Joint Base Lewis-McChord Yakima Training Center (JBLM-YTC)

Training Unit SOP

31 October 2018

Table of Contents

JBLM-YTC Commander's Message to Training Units 6

SECTION 1 – Planning Training 7
1-1. Mission of JBLM-YTC 7
1-2. Scope and Purpose 7
1-3. Proponent Agency 7
1-4. Training Requests 7
1-5. Active Duty Units 7
1-6. Reserve Components 7
1-7. Other Components 8
1-8. Advance Party 8
1-9. Installation Safety 8
1-10. Radioactive Commodities 9
1-11. JBLM-YTC Police Call Responsibilities 9
1-12. Morale, Welfare and Recreation Facilities 9

SECTION 2 – DPTMS 11
2-1. General Information 11
2-2. In-processing procedures 11
2-3. Out-processing Procedures 11
2-4. Vehicle Operations 12
2-5. Range Safety 12
2-6. Targetry Support 12
2-7. Sustainable Range Awareness Briefing 12
2-8. Aviation Support 12
2-9. Geographical Information System (GIS) and Map Product Support 12
2-10. Smoke Operations 13
2-11. Operational Requirements for Refueling 13
2-12. Training Aids, MILES and MILES Related Equipment 13
2-13. NEC 13
2-14. Mission Training & Exercise Facility (MTEF) Utilization 16

SECTION 3 – JBLM-YTC Logistics 17
3-1. Transportation 17
3-2. Railroad Shipments. 17
3-3. Vehicle Maintenance 18
3-4. Aircraft Recovery 18
3-5. General Supply 18
3-6. Ammunition 18
3-7. Amnesty Program 20
3-8. Malfunctions 20
3-9. Laundry Services 20
3-10. Supply Subsistence Management Branch (SSMB) 20

SECTION 4 – Directorate of Public Works (DPW) 22
4-1. General Information 22
4-2. Loading Ramps 22
4-3. Grease Racks 22
4-4. Portable Chemical Toilets 22
4-5. Use of Off Post Lands 23
4-6. Central Vehicle Wash Facility (CVWF) 23
4-7. Field Shower, Laundry, and Kitchens 24
4-8. Decontamination Operations 24
4-9. Water Sources 24
4-10. UPH/Billeting 26
4-11. Reverse Osmosis Water Purification Unit (ROWPU) and Tactical Water Purification System (TWPS) 26
4-12. Dig Permits 26
4-13. Facility Modifications and Mounting of Antennas 27
4-14. River Crossing and Amphibious Training Activities 27
4-15. Solid Waste Management 27
4-16. Recycling 28
4-17. Protection of Vegetation and Soil Resources 28
4-18. Protection of Wildlife 29
4-19. Sage-Grouse Protection Measures 29

4-20. Cultural Resources 30
4-21. Native American Use of JBLM-YTC 30
4-22. Bald Eagle Protection Measures. 31
4-23. Livestock 31
4-24. Air Quality Management 31
4-25. Regulated Waste and Hazardous Material Management 32
4-26. Spill Responses 33

SECTION 5 – Directorate of Emergency Services (DES) 34
5-1. Range Area Fire Management Policies and Procedures 34
5-2. Wildland Fire Season, Policies, and Procedures 35
5-3. Cantonment Area Fire Prevention 35
5-4. Cantonment Area Fire Reporting 36
5-5. Police Department 36
5-6. Crimes, Accidents and Serious Incidents 37
5-7. Firearms Registration 37
5-8. Lost/Stolen Weapon/Ammo/Explosives 37

SECTION 6 – Tenant Support Organizations 38
6-1. 53RD Ordnance Company (EOD) 38
6-2. U.S. Army Health Clinic (USAHC) 38
6-3. Army Materiel Command (AMC) Logistics Assistance Office (LAO) 38
6-4. United States Army Air Ambulance Detachment (USAAAD) 38

APPENDICES **40**
Appendix A – JBLM-YTC Cantonment Area Diagram **40**
Appendix B – POL Standard Operating Procedures **41**
Appendix C – Maps to Local Hospitals **43**
Appendix D – OPORD 641-13 (YTC Range Support) **46**
Appendix E – YTC Support Requirement **51**
Appendix F – Unit Planning Timeline **55**
Appendix G – Hazardous Roads **56**
Appendix H – CCIRs and PACE Plan **57**
Appendix I – References **58**

JBLM-YTC Commander's Message to Training Units

Military training support is the primary mission of JBLM-YTC. As a training facility, JBLM-YTC provides the opportunity, facilities, and support for military units to enhance troop readiness. All branches and components of the armed forces and allied military units train at JBLM-YTC to sustain and improve unit readiness for both wartime and contingency operations.

This Standard Operating Procedure (SOP) is designed to assist training units by providing the information necessary to enhance training at JBLM-YTC to the greatest extent possible. The goal of JBLM-YTC's staff is to support current and future training mission requirements in a sustainable, realistic manner.

Unless major changes are required, JBLM-YTC conducts a biennial review of this SOP to ensure current information is available to training units. Any questions regarding this SOP or training activities should be directed to Range Operations at (509) 225-8103. JBLM-YTC realizes unit training requirements continue to evolve as a result of current global deployment operations, and as such this SOP is a living document. As new requirements arise that are not addressed in this SOP, please contact Range Operations (509) 225-8103, DPTMS at (509) 577-3204 or the JBLM-YTC Headquarters at (509) 577-3205 for assistance.

GAVRILUK.ROGER.ALAN.1005487877 Digitally signed by GAVRILUK.ROGER.ALAN.1005487877 Date: 2018.10.29 12:04:20 -07'00'

ROGER A. GAVRILUK
LTC, SF
Commanding

SECTION 1 – Planning Training

1-1. Mission of JBLM-YTC

Joint Base Lewis-McChord Yakima Training Center provides training support and services to enable Joint Force readiness.

1-2. Scope and Purpose

a. This SOP provides information, policy, and guidance for users of JBLM-YTC to plan and conduct training activities on the installation.

b. For questions or suggestions about this SOP, submit comments to the Directorate of Plans, Training, Mobilization and Security (DPTMS), Joint Base Lewis-McChord Yakima Training Center, ATTN: IMLM-JBLM-YTC-PL, Yakima, WA 98901.

1-3. Proponent Agency

The proponent agency for this SOP is the Commander, Joint Base Lewis-McChord Yakima Training Center. Users are invited to submit comments and suggested improvements to the address above.

1-4. Training Requests

a. Units may only reserve training lands during the Land Bidding Conferences hosted by I Corps G3 in conjunction with JBLM-YTC Range Operations. Conference dates are announced to all Range Facility Manager Support System (RFMSS) holders and primary Land Managers by email. Units, after reserving land at the Land Bidding Conference, must follow-up with a RFMSS reservation and submit a Training Facilities Support Request (TFSR) to JBLM-YTC Scheduling. After all quarterly/monthly scheduling conferences, all available Ranges, Training Areas, and Facilities that have not been requested or otherwise assigned for use by partner agencies will be available for utilization by units up to and prior to 14 calendar days of the date of execution on a first come first serve basis. A sample of the TFSR is found in JBLM Regulation 350-31 or the JBLM-YTC Range Operations website at https://army.deps.mil/army/cmds/imcom_usag6/JBLM-w/YTC/DPTMS/SitePages/Home.aspx.

b. Preparation of requests for all components should be coordinated through Range Operations at telephone number (509) 225-8230 or DSN 638-8230.

1-5. Active Duty Units

a. Units must submit a TFSR through their chain of command to arrive at JBLM-YTC Range Operations NLT 90 days prior to the unit's advance party arriving at JBLM-YTC. Units can submit the TFSR to JBLM-YTC Range Operations via e-mail to paul.v.erlandson.civ@mail.mil or by hard copy. Range Operations will route the TFSR to the appropriate JBLM-YTC organizations for advance coordination.

b. Range Operations will approve requests based on the priorities established by HQ, I Corps G-3 Training, JBLM. Conflicts that cannot be resolved locally will be referred by JBLM-YTC to I Corps G-3 Training.

1-6. Reserve Components

All requests for annual training must go through the DPTMS Reserve Component Support Branch at JBLM for approval. Inactive Duty Training requests can go directly to

Range Operations. All requests must arrive at Range Operations in accordance with paragraph 1-5.

1-7. Other Components

Units or activities requesting the use of JBLM-YTC outside the normal support area of the installation will coordinate with JBLM DPTMS I CORPS/7th ID. Procedures outlined above, as appropriate, will be followed. The mailing address for DPTMS at JBLM is (ATTN: IMLM-PL), Joint Base Lewis-McChord, WA 98433-5000.

1-8. Advance Party

a. Advance party representatives will check in at building 1805 upon arrival.

b. Arrangements for advance party billets will be included on the TFSR. Unit representatives will receive an in-processing packet and briefing by the Range Operations staff. The in-processing packet must be completed and returned to Range Operations prior to the main body's arrival.

c. The advance party must complete coordination with JBLM-YTC organizations to sign for facilities, billets, and dining facilities prior to the arrival of the main body. Coordination responsibilities include all ranges, training areas, facilities, environmental briefs, MWR, and special support needs.

d. The unit representative will sign for a clearance packet that must be completed before the unit departs JBLM-YTC.

e. There are no installation run dining facilities and advanced party dining facilities are not available. The Pacific Rim Café operates on a cash or contract (NG only) basis and is available for use by advance parties. Additionally, there are numerous off-post establishments within a 15 minute drive.

1-9. Installation Safety

a. The JBLM-YTC Safety Officer is located in the north side of building 221 and the phone number is (509) 577-3216. The JBLM-YTC Safety Officer is responsible for temporary AHA licenses and general unit safety on JBLM-YTC.

b. Unit representatives will receive a brief on current safety concerns from the JBLM-YTC Safety Office when in-processing and are expected to back brief these safety concerns to the lowest levels.

c. The JBLM-YTC Safety Office is responsible for investigating and reporting accidents occurring on the installation. This is in addition to investigations and reporting conducted by the JBLM-YTC Police or Range Operations, but the unit command maintains primary responsibility for investigations. When an accident occurs, units must submit an accident report to the JBLM-YTC Safety Office. When an aviation accident occurs, units must submit an accident report to the Aviation Safety Program Manager.

d. The unit leadership is responsible for the development of risk assessments and unit safety during tactical operations. A Tactical Safety Guide is available on the JBLM-YTC Range Operations website at https://army.deps.mil/army/cmds/imcom_usag6/JBLM-w/YTC/DPTMS/SitePages/Home.aspx.

e. Units wishing to use a non-licensed area to temporarily store ammunition over 24 hours must request a Temporary Field Ammunition and Explosives Storage Site through the JBLM-YTC Safety Office at least 14 days before the storage of ammunition.

1-10. Radioactive Commodities

a. There are no facilities on JBLM-YTC where units can maintain, repair, or turn-in items containing radioactive materials.

b. Units using items containing radioactive materials (e.g.: Chemical Agent Detectors (containing Americium 241), Chemical Agent Monitors (containing Nickel 63), etc.) should adhere to their unit SOPs. If an item containing radioactive materials becomes damaged, units should contact their Radiation Safety Officer (or equivalent) for recovery and decontamination procedures.

f. If additional assistance is required, contact the JBLM-YTC Safety Officer.

1-11. JBLM-YTC Police Call Responsibilities

a. All units training at JBLM-YTC, regardless of component or facility support requested, must conduct daily policing of cantonment and range area facilities. This includes all building areas (e.g.: billets, dining facilities, etc.), trash collection points, and routes to and from common use areas (e.g.: PX, laundry, etc.).

b. The JBLM-YTC Garrison CSM may assign additional areas based on the size of the unit, duration of their stay, and areas used.

c. For further information contact the JBLM-YTC CSM at (509) 577-3559 (DSN 638-3559) or see the CSM's Memorandum to Training Units located on the JBLM-YTC Range Operations website at https://army.deps.mil/army/cmds/imcom_usag6/JBLM-w/YTC/DPTMS/SitePages/Home.aspx.

1-12. Morale, Welfare and Recreation Facilities

a. The Blanchard Physical Fitness Center (BPFC) is open Monday – Friday, 0530 – 2000; Saturday and Sunday, 0800 – 1600. All personnel must sign-in with a valid form of identification and dress in clothing appropriate for the conduct of physical training. Personnel are prohibited from wearing boots in the gym while conducting physical training; however, boots are authorized for wear in the gym during special events, such as Changes of Command.

b. Training units are not authorized to use the BPFC as a shower point and service members are prohibited from bringing TA-50 into the facility.

c. YTC Recreation Center is located in building 135 and is open Monday – Saturday, 0800 – 1900. These hours are subject to change. Please contact the MWR Manager for updates. Patrons can register for 24/7 access with MWR at the BPFC.

d. The Pacific Rim Café is located in building 135 and typically open Monday – Saturday, 0800 – 1900. These hours are subject to change. Please contact the MWR Manager for updates.

e. The Post Exchange (PX) is located in building 157 and is typically open Monday – Saturday, 1000 – 1700. Additional hours may be provided when coordinated with the PX Manager at least 14 days in advance. Please contact the PX Manager at (509) 577-3416 for further information.

f. The Palouse to Cascades Trail (formerly known as the John Wayne Trail) is a Washington State Park Trail traversing JBLM-YTC through Training Areas 1, 2, and 3. Use of the trail for motorized vehicle travel is prohibited; except during emergency conditions. Military vehicles may use the approved vehicle crossing points identified below:

Name	Grid		Name	Grid
Gas Well Road	10T GS 0990 9999		Johnson Creek	10T GS 2340 9390
Ryegrass Tunnel Area	10T GS 1100 9885		Doris – West	10T GS 2790 9480
Foster Creek Road	10T GS 1615 9690		Doris – East	10T GS 2900 9500
Sanders Ranch	10T GS 1820 9520			

SECTION 2 – Directorate of Plans, Training, Mobilizations and Security (DPTMS)

2-1. General Information

b. Range Operations is located in building 1805 and their contact information is:

Office	Commercial	DSN
Range Officer	(509) 225-8101	638-8101
Operations Officer	(509) 225-8103	638-8103
Range Safety Officer	(509) 225-8104	638-8104
Range Scheduler	(509) 225-8230	638-8230
Targetry Shop	(509) 225-8121	638-8121
GIS Coordinator	(509) 225-8106	638-8106
ITAM Coordinator	(509) 225-8113	638-8113
Fax	(509) 225-8110	638-8110

c. Units in Training Areas (Non-Firing locations) will maintain at least two means of communication with Range Operations. Units on ranges in a firing posture will have at least two means of communication with Range Operations. Units will follow the PACE plan below for communications with Range Operations.

Primary	Hand-held radio issued by Range Operations
Alternate	FM 40.200 MHz
Contingency	Land line (509) 225-8100
Emergency	Cellular phone (509) 225-8100

d. DO NOT dial 911 unless the above PACE plan does not work.

e. Range Operations is responsible for coordinating all training activities on the installation which includes: coordinating range activities; assignment of ranges, facilities, and training areas; environmental awareness briefs; issuing and receiving unit in-processing and out-processing packets.

f. Specific instructions related to scheduling training and range facilities are addressed in Chapter 3 of JBLM Regulation 350-31. Please visit the JBLM-YTC Range Operations website at https://army.deps.mil/army/cmds/imcom_usag6/JBLM-w/YTC/DPTMS/SitePages/Home.aspx for samples of the administrative forms used to request ranges and facilities.

g. Reconnaissance and liaison personnel desiring to perform field visits to the range areas must first report to Range Operations for an orientation briefing. Units must coordinate this briefing at least 7 days in advance by calling Range Operations.

2-2. In-processing procedures

Range Operations will identify organizations the unit is required to in-process.

2-3. Out-processing Procedures.

a. Unit representatives must clear all designated organizations and return the completed out-processing checklist to Range Operations. If problems arise, the unit

representative is required to report to the Directorate involved to resolve the problem.

b. Units that fail to clear properly may be required to send a representative back to JBLM-YTC to complete clearance. In instances where the unit must perform work, the unit will be required to return with sufficient assets to properly clear.

2-4. Vehicle Operations

a. Convoy traffic consisting of three or more vehicles is prohibited from using Firing Center Road between E Street and Range Operations and must use the tank trail instead.

b. Blackout drive: There are no designated blackout drive areas. Commanders will conduct a risk assessment for all blackout drive operations. Risk assessments for blackout drive operations should consider the level of the driver's training; training with, and the availability of, night vision goggles; type of vehicles; terrain; type of training being conducted; and weather conditions.

c. Winter driving: All units should have snow chains available from October – April. For road conditions in the cantonment area call (509) 577-3600 and for road conditions down range call (509) 225-8100.

d. Airfield Driving: Personnel driving on Vagabond AHP must be trained on airfield driving procedures. Visit Vagabond AHP Base Operations, located in building 396, to receive a briefing regarding driving procedures specific to Vagabond AHP.

e. A map depicting areas with hazardous road is contained in Appendix G. Personnel should exercise extreme caution when navigating these areas.

2-5. Range Safety

All units will schedule a safety briefing with the Range Safety Officer, located in building 1805, at least 48 hours prior to operating any live-fire range.

2-6. Targetry Support

Units must fax targetry requests directly to Range Operations and schedule an appointment for issue of targetry at least 45 days in advance of training. Units can request appointment dates and times using the TFSR.

2-7. Sustainable Range Awareness Briefing

All units must schedule and complete a Sustainable Range Awareness briefing with the ITAM Coordinator prior to the beginning of training. This briefing provides an overview of environmental issues units must be aware of while training at JBLM-YTC.

2-8. Aviation Support

Units will conduct aviation operations IAW JBLM Regulation 95-1. For any questions, or for more information, contact Vagabond AHP Base Operations at (509) 577-3271.

2-9. Geographical Information System (GIS) and Map Product Support

a. DPTMS does not maintain an inventory of hard copy maps to issue units. For information on digital maps contact the SRP GIS Coordinator. Units can download maps from the SRP website located at https://srp.army.mil.

b. JBLM-YTC can support limited requests to develop custom GIS products. Typical products include the Military Installation Map, aerial images, ranges, target

arrays, MOUT sites, elevation models, terrain maps, and other maneuver related planning maps. Some of these are already available for download on the SRP website. Check the JBLM-YTC SRP installation webpage before requesting mapping products.

c. To order hard-copy red-light and blue/green-light Yakima Training Center Military Installation Maps, contact Defense Logistics Agency (DLA) Mapping Customer Operations at DSN 695-6500, (800) 826-0342, or acctmgr@dla.mil. The Yakima Training Center Military Installation Map NSN is 7643014044419.

d. The datum for all JBLM-YTC map products is WGS-84.

2-10. Smoke Operations

a. Smoke Generators: Advance coordination with Range Operations is mandatory before conducting smoke generating operations. Units must coordinate at least 45 days in advance of planned training dates.

b. Smoke Munitions: Units are limited to the following quantities each day:

1. Smoke Grenades: Maximum 100/day, at least 300m from installation boundary.
2. Smoke Pots: Maximum 13/day, at least 1,500m from installation boundary.
3. Smoke Mortars: Maximum 100/day, must fire into existing Impact Areas.
4. Smoke Artillery: Maximum 30/day, must fire into existing Impact Areas.

2-11. Operational Requirements for Refueling

a. Units must adhere to the policies and procedures outlined in Appendix B for all refueling operations.

2-12. Training Aids, MILES and MILES Related Equipment

a. Training aid devices (e.g.: non-target devices) can be obtained from the JBLM-YTC Training Support Center (TSC)**.** Call ahead for availability at (509) 225-8123 or DSN 638-8123.

b. MILES and MILES related equipment requests are made through Commander, JBLM: ATTN: IMLM-JBLM-ZA, Joint Base Lewis-McChord, WA 98433-5000 utilizing HFL Form 584 – Request for MILES Support.

c. JBLM-YTC MILES is stored, issued and turned-in at the TSC/MILES Warehouse, located within the Range Operations Compound at building 1822.

2-13. NEC

a. The Yakima Service Branch (YSB) is located in building 821. Units can reach the Branch Chief at (509) 577-3212 or (509) 577-3355.

b. Advance parties will in-process and clear with the YSB NEC in person at building 821. The YSB NEC is on Firing Center Rd between the DPW and DPTMS buildings. The entry door bears a “YTC Signal” sign. Any loaned equipment shall be returned clean and serviceable. Please identify any item damaged or in need of repair.

c. All services require a Remedy work order through either the Army’s Enterprise Service Desk (AESD) at 967-3646 / toll free 866-335-2769, or through the online Self Service Portal at https://portal.aesdpro.aesd-w.army.mil/group/aesd/home. Work orders must contain: unit name, S6 POC with cell number, dates of service (from ADVON arrival through date of departure) building numbers, exercise name, type of service (e.g. telephone, NIPRNET, SIPRNET, etc.). Requests for multiple training buildings may go

on one work order; the ticket should be routed to “CONUS>NEC JBLM”, and should specify services are requested at Yakima Training Center. Secure a ticket number before disconnecting the call to the AESD and use this ticket number when contacting the Yakima Service Branch of the NEC for any issues or special requests.

d. Dialing instructions while on JBLM-YTC are as follows:

Area	Instructions
Local Yakima Area	99+ the number
Toll free calls	8+ the number (do not dial 1)
Long Distance	97+ (Area Code) + (the number)
DSN	94+the number
YTC DSN prefixes	577=638, 225=638
JBLM (dial direct)	966- / 967- / 968- / 477-XXXX
JBLM McChord Field (dial direct)	982-XXXX
Madigan (dial direct)	968-XXXX
Camp Murray (dial direct)	512- / 582-XXXX
Local JBLM area	253+the number
Local Seattle area	206+the number
Local Olympia area	95+360+the number
Road Conditions Information	577-3600
Yakima Area Code	509
Emergency Services (Fire/EMS/Police)	911 from any base telephone (509) 577-3911 from cell & other phones

e. Training buildings have DSN telephone service and work orders are not needed to use them. Admin buildings have ten telephones, billets have one telephone, and DFACs have two telephones. Additional telephone lines and special services, such as international dialing, are available on a case-by-case basis with a work order.

f. The telephone service on JBLM-YTC is not a secure means of communication. JBLM-YTC’s local and range telephones are for official use only. Personnel will not discuss classified information the phone, nor will they accept collect calls. Field wire is not permitted within the cantonment area.

g. Admin buildings have 10 single line analog telephone sets in each building. Dial 222 to determine the phone number of the set. All telephone sets must remain connected in buildings, clean, and in working order. All tape or labeling applied by training units must be removed from telephone sets and wall jacks prior to clearance. If telephone sets or data/telephone jacks are damaged or not working, contact the YSB Branch Chief for repair or replacement.

h. Network service is available in most cantonment training buildings. Network Security is enforced at JBLM-YTC through the Dot1x protocol and JBLM imaged workstations will operate on the JBLM-YTC network. For JBLM imaged workstations, it is no longer necessary to submit user names and mac addresses with requests for service. The network is for “official” government use only and use of the network constitutes consent to monitoring. Authority for these computer and network procedures is AR 25-1.

i. Request service via a Remedy work order. Only computers with a properly

configured Army AGM image are authorized to connect to the NIPR.

j. A SIPR café run by DPTMS is available. Contact the JBLM-YTC garrison IMO at 225-8630 for access vetting procedure and scheduling.

k. Enterprise SIPR is available in training buildings and Tactical Interface Point (TIP) sites with prior coordination. Units must supply SIPR laptops, request service via a work order, and should coordinate the request through the YSB Branch Chief.

l. IaaDS layer two hand-off for connection to tactical stacks is available in training buildings and TIP sites. Units must provide the TACLANE and SIPR switch/router, request service via a Remedy work order and coordinate IaaDS access through the YSB NEC Branch Chief no less than 10 days in advance.

m. Access to the ARNET is available with prior coordination. Request service via a Remedy work order at least seven days in advance of the date service is needed.

n. Access to the Madigan Army Medical Center network is available at building 246 with prior coordination for medical personnel with an active account" Request service via a Remedy work order.

o. Army users not in the 7th SID CMD OU are eligible for guest network connections. Submit one remedy ticket with user names as it appears in Active Directory, workstation names, MAC addresses, buildings, S6 POC including cell phone number, and duration of service. Coordinate access two weeks in advance through the YSB NEC Branch Chief.

p. Access to the Washington Army National Guard (WAARNG) network is available in training buildings 212, 231, 242, 255, and 261. Coordinate access with the WAARNG Radio Retransmission Supervisor at (509) 225-2294 at least seven days in advance.

q. It is recommended units enable USB printing on their devices and direct print via USB for field expediency. Network printer requests must be submitted seven days in advance in a separate Remedy work order with the make, model, MAC address, printer serial number, building number, and the duration of the requested access.

r. YTC supports eight TIP sites (figure 2-1). All available Army networks (e.g. NIPR, IaaDS, etc.) can be configured at TIP sites:

1. Cantonment – adjacent shower point – 12 TFOCA, 100 DSN connections.
2. MTEF – six sites with three TFOCA connections each and VoIP phones.
3. DMPRC – one Ethernet trunk connection and VoIP phones.

s. Units must provide TFOCA cables (min 500') to connect to TIP sites. Coordinate TIP site access through the YSB NEC Branch Chief at least 7 days in advance.

t. VTC is available on a limited basis through the YTC garrison Emergency Manager at 577-3295.

u. The JBLM NEC and YSB support LMR coverage throughout JBLM-YTC. JBLM LMR radios function at JBLM-YTC, and vice versa, within normal coverage areas.

1. LMR radios will not function outside of their coverage areas, such as the convoy routes between JBLM and JBLM-YTC.
2. Programming and repair of radios is performed at the JBLM NEC, B5038.

v. Temporary radio frequency requests are made through the JBLM G6 at (253) 477-1834. Requests for permanently assigned radio frequencies are submitted through the JBLM Frequencies Manager at (253) 967-2345.

w. Requests to install antenna with staked masts and grounding rods/rings requires a dig permit. See paragraph 4-12 for details on dig permits. The preferred method to

anchor antenna mast is with cast concrete ballast anchors provided by DPW. No antennas will be installed on any installation radio tower or building. Most Admin training buildings have available ground rods for grounding TCN antennas (figure 2-2).

x. Commercial wireless (WiFi) internet access for troop personal use with non-government devices is available at the following locations:

1. Café, BPFC, and PX – MWR furnished, “Free Escapes” (free).
2. Billets – AAFES furnished, “BOINGO” (paid). Note: JBLM BOINGO subscriber accounts function at JBLM-YTC.

y. Other providers have Points of Presence on the installation and can be engaged for leased hard wire IP access – examples:

1. SOF encrypted tunnels to SOCOM.
2. Foreign national forces – internet access.

Figure 2-1: TIP Sites

Figure 2-2: Grounding Rod – TCN

2-14. Mission Training & Exercise Facility (MTEF) Utilization

a. Units must request use of the MTEF through RFMSS. Exceptions will only be approved by the JBLM-YTC DPTMS Director or authorized representative.

b. Co-use agreements must be coordinated with the primary reserving unit and the JBLM-YTC DPTMS Director, or authorized representative.

c. Units are responsible for cleaning up all trash, training materials, equipment, and other items that are associated with exercises. Failure to comply will result in a cleaning contract modification billed to the unit’s HQs.

d. Units are responsible for all damages to facilities, equipment, TIP sites, etc., that may occur as part of their training. Repairs will be submitted for contract support and billed to the unit’s HQs for reimbursement.

e. Access to the MTEF is managed with gate and door codes. Only authorized units will have the current codes.

f. Units can request Mission Command Support as part of training and exercises through the MTC website at https://combinedarmscenter.army.mil/orgs/jblm/SitePages/MTC.aspx.

SECTION 3 – JBLM-YTC Logistics

3.1. Transportation

There is no transportation support available at JBLM-YTC. Movement of individuals or units by non-organic transportation to or from JBLM-YTC must be arranged directly through the JBLM Installation Transportation Office (ITO).

3.2. Railroad Shipments.

a. Pomona Siding Railhead is two miles west of the cantonment on East Pomona Road at grid 10T FS 92067384. Units can schedule the use of the railhead through JBLM-YTC Range Operations. Tracked vehicles are not allowed in the cantonment area and must be moved to and from the railhead using the route located in figure 3-1.

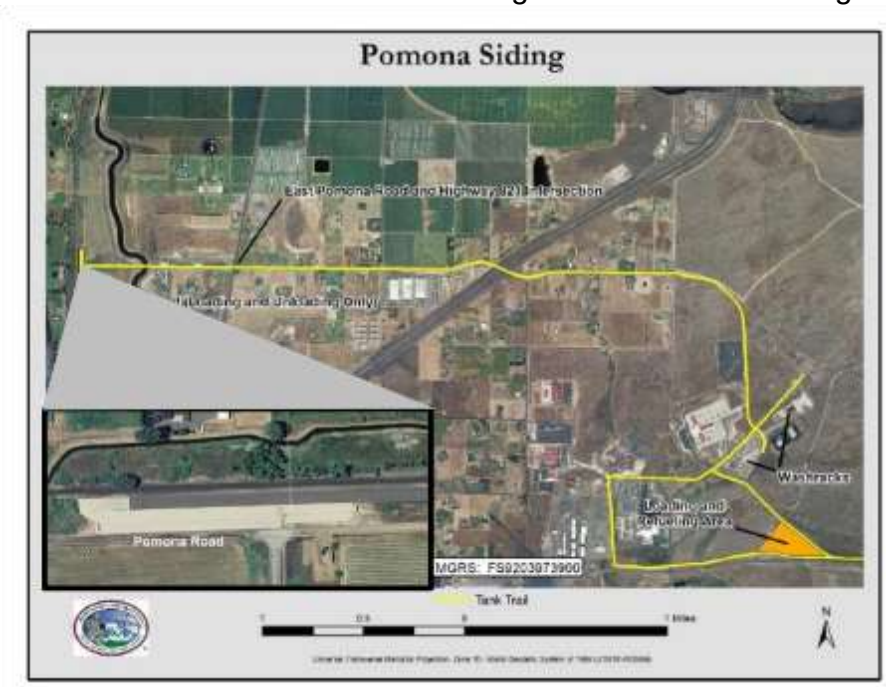

Figure 3-1. Pomona Railhead to Cantonment route

b. All access and movement between JBLM-YTC and Pomona Siding must be coordinated with the JBLM-YTC Police. Convoy permits for travel between JBLM-YTC and Pomona Siding must be obtained from the JBLM ITO prior to departing JBLM.

c. Civilian traffic has the right-of-way on SR 821. Units will place road guards with reflective vests at the intersection of East Pomona Rd and SR 821 to assist with traffic flow.

d. Heavy tracked vehicles (e.g.: M1A1, D-7, etc.) must be transported via truck.

e. Rail departure requires advance coordination with JBLM-YTC Logistics to ensure a Railroad Inspector is available to advise and approve the rail load.

f. The unit is responsible for site security. There are lights and a fence around the east side of the railhead.

g. Hours of Operation and Activity Limitation are as follows:

1. 0730 – 0900: Units may work at the railhead site only (e.g.: loading, tying down vehicles). All tracked vehicles must remain on site and all staging of tracked vehicles must remain on the concrete area of the railhead. Movement of wheeled vehicles is allowed

during these times. Use caution as school children and buses may be present.

2. 0900 – 2000: No limitations on working at the railhead. Tracked vehicle movement to and from the railhead is permitted only during these hours.

3. 2000 – 0730: No working or work lights allowed at the railhead. No movement of track vehicles to or from the railhead.

h. Units using the railhead are responsible for policing the latrine, storage area, and hardstand at the railhead before clearing.

3.3. Vehicle Maintenance

a. Due to very limited resources relative to the number of installation missions, JBLM-YTC TMP cannot provide vehicle maintenance support to units.

b. JBLM-YTC has no vehicle recovery capability. Units must call a private vendor to recover GSA vehicles. Instructions are located in the GSA logbook and units can contact JBLM-YTC Range Operations for a list of local commercial tow truck operators.

3.4. Aircraft Recovery

Units will accomplish aircraft recovery IAW JBLM Regulation 95-1 and current local directives. For aircraft accidents and incidents, contact the JBLM-YTC Aviation Safety Program Manager at (509) 577-3517 or (509) 823-9134. Recovery of aircraft involved in an accident will not occur without approval of the Accident Investigation Board.

3.5. General Supply

a. JBLM-YTC Logistics only provides Class I, III (Bulk) and V support to training units with an established account at JBLM. Units must provide signature cards (DA1687), assumption of command orders, and the transportation and manpower to pick up supplies. JBLM-YTC cannot assist units without verification of funds availability.

b. Training units must arrive at JBLM-YTC with sufficient expendable supplies to satisfy unit needs throughout the training period. Units can obtain detergent (ECOLAB Solid Power) and drying agent (ECOLAB Rinse Dry) for dishwashing machines from the GSA Advantage website (GSA Schedule Contract #GS-07F-0057M) or through the JBLM Express Self-Service Store. No other dishwashing machine products are authorized for use at JBLM-YTC and units will be held fully responsible for damages due to failure to comply. Contact Billeting at (509) 577-3671 for more information.

c. Units will prepare all Financial Liability Investigation of Property Loss, Cash Collection Vouchers and Statements of Charges pertaining to damaged, lost or destroyed JBLM-YTC property and submit them through the relevant Directorate; to the Installation Property Book Officer for review, signature, and assignment of a voucher number.

3.6. Ammunition

a. Please refer to the JBLM-YTC Ammunition Supply Point (ASP) External SOP for more detailed guidance not covered within this SOP. Ammunition support for units is provided by the JBLM-YTC LRC ASP located on ASP Road, building 1093. Units can contact the ASP at (509) 577-3227 / 29. Procedures for forecasting and requesting ammunition are outlined in JBLM Regulation 700-20.

b. Units receiving ammunition, or training with ammunition, at JBLM-YTC must receive briefings from the Quality Assurance Specialist Ammunition Surveillance (QASAS) department and the ASP and individuals on the signature card (DA Form 1687) should be

the one receiving this briefing.

c. The ASP is open Monday – Friday, 0730 – 1600. The ASP is open on weekends or after hours by special request only and units must MIPR money for overtime. Units are required to submit ammunition requests 21 working days in advance.

d. Vehicles transporting munitions will be inspected IAW DA PAM 385-64 and DoD Directive 4500.09E. Units must bring the appropriate amount of vehicles and equipment for the draw of ammunition and explosives. The ASP does not issue placards, tarps, MB-1 tie down straps, etc.

e. An inventory of home station ammunition must be provided to the QASAS for Damage In Transit inspection and suspense check. Bring a copy of the DD Form 1348-1 or Inventory of Department of Defense Identification Code (DODIC) lot number and quantity.

f. Units will submit all requests to the JBLM Installation Ammunition Management Office (IAMO) through the Total Ammunition Management Information System (TAMIS). Prohibited munitions are not issued during the JBLM-YTC High Fire Danger Season.

g. Units must schedule a turn-in time for ammunition and residue drawn at JBLM-YTC when issued. Other residue is dealt with on a case-by-case basis. Units must submit a Missile Firing report within 3 days of firing missiles and a Consumption Certificate (DA Form 5692) is required for any Category 1 or 2 ammunition consumed.

h. Units will submit and coordinate requests for issue as follows:

Unit type	Requests submitted to
Active Army	JBLM IAMO
Oregon National Guard	USPFO for Oregon/JBLM IAMO
Washington National Guard	USPFO for Washington/JBLM IAMO
Reserve Components	DRCS. JBLM/ JBLM IAMO

i. Personnel receiving or turning in ammunition must present a valid certificate of completion for the Ammunition Handlers course before conducting transactions at the ASP. Vehicles must meet DD Form 626 standards and have all other required forms IAW appropriate regulations prior to departure. The driver and assistant driver must have the HAZMAT training endorsement on their military driver's license.

j. The ASP will reconcile ammunition vouchers and units will not be released until reconciliation is completed. Units have five working days to reconcile documents.

k. The ASP is not available for storage of unit ammunition. Once ammunition is issued it becomes the user's responsibility.

l. All ammunition and explosives found on the installation are considered hazardous and should not be moved. Upon finding any ammunition or explosives, immediately contact Range Operations, the JBLM-YTC Police, or the ASP.

m. Storage of Category I ammunition in an Ammunition Holding Area (AHA) will be in approved containers (MILVAN, SEAVAN, or CONEX) and secured by two medium security locks. Additionally, IAW AR 190-11, two armed guards will provide constant surveillance on the ammunition.

n. No refueling of ammunition vehicles while ammunition is onboard.

o. No ammunition or residue is allowed within the cantonment area; except as deemed appropriate by the QASAS.

p. For more information, see AR 190-11, JBLM Regulation 190-11, or JBLM

Regulation 700-20.

3.7. Amnesty Program

a. Amnesty containers are for .50 caliber and below. The ASP will accept all other ammunition during normal duty hours IAW DA PAM 710-2-1, JBLM Regulation 700-20, and JBLM-YTC Commander's Policy on Ammunition Amnesty Program.

b. Amnesty boxes are located at the JBLM-YTC ASP main gate, Vagabond Airfield, Staging area, Wash Racks, Refuse Collection Point (RCP), Range Operations, Range 25, Range 24, 4 Corners, and the DMPRC AHA.

c. Service Members should not keep ammunition after completion of training events and missions. Units are responsible for inspecting personnel prior to leaving a training site or deploying back to home station.

d. DO NOT use the amnesty boxes for anything other than ammunition. DO NOT place ammunition and residue in dumpsters or trash containers. Units will turn in large amounts of ammunition or residue to the JBLM-YTC ASP or return it to the ASP from which it was drawn.

3.8. Malfunctions

Units will report malfunctions immediately to Range Operations. DO NOT move the weapon or ammunition involved in the incident until an investigation is complete.

3.9. Laundry Services

There is no laundry service at JBLM-YTC. Units can contact the DPW Facility Inspector to sign out the troop laundry facility located at building 156. A washer and dryer are also located in each wing of each barracks. Personnel will not clean TA-50 in any of the washers or dryers located on JBLM-YTC.

3.10. Supply Subsistence Management Branch (SSMB)

a. The SSMB is located in building 822 (Dry Storage), building 832 (Cold Storage), and building 822A (Office). Their phone numbers are (509) 577-3822/ 3226/3230 and their hours of operation are Monday – Friday, 0730 – 1600, except holidays.

b. Units must submit ration requests 60 days in advance to the JBLM Supply Substance Management Office (SSMO). The SSMO will forward a copy to the SSMB 30 days prior to the issue date. Issues will not be made to personnel without a current DA 1687.

c. The 2-2-3 frequency schedule changes are not authorized, unless approved by JBLM LRC; issue days are Monday, Wednesday, and Friday.

d. Training units will prepare and submit a DA Form 3294 for issuance of condiments, operational rations, and warming and cooling beverages. Units will submit A-ration forecast sheets to the JBLM SSMO. The JBLM SSMO will prepare the menu documents based on the forecast documents and the DA Form 3294. Reserve and National Guard units who intend to operate as a Ration Breakdown point will submit an FRIS with the Ration Request. Subsistence requested is based on the unit head count and daily menu requirement.

e. JBLM-YTC Logistics does not issue ice. Units must make arrangements with an off-post establishment to procure ice. Contact the JBLM SSMO for more information.

f. The U.S. Property and Finance Office (USPFO) for each state will furnish the

JBLM SSMO with the applicable fund citation to be charged against.

g. All changes to ration requests must be signed by the unit commander and submitted to the JBLM SSMO a minimum of 10 days prior to the issue date.

h. MREs, T-Rations, UGRs, Shelf Stable Bread, Heaters, and supplements are not automatically issued. Operational Rations are forecast or requested through JBLM SSMO prior to training at JBLM-YTC.

i. Upon issue of rations, training units are responsible for storage and security. The SSMB is not a forward ration break point for units needing storage.

j. A veterinarian inspects rations at the time of turn-in. Turn-ins are made with five copies of the DA Form 3161 or DA Form 3294.

k. Loading rations is the unit's responsibility and they must provide an adequate number of vehicles to transport rations from the SSMB. Vehicles used for the transportation of rations must be Government owned or rented, clean, and enclosed or covered (with end drop and tie downs). Units will turn in pallets, milk crates, and bread crates to building 832.

l. Cash collection services occurs only at the JBLM SSMO.

m. According to AR 30-22 and DA PAM 30-22, subsistence not consumed in the field should be considered for donation to a certified public body when it cannot be transferred to another home station dining facility, field kitchen, or when the subsistence cannot be returned to the SSMB. Contact the JBLM-YTC SSMB for more details.

SECTION 4 – Directorate of Public Works (DPW)

4-1. General Information

a. The JBLM-YTC DPW is located in building 810. The DPW Facilities Issue, Facilities Inspector, and Work Order Control offices are located in building 831C. Units should report to building 831C, or call (509) 577-3671 for all DPW related matters. Office hours are Monday – Friday, 0800 – 1130 and 1200 – 1500. After normal duty hours, contact the Range Operations Desk at (509) 225-8100.

b. Units should submit maintenance and repair requests for real property (e.g., buildings, roads, etc.) to the DPW Work Order Desk via telephone or email at usarmy.ytc.imcom-central.mbx.ytccsc@mail.mil by using the Service Request Order Form located on the DPW website at https://army.deps.mil/army/cmds/imcom_usag6/JBLM-w/YTC/DPW/SitePages/Home.aspx. Units should provide a brief description of the support needed, location, point of contact, and telephone number.

c. Units can reach DPW key staff at the following telephone numbers:

Organization	Telephone number
Cantonment Area Dig Request	(509) 577-3400
Cultural Resource Management	(509) 577-3535
Environmental Compliance (Hazardous Waste, Spill Clean Up)	(509) 577-3545
Facility Issue	(509) 577-3671
Natural Resource Management and ROWPU	(509) 577-3500
One Stop Yard	(509) 577-3830
Refuse and Recycling	(509) 577-3400
Wash rack Scheduling	(509) 577-3671
Wildlife Management	(509) 577-3860
Work Order Desk (Call in Service Orders)	(509) 577-3400

4-2. Loading Ramps

Equipment loading ramps are located at the east end of the cantonment at grid 10T FS 9590 7242 and at grid 10T FS 0116 9089. Both locations are two-stage ramps built to accommodate high- and low-bed trailers.

4-3. Grease Racks

Two grease racks are available at the main motor pool parking lot located west of D Street between 5th Avenue and Firing Center Road. These facilities are not designed to support vehicles exceeding 15,000 pounds gross vehicle weight and use of these facilities is on a first-come, first-served basis.

4-4. Portable Chemical Toilets

a. FL Regulation 200–1 requires units to use either existing fixed latrines or arrange for portable chemical toilets (PCTs) while training at JBLM-YTC. Use of field expedient (pit) latrines is allowed only when chemical latrines are unavailable or their use is impractical. Proper construction and closure of pit latrines is described in TC 4-02.3. Units must coordinate the location of pit latrines, and their approval, in advance with Range Operations.

b. Units are responsible for coordination of portable latrines and handwashing stations to support their exercise requirements at least 30 days in advance. Contact John Wao at (253) 966-3286 or john.wao.civ@mail.mil for portable latrine placement. Be prepared to provide exact grids for each of your required PCT drop locations.

4-5. Use of Off Post Lands

IAW JBLM Regulation 350-2, units requiring use of off-post training lands must submit requests through the JBLM DPW Real Property Office at (253) 966-1710. Processing time for real estate agreements is eight to twelve months and off-post training is not allowed unless the unit has an approved real property agreement.

4-6. Central Vehicle Wash Facility (CVWF)

a. All vehicles and equipment used by units while training at JBLM-YTC must be washed at the CVWF prior to departing the installation for their home station. Vehicles remaining within the cantonment area are exempt.

b. Units shall schedule use of the CVWF at least 24 hours in advance through the DPW Facility Inspector located in building 831C at (509) 577-3671.

c. The CVWF issue and turn-in procedures are as follows:

1. Units will request the CVWF on their TFSR in the same way they request training facilities by indicating the estimated number of vehicles to be washed each day.

2. Units will coordinate CVWF issue, cleaning, inspection, and turn-in not less than one working day prior to its use.

3. Units will clean the CVWF by policing the entire area within the CVWF fence; including removal of material caught in the drains and the access road from the cattle guard to the CVWF.

4. Clean the latrines at the CVWF.

5. Hose down all asphalt and concrete areas of the CVWF.

6. Clean up around the dumpsters and ensure all trash is placed within them. If a dumpster is full, call DPW at 577-3400 to have it emptied.

d. Units are not authorized to use any type of cleaning agent at the CVWF.

e. The Birdbath Facility has six lanes (four lanes for track vehicles or large wheeled vehicles and two lanes for smaller wheeled vehicles). This facility is equipped with water cannons and a three-foot drenching pool. Throughput at the Birdbath Facility is approximately 72 vehicles per hour and use of this facility is generally limited to units of Battalion size or greater.

f. The Hose Wash Facility (HWF) includes four bays equipped with high-pressure water hoses. Throughput for the HWF is approximately 66 vehicles per hour and use of this facility is generally for units smaller than a Battalion.

g. Helicopters are the only vehicles authorized to use the Vagabond AHP wash rack and units will coordinate its use through Vagabond AHP Base Operations.

h. Units may only empty Stryker bilges at the CVWF if the water is not contaminated by antifreeze or petroleum products. If a Stryker bilge is contaminated with antifreeze, or any other petroleum product, the Stryker must be serviced at a maintenance facility and bilge contents containerized for disposal through the One Stop Yard. Bilge plugs must be in place whenever a Stryker is driven on JBLM-YTC.

i. Individual vehicles utilizing the CVWF may use it without prior coordination provided they obey the using unit's CVWF supervisor and clean up after themselves. Units will not

use this rule to circumvent scheduling procedures and wash an entire unit's vehicles.

4-7. Field Shower, Laundry, and Kitchens

a. Discharge from field showers, laundries, and kitchens into streambeds and drainage ditches is prohibited. Retention or evaporation ponds shall be used to contain gray water produced from these activities. Ensure sufficient time is allocated for evaporation prior to closing the pond. Pits should be dug so they are wider than they are deep and must be inspected by the JBLM-YTC DPW Environmental Division (ED) for final closure.

b. Excavation for this purpose requires a dig permit (see section 4-12). Retention sumps or ponds may be used for liquids but all solid wastes must be taken to the RCP.

4-8. Decontamination Operations

Decontamination training operations at JBLM-YTC must be coordinated in advance with Range Operations and DPW ED. Generally, decontamination operations are allowed at upland locations at least 100 meters from any drainage.

4-9. Water Sources

The operational status of water points is maintained by DPW and can be found on the JBLM-YTC SharePoint at https://army.deps.mil/army/cmds/imcom_usag6/JBLM-w/YTC/DPW/SitePages/Home.aspx. Water points are found at the following locations:

Potable Water	MGRS	Non-Potable Water	MGRS
Range 55*	10T GS 1828 6855	West Washout	10T GS 0566 6477
Selah Airstrip*	10T GS 0430 7625	East Coyote	10T GS 1204 6423
YRS/Range Control	10T GS 0324 7266	Taylor Gap	10T GS 1421 6421
Range 19*	10T GS 0620 8437	Nelson Springs	10T GS 2824 6209
Exit 11*	10T GS 0141 8900	Lambing Camp	10T GS 3280 6134
Badger Pocket	10T GS 0855 9237	Coffin Ranch	10T GS 2788 6646
Dead Truck Farm	10T GT 0720 0315	Range 9	10T GS 1010 6891
New Doris*	10T GS 2818 9500	North Filey Road	10T GS 3093 6744
DMPRC	10T GS 1727 8540	Upper Foster	10T GS 1182 9484
Cantonment Area*	10T FS 9469 1659	Lower Foster	10T GS 1537 9645
		Rye Grass	10T GT 1451 0201
		Sagebrush Spring	10T GT 2405 0129
		North Hanson	10T GS 2466 8814
		Borden DZ	10T GS 2905 8382
		Range 14	10T GS 2660 6570
		West Firewater	10T GS 1980 6310
		Sanders By-Pass	10T GS 1870 9530
		Crossroad Spring	10T GS 1922 7418
		Knuckles	10T GS 0897 7250

*The operational status of water points is maintained by DPW and can be found on the JBLM-YTC SharePoint at https://army.deps.mil/army/cmds/imcom_usag6/JBLM-w/YTC/DPW/SitePages/Home.aspx.
All grids are listed by 10T including ones that fall in 11T.

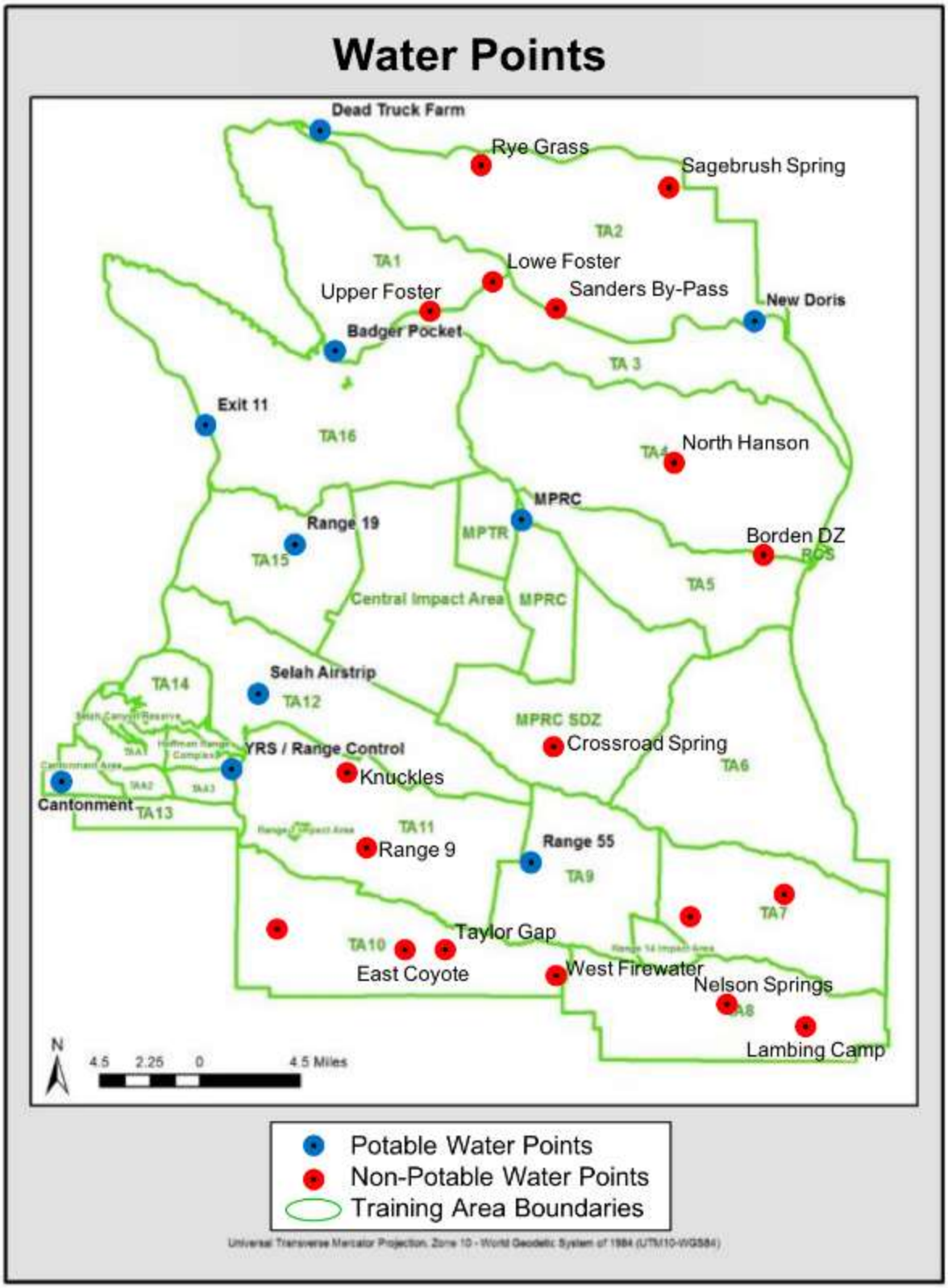

Figure 4-1. Water Points

4-10. UPH/Billeting

a. Billeting and facility assignments for training units are made IAW priorities established by JBLM Regulation 350-31 and as directed by the I Corps G3 Training.

b. Priorities within each category are made on a first-come, first-served basis, unless otherwise directed. To sign for troop barracks, dining facilities, or administration buildings, the advance party should arrive NLT 1300, Monday – Friday to ensure enough time for joint inventories and signing of the hand receipts. Cleaning supplies are the unit's responsibility and using buildings for reasons other than their designed use is prohibited. A typical priority matrix is shown below.

Priority	Type
Priority 1	Units conducting exercises, tests, or evaluations directed by I Corps or higher headquarters
Priority 2	Reserve component units on weekend or annual training
Priority 3	SOCOM (2nd BN 75th Ranger Regiment, 1st Special Forces Group (ABN)
Priority 4	I Corps Units from JBLM
Priority 5	Other units, services, and activities as directed by I Corps G3/DPTMS

4-11. Reverse Osmosis Water Purification Unit (ROWPU) and Tactical Water Purification System (TWPS)

Units conducting ROWPU/TWPS training must coordinate in advance with Range Operations and the DPW ED. Backwash water may only be disposed of by approved ED methods and IAW ATP 4-44. If flocculants are used, the backwash water must be captured and transported back to the cantonment area for disposal into the sanitary sewer system. If sumps are required, units must receive an approved dig permit. ROWPU/TWPS activities can occur at the following locations: MWR Fishing Pond (10T FS 9540 7220), Foster Gap Pond (10T GS 1180 9490), and Dead Truck Farm Pond (10T GT 0660 0330).

4-12. Dig Permits

a. Range Area Dig Permits

1. All digging activities in the range areas must be approved in advance by Range Operations.
2. Units must submit a dig request form at least 45 days in advance of training dates. The form is available on the Range Operation website at https://army.deps.mil/army/cmds/imcom_usag6/JBLM-w/YTC/DPTMS/SitePages/Home.aspx.
3. Digging is prohibited within 50m of improved roads and utility lines.
4. Digging is prohibited within 100m of wet or dry drainages and in Sage-grouse protection areas.
5. Dig requests are reviewed by the JBLM-YTC staff. If further coordination is necessary, the requesting unit will be contacted.
6. Written approval in the form of a dig permit is issued by Range Operations and must be kept on site during digging activities. The permit identifies all approved excavations and any constraints.
7. Upon completion of training, commanders will ensure all excavations are

properly filled and leveled. Range Operations will inspect dig sites prior to final clearing.

b. Cantonment Area Dig Permits and Mounting of Antennas.

1. Units must contact the DPW Work Order Desk to initiate cantonment area dig permits.

2. Requests must be submitted at least 10 days in advance of the proposed activity. In some situations, the permit requires coordination with outside utility providers, which requires at least a 48-hour notice.

3. Units must obtain a utility dig permit prior to conducting any digging activities or installation (e.g., insertion or pounding in) of stakes or grounding rods in the cantonment area. Units are required to provide a detailed map or drawing of the location where their activities will occur.

4-13. Facility Modifications and Mounting of Antennas

a. Building or facility modifications require advance coordination and written approval by the DPW. Any modifications or changes made to buildings or facilities without obtaining advanced approval will result in the unit paying for all repair costs to restore the facility to its original condition. NOTE: No staples or nails shall be driven into roofs or building walls.

b. Mounting of antennas and flags in the cantonment area requires DPW approval and is limited to ground mounted sites only. Antennas will not be attached to buildings or placed on roofs. Contact JBLM-YTC Facility Inspector at (509) 577-3671 for locations. Ground mounted antennas may be attached to concrete tie-down blocks, some of which are already dispersed throughout the cantonment area.

4-14. River Crossing and Amphibious Training Activities

Units planning to conduct river crossing or amphibious training activities must begin coordination with Range Operations and DPW at least six months in advance. River crossing or amphibious training activities will be limited to July through November.

4-15. Solid Waste Management

a. Dumpsters for refuse and recycling in the cantonment area are associated with dining facilities and are under the control of the unit which has checked out the dining facility. The dumpsters are normally emptied once a week during winter months and twice a week in the summer. If more frequent service is needed, contact the DPW Work Order Desk at (509) 577-3400.

b. Tan colored roll-off boxes in the cantonment area for use by units are located at three locations on C Street. Under no circumstances may units use roll-off boxes assigned to contractors.

c. In the event a unit produces more refuse than can be contained in the assigned dumpsters or available roll-off boxes, the unit must transport the waste to the RCP. Disposal of ammunition residue, milk crates, non-bagged food waste, tactical wire, POL products, hazardous waste, and accountable items in dumpsters or roll-off boxes is prohibited.

d. Return all preservative-treated wood products associated with ammunition products to the ASP. All other wood products shall be disposed of at the RCP.

e. For disposal of other treated wood products (e.g.: rail road ties or other pressure-treated preserved wood materials, etc.), contact the DPW at (509) 577-3830/3545.

f. Refuse generated in the range area must be disposed of at the RCP.

g. Refuse must be bagged before disposal and placed inside the waste container. Do not overfill waste containers or place trash on the ground outside of the waste container. Take excess trash to another waste container or the RCP.

h. At the RCP, ensure trash goes in the roll-off boxes and does not fall between the retaining walls and the roll-off boxes. Ensure the RCP is policed of all trash and the lids are closed before departing the site.

i. Upon completion of training, the unit will conduct a thorough inspection of their areas to ensure all trash and refuse has been policed.

j. Burning or burying refuse on JBLM-YTC is prohibited.

k. Disposal of concertina wire on JBLM-YTC is prohibited.

l. Tires must be turned in to the One Stop Yard or returned to the home station.

4-16. Recycling

a. Service Members are expected to recycle cardboard. Dedicated containers for recycling cardboard are found within the barracks area of the cantonment area.

b. Additional (optional) recycling dumpsters (butterscotch-colored) are located at JBLM-YTC business locations. They are intended for paper, plastic, metal (aluminum and tin), and cardboard materials. No glass or garbage is allowed. Also, materials may not be contaminated with food, oil or chemicals.

c. Wooden pallet recycling and a metal recycling trailer are located at the One Stop Yard. Contact the One Stop Yard at (509) 577-3830 for use.

4-17. Protection of Vegetation and Soil Resources

a. Cutting vegetation for camouflage or any other purpose is prohibited. This includes both living and dead grass, shrubs, weeds, and trees.

b. Off road maneuver will be temporarily suspended or redirected during periods of soil saturation. Soil saturation condition updates are announced during the 1400 daily Range Operations meeting. Periods of saturation are most likely to occur during periods of snowmelt or sustained rain events.

c. Vehicle travel or digging in Seibert stake areas is prohibited but foot traffic is allowed in most of these areas. Seibert stakes are used to mark and protect environmentally and culturally sensitive areas and warn of hazards. Seibert stakes are mounted on fence posts and are identified by alternating red and yellow bands with a single white band at the top. The protection side of Seibert stakes are identified by a narrow vertical black band extending the full length of each stake (see Figure 4-2). All vehicles are to remain on the opposite side of the black band.

d. In areas without Seibert stakes, vehicle movement parallel to drainages should remain 60 meters from the riparian area.

e. Bivouacking and POL vehicle parking must remain 100 meters from drainages.

f. Vehicle operators should avoid sharp and neutral steer turns.

g. Use hardened areas to administratively assemble or bivouac when possible. A number of Brigade Support Areas (BSAs) and Command Posts (CPs) have been hardened with rock for this purpose. See table 4-2.

h. Use existing roads to the greatest extent possible to avoid creating new roads. Closed roads are marked with “Road Closed” signs, barriers, berms, or Seibert stakes. Avoid firebreak roads on steep slopes with water bars.

Name	Grid		Name	Grid
Engineer Circle BSA	10T FS 9660 7230		Boylston BSA	10T GS 0740 0070
TAA 3	10T GS 0150 7210		Range 4 CP	10T GS 0320 7240
Range 15 BSA	10T GS 0300 7500		Range 5 CP	10T GS 0350 7095
Exit 11 BSA	10T GS 0250 9050		Range 15 CP	10T GS 0470 7470
Doris BSA	10T GS 2830 9530		Range 55 CP	10T GS 1660 6860
Badger Pocket BSA	10T GS 0870 9250		Range 10 CP	10T GS 1130 6980
DMPRC BSA	10T GS 1750 8550		Range 10Z CP	10T GS 1350 6850

Table 4-2. Hardened BSA and CP locations

4-18. Protection of Wildlife

Commanders will ensure wildlife and their habitat are not unnecessarily disturbed. Wildlife shall not be harassed, touched, captured, or killed under any circumstances.

4-19. Sage-Grouse Protection Measures

a. The Sage-grouse is a federal species of concern; Army Species at Risk, and Washington State threatened species. In accordance with federal law and Army Regulations, JBLM-YTC protects this species and its habitat. Training activities in Sage-grouse protection areas are closely managed and must be coordinated in advance with Range Operations and the DPW Environmental Division. Sage-grouse protection measures are broken into three components; Lekking (Breeding), Nesting and Brood Rearing, and Year-Round Habitat Protection. See figure 4-3 for Sage-grouse protection areas and a map of designated roads.

b. Breeding. Sage-grouse use their breeding grounds (leks) between 1 February and 15 May. During this period, the following protection measures are in place.

1. Units may use Ranges 4, 5, 10, 10Z, 11, 12, 14, 16, 26, and 55 between the hours of 0900 and 2400. Units may not occupy or use these ranges between the hours of 2400 and 0900. Stationing of ammunition guards between 2400 and 0900 is permitted on established ranges when the range will be operational for more than 24 hours. Travel through these areas is not authorized between 2400 and 0900 except on authorized main supply routes or other designated roads to these ranges.

2. Aircraft are not permitted to fly below 300 feet above ground level (AGL) on the flight routes over the designated Protected Areas between 2400 and 0900. Refer to JBLM Regulation 95-1 for Flight Route Information.

c. Nesting and Brood Rearing. To protect nesting and brood rearing Sage-grouse between 1 February and 15 June, Sage-grouse protection areas are off-limits to all military training activities except for gunnery training on existing ranges, to include Ranges 4, 5, 10, 10Z, 11, 12, 14, 16, 26, and 55. Travel through Sage-grouse protection areas is limited to authorized MSRs or designated roads to these ranges.

d. Year-Round Habitat Protection. Sage-grouse rely on habitat to provide food, cover, and protection from predators and the elements. The following measures are in place to protect Sage-grouse habitat.

1. Digging in Sage-grouse protection areas is not permitted.

2. Bivouacking is not permitted within Sage-grouse protection areas at any time. Bivouac is defined as any overnight gathering of personnel or vehicles for administrative

purposes, or for any gathering of personnel or vehicles engaged in tactical training for more than 24 hours.

3. Military training in the Sage-grouse protection areas are restricted to those training exercises approved by the I Corps G3. Units approved to train in these areas are typically battalion TF size or greater. Training will not be scheduled during the Sage-grouse protection period.

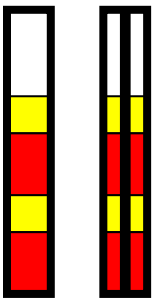

Figure 4-2. Seibert Stakes

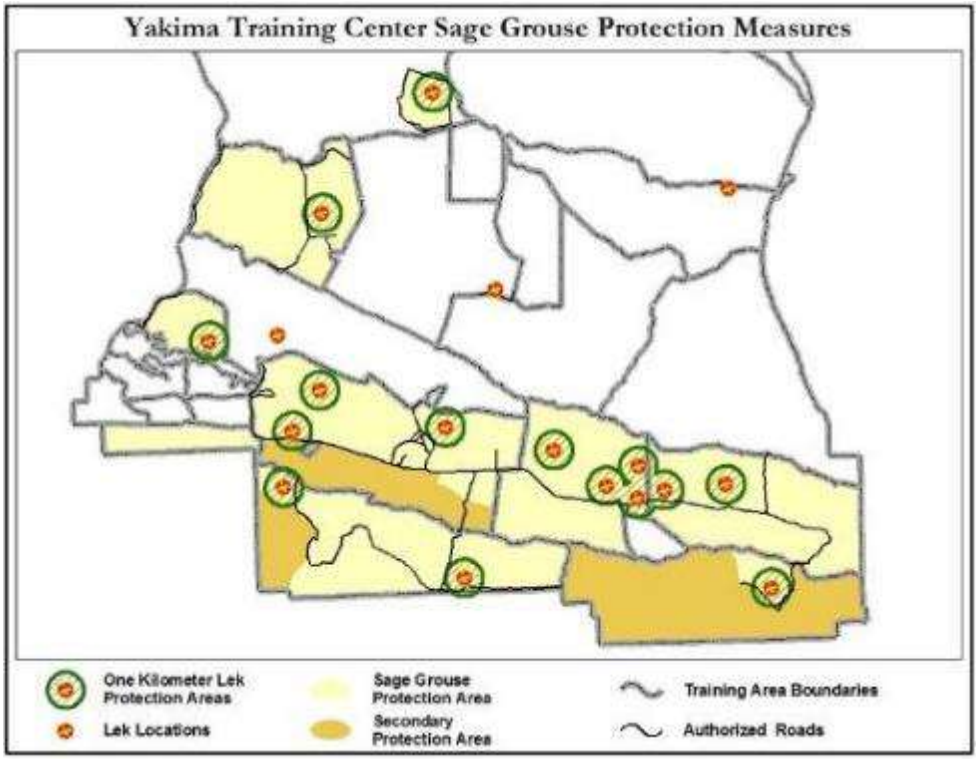

Figure 4-3. Map of Sage-Grouse Protection Areas

4-20. Cultural Resources

Cultural resources are found across the installation and must be protected from land disturbing impacts. Periodically, new sites are discovered during training events. Units that inadvertently encounter a cultural resource site must use the following procedures:

1. Stop all training and digging activities at the site immediately and report the discovery to Range Operations.
2. Protect the site from further disturbance and ensure no artifacts are removed until a representative from JBLM-YTC assumes responsibility of the site.

4-21. Native American Use of JBLM-YTC

Native Americans use many areas on JBLM-YTC for traditional cultural practices such as hunting, gathering, and religious activities. While these activities may occur throughout the year, their activity level in Training Areas 6 and 7 peaks in March and April. During this period, training units should schedule their activities in other locations to reduce land use conflicts. For additional information contact Range Operations.

4-22. Bald Eagle Protection Measures.

a. The following Bald Eagle Protection Measures are in place annually from 8 December to 24 March.

1. Vehicle traffic on Hanson Creek road is prohibited between 1500 and 0900 from grid 10T GS 1800 8750 to grid 10T GS 2800 8420. Coordination and prior approval by DPTMS and the DPW ED is required for use during this period.

2. Aircraft are not permitted to fly below 300 feet AGL on the flight routes over the designated Protected Areas between 2400 and 0900 (Figure 4-4). Refer to JBLM Regulation 95-1 for Flight Route Information.

3. Report down range injured wildlife to Range Operations or cantonment area injured wildlife to the JBLM-YTC Police.

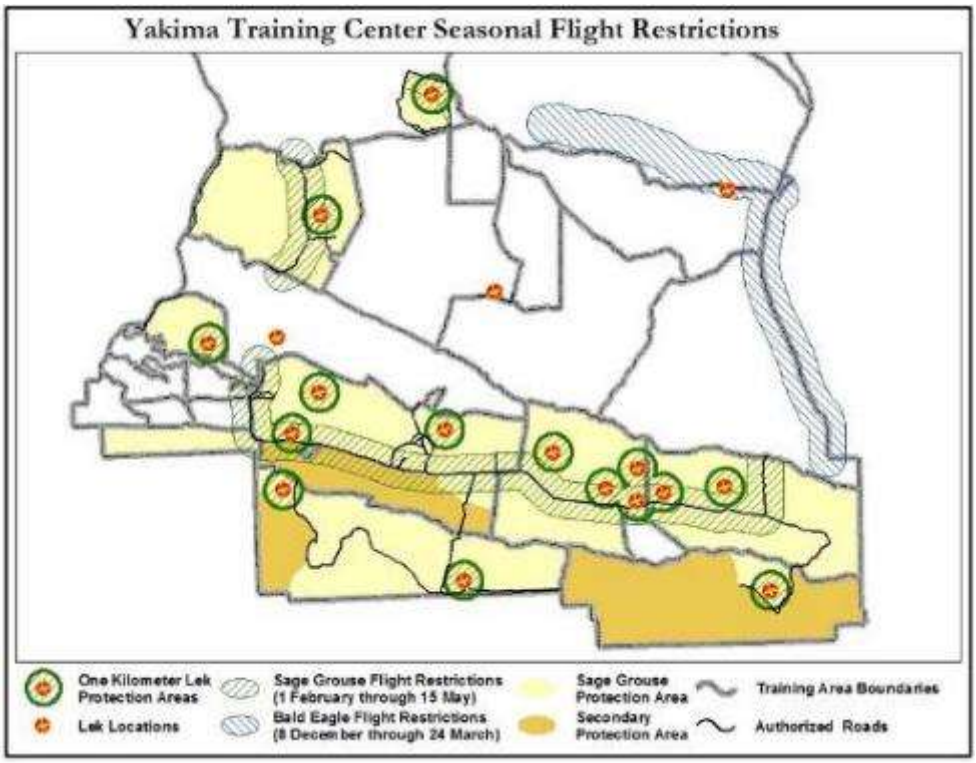

Figure 4-4. Bald Eagle Protected Flight Areas (Seasonal Flight Restrictions)

4-23. Livestock

Report any livestock found on a range or in a training area that conflicts with training to Range Operations. Personnel shall not harass, chase, or harm livestock.

4-24. Air Quality Management

a. Excessive idling of vehicles is prohibited at JBLM-YTC. This includes:

1. Idling the vehicle during loading, except to operate loading equipment.
2. Idling while talking to another person outside the vehicle.
3. Idling while waiting for another person.
4. Idling the engine for the purpose of warming the vehicle, except during winter conditions, which is defined as temperatures below 32 degrees Fahrenheit.

b. Burn barrels and warming fires are illegal and prohibited on JBLM-YTC.

c. To comply with local air quality standards, application of dust palliative may be required prior to, and during training events. Units may be required to provide funds to apply the necessary dust palliative on access point roads other than the Main Gate, Exit 11, and East Pomona Road. Units entering JBLM-YTC at other locations must contact the JBLM-YTC DPW Engineer Tech at (509) 225-8091 at least 3 months prior to start of training to determine if dust palliative is required.

4-25. Regulated Waste and Hazardous Material Management

a. The One Stop Yard is located at building 450 and can be reached at (509) 577-3830. Hours of operation are 0730 – 1430, Monday – Friday, except 1000 – 1100 on Wednesdays. No turn-in of waste or equipment will be accepted from 1130 – 1200 and all turn-ins must be complete NLT 1500.

b. Units should schedule their check-in and turn-in of waste, equipment, and supplies in advance. Scheduled appointments are given priority over walk-ins.

c. Prior to conducting Motor Pool, POL, refueling, or any activities that may generate hazardous waste at JBLM-YTC units are required to:

1. Appoint in writing an Environmental Compliance Officer (ECO) and one or more Hazardous Waste Technicians (HWTs) IAW FL Regulation 200-1.

2. The ECO or HWT shall in-process at the One Stop Yard within 24 hours of arriving at JBLM-YTC. One Stop Yard personnel will assist the unit in determining likely waste streams and will issue appropriate containers, equipment, and supplies.

3. The ECO and HWTs must remain with the unit at JBLM-YTC and have overall responsibility for the management of the unit's hazardous waste. The ECO and HWTs must be trained in hazardous waste management as outlined in FL Regulation 200-1. Contact the JBLM Environmental Office, building 1210, at (253) 967-4786 or the JBLM-YTC One Stop Yard for further information. Units arriving at JBLM-YTC without proper training, certifications, and a Customer Service Agreement in place will experience delays receiving hazardous waste containers and supplies.

d. Hazardous and other regulated wastes may only be collected in containers issued by the One Stop Yard. To check out containers and supplies from the One Stop Yard, the ECO or HWT must provide the following:

1. Customer Service Agreement (CSA) signed by the unit commander requesting the supplies or containers. Only JBLM trained personnel appointed as the ECO or HWT on the CSA are authorized to request supplies and containers.

2. Individuals listed on the CSA must provide training certificates as proof of appropriate training. Training certificates are only valid for one year.

e. Units are required to collect and properly containerize all regulated waste generated during training at JBLM-YTC. Only the waste specified on the container label shall be placed in the container.

f. Units shall turn in all waste containers and spill debris to the One Stop Yard prior to clearing JBLM-YTC. Unit personnel must take immediate corrective action, as directed by the One Stop Yard, to remedy any errors in the containerization of waste.

g. Units are required to provide adequate personnel and vehicles to pick-up containers, equipment, supplies, to drop-off waste, equipment, and unused supplies. Units will not be signed-out until all waste, equipment, and supplies have been turned-in. Unit personnel must remain at the One Stop Yard until all aspects of waste check-in, including verification, are complete.

h. Unit personnel are expected to assist and provide support, as directed by One Stop Yard personnel, for all activities at the One Stop Yard (e.g.: loading and unloading of containers, waste, equipment, and supplies; unloading petroleum contaminated soil from spill clean-up and, after inspection by One Stop Yard personnel, placing it in the designated roll-off box).

i. Transportation of hazardous waste off JBLM-YTC by any training unit is a violation of Army, State and Federal Regulations. This includes the use of I-82, I-90 and other public streets and roads. Units must use JBLM-YTC roads to transport hazardous waste and the driver is personally liable for illegal transport off the installation.

j. Abandonment or disposal of hazardous waste into the sanitary sewer, dumpsters, roll-off boxes, One Stop Yard, or other locations is a violation of AR 200-1, state, and federal law. Individuals conducting illegal disposal activities are personally liable for their actions. Contact the One Stop Yard or Environmental Compliance regarding questions about proper disposal of hazardous wastes.

k. All expended batteries are considered hazardous waste and must be turned in separately to the One Stop Yard. Due to the fact that the residual electrical potential can cause fire, each battery must be placed in a separate plastic baggie or the battery terminals must be taped; preferably with duct tape. Do not tape over the battery type labeling. DO NOT activate lithium sulfide batteries prior to turn-in as this will begin the venting process and NEVER handle lithium sulfide batteries during the venting process.

l. Units must procure all hazardous materials from JBLM HMMC as these services are not available at JBLM-YTC.

m. The One Stop Yard will NOT accept hazardous materials or product turn-in by units. Units are required to transport them back to their home station.

4-26. Spill Responses

a. Prior to conducting Motor Pool, Bulk POL or FARP operations, units are required to have a unit spill contingency plan. An example is available at building 450 or on the DPW website at https://army.deps.mil/army/cmds/imcom_usag6/JBLM-w/YTC/DPW/SitePages/Home.aspx.

b. Units must take the following steps for spills on or near JBLM-YTC:

1. Activate the unit spill contingency plan.
2. When safe, take immediate action to stop, reduce, or capture the flow of leaking or spilled material.
3. Divert all available assets to the spill site if contamination of waterways is imminent.
4. For spills down range, notify Range Operations. Keep Range Operations advised of the spill's status until it is fully contained and the site is cleaned up.
5. For spills in the cantonment area, notify the Police or Fire Department.
6. Within 24 hours, submit a completed spill report and bring the contaminated soil or debris to the One Stop Yard. Spill report forms are available at building 450 or on the DPW website at https://army.deps.mil/army/cmds/imcom_usag6/JBLM-w/YTC /DPW/SitePages/Home.aspx.

c. For spills that occur off-post, contact the local state authorities.

1. Washington: Washington State Department of Ecology – 1-800-645-7911.
2. Oregon: Department of Environmental Quality – 1-800-452-0311.
3. Idaho: Idaho Department of Environmental Quality – 911.

SECTION 5 – Directorate of Emergency Services (DES)

5-1. Range Area Fire Management Policies and Procedures

a. Wildland fires are a major concern at JBLM-YTC. Dry conditions, low humidity, and strong winds combine to create conditions favorable for large uncontrolled fires. Wildland fires can burn across extensive portions of the installation very rapidly and burn off the installation damaging private property. Refer to JBLM Regulation 220-2 for specific training unit requirements and fire weather information.

b. Fire prevention, protection, and suppression procedures in the range areas must comply with JBLM Regulation 220-2, NFPA codes, OSHA, the JBLM-YTC Wildland Fire Management Plan, state codes, and federal codes.

c. Smoking is only permitted in areas where fires are not likely to be started as a result of smoking (e.g.: roads and areas away from flammable or combustible materials) and residue (e.g.: butts and wrappers) shall be disposed of properly.

d. Wildland Fire Matrix. During the wildland fire season, 1 April through 31 October, Range Operations completes a YTC Fire Matrix (Figure 5-2) prior to allowing any range or training area to go "hot," or any maneuver element to use pyrotechnic devices. Figure 5-1 provides an overview of the fire danger season and munitions restrictions in place during these times. When the YTC Fire Matrix rating becomes too high, some high-risk activities may be restricted or prohibited; including tracer ammunition and smoke generating devices. Range Operations evaluates fire danger conditions throughout the day; consequently live fire and pyrotechnic use may be suspended if conditions change. Additional information describing use of the YTC Fire Matrix is available by contacting Range Operations or the YTC Wildland Fire Management Division.

e. Units training during the wildland fire season are encouraged to schedule live fire activities outside of peak fire conditions which are typically from 1100 to 1800.

f. The ASP will not issue prohibited ammunition for training between 15 May and 30 September. For more information, contact the ASP Stock Control at 509-577-3227.

YTC Fire Danger Season and Limitations/Restrictions 1 April-31 October		
Elevated Fire Danger *1 April-14 May* *No Restrictions*[1, 4]	*High Fire Danger* *15 May-30 September* *Pyro and Location Restrictions*[1, 2, 4] *Extreme Fire Danger* *1 July-31 August* *Pyro, Tracer and Location Restrictions*[1, 2, 3, 4]	*Elevated Fire Danger* *1-31 October* *No Restrictions*[1, 4]

1. May require fire suppression equipment. Wind speeds greater than 15 mph (sustained), will result in check fires. Red Flag Warnings will result in suspension of Live Fires, Ammunition use and Off-Road maneuver starting from the two hour onset window through the Red Flag Warning duration.
2. Fire suppression required. Flares, star clusters, signal illumination are prohibited. Smoke grenades will be deploy in metal containers only. No direct fire outside designated range footprints. No tracer and No pyro will be authorized on ranges South of Cold Creek Rd. (RGs 11, 12, 14, 25). Use of tracer and pyro on ranges 10 and 55 is by exemption only and must be approved by the YTC Commander.
3. Tracers, White Phosphorous, Smoke (indirect), Illumination will not be authorized during Extreme Fire Danger periods between the hours of 1100-1800.
4. It is understood that if/when weather conditions change additional limitations/restrictions may apply.

Figure 5-1. YTC Fire Danger Season

YTC Wildland Fire Risk Matrix												
Training Activity							Go/No Go	Requirements JBLM Reg 220-2				
Unit firing tracer, pyro, .50 CAL ball, HMMWS, mounted cross country maneuver w/Abrams (1 April - 31 October)						2 Slip on units for fire suppression	Go/No Go	* Unit must receive a GO before continuing.				
Unit firing non-tracer ammunition/no pyro, or Mounted Cross Country Maneuver (1 April - 31 October)						4 Bladder Bags for fire suppression	Go/No Go					
Adjective Rating (A.R.) [*NWS and YTC FD]						Approval Authority						
						W/O Pyro or Tracer	W Pyro &/or Tracer					
						W/S: < 15 MPH	W/S: < 15 MPH	W/S: > 15 MPH			RED FLAG	
EXTREME						YTC CDR	YTC CDR	CHECK FIRE!			NO LIVE FIRE / OFF-ROAD MANEUVER	
VERY HIGH						YTC CDR	YTC CDR					
HIGH						DPTMS	YTC CDR					
MODERATE						RO	DPTMS					
LOW						RO	RO					
Assessment & Updates						Initial Assessment			FD A.R. Update			
						-			-			
HR W/S UPDATE	HR W/S UPDATE	HR W/S UPDATE	HR W/S UPDATE	HR W/S UPDATE	HR W/S UPDATE	HR W/S UPDATE	HR W/S UPDATE	HR W/S UPDATE	HR W/S UPDATE	HR W/S UPDATE	HR W/S UPDATE	HR W/S UPDATE
HR W/S UPDATE	HR W/S UPDATE	HR W/S UPDATE	HR W/S UPDATE	HR W/S UPDATE	HR W/S UPDATE	HR W/S UPDATE	HR W/S UPDATE	HR W/S UPDATE	HR W/S UPDATE	HR W/S UPDATE	HR W/S UPDATE	HR W/S UPDATE
YTC COMMANDER CDR: Hre Bucket out of service (15 May-30 Sep) No Aerial Firefighting assets available.												As of: 13 Jun 18.

Figure 5-2. YTC Fire Matrix

5-2. Wildland Fire Season, Policies, and Procedures

a. All wildland fires shall be reported immediately to Range Operations when they start, regardless of their size or location.

b. Units shall immediately cease training when their actions start a fire and act to bring the fire under control. Under no circumstances will a fire be allowed to burn uncontrolled while the unit continues training.

c. The senior fire department representative at the scene of a fire is in command of all firefighting and rescue operations. During these operations, no one outside the fire department will interfere with or delay fire-fighting operations. Units will check out HMMWV slip-on units, backpack water pumps, and shovels (IAW JBLM Regulation 220-2) from the JBLM-YTC Fire Department, building 321, or by calling (509) 577-3332.

d. All military units will provide organic personnel and equipment, IAW JBLM Regulation 220-2, to support JBLM-YTC range fire suppression efforts and must have their personnel trained by the JBLM-YTC Fire Department. Military personnel from the unit that started the fire will take immediate action to suppress the initial fire and remain on site until released by the Fire Department.

5-3. Cantonment Area Fire Prevention

a. Fire prevention, protection, and suppression within the cantonment area must comply with AR 420-1, Chapter 25; DoD Instruction 6055.06; National Fire Protection Association (NFPA) codes; Occupational Safety and Health Administration (OSHA) codes; state codes; and federal codes.

b. Smoking. In accordance with JBLM Regulation 1-4, smoking is prohibited in all

government buildings and vehicles. Smoking areas must be at least 50 feet away from any common building entrance and must not be in an area where the tobacco smoke will enter nearby doors or windows.

c. Hazardous Materials and Cargo. Personnel who handle or transport hazardous materials shall be properly instructed in the potential hazards of the specific materials. Training units are required to maintain appropriate Material Safety Data Sheets (MSDS) for all hazardous materials. Ammunition trucks are not permitted within the cantonment area or west of ASP Road. Vehicles entering or exiting JBLM-YTC carrying ammunition or explosives are required to check in with the QASAS at the ASP.

d. Flammable and Combustible Liquids. All flammable liquids must be handled IAW ATP 4-43. Canvas cargo covers must be removed from trucks or trailers when transporting POL products.

e. Welding/Cutting Permits. Units planning to conduct hot work, such as welding or cutting of metal outside of an established maintenance shop, must first secure a hot work permit from the Fire Inspector in building 251 at (509) 577-3700 or the Fire Department after normal business hours.

f. Housekeeping, Cooking and Extension Cords. Training units are required to keep their buildings and areas policed up; to include regularly emptying wastebaskets, to prevent hazardous conditions from arising. Cooking is only permitted in properly equipped locations. Charcoal grills will not be used indoors, on porches, or on loading docks of building. They will be located at least 10 feet away from buildings or other combustible materials. **Disposal of charcoal briquettes in trash containers is prohibited.** Instead, dispose of them in designated containers after they have cooled down or been wet down. Extension cords shall not be used as a substitute for permanent wiring from buildings to tents, trailers, or vehicles. Only "UL" or "FM" approved electrical appliances are authorized and they must be disconnected after hours if not essential to the operation.

g. Fire Hydrants. Parking of vehicles or equipment within 15 feet of any fire hydrant is unauthorized. Report any leaking, damaged, or defective fire hydrants to the DPW Work Order Desk during normal duty hours and to the Police after normal duty hours.

h. Fire Extinguishers. Any time a fire extinguisher is discharged, even partially, for any reason, contact the Fire Department. Fire extinguishers will not be relocated or removed from their assigned locations. Units are responsible for the cost of fire extinguisher replacement or refill if the fire extinguisher use was due to accidental discharge or fires caused by the unit.

5-4. Cantonment Area Fire Reporting

a. All fires, regardless of size or damage incurred, must be immediately reported to the JBLM-YTC Police by dialing 911, (509) 577-3911 or (509) 577-3236. Provide the building number, nearest street intersection and your telephone number. If possible, do not hang up until the Fire Department or Police have arrived on scene.

b. In the event of a fire, alert all occupants in the immediate area by voice or by sounding the interior alarm. ALL occupants MUST evacuate according to the fire plan posted within the building.

5-5. Police Department

a. The JBLM-YTC Police Department is located in building 159 and can be

contacted at (509) 577-3236.

b. The following policies govern access to JBLM-YTC:

1. Changing Force Protection Conditions may impact access.
2. All vehicles entering the installation are subject to search.
3. All personnel wishing to gain access to JBLM-YTC will adhere to JBLM-YTC Policy Letter 11 (Access Control Procedures).
4. Off limits areas as determined by commanders will be observed.

c. The speed limit on all JBLM-YTC roads is 25 M.P.H., unless otherwise posted.

d. The speed limit on JBLM-YTC when passing troops is 10 M.P.H.

e. There is no overnight parking allowed along the roads of JBLM-YTC and all tactical vehicles should be parked in designated areas only.

f. Military vehicles will tie down their antennas and dismount their weapons prior to entering the cantonment area.

5-6. Crimes, Accidents and Serious Incidents

a. Personnel will IMMEDIATELY report all crimes, accidents, and serious incidents arising on JBLM-YTC or involving military personnel to the Police at (509) 577-3236/3911. If the incident occurs down range, report the incident to Range Operations at (509) 225-8100.

b. When a vehicle accident occurs on the installation DO NOT attempt to recover the vehicle until the JBLM-YTC Police have completed their investigation. Personnel may move the vehicle out of the road so it does not impede the normal flow of traffic.

c. When damage to government property or training injuries occur, units will immediately notify the JBLM-YTC Police and Safety Office. If the incident occurs down range, also notify Range Operations.

d. Units will immediately report all aviation accidents to the JBLM-YTC Aviation Safety Program Manager, at (509) 577-3517.

5-7. Firearms Registration

a. Possession of a privately-owned firearm on JBLM-YTC is ONLY permitted for recreational purposes (e.g.: hunting or recreational shooting at a recreational range).

b. Storage of privately owned firearms in a unit arms room requires written approval from the unit commander and firearms registration with the JBLM-YTC Police.

5-8. Lost/Stolen Weapon/Ammo/Explosives

In the event a weapon or ammunition is lost or stolen, units will:

1. Notify the JBLM-YTC HQ, JBLM-YTC Police, and Range Operations.
2. Notify the chain of command up to the Senior Commander on the ground.
3. Thoroughly search the area and request assistance from the JBLM-YTC Police. They may be available to assist in securing the suspected site where the weapon or ammunition was lost or stolen.
4. If needed, request additional service members through the unit chain of command to aid in search efforts.
5. The Senior Commander on the ground, in coordination with the JBLM-YTC Commander, will determine if all courses of action have been taken or exhausted prior to discontinuing the search.
6. Submit an SIR to the JBLM-YTC Police and unit chain of command.

SECTION 6 – Tenant Support Organizations

6-1. 53RD Ordnance Company (EOD)

a. If an explosive ordnance is found outside an impact or dud area, units will:

1. NOT touch, move, or handle the item.
2. Notify the JBLM-YTC Police and Range Operations.
3. Mark and secure the area containing the unexploded ordnance until the arrival of the JBLM-YTC QASAS, Police or EOD.

b. Units will submit written requests for EOD training support to the Commander, 53rd EOD, 45 days in advance. Units should coordinate with the EOD operations section by telephone at (509) 577-3375/3374 prior to submitting their request.

c. When there is doubt as to the proper identification of any ammunition item, contact Range Operations.

6-2. U.S. Army Health Clinic (USAHC)

JBLM-YTC does not have a staffed health clinic. Building 246 (TMC) is available for training units for sign out and is set up for unit medical operations. Units must staff the clinic with their own medical personnel and CL VIII.

6-3. Army Materiel Command (AMC) Logistics Assistance Office (LAO)

a. The AMC LAO office consists of Armament, Chemical, Acquisition Logistics Activity (ACALA), Missile Command (MICOM) and Tank and Automotive Command (TACOM). The AMC LAO office is available to assist with unit maintenance and supply matters. Office hours are Monday – Friday, 0700 – 1530, and on weekends by request.

b. ACALA handles all weapons, chemical, and radioactive fire control devices. For malfunctions or accidents involving these commodities, contact ACALA at (509) 577-3478.

c. MICOM handles all missiles and associated equipment and must be present at all missile firings (e.g.: TOW, dragons). Units can reach MICOM at (509) 577-3272.

d. TACOM handles tracked vehicles, wheeled vehicles, and associated equipment. For malfunctions or accidents involving these commodities, contact TACOM at (509) 577-3428.

6-4. United States Army Air Ambulance Detachment (USAAAD)

a. The primary mission for USAAAD is to provide real-world MEDEVAC for units training on JBLM-YTC. USAAAD will launch MEDEVAC assets upon receipt of a real-world accident report by Range Operations. Unit Commanders are encouraged to use USAAADs MEDEVAC services due to the terrain and remoteness of JBLM-YTC.

b. USAAAD operates year-round and is limited only by aircraft maintenance issues and weather conditions.

c. USAAAD is equipped with 4 UH-60L aircraft with the following capabilities:

1. Maximum capacity of 4 litter or 4 ambulatory patients.
2. Crew of 4; includes 1 Flight Medic with a complete air ambulance medical equipment set.
3. External hoist system with rescue seat and SKEDCO litter.

d. All requests for MEDEVAC support are coordinated through Range Operations. The Primary, Alternate, Contingency & Emergency (PACE) communications plan for all

MEDEVAC requests is as follows:

	Organization	Contact information
Primary	Range Operations	Motorola Radio
Alternate	Range Operations	40.200 FM
Contingency	Range Operations	Landline (509) 225-8100
Emergency	Range Operations	Cellular (509) 225-8100

*****DO NOT dial 911 unless the above PACE plan does not work*****

e. Should there be a time when MEDEVAC is unavailable, Range Operations will inform all affected units.

f. While the primary mission of USAAAD is real-world MEDEVAC operations, the detachment is capable of providing limited support for hot/cold load training and simulated 9-line MEDEVAC training. Air Mission Requests (AMR) for training must be submitted and approved through 7ID G3 Air. Guidance for AMR submissions can be found at the 7ID G3 Air webpage: https://7id.aep.army.mil/ or by calling (253) 477-5681.

APPENDICES

Appendix A – JBLM-YTC Cantonment Area Diagram

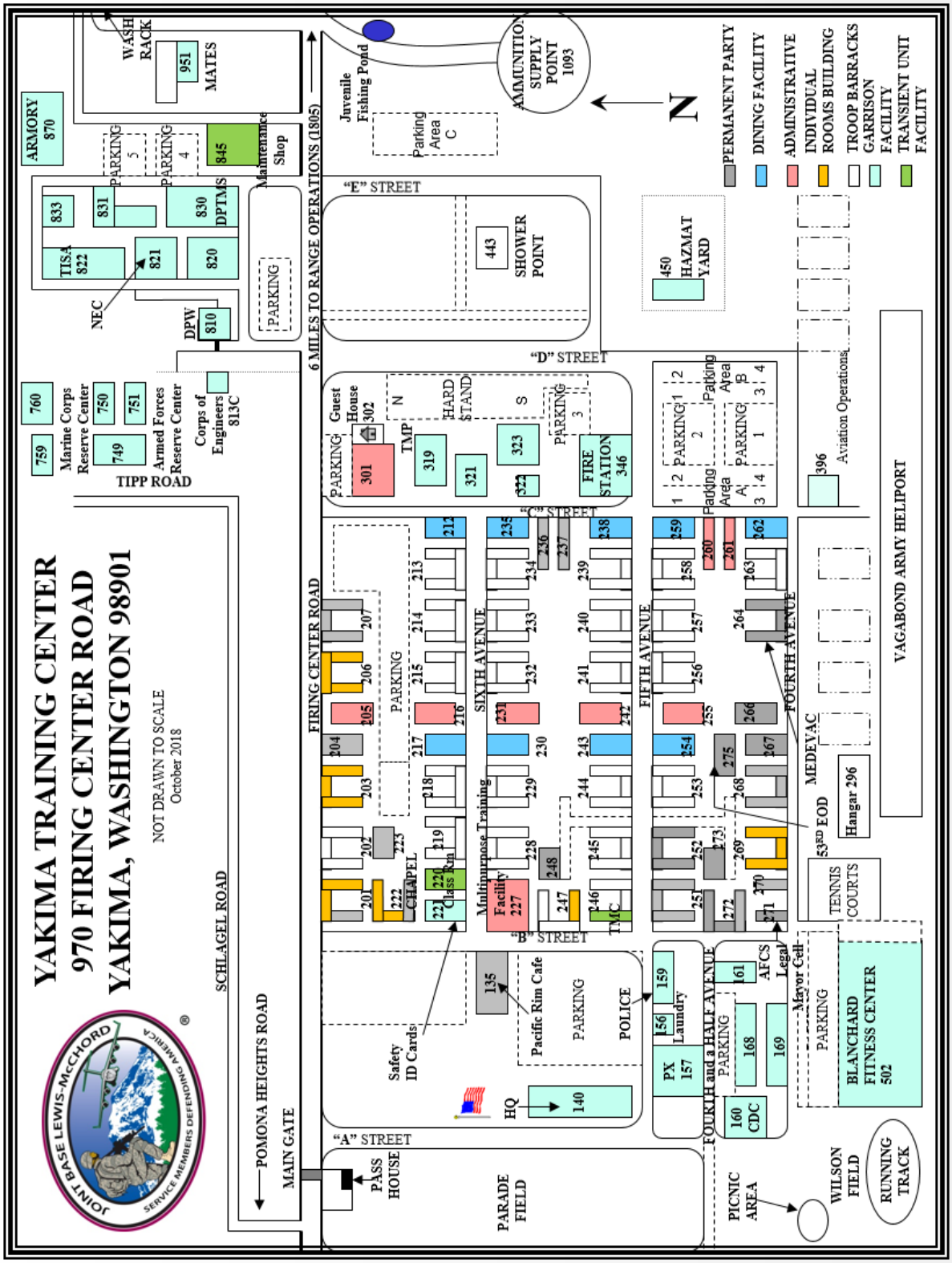

Appendix B – POL Standard Operating Procedures

1. PURPOSE: This SOP provides information and guidance for use and operation of the JBLM-YTC POL facilities used in planning and conducting fuel ops.

2. APPLICABILITY: This applies to all customers and operators, regardless of component.

3. GENERAL INFORMATION:

a. The POL point for retail and bulk fuel is located in building 1834, which is 5 miles east of the cantonment area on Firing Center Road. Normal hours of operation for the JBLM-YTC POL are Monday – Friday, 0730 – 1600. The retail support station is open 24 hours, 7 days a week and provides GUR (Unleaded), Diesel, and JP-8.

1) Fuel dispensing vehicles must carry sufficient spill equipment and supplies to avoid and clean up spills. Units can obtain additional supplies from the One Stop Yard, building 450, at (509) 577-3830.

2) The only approved refueling location for wheeled or tracked vehicles within the cantonment area is on the hardstand near the loading docks.

3) No refueling within 200 meters of any wet or dry drainage.

4) Use refuel/rearm on-the-move (ROM) type operations whenever possible. Contact Range Operations at (509) 225-8100, Trunked Radio, or FM 40.20 MHz to coordinate locations. Preapproved ROM sites are as follows:

Training Area	Grid		Training Area	Grid
12	10T GS 036 746		5	10T GS 283 826
15	10T GS 066 825		9	10T GS 236 664
16	10T GS 024 904		10	10T GS 057 625
16	10T GS 056 906			

b. Use of any ROM site not listed above for refueling operations must receive approval from JBLM-YTC Range Operations at least two hours prior to use. No locations within the cantonment area will receive approval.

c. Fuel keys are required at JBLM-YTC for retail fueling and fuel keys issued at JBLM will also work at JBLM-YTC. Units should make every effort to bring their fuel keys, however keys may be issued to any unit using the enclosed request form.

d. No credit cards are accepted for retail purchase. There is a Chevron Station 1/2 mile outside the front gate that accepts GSA cards.

e. All bulk fuel issues will be dispensed by JBLM-YTC POL staff. Bulk GUR is not available at JBLM-YTC.

f. Units training at JBLM-YTC desiring fuel support must make every effort to forecast quantities by type of fuel on the TFSR. Units requesting bulk fuel outside normal business hours must call (509) 728-4540.

g. For bulk quantities in excess of 20,000 gallons, units must provide a proposed bulk issue schedule of quantities required by date and time. This schedule must arrive at the JBLM-YTC POL office 10 working days prior to the first bulk issue. Failure to do so will not allow sufficient time for coordination with the supplier.

h. Convoys refueling at the POL station will use the designated convoy access route to enter the POL station. This route starts west of the POL point off Firing Center Road. At the turn-off, there is a small sign directing vehicles straight into the southern POL refueling points. If approaching the POL station from down range, remain on the tank trail and cross Firing Center road at the convoy entrance road.

i. Trucks storing ammunition will not be refueled in the cantonment area or at the JBLM-YTC POL point.

j. The only authorized cantonment area parking for bulk POL support vehicles loaded with fuel is the gravel yard East of E Street.

k. All bulk POL support vehicles loaded with fuel must be parked on unit owned secondary containment when not in active use.

l. Parked bulk POL support vehicles must be inspected daily and a record of each inspection maintained on the vehicle.

m. Fueling operations will take place only in approved areas IAW applicable safety regulations. Vehicles must be grounded and have a fire extinguisher available.

4. AIRFIELD/F-24 SUPPORT

a. Aircraft refueling is authorized on Vagabond AHP and is conducted by Vertex Aerospace at (509) 577-3367 or (509) 728-4540. Units wishing to perform their own aircraft refueling must make prior coordination with Vagabond Base Operations, provide a risk assessment, and provide a spill contingency plan.

b. F-24 support for aircraft using Vagabond AHP is prioritized as follows:

1) Emergency response aircraft (JBLM-YTC MEDEVAC, Firefighting aircraft)
2) Scheduled aircraft
3) All other aircraft

c. Vagabond AHP refueling operations normal hours of operation are 0800 – 2400, Monday – Friday. Emergency response aircraft requiring fuel after normal duty hours, and in the event fuel is not available or feasible at Yakima Air Terminal, should contact Vertex Aerospace.

d. Aircraft requiring refueling outside normal duty hours must coordinate their requirement with Vertex Aerospace at least 72 hours in advance. Failure to do so could adversely affect support response time.

e. Contract aviation fuel is authorized to fuel/defuel aircraft on the airfield.

f. POL accountability by JBLM-YTC Fuel Handlers for individual aircraft will be made on DD Form 1898-F (Commercial Fuel Customer Billing Information). The receiving unit's full mailing address, type of aircraft, tail number, quantity and responsible person's signature will be annotated on this form. The fifth copy is the receipt for the receiving aircraft.

g. For more information refer to JBLM Regulation 95-1.

5. SAFETY:

a. There is no smoking in any JBLM-YTC POL storage area or refueling area.

b. JBLM-YTC POL stations and storage areas will not be used for vehicle staging areas.

c. Eye wash stations are located throughout the POL facility for the purpose of flushing eyes and rinsing the body in the event of a fuel splash.

Appendix C – Maps to Local Hospitals

Virginia Mason Memorial Hospital

2811 Tieton Drive, Yakima, WA 98902

Directions:
- Proceed west on Firing Center Road off of YTC
- Turn left onto Eastbound I-82 towards Yakima
- Continue on I-82 for 4.3 miles
- Take Exit 31A towards N 1st Street/Naches onto US 12W
- Take the N 16th Avenue exit
- Continue on 16th Avenue for 2.2 miles
- Turn right on Tieton Drive
- The hospital is on the right, approximately ¾ miles ahead.

Astria Regional Medical Center

110 South 9th Avenue, Drive, Yakima, WA 98902

Directions:

- Proceed west on Firing Center Road off of YTC
- Turn left onto Eastbound I-82 towards Yakima
- Continue on I-82 for 4.3 miles
- Take Exit 31B towards N 1st Street/Naches onto N 1st Street
- Continue 1.6 miles on North 1st Street
- Turn right onto Yakima Avenue
- Continue ¾ miles on Yakima Avenue
- Turn left onto South 9th Avenue
- The hospital is straight ahead.

Kittitas Valley Healthcare

603 South Chestnut Street, Ellensburg, WA 98926

Directions:
- Proceed west on Firing Center Road off of YTC
- Turn right onto Westbound I-82 towards Ellensburg
- Continue on I-82 for 25 miles
- Merge onto I-90 West
- Take exit 109 for Canyon Road toward Ellensburg
- Continue 3/4 miles on Canyon Road
- Turn right onto West Mountain View Avenue
- Continue ½ miles on West Mountain View Avenue
- Turn left onto South Chestnut Street
- The hospital is on the left.

Appendix D – OPORD 641-13 (YTC Range Support)

UNCLASSIFIED // FOUO

Senior Army Commander
I CORPS, JBLM
BLDG 2025, Room 8
JBLM, WA 98433
09 MAR 16
641-13

FRAGORD 01 TO OPERATION ORDER 641-13 (Yakima Training Center (YTC) Training Support)

Proponent: COL Halverson, G3 TREX.

Reviewed: LTC Melendez, G3 DCHOPS.

Approved: LTC Melendez, G3 DCHOPS.

Purpose: Codify requirements for units conducting BN level collective training at YTC.

REFERENCES: CHANGE

a. NO CHANGE
b. **ADD** I Corps OPORD 641-13 (YTC Training Support), 18 SEP 13.

Time Zone Used Throughout the Order: Uniform (U)

1) SITUATION. ADD The Yakima Training Center (YTC) garrison command has undergone a reduction in manning. The resulting manning levels are below what is required to support battalion and above level training at YTC. To provide minimum range support capability, Ammunition Supply Point (ASP), and Directorate of Public Works (DPW) support to units training at YTC, the YTC garrison requires (non-profile) personnel augmentation to meet these personnel augmentation requirements. The I Corps Commander directs units under I Corps with Training and Readiness Authority (TRA) to augment YTC garrison staff when conducting training at YTC.

2) MISSION. CHANGE TO READ Beginning 01 OCT 14 and enduring, when conducting battalion-level and above collective training at YTC, I Corps and units assigned to I Corps for TRA will provide designated Soldiers OPCON to the YTC garrison command to allow YTC to provide the necessary range operations, ASP, and DPW support functions to units conducting training.

3) EXECUTION. CHANGE TO READ

a. Concept of Operations.

(1) NLT 30 days prior to a unit's training event at YTC, training units will conduct the following actions.

(a) Coordinate with the YTC Garrison CSM
(b) Identify support Soldiers
(c) Prepare TDY orders for support Soldiers (if necessary)
(d) Move the support Soldiers to YTC
(e) Coordinate reception/orientation/training of the support Soldiers by YTC garrison to execute designated functions to support the transient unit training.

UNCLASSIFIED // FOUO

(2) During training, YTC Garrison will maintain OPCON of tasked support Soldiers IOT support training units.

(3) Three (3) days after completion of battalion level training or seven (7) days after completion of brigade level collective training, the YTC CSM will release support Soldiers. The training unit completes the following actions.

(a) Move support Soldiers back to JBLM for parent units to reassume accountability.

(b) Close out DTS actions for each support Soldier as necessary.

(c) Conduct informal AAR with YTC garrison.

b. <u>Tasks to Units.</u>

(1) I Corps and all units assigned to I Corps for TRA conducting BN Level Collective Training at YTC.

(a) **REMOVE** ~~NLT three (3) days prior to the first training day at YTC, provide OPCON to YTC Garrison the following Soldiers IOT augment YTC range operations, ASP, and DPW:~~

~~**1)** One (1) E7 or above, MOS immaterial, to serve as NCOIC of the support team.~~

~~**2)** One (1) E5 or above and two (2) E1-E4, all MOS immaterial to support the YTC DPW.~~

~~**3)** One (1) E5 and three (3) E1-E4, all MOS immaterial, to support the YTC range operations.~~

~~**4)** One (1) E5 or above, (1) 89B and two (2) ammo handlers, to support ASP operations.~~

(2) I Corps and all units assigned to I Corps for TRA conducting BDE Level Collective Training at YTC.

(a) REMOVE ~~NLT five (5) days prior to the first training day at YTC, provide OPCON to YTC Garrison the following Soldiers IOT augment YTC range operations, ASP, and DPW:~~

~~**1)** One (1) E7 or above, MOS immaterial, to serve as NCOIC of the support team.~~

~~**2)** One (1) E5 or above and three (3) E1-E4, all MOS immaterial, to support the YTC DPW.~~

~~**3)** One (1) E5 or above and four (4) E1-E4, all MOS immaterial, to support the YTC range operations.~~

~~**4)** One (1) E5 or above, (1) 89B and two (2) ammo handlers, to support ASP operations~~

c. <u>Coordinating Instructions.</u>

(1) I Corps and all units assigned to I Corps for TRA conducting BATTALION Level Collective Training at YTC.

(a) ADD NLT three (3) days prior to the first training day at YTC, provide OPCON to YTC Garrison the following Soldiers IOT augment YTC range operations, ASP, and DPW:

1) One (1) E6 or above, MOS immaterial, to serve as NCOIC of the support team. NCOIC will need a computer that can access the internet.

2) One (1) E5 or above and two (2) E1-E4, all MOS immaterial to support the YTC DPW.

3) One (1) E5 and three (3) E1-E4, all MOS immaterial, to support the YTC range operations.

4) One (1) E5 or above and three (3) E1-E4 one (1) **must be an** 89B and two (2) ammo handlers, to support ASP operations.

5) Two (2) E4 or above 95B (MP) to support DES with down range operational support.

(2) I Corps and all units assigned to I Corps for TRA conducting BRIGADE Level Collective Training at YTC.

(a) ADD NLT five (5) days prior to the first training day at YTC, provide OPCON to YTC Garrison the following Soldiers IOT augment YTC range operations, ASP, and DPW:

1) One (1) E7 or above, MOS immaterial, to serve as NCOIC of the support team. NCOIC will need a computer that can access the internet.

2) One (1) E5 or above and three (3) E1-E4, all MOS immaterial to support the YTC DPW.

3) One (1) E5 and four (4) E1-E4, all MOS immaterial, to support the YTC range operations.

4) One (1) E5 or above and three (3) E1-E4 one (1) **must be an** 89B and two (2) ammo handlers, to support ASP operations.

5) Two (2) E4 or above 95B (MP) to support DES with down range operational support.

(3) Units providing support Soldiers to YTC Garrison will contact the YTC Garrison CSM listed in paragraph 5 of this OPORD NLT 30 days prior to the first day of training in order to coordinate all aspects of this OPORD.

(4) Units providing support Soldiers to YTC Garrison are responsible for funding TDY costs (if necessary).

(5) Soldiers must be properly licensed to drive government non-tactical vehicles (TMP vehicles)

(6) Units will not change out support Soldiers, except for emergency situations, during the support mission (must be approve by BDE/BN leadership).

(7) Uniform for support Soldiers is Army Combat Uniform (ACU), Multi Cam (OEF), or Operational Camouflage Pattern (OCP) with patrol caps and seasonal uniform components (cold and wet weather uniform components) as appropriate, eye protection (Army approve), camelbacks, and black gloves (approve wear).

(8) Upon request from the unit(s) providing support Soldiers, YTC staff briefs key battalion or brigade leaders on the details of the support Soldiers mission.

(9) Transportation - Unit will provide one (1) TMP (van 15 pax) to and from YTC. This TMP will be used to meet the transportation needs to and from YTC and to provide transportation to worksites and local off-post (e.g. for meals off post) transportation while at YTC. No personal vehicle (POV) is allowed will on support detail to the YTC Garrison.

(10) ~~Transportation to and from YTC. Units providing support Soldiers to the YTC garrison are responsible for transporting the support Soldiers to and from YTC.~~

(11) ~~Off-YTC Transportation. The unit providing support Soldiers is responsible for providing off-post transportation for support Soldiers (e.g. transportation for meals off post).~~

(12) Soldiers assigned to support YTC Garrison will conduct Physical Fitness Training (PT) every day after work scheduled. The complete Army PT uniform (season depended) is the uniform while conduction PT, to include PT Belt.

(13) Soldier must not have any profile since they are required to perform heavy lifting. Also no Soldiers that has pending action (UCMJ) or chapter.

4) SUSTAINMENT.

a. **Meals -** Government meals are not available at YTC. Support Soldiers are authorized the full per diem meal allowance for the YTC area. Numerous local restaurants are available off YTC in the local communities of Selah and Yakima. In addition a MWR contract facility (Pacific Rim Cafe) is available on post.

b. Lodging - Government lodging is directed, and is available by the YTC billeting office. This consists of either private rooms with gang latrines, or open-bay barracks building in the YTC cantonment area. Barracks include beds, storage drawers, refrigerator, washer and dryer**. Support Soldiers must provide their own linen, blankets, and pillow.**

c. TDY - There are no additional funds from IMCOM to support Soldiers TDY. The unit must coordinate for lodging and meals for the Soldiers if they arrive prior to the main unit arriving (i.e. the three (3) days for BN and five (5) days BDE training unit levels.)

5) COMMAND AND SIGNAL.

a. Expiration. Enduring.
b. Points of Contact.

1) POC: SGM Timothy A. Monson, I Corps G3 TREX at (253) 477-1340 or timothy.a.monson.mil@mail.mil.

2) POC: CSM Ramon M. Dang Sr., YTC CSM @ (509) 577-3559 or ramon.m.dang.mil@mail.mil.

ACKNOWLEDGE:

LANZA
LTG

OFFICIAL:

DAVIDSON
G3

Appendix E – YTC Support Requirement

DEPARTMENT OF THE ARMY
INSTALLATION MANAGEMENT COMMAND
JOINT BASE LEWIS-MCCHORD YAKIMA TRAINING CENTER
970 FIRING CENTER ROAD
YAKIMA, WA 98901-9399

IMLM-YTC-CSM 19 March 2018

MEMORANDUM FOR Training Units at Joint Base Lewis-McChord Yakima Training Center (JBLM YTC), Yakima, WA 98901

SUBJECT: JBLM YTC Training Support Requirements

1. Due to a manpower survey, Yakima Training Center (YTC) underwent a reduction in manpower. The resulting manning levels are below the requirements to fully support battalion and above level training at JBLM YTC. In order to fully support units training at YTC the garrison requires personnel augmentation (non-profiles) in the following areas: Ammunition Supply Point (ASP), Directorate of Emergency Services (DES), Directorate of Public Works (DPW), and Directorate of Plans, Training, Mobilization, and Security (DPTMS). The I Corps Commander directs units under I Corps with Training and Readiness Authority (TRA) to augment JBLM YTC garrison staff while training at JBLM YTC.

2. Three days after completion of battalion level collective training or seven days after completion of brigade level collective training, the JBLM YTC CSM will release support personnel to their parent unit. Training unit are responsible for the following actions:

a. Moving support personnel to JBLM for parent units to resume accountability.

b. Close out Defense Travel System actions for support personnel as necessary.

c. Conduct an informal AAR with the JBLM YTC Garrison CSM.

3. No later than three days prior to the first day of training at JBLM YTC, I Corps and all units assigned to I Corps for TRA conducting **Battalion Level Collective Training** will OPCON to JBLM YTC Garrison the following support personnel:

a. One E6 or above, MOS immaterial, to serve as NCOIC of the support team.

b. One E5 or above and two E1 – E4, all MOS immaterial, to support the DPW.

c. One E5 or above and three E1 – E4, all MOS immaterial, to support Range Operations.

d. One E5 or above and three E1 – E4 ammunition handlers to support the ASP. At least one must be an 89B.

e. Two E4 or above Military Police (31B) to support the DES with downrange operational support.

4. No later than five days prior to the first day of training at JBLM YTC, I Corps and all units assigned to I Corps for TRA conducting **Brigade Level Collective Training** will OPCON to JBLM YTC Garrison the following personnel:

a. One E7 or above, MOS immaterial, to serve as NCOIC of the support team.

b. One E5 or above and three E1 – E4, all MOS immaterial, to support the DPW.

c. One E5 or above and four E1 – E4, all MOS immaterial, to support Range Operations.

d. One E5 or above and three E1 – E4 ammunition handlers to support the ASP. At least one must be an 89B.

e. Two E4 or above Military Police (31B) to support the DES with downrange operational support.

5. All support personnel must be properly licensed to drive government non-tactical vehicles (TMP vehicles).

6. Units will not change out support personnel, except for in emergency situations, unless authorized by the Brigade or Battalion CSM and followed with an email or phone call to the Garrison CSM.

7. The duty uniform for support personnel is the Army Combat Uniform with patrol cap. Support personnel will also wear the appropriate gear for the task they are performing such as, but not limited to: cold weather gear, wet weather gear, eye protection (APEL approved), camelbacks, and gloves.

8. The Support Team NCOIC will ensure support personnel assigned to JBLM YTC Garrison conduct Physical Fitness Training at least five days per week. Support teams will wear the appropriate seasonal Improved Physical Fitness Uniform with PT belt while conducting PT.

9. Support personnel are not authorized to drive personal vehicles while on support details at JBLM YTC. Parent units will provide an appropriate TMP vehicle to support personnel that adequately meets the transportation needs to and from JBLM YTC, transportation to and from worksites, transportation to and from off-post establishments, and provides enough room for support personnel's gear.

10. Support personnel will not consume alcohol at any time during their support mission. Support personnel must also conduct themselves in a professional manner at all times

and units should ensure support personnel are briefed on off-limits establishments in Yakima and the surrounding communities.

11. Police Call:

a. Support personnel will conduct daily police call of their assigned areas NLT 0900. The Garrison CSM may assign additional areas as necessary to support the cleanliness of the installation. Support personnel will conduct a final police call prior to clearing post.

b. Support personnel will ensure no trash from downrange is dumped in the cantonment area dumpsters. As needed, they will also direct training units to dispose of their downrange trash at the Refuse Transfer Point prior to entering the cantonment area.

12. Parking / Military-Civilian Support Vehicles:

a. Support personnel are not authorized to park tactical vehicles along Firing Center Road or along the shoulders of any of the roads in the cantonment area except for during loading and unloading operations. No vehicles are allowed on the grass, on sidewalks, or to cross barriers.

b. All tactical wheeled vehicles arriving at JBLM YTC will do so using the gate on Firing Center Rd.

c. No ammunition or fuel trucks are allowed in the cantonment area. No Strykers, or like type heavy wheeled vehicles, are allowed West of B Street.

d. All Civilian Support Vehicles must sign in and obtain a downrange pass at Range Operations prior to going downrange.

e. Seat belt use is mandatory on JBLM YTC. All individuals riding in vehicles so equipped will properly wear a seat belt at all times.

f. Due to low hanging power lines, support personnel will tie down or remove all antennas from tactical vehicles while driving through the cantonment area.

13. Reporting:

a. Support personnel will report to their respective supported agency Monday thru Friday from 0730-1600, unless otherwise directed by the supported agency.

b. Support personnel will report all crimes, accidents, and serious incidents arising on JBLM YTC to the Police Station at (509) 577-3236. Additionally, if a reportable incident occurs downrange, notify Range Operations at (509) 225-8100.

IMLM –YTC-CSM
SUBJECT: JBLM YTC Training Support Requirements

14. The Support Personnel NCOIC will sign for the wash rack, laundry facility, shower point, and billets. The Support Personnel NCOIC will report to the Garrison HQ, building 140, Monday thru Friday at 0915, unless otherwise directed by the GCSM, for updates, issue resolution, and to discuss service and support requirements. The Support Personnel NCOIC will work out of building 271, the Mayor Cell office, and is responsible for:

a. Safety of all support personnel at all times.

b. Ensuring all support personnel are afforded the appropriate time to eat meals.

c. Conducting PT with support personnel.

d. Ensuring supported agencies have up-to-date contact information.

15. The point of contact for this memorandum is the undersigned at (509) 577-3559 or paul.p.desanto.mil@mail.mil.

DESANTO.PAUL.PETER.1186295702 digitally signed by

PAUL P. DESANTO
CSM, USA
JBLM YTC Garrison CSM

Appendix F – Unit Planning Timeline

TUSOP REF	Required Task	12M	6M	120D	90D	60D	45D	30D	14D	7D	5D	48Hrs	24Hrs	2Hrs	Event	Last day or first duty day after complete	5 days after turn in
4-5	Off Post Land Use	X															
4-14	Amphibious/River Crossing Requests		X														
	*YTC Range Conference - Monthly			X													
	*Schedule Leaders' Recon			X													
	*Submit Gunnery/High Risk/Dig Permit				X												
1-5	Training Facility Support Request				X												
	*2nd Recon and confirm TFSR and logistics					X											
3-8	Supply Subsistence Management Branch					X											
	Air Ambulance Training Support					X											
	*Verify TSFR and briefing dates						X										
2-7	Smoke Operations						X										
2-13	Range Dig Permits						X										
	Bileting						X										
3-2	Targetry Request							X									
	Portable Chemical Toliets							X									
6-1	EOD Training Support							X									
1-11	MWR - Expanded Hours/Sole Use							X									
1-9	Temporary AHA Request								X								

TUSOP REF	Required Task	12M	6M	120D	90D	60D	45D	30D	14D	7D	5D	48Hrs	24Hrs	2 Hrs	Event	Last day or first duty day after complete	5 days after turn in
2-12	Billet Phone Request								X								
	LAN/Network Request								X								
	Recon and Liason Meeting									X							
	Ammunition Draw/Turn-in Request									X							
	Cantonment Dig Permit										X						
	Range Safety Briefing											X					
	Sustainable Range Awareness Briefing											X					
	Range Communications - Unit S/GO/S6												X				
	Wash Racks												X				
4-25	HAZMAT Customer Service Agreement												X				
	Hot Work' permit (welding/cutting)												X				
	Refuel/Rearm On the Move Site													X			
3-1	Railhead/Pomona Gate Access													X			
	COORD w/CSM														X		
	Unit Phone Directory														X		
	Trail Party/Clearing Detail															X	
3-4	Ammunition Reconciliation																X

Appendix G – Hazardous Roads

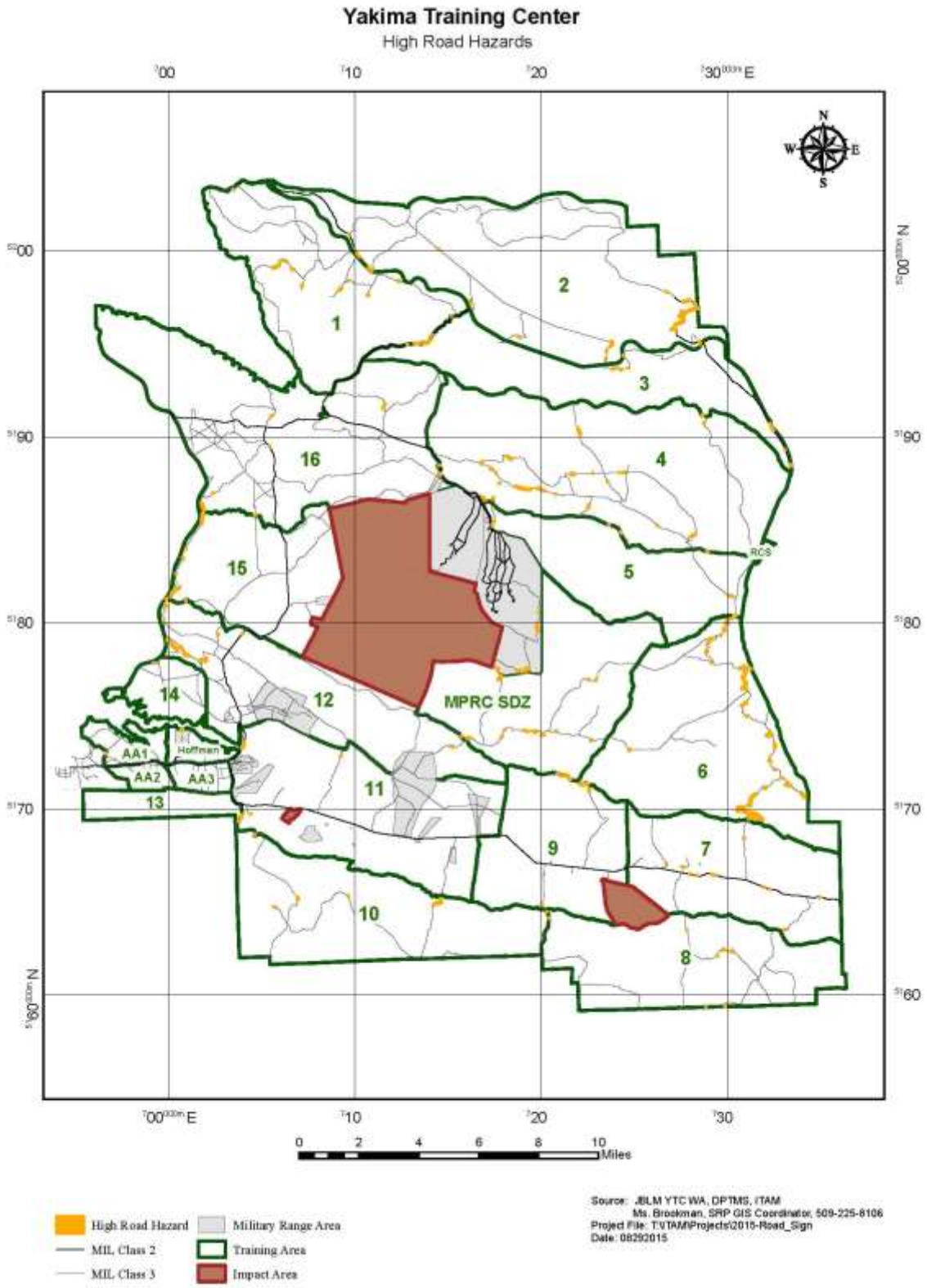

Appendix H – CCIRs and PACE Plan

Units must IMMEDIATELY notify range operations using the PACE plan below if they observe any of the following incidents.

a. Wild land fire
b. Range fire
c. Structure fire
d. Round landing outside impact areas
e. ANY vehicle accident
f. Roll-over accident
g. Aircraft accident
h. ANY injury that reasonably appears to endanger life, limb, or eyesight
i. Damage to environmentally sensitive areas (e.g.: vehicle drives in Siebert stake area)
j. ANY petroleum, oil or lubricants spill outside an established containment device
k. Loss of ANY sensitive items
l. Damage to any JBLM-YTC infrastructure (e.g.: barracks, light poles, fences, etc.)

PACE Plan

Primary	Hand-held radio issued by Range Operations
Alternate	FM 40.200 MHz
Contingency	Land line (509) 225-8100
Emergency	Cellular phone (509) 225-8100

*****DO NOT dial 911 unless the above PACE plan does not work*****

Appendix I – References

AR 25-1 ..... Army Information Technology
AR 30-22 ..... Army Food Program
AR 190-11 ..... Physical Security of Arms, Ammunition and Explosives
AR 200-1 ..... Environmental Protection and Enhancement
AR 420-1 ..... Army Facilities Management
AR 700-48 ..... Management of Equipment Contaminated with
..... Depleted Uranium or Radioactive Commodities
ATP 4-43 ..... Petroleum Supply Operations
ATP 4-44 ..... Water Support Operations
ATP 5-19 ..... Risk Management
DA PAM 30-22 ..... Operating Procedures for the Army Food Program
DA PAM 385-64 ..... Ammunition and Explosives Safety Standards
DA PAM 700-48 ..... Handling Procedures for Equipment Contaminated with
..... Depleted Uranium or Radioactive Commodities
DA PAM 710-2-1 ..... Using the Unit Supply System
DODI 4500.09E ..... Transportations and Traffic Management
DODI 6055.06 ..... DOD Fire and Emergency Services Program
FL Reg 200-1 ..... Environmental Protection and Enhancement
JBLM Reg 1-4 ..... Tobacco Cessation Plan
JBLM Reg 95-1 ..... Flight Regulations
JBLM Reg 190-11 ..... Physical Security of Arms, Ammunition and Explosives
JBLM Reg 220-2 ..... Wildland Firefighting Requirements for YTC
JBLM Reg 350-2 ..... Training Support
JBLM Reg 350-31 ..... JBLM-YTC Range Regulation
JBLM Reg 700-20 ..... Ammunition Procedures
TC 4-02.3 ..... Field Hygiene and Sanitation