

A Guide to

MILITARY POLICE

BASIC OFFICER LEADER COURSE

GUIDE CONTENTS

Weekly summary for all 18 weeks
Information about your next Chain of Command
Recommended reading to help you prepare & succeed
Answers to Frequently Asked Questions





TO THE MP LIEUTENANT

You are receiving this guide as a student of the Military Police Basic Officer Leader Course (MP BOLC). The United States Army Military Police School (USAMPS) created this course overview to provide you and your family with a general understanding of what to experience at the Military Police Basic Officer Leader Course.

We congratulate you for commissioning into a branch that prides itself on being both mission oriented and people centered. MP BOLC is the beginning of your journey as a military police officer and future platoon leader. Prepare now and arrive here focused and ready to train so you may lead Soldiers with the excellence they deserve.

MAJOR KRISTOPHER GARDNER, CHIEF, MP BOLC





TABLE OF CONTENTS

INTRODUCTION	2	WEEK ELEVEN: <i>STX</i>	15
MP BOLC OBJECTIVES	4	WEEK TWELVE: <i>FTX</i>	16
WEEK ONE: <i>Foundation</i>	5	WEEK THIRTEEN: <i>Law</i>	17
WEEK TWO: <i>Teamwork</i>	6	WEEK FOURTEEN: <i>Law Enforcement</i>	18
WEEK THREE: <i>Leadership</i>	7	WEEK FIFTEEN: <i>Combatives</i>	19
WEEK FOUR: <i>Train to Fight</i>	8	WEEK SIXTEEN: <i>OC Spray/LEX</i>	20
WEEK FIVE: <i>The M4</i>	9	WEEK SEVENTEEN: <i>Clean Up & Out</i>	22
WEEK SIX: <i>The M17</i>	10	WEEK EIGHTEEN: <i>Graduate</i>	23
WEEK SEVEN: <i>US Weapons</i>	11	ABOUT BRAVO COMPANY	24
WEEK EIGHT: <i>TACOPs</i>	12	ABOUT 701ST MP BN & 14TH MP BDE	24
WEEK NINE: <i>TEWTs I</i>	13	FAQs	25
WEEK TEN: <i>TEWTs II</i>	14	CHAIN OF COMMAND	29

**Weekly schedule varies by class.*



MP BOLC OBJECTIVES

*MP BOLC is the foundation
for all officers in the
Military Police Corps.*

*MP BOLC trains junior
officers to be moral and
ethical leaders of character—
proficient in the MP
disciplines of security
and mobility support,
police operations, and
detention operations.*

OF THE TROOPS, FOR THE TROOPS

UNITED STATES ARMY MILITARY POLICE SCHOOL



MILITARY POLICE

BASIC OFFICER LEADER COURSE

WEEK ONE: FOUNDATION

In the first week, lieutenants from multiple units and commissioning sources across the United States report to Fort Leonard Wood, MO: Home of the Military Police Regiment. They complete administrative processes and prepare for the intense weeks of training that will follow. Students receive gear, medical screening, and class roll assignments. Small Group Leaders (SGLs) introduce the MP BOLC Individual Student Assessment Plan (ISAP). This document outlines MP BOLC academic standards and course requirements.



Top Left
2LT Khatiana Butler assesses knee and elbow pads upon initial issue.

Top Right
CPT Daniel Mahoney gives students a tour of the Maneuver Support Center of Excellence (MSCOE) Building.



Bottom Left
The class inspects tarpaulins and other pieces of equipment for their upcoming field exercises.

Bottom Right
Students listen as CPT Joseph Reynolds provides expectations.



WEEK TWO



Above Left: CPT Jessica Huggins grades 2LT Angel Rivas as he conducts the leg tuck for the initial ACFT.

Above Middle: Team members work together to complete their missions at the Leaders Reaction Course (LRC).

Above Right: 2LT Layton Thorpe views a jacket worn by Saddam Hussein at the Military Police Museum in Fort Leonard Wood, MO.

OVERVIEW

Week two cultivates lieutenants' inward reflection and problem-solving skills to achieve their best performance. They attend Master Resilience Training (MRT) and learn military police history at the regimental museum. Senior leader in-briefs provide opportunities for students to meet members of their chain of command and receive guidance for success. The Army Combat Fitness Test (ACFT) assesses the lieutenants' physical readiness.

WEEKLY WISDOM

Here are some themes from an open discussion with LTC Kevin Payne, Chief, Command and Tactics Division:

- Balance spiritual, mental, emotional, social, familial, and physical needs in life.
- Know anniversaries, birthdays, at-risk individuals, and non-deployable reasons in your unit.
- Take care of people and create opportunities for them.
- Remember that the Army is a community full of current and future leaders.

Assist. Protect. Defend.

MILITARY POLICE

BASIC OFFICER LEADER COURSE

WEEK THREE: LEADERSHIP

“Be the leader that you want to be led by.” —BG Bisacre



Above Left: 2LT Matthew Latschar holds the guidon at an early-morning accountability formation.

Above Middle: Students conduct rollover drills at HMMWV Egress Assistant Trainer (HEAT).

Above Right: Lieutenants use red lenses to plot points during the night land navigation qualification course.

OVERVIEW

Week three's main assessments cover the common core exam and land navigation. Lieutenants must practice and individually pass day and night land navigation. At the motor pool, instructors introduce students to High Mobility Multipurpose Wheeled Vehicles (HMMWVs) for tactical vehicle driver certifications and rollover training. Classroom studies involve deployment planning and the Command Supply Discipline Program (CSDP). Students submit a Financial Liability Investigation of Property Loss (FLIPL) report as Investigating Officers (IOs).

WEEKLY WISDOM

Here is some insight from an open discussion with Brigadier General Brian Bisacre, Commandant of the U.S. Army Military Police School.

- Great leaders establish great climates.
- Great climates establish great culture.
- Leaders must eat, live, and breathe positivity.
- What leaders do and say affects everyone else.
- Treat people with dignity and respect.
- Autocorrect when you fall short.
- Be the leader that you want to be led by.

OF THE TROOPS, FOR THE TROOPS

UNITED STATES ARMY MILITARY POLICE SCHOOL



WEEK FOUR



Above Left: The class learns about the MK19, a 40mm automatic grenade machine gun, and other crew-served weapons systems.

Above Middle: 2LT Jeffrey Horne prepares to launch a grenade towards his target at the grenade range.

Above Right: SSG Alexander Pfeiffer instructs the class on weapons safety and demonstrates M4 proper shooting techniques.

OVERVIEW

At the grenade range, lieutenants learn to strategically throw hand grenades from various battle positions. Students attend weapon fundamentals training, where SGLs introduce weapons organic to a military police platoon. These weapons include the M4 carbine rifle, the MK19 automatic grenade machine gun, the M2 machine gun, the M249 machine gun, and the M240 machine gun. Students attend Engagement Skills Trainer (EST) which digitally simulates exposure to range processes and helps build confidence with the weapons before implementing live ammunition. Classes teach the fundamentals of training management and US Army writing based on doctrine from FM 7–0, *Training Units and Developing Leaders* and AR 25–50, *Preparing and Managing Correspondence*. Students also take the supply management exam.

Assist. Protect. Defend.

UNITED STATES ARMY MILITARY POLICE SCHOOL



THE M4 RANGE

MILITARY POLICE BASIC OFFICER LEADER COURSE | WEEK FIVE

During week five, students demonstrate Basic Rifle Marksmanship (BRM) capabilities on the M4 5.56mm carbine rifle. Training at the EST provides weapons familiarization, the zeroing range refines skills, the Location of Miss & Hit (LOMAH) range confirms accuracy, and the qualification range evaluates their marksmanship abilities. Ranges are student-led, requiring lieutenants' extensive planning and teamwork.



Top Left:
SGLs and students assess shot groups to properly align technique, sight picture, and rifle calibration.

Top Right:
The qualification range is a test of preparation, focus, and adaptability.



Bottom Left:
The class zeroes on electronically calibrated rifles at EST training.

Bottom Right:
2LT Daniel Schwemer qualifies in the kneeling position.

OF THE TROOPS, FOR THE TROOPS

UNITED STATES ARMY MILITARY POLICE SCHOOL



THE M17 RANGE

MILITARY POLICE BASIC OFFICER LEADER COURSE | WEEK SIX

United States Army Law Enforcement Qualification: USALE



Above Left: 2LT Patrick Woods performs all elements of the four point draw and takes well-aimed shots at his target.

Above Middle: Using his workspace, 2LT Dustin Love reloads the M26 modular accessory shotgun in a sequence of controlled fires.

Above Right: 2LT Kevin Andrade utilizes the Close-Combat Optic (CCO) to neutralize targets with the M4 carbine rifle.

OVERVIEW

Lieutenants qualify for the United States Army Law Enforcement Qualification (USALE) with the M17 modular handgun system. This test requires shooters to hit a minimum of thirty-five out of fifty targets from multiple stances, with distances that range from three to fifty meters. Students execute the four point draw from their holsters, close and ready fires, controlled pair drills, and failure drills. They also fulfill the shooting requirements for the German Armed Forces Badge for Military Proficiency (GAFBMP). Students have five attempts from a twenty meter distance.

Shooters must hit separate targets three times to receive eligibility for a bronze badge, four hits for silver, and five for gold. Graders evaluate three other requirements (one-hundred meter swim, basic fitness test, and seven mile ruck march) in other weeks. Students practice a combat qualification course on the M4 and M17 that prepares them for qualifications at their gaining units. They also receive exposure to the M26 modular accessory shotgun. This weapon is often seen in deployed environments, used as a standalone weapon, mounted on an M4, and used to breach locked doors.

OF THE TROOPS, FOR THE TROOPS

UNITED STATES ARMY MILITARY POLICE SCHOOL



US WEAPONS RANGE

MILITARY POLICE BASIC OFFICER LEADER COURSE | WEEK SEVEN

At the US weapons range, lieutenants gain experience firing live rounds with the MK19 automatic grenade machine gun, the M249 machine gun, and the M2 automatic machine gun. Classroom instruction covers the Operation Order (OPORD). SGLs assign and review OPORDs to provide students the opportunity to gain experience in critical thinking, formatting/template development, and the operation order process.



Top Left
2LT Cristynn Caddy sends M249 rounds down the range.

Top Right
SGLs and students oversee safety, barrel changes, and ammo resupply of the M2.



Bottom Left
CPT Ryan Ball guides a student on the MK19 automatic grenade machine gun.

Bottom Right
2LT Jordan Miller holds .50 caliber ammo for the M2.

OF THE TROOPS, FOR THE TROOPS

UNITED STATES ARMY MILITARY POLICE SCHOOL



MILITARY POLICE

BASIC OFFICER LEADER COURSE

WEEK EIGHT: TACOPs

Week eight teaches the lieutenants about Tactical Operations (TACOPs) and MP disciplines. Students learn how a Modified Table of Organization and Equipment (MTOE) is utilized by MP platoons in tactical settings. Students practice individual and collective tasks such as Tactical Combat Casualty Care (TC3), the Defense Advanced GPS Receiver (DAGR), the M50 gas mask, camouflage fundamentals, and Traffic Control Points (TCPs). At the Reconfigurable Vehicle Tactical Trainer (RVTT), squads execute virtual reality missions.



Top Left
CPT Jonathan Bradshaw briefs a RVTT mission to the class.



Top Right
Students practice putting on the M50 gas mask in nine seconds or less.



Bottom Left
Turret Gunner 2LT Seth Viveiros engages and destroys threats in the digital simulation.



Bottom Right
2LT Jocelyn Myrick applies camouflage at tactical field training.

OF THE TROOPS, FOR THE TROOPS

UNITED STATES ARMY MILITARY POLICE SCHOOL



WEEK NINE



Above Left: 1LT Samuel Ruppert briefs his mission to secure a downed Unmanned Aerial Vehicle (UAV).

Above Middle: Micro terrain provides a visual aid for Soldiers to understand details about the mission, including actions on the objective.

Above Right: Second squad maintains readiness and morale by practicing push ups.

OVERVIEW

This week marks the first week of Tactical Exercises Without Troops (TEWTs). After receiving company-level mission briefs, lieutenants are given until the next duty day to produce platoon-level OPORDs. The purpose of TEWTs is to evaluate students' verbal briefing skills and understanding of the operation order process as defined in FM 6-0, *Command and Staff Organization and Operations*.

Missions in the first week are reconnaissance, offense, and defense. Instructors evaluate each student on a verbal mission brief to their peers, as well as a written OPORD. Squads work together to build terrain models that accurately portray map reconnaissance and aerial photography. Lieutenants use the terrain models throughout their briefs to assist the visualization of their plans.

Assist. Protect. Defend.

MILITARY POLICE

BASIC OFFICER LEADER COURSE

WEEK TEN: TEWTs II

During week ten, the lieutenants complete their second week of TEWTs. The class also conducts a Practical Exercise (PE) on urban operations. They practice room-clearing procedures, safe stairwell ascension, and covered movement in city streets. This training helps students understand capabilities, limitations, vulnerabilities, and strengths of an MP platoon operating within a city. Students apply this knowledge when they write the detainee operations and cordon and search TEWTs.



Top Left
Students rehearse clearing techniques at the urban operations PE.

Top Right
CPT Nicholas Magill inspires student collaboration on Terrain Model development.



Bottom Left
During his brief, 2LT Emmanuel Ramos uses the terrain model to emphasize key elements in the Area of Operation (AO).

Bottom Right
2LT Dustin Love trains to achieve the Heavy Standard for the ACFT three repetition maximum deadlift.

OF THE TROOPS, FOR THE TROOPS

UNITED STATES ARMY MILITARY POLICE SCHOOL



MILITARY POLICE

BASIC OFFICER LEADER COURSE

WEEK ELEVEN: STX

Situational Training Exercise: STX Week



Above Left: 2LT Joy Ngon A Ngon prepares to deploy to the Combat Outpost (COP) in full Personal Protective Equipment (PPE).

Above Middle: SSG Alexander Pfeiffer instructs about the schematic functions of smoke and the effects of chemical warfare.

Above Right: Lieutenants set up an OE-254/GRC, an antenna that improves communications.

OVERVIEW

Situational Training Exercises (STX) is a week at the field where students execute the TACOPs learned in the classroom setting. After drawing supplies, students deploy to a training area and conduct squad-level missions. They practice the capabilities of a military police platoon: movement and maneuver, weapon mixes, communications, and personnel management at squad/team levels. The students exercise risk mitigation, implement accurate sectors of fire, and maintain safe speeds and distances between tactical vehicles.

Squads rotate through sequences fighting as or against adversarial forces referred to as Opposing Forces (OPFOR). They conduct mounted and dismounted land navigation, breach objectives, practice platoon-level OPORDs and mission briefs, establish checkpoints and patrol bases, and execute the fundamentals of offense and defense. Lieutenants also conduct a platoon-wide urban operations mission. STX week provides experiences that prepare the lieutenants to lead Soldiers in tactical environments.

OF THE TROOPS, FOR THE TROOPS

UNITED STATES ARMY MILITARY POLICE SCHOOL



MILITARY POLICE

BASIC OFFICER LEADER COURSE

WEEK TWELVE: FTX

The Field Training Exercise (FTX) culminates all tactical learning objectives obtained to this point. The class completes three to four missions a day and lieutenants lead missions as Platoon Leaders (PLs). Select classes fight alongside US Marine lieutenants and students from other BOLC classes. They perform mobility support, convoy security, reaction to ambush, Key Leader Engagements (KLEs), offense/defense, resupply missions, and detainee operations in support of simulated Large Scale Combat Operations (LSCO).



Top Left
Monocular Night Vision Devices (MNVDs) provide visibility for night operations.

Top Right *Lieutenants conduct a dismounted mission in inclement weather.*



Bottom Left
Team Sentinel 02-20 takes their class picture at the end of FTX.

Bottom Right
2LT Seth Viveiros provides instructions to Squad Leaders during his mission as PL.

OF THE TROOPS, FOR THE TROOPS

UNITED STATES ARMY MILITARY POLICE SCHOOL

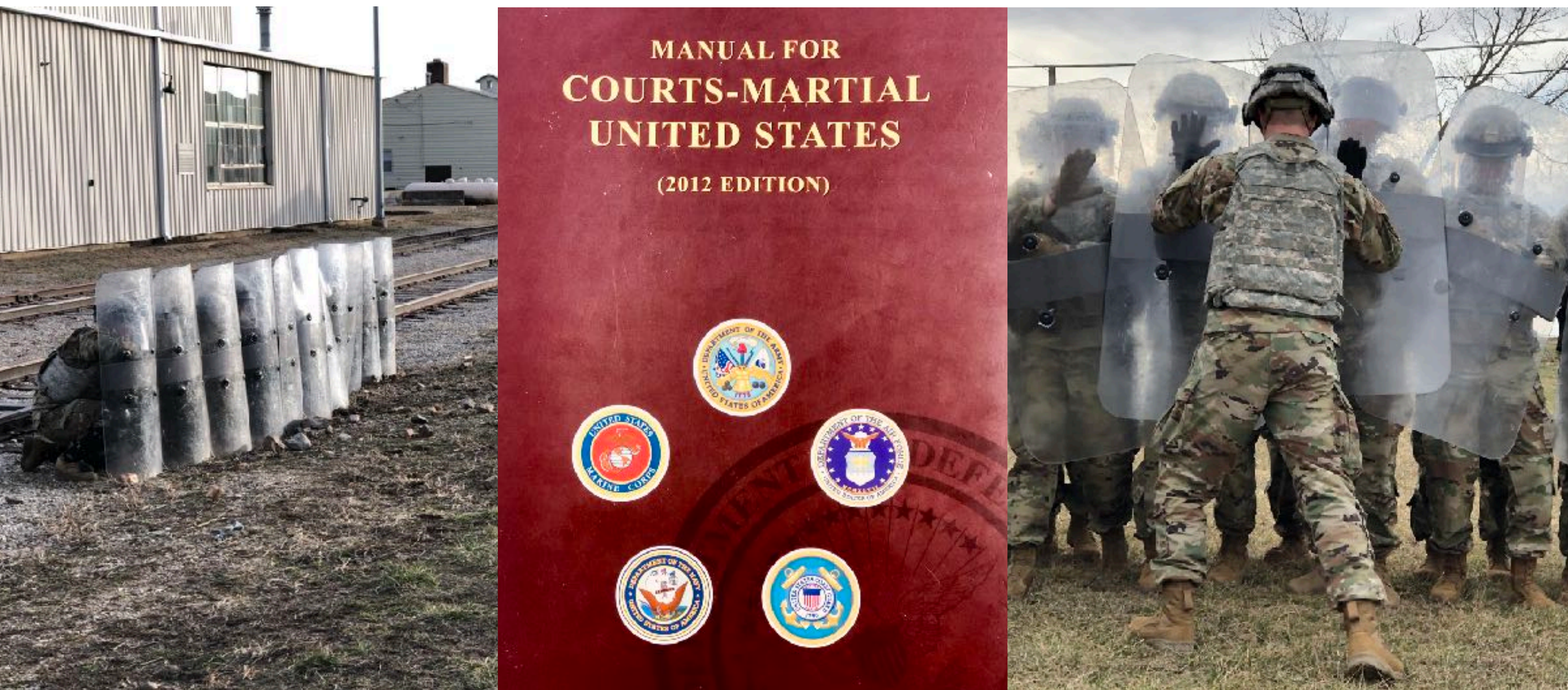


MILITARY POLICE

BASIC OFFICER LEADER COURSE

WEEK THIRTEEN: LAW

Manual for Courts-Martial: Law Week



Above Left: Students brace themselves and hold their defensive line as debris is thrown at them from a nearby distance.

Above Middle: The Manual for Courts-Martial details and expands military law.

Above Right: 2LT Tyler Wilson challenges his peers with resistance during a riot control drilling formation.

OVERVIEW

In week thirteen, lieutenants attend law classes taught by a Judge Advocate General (JAG) officer. The curriculum's premise is to educate students on the source of the authority delegated to military police: The Uniform Code of Military Justice (UCMJ). The UCMJ is the statute of all military law processes and students are taught the scope of UCMJ authority regarding jurisdiction and personnel. Lieutenants also learn how to properly research crimes and sentences in the Manual for Courts-Martial (MCM).

In addition to a full spectrum of UCMJ offenses, classes cover Article 15s, courts-martial, and stipulations between state, federal, and military courts systems. Students are taught about the Fifth Amendment and proper procedures for suspect apprehension and treatment. They learn what is legal vs. illegal regarding interrogation techniques. Students also receive exposure to riot control equipment and protocol. They practice maneuvering as formations and have debris thrown at them to build trust of each other and their equipment.

OF THE TROOPS, FOR THE TROOPS

UNITED STATES ARMY MILITARY POLICE SCHOOL



MILITARY POLICE

BASIC OFFICER LEADER COURSE WEEK FOURTEEN

“Love the unit that you are with.” —*LTC Mary Smith, IG*



Above Left: Lieutenants complete a seven mile ruck march in less than two hours to fulfill GAFBMP requirements.

Above Middle: 2LT Rick Curtis swims one-hundred meters in under four minutes, treads water, and throws his combat uniform out of the pool.

Above Right: CPT Chaffin explains vehicle search protocol implemented by the Department of the Army Security Guards.

OVERVIEW

During week fourteen, the lieutenants receive law enforcement instruction from several subject matter experts: Criminal Investigation Division (CID) Agents, Military Police Investigators (MPI), Department of the Army Civilian Police (DACP), and Department of the Army Security Guards (DASG). These professionals explain military police roles and functions regarding installation-wide law enforcement. Lieutenants also deliver battle analysis briefs to field grade officers and complete the swim/ruck march requirements of the GAFBMP.

WEEKLY WISDOM

Here are some highlights from an open discussion with Lieutenant Colonel Mary Smith, Inspector General of Fort Leonard Wood.


- How do you determine what your priorities are?
- First, handle everything that relates to people.
- Secondly, manage supplies.
- Thirdly, deal with equipment.
- Be cognizant of what is going on around you.
- Build trust and communicate openly.
- Love the unit that you are with.

OF THE TROOPS, FOR THE TROOPS

UNITED STATES ARMY MILITARY POLICE SCHOOL



WEEK FIFTEEN



Above Left: The X26P taser is a nonlethal device carried by MPs. Students experience its affects to understand use of force.

Above Middle: The class receives instruction about the negative impact of biases and stereotypes on US Army culture.

Above Right: At combatives training, 2LT Kaleb Nichols counteracts 2LT Jared Lynch's "unachievable choke" with an "arm trap and roll."

OVERVIEW

This week, the lieutenants receive exposure to nonlethal military police capabilities. The Students can volunteer to receive electricity from the X26P taser through the use of alligator clips. Some students may also volunteer to experience this training through taser probes. At combatives training, the class practices hand-to-hand combat techniques and Jujitsu. The students complete an assignment from AR 600–20, *Army Command Policy*, which standardizes military discipline and conduct, the Army Equal Opportunity (EO) Program, and the Sexual Harassment/Assault Response and Prevention (SHARP) Program. Lieutenants write Memorandums for Record (MFRs) detailing plans to uphold AR 600–20 in their platoons. The class receives SHARP training and learns what leaders can do to promote positive words, respectful conversations, and healthy cultures in their units.

Assist. Protect. Defend.

WEEK SIXTEEN



Above Left: 2LT Douglas Lurton locates and strikes his target during his Level One Oleoresin Capsicum (OC) Exposure.

Above Middle: 2LT Alex Lambert and 2LT Jordan Miller dictate commands as they approach a suspect during a high risk traffic stop.

Above Right: Teams neutralize threats and clear the building during the Active Shooter Training (AST) engagement.

OVERVIEW

During week sixteen, the class learns Mechanical Advantage Control Holds (MACH) defense, takedown, and apprehension methods. The lieutenants withstand a stream of water-based Oleoresin Capsicum (OC or Pepper Spray) to the face from a one-meter distance. SGLs require students to work through pain and initial shock, locate targets, execute MACH takedowns, and obtain suspect submission before starting the decontamination process. At Active Shooter Training (AST), students engage threat(s) by response to the sound of gunfire, hand and arm signals, reassurance of victims on scene, and communication with their leadership on the radio. Simunition rounds are used in order to simulate rounds impacted during the exercise. More training for week sixteen is on the next page.

Assist. Protect. Defend.

MILITARY POLICE

BASIC OFFICER LEADER COURSE

WEEK SIXTEEN: LEX

At the Law Enforcement Exercise (LEX), law enforcement professionals test the lieutenants' abilities on domestic dispute intervention, routine and high risk traffic stops, impaired driver testing/apprehension, and crime scene response/security. Instructors evaluate team pairs during LEX, which develops teamwork and communication. The class trains at the Emergency Vehicle Operator Course (EVOC), which mitigates traffic accidents by providing exposure to high speeds and sharp turns a MP Soldier must be able to safely execute.



Top Left
Students drive patrol vehicles with lights activated in order to achieve realistic training.

Top Right
2LT Andrew Hudak relays crime scene details to medical personnel and preserves integrity of the evidence.



Bottom Left
The patrol vehicle reaches maximum speeds and weaves between traffic lanes at EVOC training.

Bottom Right
2LT Kevin Andrade simulates an apprehension of 2LT Taylor Stalnaker for domestic violence.

OF THE TROOPS, FOR THE TROOPS

UNITED STATES ARMY MILITARY POLICE SCHOOL



MILITARY POLICE

BASIC OFFICER LEADER COURSE


WEEK SEVENTEEN: CLEAN UP & OUT

Final training objectives are concluded this week with the final Army Combat Fitness Test (ACFT). The grade book for the course is finalized and awardees are identified for academic honors, leadership honors, physical fitness honors, and the GAFBMP. The class turns in TA-50 gear, receives leadership development, and presents a Final After-Action Review (AAR) to senior leaders. A ceremony at Memorial Grove symbolizes the induction of the lieutenants into the Military Police Corps.



Top Left
CPT Jorge Minguela grades 2LT Nathan Rundio's standing power throw at the end of course ACFT.

Top Right
At the Rites of Passage Ceremony, US students are inducted into the Military Police Corps.



Bottom Left
2LT Kai Chau receives the GAFMPB with his classmates.

Bottom Right
SGLs administer a final layout of all TA-50 gear in order to obtain accountability and inspect for cleanliness.

OF THE TROOPS, FOR THE TROOPS

UNITED STATES ARMY MILITARY POLICE SCHOOL



MILITARY POLICE

BASIC OFFICER LEADER COURSE

WEEK EIGHTEEN: GRADUATE

“Connective tissue is in this community.” —LTC Payne



Above Left: CPT Ball, LTC David Thompson, and SFC Logan Curry congratulate the newly branch-qualified lieutenants.

Above Middle: At Memorial Grove, CPT Minguela administers an oath of office for the promotion of 1LT Jones.

Above Right: 2LT Makarim of Indonesia and his sponsor, 2LT Lipp, celebrate with their spouses at the end of course banquet.

OVERVIEW

This bittersweet week commemorates the graduation and branch-qualification of military police lieutenants. Graduation emphasizes the preparation, training, assessment, and readiness of these lieutenants to join the fighting force as branch-qualified officers. MP BOLC lays the foundation for them to stand upon when they face future challenges in law enforcement and large scale combat operations. They have the knowledge and skills required to lead Soldiers.

WEEKLY WISDOM

Here is some wisdom from an open discussion with Lieutenant Colonel Kevin Payne, Chief, Command and Tactics Division:

- Assume noble intent of people.
- Be genuine, humble, sincere and deliberate.
- Demonstrate wisdom.
- Ensure your document is free of anything self-serving.
- Backwards plan and manage time.
- Treat people with respect and take care of Soldiers.
- Craft is learned as you progress.
- Connective tissue is in this community.

OF THE TROOPS, FOR THE TROOPS

UNITED STATES ARMY MILITARY POLICE SCHOOL





ABOUT BRAVO COMPANY

The Bravo Company Bulldogs are “the biggest, smallest Company in the Army.” Bravo Company has a rich history from its foundational date: 27 July 1932. In spite of its small staff, Bravo Company is singlehandedly responsible for all personnel attending MP BOLC, Military Police Captains Career Course (CCC), and other schools such as Military Police Investigations Division (MPID).

Company Commander: CPT Zachary Batton
Company First Sergeant: 1SG Jodi Harrison

CONTACT INFORMATION

7130 Colorado Avenue
Fort Leonard Wood, Missouri 65473-5000
(Building 838 is at the intersection of South Dakota Avenue and Colorado Avenue)

Phone Number: (573) 596-4195
Social Media: facebook.com/Bravo.Bulldogs

OF THE TROOPS, FOR THE TROOPS

UNITED STATES ARMY MILITARY POLICE SCHOOL





ABOUT THE 701ST MP BATTALION

The 701ST MP BN is the oldest and most diverse battalion in the 14TH MP Brigade. During WWII, the battalion earned honors for security and escort of critical supplies for the American Theater. The 701ST also trains internment/resettlement specialists (31E) and military working dog handlers (31K). The white tiger is the battalion’s mascot and its slogan is, “*Assist By Example.*”

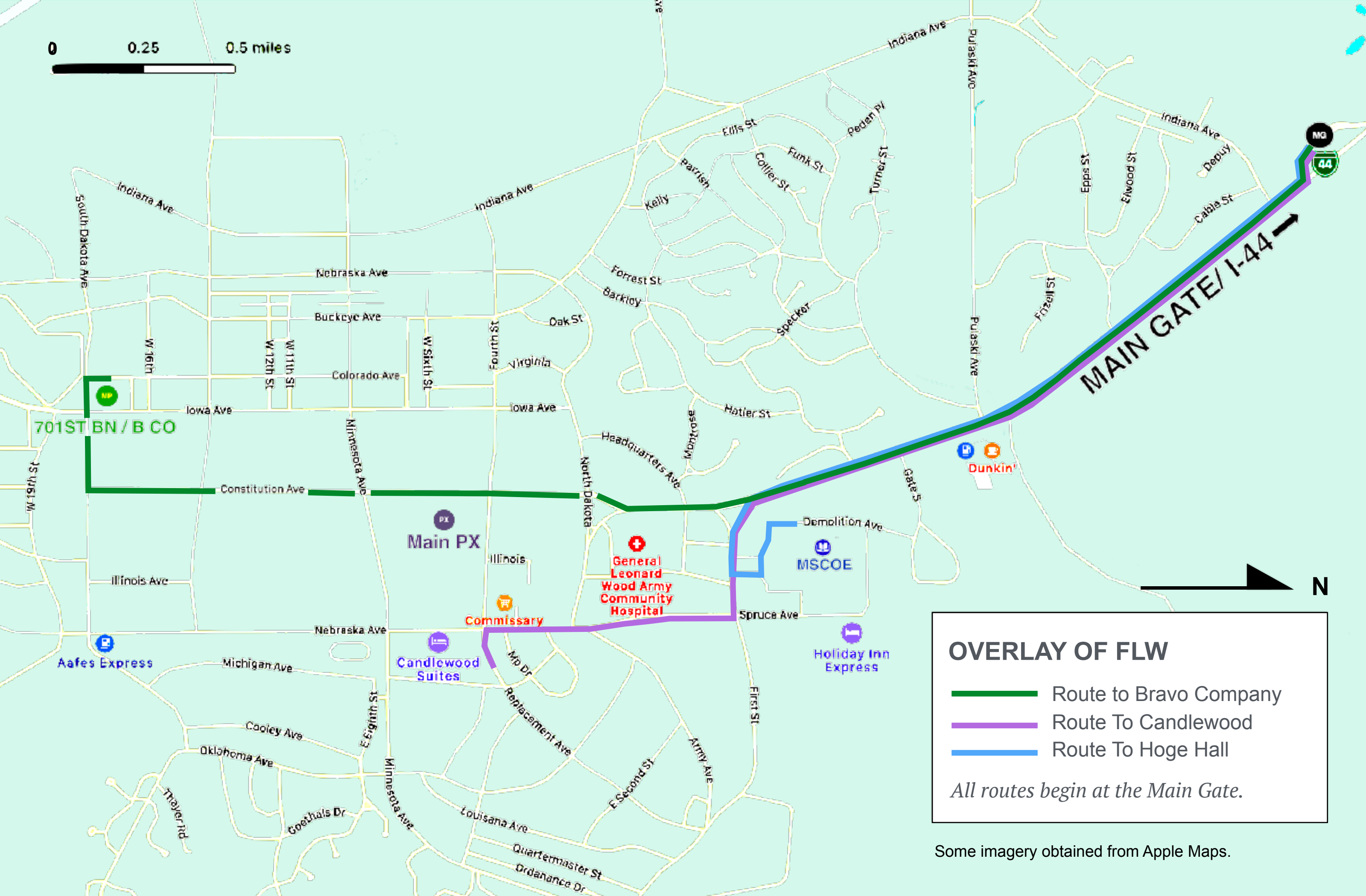
Commander: LTC James Sheffield
Command Sergeant Major: CSM Nathan Marriam

ABOUT THE 14TH MP BRIGADE

The 14TH MP BDE is the only MP training brigade in existence. Since 25 June 1965, its historical contributions include rear combat operations, battlefield circulation control, detainee operations, war-time law enforcement, and peace-time force protection. The brigade trains thousands of Soldiers yearly. The dragoon is the brigade’s mascot and its slogan is, “*Forge the Regiment.*”

Commander: COL Robert Arnold, Jr.
Command Sergeant Major: CSM Gregory Kleinholz





OVERLAY OF FLW

- Route to Bravo Company
- Route To Candlewood
- Route To Hoge Hall

All routes begin at the Main Gate.

Some imagery obtained from Apple Maps.

FREQUENTLY ASKED QUESTIONS

My orders say I will PCS. Where will I live?
If your orders indicate a Permanent Change of Station (PCS), you will receive BAH (Basic Allowance for Housing) for Fort Leonard Wood. Some students on PCS orders acquire on-post housing, but the majority of them rent apartments or houses off post.

My orders say I will be on TDY. Where will I live?
If your orders indicate TDY (Temporary Duty) status, you will live on post at a hotel. If your dependents reside in another state, you may be eligible to draw BAH for that state. BOLC students are not eligible for family separation pay. Direct all of your finance questions to Bravo Company.

What documents do Active Duty, National Guard & Reserve personnel need to bring for the Finance In-Processing Brief?
For a comprehensive list of required supporting documents, ensure that you read Bravo Company Commander's Welcome Letter. It is crucial that you bring the required documents to make your in-processing experience run smoothly.

Will I have access to the DFAC?
If you are on PCS orders, you will not have a meal card for Dining Facilities (DFACs). However, PCS students will receive Basic Allowances for Subsistence (BAS) pay. TDY students will utilize their Common Access Cards (CACs) for three meals/day on weekdays. TDY students will receive BAS for meals on weekends.





FREQUENTLY ASKED QUESTIONS

What uniform do I wear when I arrive at FLW?

Drive or fly to Fort Leonard Wood in civilian attire, especially if you are traveling far distances.

Wear OCPs when you report to Bravo Company.

Am I allowed to bring a weapon with me?

Concealed carry is strictly prohibited on post.

You must notify the gate guards that you have a weapon when you arrive at FLW. You also need to notify Bravo Company that you are bringing a weapon prior to arrival. You must register your weapon if you live in on-post housing. Weapons are not authorized at hotels on post. Off-post students are not required to register their weapons. See FLW Regulation 190–6, Registration and Control of Privately Owned Firearms and Other Weapons on Fort Leonard Wood.

I don't have a CAC. How will I get on base?

If you do not have a Common Access Card (CAC), you need orders on hand, as well as your drivers license and another form of photo identification. You will receive a CAC soon after arrival to FLW.

I will PCS. How long can I stay in the hotel?

You will be reimbursed Temporary Lodging Expense (TLE) for up to ten nights at the hotel. You will pay your hotel balance and submit a zeroed-out statement/claim form to the finance office. Bravo Company recommends that you find housing as quickly as possible, but the Commander can provide an extension for you if you are unable to access housing within those ten days. If you stayed in a hotel at your previous duty station, you may also claim those nights by providing a zeroed-out balance. If claimed, those nights will be included in your ten allocated nights. Call Bravo Company for any additional questions regarding hotels or travel.

Where will I report if I arrive on a weekend?

Report to Hoge Hall (Building 3200) if you arrive on a weekend. The GPS address is: 14000 MSCOE Loop, Fort Leonard Wood, MO 65743. The staff duty OIC or NCOIC will sign your leave form and you will not be charged for surplus leave.

Will I be training with other Components?

Yes, MP BOLC classes are filled with National Guard, Reserve, Active Duty, and International students.

OF THE TROOPS, FOR THE TROOPS

UNITED STATES ARMY MILITARY POLICE SCHOOL





FREQUENTLY ASKED QUESTIONS

What can I do to prepare for this course?

SGLs recommend—but do not require—two books. They are BSS5: The Battle Staff SMARTbook and Small Unit Tactics SMART book by the Lightning Press. These books contain knowledge that is likely to boost your performance at MP BOLC and get you through TEWTs, one of the course’s biggest challenges.

The Department of the Army’s official MP publication is entitled Military Police: The Professional Bulletin of the Military Police Corps. The publication is produced biannually and you can find the Spring 2020 edition at: dvidshub.net/publication/issues/52587.

You can also go to armypubs.army.mil and study FM 3–39, Military Police Operations. If you don’t have a CAC, you can still still benefit from reading older versions of the doctrine found online.

Does this guide depict an exact weekly schedule?

No, there are five MP BOLC teams. Although there are fundamental similarities in the course structure, all teams have different schedules due to resource availability.

What unit patch will I need?

You can see the patch clearly on page 20 of this guide. The patch nomenclature is: “A PATCH MILITARY POLICE SCHOOL OCP W/HOOK.” You can find the patch online or at FLW Clothing and Sales. SGLs recommend that you have uniform name tapes and rank sewn on if you have not done so already.

Should I bring my POV?

Transportation is not provided by MP BOLC. SGLs recommend you bring a POV if you are able to because the course utilizes multiple training areas. Carpooling is an option, but is not guaranteed.

OF THE TROOPS, FOR THE TROOPS

UNITED STATES ARMY MILITARY POLICE SCHOOL





Created for MP BOLC students, by MP BOLC students.

**Thank you to our leaders—past, present, and future—who teach by example
the way of the Military Police Soldier.**

COMMAND AND TACTICS DIVISION

LTC Kevin Payne
Chief, Command and Tactics Division
MAJ Kristopher Gardner
Chief, MP BOLC

TEAM SENTINEL

CPT Jorge Minguela
Small Group Leader
CPT Justin Berkshire
Small Group Leader
SFC Jose Uriostegui
Team Non-Commissioned Officer

TEAM WARFIGHTER

CPT Daniel Mahoney
Small Group Leader
CPT Jonathan Bradshaw
Small Group Leader
SSG Alexander Pfeiffer
Team Non-Commissioned Officer

TEAM GUARDIAN

CPT Jessica Huggins
Small Group Leader
CPT Quenten Vereen
Small Group Leader
SSG Justin Mabe
Team Non-Commissioned Officer

TEAM TITAN

CPT Nicholas Magill
Small Group Leader
CPT Pit Mueller
Small Group Leader
SFC Jonathan Frazier
Team Non-Commissioned Officer

TEAM VICTORY

CPT Michael Duncan
Small Group Leader
CPT Kevin Monahan
Small Group Leader
SSG Pedro Quintana
Team Non-Commissioned Officer

OF THE TROOPS, FOR THE TROOPS

UNITED STATES ARMY MILITARY POLICE SCHOOL





USAMPS

BG Brian Bisacre

Commandant

COL Curtis Schroeder

Assistant Commandant

CSM Michael Bennett

Regimental Command Sergeant Major

CW5 Mark Arnold

Regimental Chief Warrant Officer

Mr. Mark Farley

Deputy Commandant

COL Mark Waters

Deputy Assistant Commandant—

USAR MSG Ryan McCaffrey

Deputy Assistant Commandant SGM—

USAR MAJ John Weaver

Deputy Assistant Commandant—ARNG

COL Matthew Gragg

Director of Training and Education LTC

Jonathan Yasuda

Chief of Staff

14TH MP BRIGADE

COL Robert Arnold, Jr.

Commander

CSM Gregory Kleinholz

Command Sergeant Major

701ST MP BATTALION

LTC Patricia Kast

Commander

CSM Nathan Marriam

Command Sergeant Major

787TH MP BATTALION

LTC William Jennings, Jr.

Commander

CSM Michael Vaughn

Command Sergeant Major

1/58TH INFANTRY REGIMENT

LTC Rodney Johnson *Commander*

CSM Anthony Rodrigues

Command Sergeant Major

795TH MP BATTALION

LTC Jamon Junius

Commander

CSM Michael Odle

Command Sergeant Major

BRAVO COMPANY

CPT Zachary Batton

Commander

1SG Janna Escudé

First Sergeant

1LT Roger Thompson

Executive Officer

SSG Hardenburgh

Operations Non-Commissioned Officer





*Of the troops
and for the troops*

All rights to this publication are reserved by Military Police Basic Officer Leadership Course and The US Army Military Police School.

No words or images are to be duplicated without written consent. Production Date: 01 May 2020.

Production Team: 2LT Joy Ngon A Ngon, 2LT Madison Paulson, 2LT Luis Santiago, 2LT McKenzie Parker

2LT Jordan Miller, 2LT Cristynn Caddy, 2LT Michael Houman, 2LT Jeffrey Horne, and 2LT John Linn

OF THE TROOPS, FOR THE TROOPS

UNITED STATES ARMY MILITARY POLICE SCHOOL

