

|                      |            |                  |
|----------------------|------------|------------------|
| Identifier:          | Revision:  | Effective Date:  |
| <b>DPTM-SOP-MOUT</b> | <b>0.0</b> | <b>13 Feb 18</b> |

|                         |                  |
|-------------------------|------------------|
| Document Approval Date: | <b>13 FEB 18</b> |
|-------------------------|------------------|

|  |
|--|
| Proponent: USAG-WP, Dir Plans, Tng, Mob & Security |
|--|



# **U.S. Army Garrison-West Point DPTMS – Range Operations Policy & Procedures**

## **Standard Operating Procedure Military Operations In Urban Terrain RANGE 16 (Aachen MOUT)**



Department of the Army  
U.S. Army Garrison West Point  
United States Military Academy  
West Point, New York 10996-5000

## Document History

---

### Document Location

All hard copies will be located at Building 1403 Range Operations Fire Desk. Also, electronic copies may be retrieved via DPTMS website (Training Link), or upon request.

### Revision History

|                                  |                                  |
|----------------------------------|----------------------------------|
| Date of this revision: 13 Feb 18 | Date of next revision: 13 Feb 18 |
|----------------------------------|----------------------------------|

| Revision Number | Revision Date | Summary of Changes | Author |
|-----------------|---------------|--------------------|--------|
| 1               | 12-3-14       | Minor Grammar      | Lake   |
| 2               | 2-24-15       | Minor Changes      | Lake   |
| 3               | 1-6-16        | Minor Changes      | Lake   |
|                 |               |                    |        |

### Approvals

This document requires the following approvals:

| Name | Title   |
|------|---|
|      | USAG-WP, Range Manager  |
|      | USAG-WP, Chief of Training                                    |
|      | USAG-WP, Director of Plans, Training, Mobilization & Security |
|      |   |

### Distribution Formula

This document has been distributed to:

| Office         | Name Title   |
|----------------|--|
| Scheduled User | Issued Hard-bound Binder copy during use of range/facility |
| USAG-WP        | Range Operations Office                                    |
|                |  |

## Table of Contents

|     |  |    |
|-----|--|----|
| 1.  | General Information.....   | 5  |
| 1.1 | Purpose.....   | 5  |
| 1.2 | Applicability .....  | 5  |
| 1.3 | Responsibility.....  | 5  |
| 1.4 | References.....  | 5  |
| 1.5 | Suggested Improvements .....   | 5  |
| 2.  | Range Description & Characteristics .....  | 6  |
| 2.1 | Range Description & Definitions.....   | 6  |
| 2.2 | Range Location.....  | 6  |
| 2.3 | Supported Training.....  | 6  |
| 2.4 | Authorized Weapons & Ammunition .....  | 6  |
| 2.5 | MOUT Training Site Specific Safety Measures.....   | 7  |
| 2.6 | MOUT Site Targetry .....   | 7  |
| 2.7 | MOUT Training Site Support Facilities .....  | 7  |
| 2.8 | Authorized Parking.....  | 7  |
| 2.9 | Communications .....   | 7  |
| 3.  | Range Safety & Security Procedures .....   | 8  |
| 3.1 | Individual Personal Protection Equipment (PPE).....  | 8  |
| 3.2 | Weapons Handling.....  | 8  |
| 3.3 | Ammunition Handling & Storage .....  | 8  |
| 3.4 | Army Range Safety Memorandums/Messages (ARSMMs) .....  | 8  |
| 3.5 | Ammunition Amnesty Program.....  | 8  |
| 4.  | Range Operational Requirements/Responsibilities.....   | 9  |
| 4.1 | Range Officer in Charge (OIC) / Range Safety Officer (RSO) Appointment<br>Requirements ..... | 9  |
| 4.2 | Range Officer in Charge (OIC).....   | 9  |
| 4.3 | Range Safety Officer (RSO).....  | 12 |
| 5.  | Range Medical Requirements & Evacuation.....   | 14 |
| 5.1 | Unit Medical Support Requirements .....  | 14 |
| 5.2 | Keller Army Community Hospital (KACH).....   | 14 |
| 5.3 | Serious Incident Report (SIR) Requirements.....  | 14 |
| 5.4 | Emergency MEDEVAC Flight Requests.....   | 14 |
| 5.5 | Hospital Strip Maps & Directions .....   | 15 |
| 6.  | MOUT Concept of Operations .....   | 16 |

- 7. Radio Procedures.....17
  - 7.1 Requesting a Hot Status .....17
  - 7.2 Requesting a Cold Status.....17
  - 7.3 Requesting a Cease Training Time .....17
  - 7.4 Requesting to Lift Cease Training Time .....18
  - 7.5 Change of OIC / RSO.....18
  - 7.6 Requesting a Radio Check (Hourly at the Top of the Hour).....18
- 8. MOUT Training Site Safety Brief .....19
- 9. Risk Management & Mitigation .....20
- 10. Reference Information, Reports & Forms .....21

---

# 1. General Information

---

## 1.1 Purpose

This Standard Operating Procedure (SOP) provides standard instructions and checklists for unit and individuals using Range 16. It defines standardized steps and procedures to be followed for its safe and efficient use.

This SOP is directive based and complies with applicable United States Military Academy and Department of the Army Regulations, current doctrine, policy and guidance.

---

## 1.2 Applicability

This SOP is designed to provide units with safe range operating procedures and guidelines. It applies to all units of the U. S. Armed Forces, civilian organizations, and individuals who are authorized to use this range or training facility at West Point, and by all applicable users IAW West Point Regulation 350-11, DA Pam 385-63 and FM 3-06.11

---

## 1.3 Responsibility

Use this SOP in conjunction with AR 385-63, DA Pam 385-63 and West Point Reg. 350-11 which provide specific and detailed range firing responsibilities for using units. These directed and required actions are necessary for the safe conduct of all range firing and training. Full compliance IAW the afore-mentioned regulations as well as steps and procedures of this SOP, is the responsibility of the commanders, as well as the personnel of using organizations or units. Personnel of any non-DoD civilian agency or activity, using West Point ranges and training facilities must also comply with the provisions and requirements outlined in West Point Reg. 350-11.

---

## 1.4 References

All required and related publications are those covering the training conducted and those listed in the applicable chapters of West Point Reg. 350-11 or other respective regulations, policies and procedures. Additional references are also listed at Appendix A, of AR 385-63, DA Pam 385-63, and FM 3-06.11.

---

## 1.5 Suggested Improvements

The proponent of this Standard Operating Procedure (SOP) is the Director of Plans, Training, Mobilization and Security, U.S. Army Garrison West Point, ATTN: DPTMS, Building 621 Wilson Road, United States Military Academy, West Point, New York 10996-5000. Users are encouraged to send comments and suggested improvements on DA Form 2028 (Recommended Changes to Publications and Blank Forms).

---

## 2. Range Description & Characteristics

---

### 2.1 Range Description & Definitions



#### 2.1.1 Range Description

Range 16 consists of eight buildings, one 2-story building and seven 1-story buildings. Additionally there is a Mobile MOUT structure. Each structure is built using masonry and wooden walls and does not possess interior or exterior lighting. Range 16 is not equipped with any instrumentation for audio, video or automated targetry. The Range 16 is designed to provide a training area in which units may learn the individual and unit skills needed to fight and defeat an enemy in an urban environment.

---

### 2.2 Range Location

Range 16 site is located in training area CS, vicinity grid WL82157498.

---

### 2.3 Supported Training

Range 16 supports individual and small unit level training. It provides capabilities to teach and reinforce various urban combat skills of:

|                                       |  |
|---------------------------------------|--|
| Movements within and around buildings | Entering buildings and clearing rooms          |
| Urban Entry techniques                | Force-on-Force training with MILES, SESAMS/UTM |

---

### 2.4 Authorized Weapons & Ammunition

The ONLY authorized ammunition types that WILL BE used are SESAMs, UTM, blanks, pyrotechnics (smoke only), and practice hand grenades. **Paintball use is PROHIBITED WITH NO EXCEPTIONS. PAINTING OR PERMANENT MARKINGS ON STRUCTURES IS PROHIBITED.**

---

## 2.5 Range 16 Training Site Specific Safety Measures

### 2.5.1 Danger Areas

Not applicable.

### 2.5.2 Gate Guard Requirements

Not Applicable.

### 2.5.3 Range and Gate Closures

Range 16 training site requires the closure of the following:

| GATES | RANGES |
|-------|--------|
| NA    | NA     |

---

## 2.6 Range 16 Targetry

Range 16 supports NO targetry. It does provide for the capability for Force-on-Force training.

---

## 2.7 Range 16 Support Facilities

|          |           |
|----------|-----------|
| Latrines | Bleachers |
|----------|-----------|

NOTES: None.

---

## 2.8 Authorized Parking

Military Vehicles – Military vehicle parking next to the Range 16 training area.

Civilian Privately Owned Vehicles (POVs) – POV parking for OIC and RSO with valid Range Operations Parking Pass.

---

## 2.9 Communications

Primary means of communication with Range Operations will be by Motorola Handheld "Livefire" Channel. Alternate means of communication will be by commercial telephone if available.

There is NO commercial telephone available at Range 16.

---

## 3. Range Safety & Security Procedures

---

### 3.1 Individual Personal Protection Equipment (PPE)

- a. Ballistic (Kevlar or Army Combat Helmet (ACH) **WILL** be worn for safety and protection by all military personnel when conducting building and room clearance.
- b. Eye Protection. All personnel are encouraged to wear individual approved eye protection, or at the Commander's discretion.
- c. Hearing Protection. All personnel **WILL** wear approved single point hearing protection when firing blanks, and when using practice hand grenades within the buildings.

---

### 3.2 Weapons Handling

- a. Weapons will be carried in such a manner that the muzzle of the weapon is always pointed in a safe direction when using blanks. A blank firing adaptor is **REQUIRED**.
- b. When using practice hand grenades, then will **NOT BE** thrown into rooms. Practice hand grenades will be rolled on the floor into the room.

---

### 3.3 Ammunition Handling & Storage

All training ammunition, pyrotechnic items or explosive material will be handled and stored IAW Chapter 2, FM 9-13 and DA Pam 385-64. Issuing and accounting for all training ammunition and explosive items will be IAW Chapter 11, DA Pam 710-2-1 (Supply Update). Contact the West Point Ammunition Supply Office for specific procedures for requesting, drawing and turning in ammunition and any residue.

Using units are responsible for the physical security, safeguarding, storing, and handling and will ensure the ammunition or explosive items are protected from the weather.

---

### 3.4 Army Range Safety Memorandums/Messages (ARSMMs)

Interim changes may be published to AR or DA Pam 385-63 as Army Range Safety Memorandums/Messages (ARSMMs). A file of all current ARSMMs is maintained at Range Operations. Range OIC/RSO personnel will be familiar with ARSMMs associated with specific training being conducted prior to conducting operation on the range.

---

### 3.5 Ammunition Amnesty Program

The Ammunition Amnesty Program is designed to ensure maximum recovery of ammunition and explosives. This program is not intended to circumvent normal turn-in procedures. Other munitions and ammunition above 7.62mm will be retrieved only by EOD, ASP or Range Operations personnel. Documentation is not required for turn-in under the Ammunition Amnesty Program. Contact West Point ASP Office at commercial telephone 938-3216 for further information.



## 4. Range Operational Requirements/Responsibilities

### 4.1 Range Officer in Charge (OIC) / Range Safety Officer (RSO) Appointment Requirements

| WEAPON SYSTEM  | OFFICER IN CHARGE (OIC) |       |                       | RANGE SAFETY OFFICER (RSO) |                       |       |
|--|-------------------------|-------|-----------------------|----------------------------|-----------------------|-------|
|  | OFF                     | CADET | NCO                   | OFF                        | CADET                 | NCO   |
| Practice hand grenade simunitions training devices; simulators, and small arms (5.56mm and below)    | X                       | N/A   | E6(P)                 | X                          | X<br>(Wpns Qualified) | E5(P) |
| Chemical Agents (CS) and smoke   | X                       | N/A   | E6<br>(MOS Qualified) | X                          | N/A                   | E5    |
| Aerial gunnery, live grenades, grenade launchers, grenade machine guns; Live mines, and demolitions. | X                       | N/A   | E7                    | X                          | N/A                   | E6    |
| Field Artillery and LASER ranges   | X<br>(0-3)              | N/A   | N/A                   | Battery XO<br>X            | N/A                   | N/A   |
| Live Fire Exercises using organic weapons, team through squad.                                       | X                       | N/A   | N/A                   | X                          | N/A                   | E7    |
| Mortars  | X                       | N/A   | N/A                   | X                          | N/A                   | E6    |
| Direct fire antitank rockets   | X                       | N/A   | E7                    | X                          | N/A                   | E6    |
| Specialty Non-LFX Courses  | X                       | N/A   | E6                    | X                          | X                     | X     |
| Specialty Non-LFX Courses (Rappel) * Rappel Master Certified   | X*                      | N/A   | E7*                   | X                          | N/A                   | E6    |

Table 4-1, OIC / RSO Appointment Requirements

### 4.2 Range Officer in Charge (OIC)

The Range OIC holds the responsibility and accountability for the conduct of the activity and the adherence to governing regulations and guidance.

#### 4.2.1 OIC Qualifications

A commissioned, warrant, or noncommissioned officer (NCO) may serve as a Range OIC. NCOs serving as OIC will be in the grade as shown in Table 4-1 above, at a minimum. Range OICs will be qualified on the weapon(s) systems being fired, and will have satisfactorily completed a range safety certification program in the weapon system(s) for which they are responsible conducted by their Battalion/Unit (O5 & above Command) to which they are assigned.

### 4.2.2 OIC Actions & Procedures before Range Occupation

| STEP | ACTION  | TAKEN |
|------|---|-------|
| 1    | Thoroughly plan the operation and/or training activity and determine the personnel and equipment support requirements.  |       |
| 2    | Be weapons system(s) qualified, and that his/her command safety certification and appointment is completed, and on file at Range Operations.  |       |
| 3    | Receive the mandatory Range Operations briefing within ONE DAY prior to use.  |       |
| 4    | Ensure a qualified RSO is command safety certified and appointed, and briefed by Range Operations. OIC briefs the RSO on his/her duties to be performed.  |       |
| 5    | Verify that all personnel in a direct supervisory role or safety position are familiar with the provisions of this SOP, West Point Reg. 350-11, AR/DA Pam 385-63, and the FM/TMs governing the weapon(s) system and ammunition to be fired. |       |
| 6    | Ensures that the required and appropriate medical support personnel are qualified. All appropriate equipment and supplies are available to support the operation(s) and/or training activity.   |       |
| 7    | Check in at Range Operations upon arrival to the installation to receive an updated briefing and sign for the facility and necessary support equipment.   |       |
| 8    | Assign an Ammo NCO to be responsible for, and to ensure that ammunition and explosives are properly drawn, transported, handled, stored, and accounted for, from time of receipt, to the time of expenditure or turn in.                    |       |
| 9    | Develops a composite risk management worksheet for all phases of the range operation(s) and/or training activity, and mitigate initial high and extremely high hazards through appropriate control measures, using DA Fm 2977.              |       |

### 4.2.3 OIC Actions & Procedures before Operations

| STEP | ACTION   | TAKEN |
|------|--|-------|
| 1    | Ensures the correct training facility is occupied, and conducts a joint inventory with a Range Operations representative to verify the presence and condition of the facilities and equipment.   |       |
| 2    | Conducts a Range OIC brief to the RSO, Medical NCO, Assistant Instructors, Ammunition detail, OPFOR is used reinforcing their duties and responsibilities on the conduct of the operation and the rules of engagement.   |       |
| 3    | Establishes primary radio and secondary telephone (if available) communications with Range Operations, and notifies Range Operations upon initial occupation.  |       |
| 4    | Ensures that the red range flag is displayed during daylight operations, and that the red flashing light on the flag pole is displayed during periods of limited visibility.   |       |
| 5    | Verify that the required medical personnel and equipment support is on site, with strip maps to local medical treatment facilities is present, prior to requesting a HOT status.   |       |
| 6    | Verify the continuous safety and security of ammunition on the range. Under NO circumstances will ammunition or explosives be unguarded or unattended. Ammunition must be stored in the designated area and NO smoking is allowed within 50 feet of the ammunition or the firing line. |       |
| 7    | Verify that all weapons firing blanks have a blank firing adapter firmly attached.   |       |
| 8    | Verify that all personnel wear the required personal protection equipment.   |       |
| 9    | Ensure all applicable references and regulations are physically present and on hand:   |       |
| 10   | Notifies Range Operations and requests permission to place the range in a HOT status (Refer to paragraph 7.1).   |       |
| 11   | Implements risk management actions and applicable control measures identified for this phase of the range operations and/or training event.  |       |

#### 4.2.4 OIC Actions & Procedures during Operations

| STEP | ACTION  | TAKEN |
|------|---|-------|
| 1    | Be present at all times at the training site while in a HOT status, and maintains a constant observation of the activities conducted to ensure safety. Be prepared to meet and brief all range visitors/VIPs, and Range Operations personnel. |       |
| 2    | Verify that all personnel prior to firing receive a range safety briefing, and that only authorized weapons with blank ammunition/firing adaptors are about to be used.   |       |
| 3    | Ensures that primary and secondary means of communication with Range Operations are maintained, and that hourly radio checks are performed (Refer to paragraph 7.6)   |       |
| 4    | Immediately calls or announces a self-imposed "Cease Training" and notifies Range Operations when (Refer to paragraph 7.3):   |       |
| 4a   | Any unsafe action is observed or reported by ANY individual observing an unsafe act.  |       |
| 4b   | When communications are lost with Range Operations and/or Gate Guards.  |       |
| 4c   | When any personal injury or ammunition malfunction occurs.  |       |
| 4d   | When any personnel or vehicle accident has occurred during the training operation.  |       |
| 4e   | When a range or woodland fire is observed.  |       |
| 4f   | Whenever the OIC, RSO, or medical support leaves the range  |       |
| 5    | Verify that all weapon malfunctions are handled IAW applicable FM/TM.   |       |
| 6    | Notifies Range Operations when a change in OIC/RSO is needed (refer to paragraph 7.5).  |       |
| 7    | Notifies Range Operations when training is completed (refer to paragraph 7.2).  |       |
| 8    | Implements risk management actions and applicable control measures identified for this phase of the range operations and/or training event.   |       |

#### 4.2.5 OIC Actions & Procedures after Operations

| STEP | ACTION  | TAKEN |
|------|---|-------|
| 1    | Notify Range Operations upon completion of training and request permission to go COLD (reference procedure 7.2). Be prepared to report:               |       |
| 1a   | Number of personnel trained.  |       |
| 1b   | Number of rounds expended by type and DODAC.  |       |
| 2    | Verify 100% accountability for all weapons and ammunition.  |       |
| 3    | Verify that ALL personnel are searched for ammunition and brass prior to their departure from the training site.                                      |       |
| 4    | Contact Range Operations for range clearance/inspection after performing the following:   |       |
| 4a   | Range flag is lowered and red blinking lights are recovered (if applicable).  |       |
| 4b   | Police training site for all brass. All brass, prescribed CL V recoverable items, packing material and unexpended ammunition are returned to the ASP. |       |
| 4c   | Police training site for all trash and place in local dumpster. NO MREs, kitchen waste or CL V ammunition dunnage will be placed in the dumpsters.    |       |
| 4d   | Check overall condition of the training site to include all range support facilities for serviceability and any damage.                               |       |
| 4e   | Hand receipted range equipment and supplies are recovered, cleaned and prepared for turn-in.  |       |
| 5    | Conduct a joint inventory IAW range clearance agreement with a Range Operations representative for clearance of training area.                        |       |
| 6    | Return all hand-receipted range equipment, along with any applicable reports/forms to Range Operations.   |       |

### 4.3 Range Safety Officer (RSO)

A direct representative of the Range OIC and responsible to the OIC for insuring the adequacy of safety of firing, training operations, and ensuring compliance to governing regulations and guidance.

#### 4.3.1 RSO Qualifications

A commissioned, warrant, or noncommissioned officer may serve as the RSO. NCO grade requirements will be in accordance with Table, 4-1 above, at a minimum. Personnel assigned as RSO will have NO other duties during that period of training. RSOs will be qualified on the weapon(s) systems being fired, and will have satisfactorily completed a range safety certification program in the weapon system(s) for which they are responsible conducted by their Battalion/Unit (O5 & above Command) to which they are assigned.

#### 4.3.2 RSO Actions & Procedures before Operations

| STEP | ACTION   | TAKEN |
|------|--|-------|
| 1    | Assist the Range OIC in the planning of the operation and/or training activity when needed or as applicable to ensure its safe and efficient operation.                          |       |
| 2    | Be weapons system(s) qualified, and that his/her command safety certification and appointment is completed, and on file at Range Operations.                                     |       |
| 3    | Receive the mandatory Range Operations briefing prior to use of range/training facility.   |       |
| 4    | Ensure that all personnel appointed to play OPFOR are briefed on rules of engagement and required medical and administrative requirements prior to conducting training activity. |       |
| 5    | Ensures that the required medical personnel and equipment support is on site and remains on site at all times while the range is in a HOT status.                                |       |
| 6    | Ensures the continuous safety and security of personnel and ammunition on the site.  |       |
| 7    | Assist the Range OIC when needed or as applicable to ensure that the requirements for procedures 4.2.2 and 4.2.3 above are met.  |       |

#### 4.3.3 RSO Actions & Procedures during Operations

| STEP | ACTION  | TAKEN |
|------|---|-------|
| 1    | Be present at all times at the training site while in a HOT status, and perform NO other duties except that of the RSO. Ensure safety is paramount.           |       |
| 2    | Ensure that all personnel receive a safety briefing, rules of engagement are reinforced and that only authorized weapons and ammunition are about to be used. |       |
| 3    | Ensures that all weapons are mechanically safe to fire.   |       |
| 4    | Ensures that all personnel wear the required personal protection equipment.   |       |
| 5    | Maintain a constant observation of the training site at all times, and ensure that training is conducted safely.  |       |
| 6    | Ensures that all weapons firing blanks have blank adaptors and are NOT fired within the required minimum safe distance for the weapon.                        |       |
| 7    | Immediately announces and calls for a self-imposed "CEASE TRAINING" and notifies the Range OIC when any of the following is heard or observed:                |       |
| 7a   | Any unsafe action is observed or reported by ANY individual observing an unsafe act.  |       |
| 7b   | When any personal injury, major weapon or ammunition malfunction occurs.  |       |
| 7c   | When any personnel or vehicle accident has occurred.  |       |
| 7d   | When a range or woodland fire is observed.  |       |
| 7e   | Whenever the medical support leaves the range.  |       |
| 8    | Ensure that the ammo issued is maintained properly reflecting accountability of all CL V items during operations on DA Fm 3020-R.                             |       |

|    |   |  |
|----|---|--|
| 9  | Ensure that all weapon malfunctions are handled IAW appropriate FM/TM.      |  |
| 10 | Ensures that all misfires are handled IAW applicable FM/TM.                 |  |
| 11 | Notifies Range OIC when a change in RSO is needed (refer to paragraph 7.5). |  |

#### **4.3.4 RSO Actions & Procedures after Operations**

| STEP | ACTION   | TAKEN |
|------|--|-------|
| 1    | Ensure 100% accountability for all weapons and ammunition.   |       |
| 2    | Ensure that ALL personnel are searched for ammunition and brass prior to their departure from the range.   |       |
| 3    | Report to the Range OIC upon completion of training the following:   |       |
| 3a   | The number of rounds expended by type and DODAC that was issued and tracked by the ammo issue point NCOIC.   |       |
| 3b   | The police of brass, and that all brass, prescribed CL V recoverable items, packing material and unexpended ammunition has been accounted for and is prepared for turn-in to the ASP.      |       |
| 3c   | The police of the training site and building overall for all trash, and that the designated areas of the training site that were established are recovered back to the original condition. |       |
| 3d   | All hand receipted range equipment and supplies are recovered, cleaned and prepared for turn-in to the Range OIC and/or Range Operations.  |       |
| 4    | Assist the Range OIC when needed or as applicable to ensure that the requirements for procedures 4.2.5 above are met.  |       |

---

## 5. Range Medical Requirements & Evacuation

---

### 5.1 Unit Medical Support Requirements

Units will comply with the following range medical support requirements:

- a. When firing blanks, simunitions and using practice hand grenades, using units will provide the following medical support:
  - (1) A current qualified Combat Lifesaver (MOS immaterial). This individual will be equipped with a litter, radio communication, and a Combat Lifesaver (CLS) aid-bag, containing all required CL VIII items that have a valid expiration date.
  - (2) A dedicated medical evacuation vehicle, capable of transporting a litter, and properly equipped, and with a current PMCS. CLS personnel assigned to these ranges, along with the supporting medical vehicle, will not be used for any other duty.

#### 5.1.1 Execution

- a. Using unit medical personnel will review and familiarize themselves with the strip map route(s) to KACH ER and the local community hospital prior to live fire range operations are conducted.
- b. Whenever the dedicated medical aid person or vehicle must leave the area for any reason the range must Cease Fire and remain in a "COLD" status until a replacement is provided, or until the assigned vehicle and medical personnel have returned to the range. Range Operations will then grant the unit permission to re-open the range and place the range in a "HOT" status.
- c. Medical support personnel at the range will provide treatment for minor injuries and basic first-aid for life-threatening injury or illness.
- d. Medical evacuation vehicles will display all frequencies and telephone numbers in case of immediate use:
  - a. Range Operations Frequency is Motorola Handheld "Livefire" Channel.
  - b. West Point Fire & Emergency Services Division – 845.938.5197
  - c. Range Operations VHF 126.20.
  - d. KACH ER – 845.938.4004 / 5169.

---

### 5.2 Keller Army Community Hospital (KACH)

Injuries and/or illness requiring immediate emergency support will be immediately reported to the KACH ER, with the location of the range site for patient evacuation by KACH.

---

### 5.3 Serious Incident Report (SIR) Requirements

Full and immediate medical attention directed at the patient is the first and foremost priority. As soon as possible, the Range OIC or RSO will contact Range Operations and report the medical injury/accident. Be prepared to provide at a minimum "the Five W's" (Who, What, When, Where and Why).

---

### 5.4 Emergency MEDEVAC Flight Requests

West Point does NOT have organic MEDEVAC capability to support training complex operations, therefore using units and organizations will plan medical evacuation with their own organic assets. Stat Flights are for the emergency evacuation of injured personnel by air ambulance. Only the emergency first responder on site, DES dispatcher or KACH medical personnel are authorized to request or terminate a MEDEVAC mission. To obtain a Stat Flight, contact Range Operations by Motorola Handheld "Livefire" Channel or by telephone at (845) 938-3930. After Hours the Military Police Dispatch at (845) 938-3333. Air Frequency is VHF 126.20.

| 9-LINE MEDEVAC |                      |  |
|----------------|----------------------|--|
| ANNOUNCED      |                      | LINE INFO DESCRIPTION  |
| LINE           | LINE INFO            |  |
| 1              |                      | Location of the Pick-Up site by 6-digit grid and any prominent terrain features nearby.  |
| 2              |                      | Unit Identification  |
| 3              | A=<br>B=             | Number of Patients by evacuation category/precedence<br>A=Urgent (requires immediate evacuation to prevent loss of life<br>B=Priority (serious injury, but <u>NOT</u> life threatening |
| 4              | A=<br>B=<br>C=<br>D= | Special equipment needed:<br>A=none<br>B=hoist<br>C=extraction equipment<br>D=ventilator   |
| 5              | A=<br>B=             | Number of patients<br>A=litter<br>B=ambulatory   |
| 6              |                      | Number and types of wounds, injuries and illnesses   |
| 7              |                      | Method of marking landing zone/pick-up site<br>A=panels<br>B=pyrotechnic signal<br>C=smoke signal<br>D=none<br>E=other   |
| 8              |                      | Patient nationality and status<br>A=US military<br>B=US civilian<br>C=other (describe)   |
| 9              |                      | Terrain description of pick-up site, any site hazards; if none=so state  |

## 5.5 Hospital Strip Maps & Directions

### 5.5.1 Keller Army Community Hospital

Reference Tab 10A, Local Strip Map to Keller Army Community Hospital

### 5.5.2 St. Luke's Community Cornwall Campus Hospital, Cornwall, NY

Reference Tab 10B, Local Strip Map to Saint Luke's Community Hospital.

---

## 6. MOUT Concept of Operations

- a. Using units conducting offense and defense (force-on-force) WILL provide a minimum of one (1) controller each.
- b. Vehicle movement conducted during the training event will BE closely monitored to ensure the safety of dismounted personnel.
- c. No unnecessary physical contact with the OPFOR will occur.
- d. Use of smoke and pyrotechnics will be used only in designated areas, and comply with the current fire risk condition. IED simulators may be used in the vicinity with approval of Range Operations when current fire risk conditions permit.
- e. Prior to use, ladders or similar device must be checked by the OIC or RSO to ensure that are safe and will accommodate the weight of a combat loaded soldier.
- f. When involved in close combat, avoid firing weapons directly at personnel. If practice grenades are used, they will be rolled NOT thrown. Soldiers may call a SAFETY KILL when inappropriate to fire weapon or throw grenades.
- g. Smoke grenades, pyrotechnics and flash bangs WILL NOT BE thrown into buildings or rooms.
- h. NO paintball will be used, NO EXCEPTIONS.
- i. No one is allowed on the roof of any of the buildings.
- j. Doors or windows on the buildings are capable of supporting manual breach operations.
- k. Units with the appropriate conversion kits and safety requirement can use Special Effects Small Arms Marking System (SESAMS) or Universal Training Munitions (UTM) providing the following safety requirements are followed:
  - 1) Range OIC will brief all personnel on:
    - a) Rules of Engagement (ROE)
    - b) Wear of authorized safety clothing and required equipment
    - c) Control of weapons, magazines and ammunition.
    - d) Actions on failure/fogged eye/face protection, examples -call cease-fire, face into corner and correct problem, or lay down.
  - 2) Rules Of Engagement (ROE):
    - a) ROE will be established and the OIC will strictly enforce them.
    - b) No headshots allowed.
    - c) No shooting at ranges less than 15 feet.
    - d) No shooting at anyone without eye/face protection.
  - 3) **Wear of required safety gear for those participating in SESAMS training (Within 75m of training):**
    - a) At a minimum uniform with full covering of legs and arms (ACUs, flight suits, etc...)
    - b) JT mask or protective mask
    - c) Kevlar helmet
    - d) Groin protection (padding or cup)
    - e) Gloves for hands (recommended).
    - f) Eye Protection (required).
    - g) At distances of **150m or greater**, observers/spectators may use eye pro only.
  - 4) Control of weapons, magazines and ammunition.
    - a) Only SESAMS and blanks will be allowed in the MOUT site during operations.
    - b) OIC will ensure ball ammunition is secured at a separate location.
    - c) OIC will ensure only blue barrels and clear magazines are used.
    - d) OIC will inspect loaded magazines for any live ball ammo.
    - e) All weapons and conversion kits will be maintained in strict accordance with manufactures operation and maintenance manuals.



---

## 7. Radio Procedures

---

### 7.1 Requesting a Hot Status

RANGE: RANGE OPERATIONS, THIS IS RANGE 16, OVER

RANGE OPERATIONS: RANGE 16, THIS IS RANGE OPERATIONS. GO AHEAD, OVER.

RANGE: RANGE OPERATIONS, THIS IS RANGE 16. REQUEST A HOT TIME, OVER.

RANGE OPERATIONS: RANGE 16, THIS IS RANGE OPERATIONS, DO YOU PHYSICALLY HAVE ON SITE REQUIRED MEDICAL SUPPORT WITH EQUIPMENT, RANGE SAFETY SOP BINDER, RED RANGE FLAG FLYING AND GATE GUARD WITH COMMO, OVER.

RANGE: RANGE OPERATIONS, THIS IS RANGE 16, YES, OVER.

RANGE OPERATIONS: RANGE 16, THIS IS RANGE OPERATIONS. I GIVE YOU A HOT TIME OF \_\_\_\_\_ HOURS. MY INITIALS ARE \_\_\_\_\_. CONFIRM HOT TIME AND SEND YOUR RANGE OIC INITIALS, OVER.

RANGE: RANGE OPERATIONS, THIS IS RANGE 16. I CONFIRM HOT TIME OF \_\_\_\_\_. RANGE OIC INITIALS ARE \_\_\_\_\_, OVER.

RANGE OPERATIONS: RANGE 16, THIS IS RANGE OPERATIONS. CONDUCT RADIO CHECKS WITH RANGE OPERATIONS HOURLY AT THE TOP OF THE HOUR, YOUR FIRST RADIO CHECK IS DUE AT \_\_\_\_\_. RANGE OPERATIONS OUT.

---

### 7.2 Requesting a Cold Status

RANGE: RANGE OPERATIONS, THIS IS RANGE 16, OVER.

RANGE OPERATIONS: RANGE 16, THIS IS RANGE OPERATIONS. GO AHEAD, OVER.

RANGE: RANGE OPERATIONS, THIS IS RANGE 16. REQUEST A COLD TIME, OVER.

RANGE OPERATIONS: RANGE 16, THIS IS RANGE OPERATIONS. I GIVE YOU A COLD TIME OF \_\_\_\_\_. MY INITIALS ARE \_\_\_\_\_. CONFIRM COLD TIME, SEND YOU RANGE OIC INITIALS, YOUR AMMUNITION QUANTITY EXPENDED BY TYPE/DODAC AND THE NUMBER OF PERSONNEL TRAINED, OVER.

RANGE: RANGE OPERATIONS, THIS IS RANGE 16. I CONFIRM COLD TIME OF \_\_\_\_\_. RANGE OIC INITIALS ARE \_\_\_\_\_. \_\_\_\_\_ (#) ROUNDS OF \_\_\_\_\_ (DODAC) EXPENDED, WITH \_\_\_\_\_ (#) PERSONNEL TRAINED, OVER.

RANGE OPERATIONS: RANGE 16, THIS IS RANGE OPERATIONS, ROGER, OUT.

---

### 7.3 Requesting a Cease Training Time

RANGE: RANGE OPERATIONS, THIS IS RANGE 16, OVER.

RANGE OPERATIONS: RANGE 16, THIS IS RANGE OPERATIONS. GO AHEAD, OVER.

RANGE: THIS IS RANGE 16, REQUEST A CEASE TRAINING TIME, OVER.

RANGE OPERATIONS: RANGE 16, THIS IS RANGE OPERATIONS. I GIVE YOU A CEASE TRAINING TIME OF \_\_\_\_\_ HOURS. MY INITIALS ARE \_\_\_\_\_. CONFIRM CEASE TRAINING COLD TIME AND PROVIDE YOUR RANGE OIC INITIALS, OVER.

RANGE: RANGE OPERATIONS, THIS IS RANGE 16. I CONFIRM CEASE TRAINING TIME OF \_\_\_\_\_. MY RANGE OIC INITIALS ARE \_\_\_\_\_, OVER.

RANGE OPERATIONS: RANGE 16, THIS IS RANGE OPERATIONS, ROGER, OUT.

---

## 7.4 Requesting to Lift Cease Training Time

RANGE: RANGE OPERATIONS, THIS IS RANGE 16, OVER.

RANGE OPERATIONS: RANGE 16, THIS IS RANGE OPERATIONS. GO AHEAD, OVER.

RANGE: RANGE OPERATIONS, THIS IS RANGE 16. REQUEST TO LIFT CEASE TRAINING TIME AND RETURN TO A HOT STATUS, OVER.

RANGE OPERATIONS: RANGE 16, THIS IS RANGE OPERATIONS. I LIFT YOUR CEASE TRAINING TIME STATUS AND PLACE YOU BACK INTO A HOT STATUS AT \_\_\_\_\_ HOURS. MY INITIALS ARE \_\_\_\_\_. CONFIRM RETURN TO HOT STATUS AND PROVIDE YOUR RANGE OIC INITIALS, OVER.

RANGE: RANGE OPERATIONS, THIS IS RANGE 16. I CONFIRM RETURN TO HOT STATUS TIME OF \_\_\_\_\_. MY RANGE OIC INITIALS ARE \_\_\_\_\_, OVER.

RANGE OPERATIONS: RANGE 16, THIS IS RANGE OPERATIONS, ROGER, OUT.

---

## 7.5 Change of OIC / RSO.

RANGE: RANGE OPERATIONS, THIS IS RANGE 16, OVER.

RANGE OPERATIONS: RANGE 16, THIS IS RANGE OPERATIONS. GO AHEAD, OVER.

RANGE: RANGE OPERATIONS, THIS IS RANGE 16. REQUEST A CHANGE OF OIC (or RSO), OVER.

RANGE OPERATIONS: RANGE 16, THIS IS RANGE OPERATIONS. SEND THE LAST NAME AND THE INITIALS OF THE NEW RANGE OIC (or RSO), WITH YOUR INITIALS, OVER.

RANGE: RANGE OPERATIONS, THIS IS RANGE 16. NEW OIC / RSO LAST NAME IS \_\_\_\_\_, NEW OIC / RSO INITIALS ARE \_\_\_\_\_. MY INITIALS ARE \_\_\_\_\_, OVER.

RANGE OPERATIONS: RANGE 16, THIS IS RANGE OPERATIONS. ROGER, OUT.

---

## 7.6 Requesting a Radio Check (Hourly at the Top of the Hour)

RANGE: RANGE OPERATIONS, THIS IS RANGE 16. RADIO CHECK, OVER.

RANGE OPERATIONS: RANGE 16, THIS IS RANGE OPERATIONS, ROGER RADIO CHECK, OUT.

---

## 8. MOUT Training Site Safety Brief

This general safety brief is not all inclusive and requires the Range OIC / RSO to include commander's guidance, and/or any unit specific or other situational dependent areas of concern.

### Safety.

- a. No physical contact will take place between the offensive and defensive units.
- b. Furniture will not be removed from the buildings, thrown out window, or placed in a manner where it will fall or swing. Furniture that is broken or damaged through use by a unit will be removed and Range Operations will be informed of any damage that occurs.
- c. Weapons will not be aimed directly at individuals who are closer than 15 feet. Weapons will not be fired unless an authorized blank adapter is attached to the weapon unless using SESAMS and all the required safety equipment.
- d. Practice, smoke grenades and pyrotechnics will not be thrown directly at another person.
- e. Smoke grenades and pyrotechnics will be used on the outside of buildings only. NO HC SMOKE.
- f. No fires are allowed.
- g. Vehicles placed in the facility will not be moved without the permission of the OIC/RSO.
- h. Rappelling and grappling hook operations are not authorized.
- i. All ladders and climbing devices will be capable of supporting the weight of a fully loaded soldier. Personnel using these devices will ensure that they are supported or secured before climbing.
- j. Smoke grenades and pyrotechnics will not be used or thrown into any building.
- k. All wheeled vehicles are restricted to the road network ONLY.
- l. All off-road driving must first be pre-approved through Range Operations.
- m. Personnel traveling through concentrated HC smoke will wear protective masks.
- n. All roofs are off limits.

### Administrative.

- a. Only portable latrines are available, if contracted and placed prior to training operations.
- b. No fighting positions or trenches will be dug.
- c. All administrative vehicles will be parked outside the MOUT site during tactical operations.
- d. The location of the designated emergency evacuation vehicle is \_\_\_\_\_.
- e. All operations will stop when you see RED smoke or voice command stating "cease fire".
- f. Anyone observing an unsafe act or emergency situation may call a "cease fire"

Summary. **THINK SAFETY, SAFETY IS PARAMOUNT!!**

---

## 9. Risk Management & Mitigation

Range OIC will review, add and update DA Form 2977, Deliberate Risk Assessment Worksheet.

THIS PAGE INTENTIONALLY  
LEFT BLANK

---

## 10. Reference Information, Reports & Forms

---

---

### INDEX

---

| <b>TAB</b> | <b>NAME</b>   |
|------------|---|
| 10A        | Local Strip Map to Keller Army Community Hospital           |
| 10B        | Local Strip Map to Saint Luke's Cornwall Community Hospital |
| 10C        | Open  |

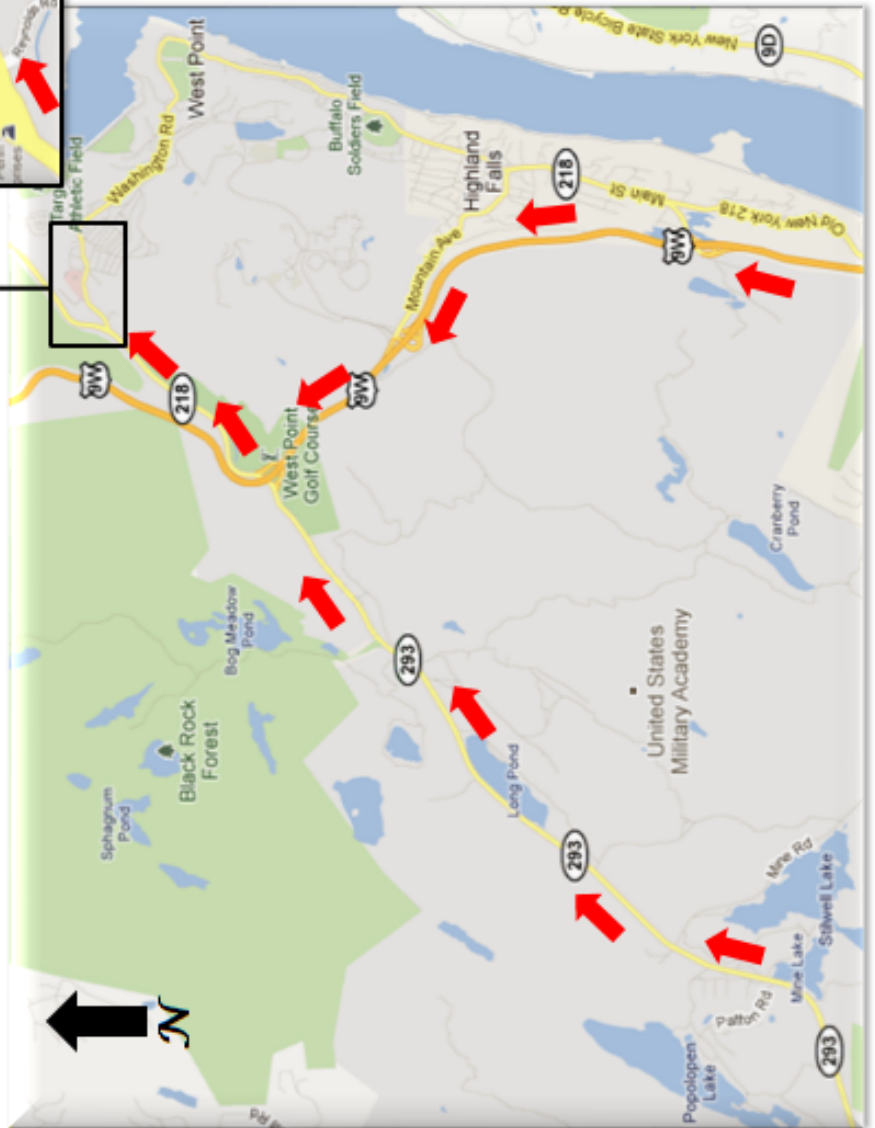
---



**DIRECTIONS**

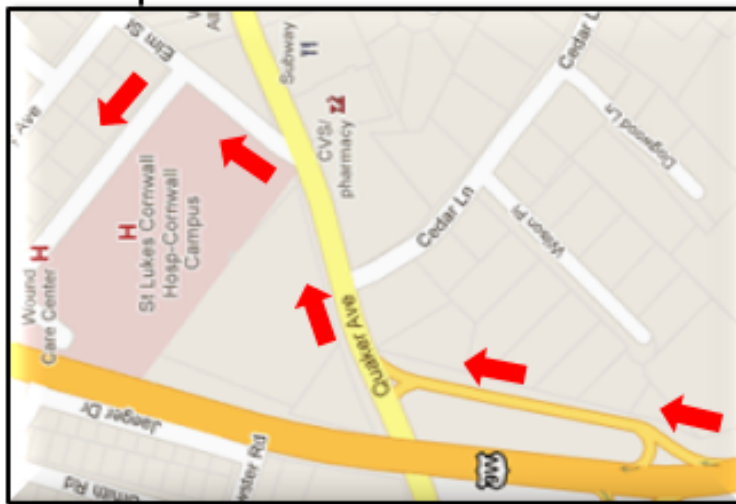
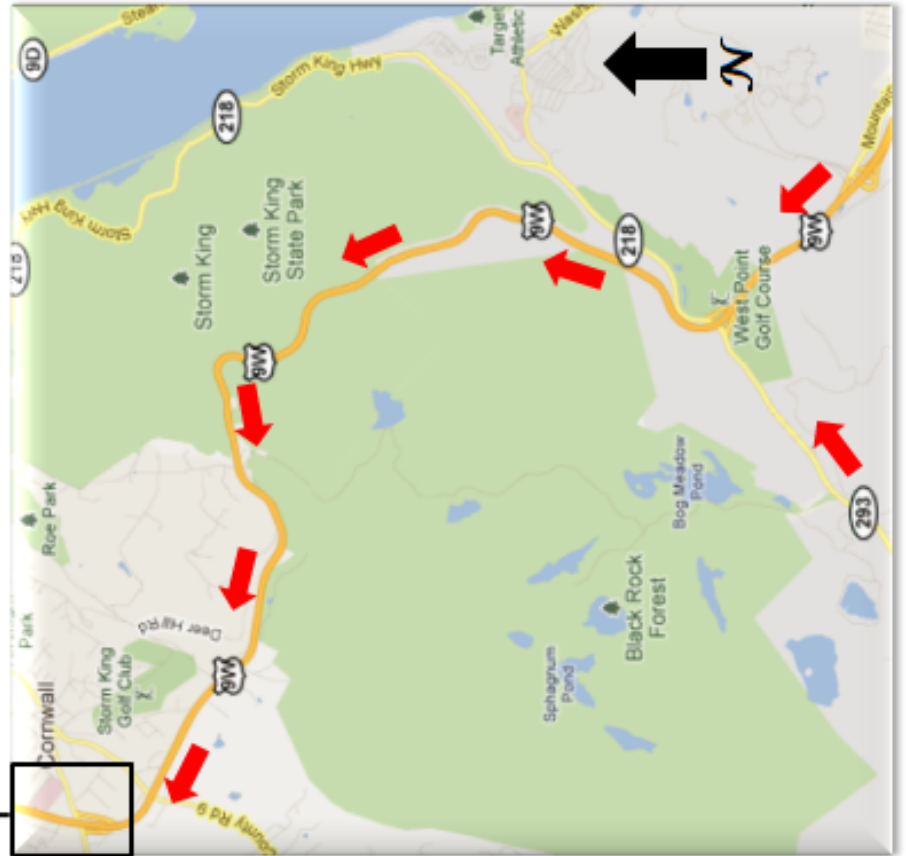
- North on Route 293 or 9W.
- Exit onto Route 218 N (approx. 1.2 miles to Washington Road Gate).
- Enter Installation via Washington Road Gate.
- Keller Army Community Hospital is on the left (approx. 3/10 miles from Washington Road gate).

**LOCAL STRIP MAP TO  
KELLER ARMY COMMUNITY HOSPITAL  
Phone #: (845) 938-4004**



Tab 10A – Strip Map – Keller Army Community Hospital

**LOCAL STRIP MAP TO  
ST. LUKES WOUND CARE CENTER  
&  
ST. LUKES CORNWALL HOSPITAL  
Phone #: (845) 458-4512**



**DIRECTIONS**

- North on Route 293 or 9W.
- Continue North on 9W to Cornwall.
- Exit 9W onto Quaker Ave exit.
- Turn left onto Elm Street.

Tab 10B – Strip Map to St. Luke’s Cornwall Hospital