



Holiday Safety



WE ARE THE ARMY'S HOME




Garrison Safety Office (GSO)
U.S. Army Installation Management Command

The Holiday season is a time to celebrate family, friends and give thanks for our good fortunes.

Unfortunately, the Holidays can also be a time when mishaps occur. Hopefully, this presentation will remind you of the precautions we can all take to have a safe and happy Holiday season.



- Decorating with lit candles can also be a fire hazard.
- On average, there are 9,930 home fires per year caused by candles, with an annual average of 119 deaths.
- 1,043 injuries
- \$144.5 million in property damage associated.
- 1/6th of fires started by candles occur in December.
- Keep candles away from decorations and other combustible materials, and do not use candles to decorate Christmas trees



Avoiding Accidents is a 24/7 Job, whether at work or at home. Safety is the Key.

- Survey the Scene.
- Plan the Job carefully.
- Analysis the risks.
- Make corrections when necessary.
- Do the job safely and with pride.
- Reap the benefits of a job well done.



Check The Halls for Fire Safety

- Take fire safety very seriously.
- Checking fire extinguishers and smoke alarms should be done regularly whether at work or at home.
- Twice a year conduct fire drills at work and at home. When was the last time you reviewed your fire escape plan?
- Keep Christmas trees away from ignition sources.
- Keep fresh tree stands filled with water.
- Dried out Christmas trees are a fire hazard
- Check each set of tree and outdoor lights for frayed, loose, broken bulbs, and loose connections.
- Throw away damaged light sets.
- Don't overload outlets.
- Turn off lights when in bed or when not home.



Decking the Halls Safely



- Keep sharp or breakable decorations way from little ones.
- Watch glass bulbs around pets.
- Use spray snow labeled non-toxic. Keep tinsel, spun glass “angel hair” or bubble lights and trimmings out of reach of little children.
- Keep holiday plants away from children and pets.

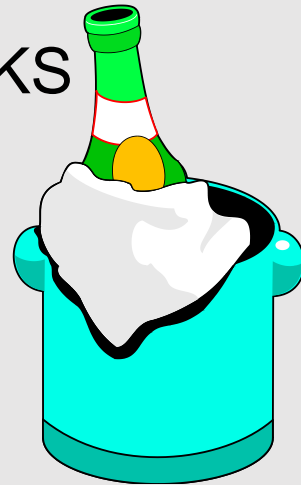
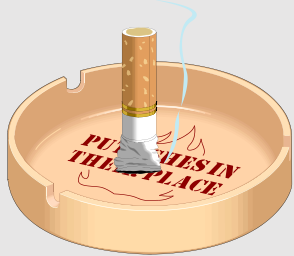
Holiday Cooking

- Turn handles on pots and pans inward on stove.
- Do not leave cooking unattended.
- Do not leave foods that require refrigeration out too long (spoiled foods).
- Fire Detectors
- Test them monthly.



Celebrations

- Take your role as host seriously.
- Ensure Designated Drivers are available.
- Offer a place to stay.
- Provide plenty of food so guests will not drink as much.
- Don't push drinks.
- Use caution for smokers and loose ashes.
- If at a public setting, **DO NOT LEAVE YOUR DRINKS UNATTENDED!**
- Avoid celebrations that include illegal substances.



Cold Weather Injuries and Winter Driving

- Ensure clothing is worn in layers to prevent cold weather injuries such as hypothermia, frost-bite etc.
- Winterize your vehicle.
- Reduce speed, especially during inclement weather.
- Check tires frequently i.e., wear, inflation, etc.
- Keep dry food, water and blankets for emergency situations.
- Keep cellular phone fully charged for travel.



Shopping

- Shop with a friend or family. There is safety in numbers.
- Be alert, always stay in well lit areas.
- If you carry a purse, keep it in front of your body and close to you.
- Carry your keys in your pocket. If a thief gets your purse, you will still have the keys to your house and car.
- Dress casually. Thieves and pickpockets are attracted to expensive clothes and jewelry.
- Don't flash large amounts of cash.
- Lock your car and don't leave anything in plain sight.
- Avoid parking next to vans where thieves can hide.
- Check your car for uninvited guests prior to getting in.
- Don't over burden yourself with packages.



TOY BUYING SAFETY

- Select Toys to suit age, abilities, skills & the child's interest.
- For infants & toddlers, avoid toys with small parts (choking).
- Don't buy electric toys with heating elements for children under 8.
- Read the label and use the age guidelines for that toy.
- Look for sturdy construction and tightly secured small parts.
- Discard plastic wrappings immediately (suffocation hazard).
- Call Consumer Product Safety Commission (CPSC) hotline 800-638-2772 to report dangerous toys.
- Check the government recall list on the internet at www.cpsc.gov.



Travel Considerations

- Expect increased security at the airports (allow more time).
- Have a picture ID ready (avoid using Federal ID overseas).
- Don't leave bags unattended or carry one for strangers.
- Keep carry-on luggage light & store under the seat in front of you.
- Watch for heavy items stored over your head.
- Pack any medicines or dietary needs in your carry-on bag.
- Dress for the climate you are going to.
- Wear loose fitting natural fiber clothes, avoid synthetics.
- Wear long pants & sleeves and low-heeled leather or tennis shoes.



Travel Considerations (Cont.)

- Listen to your pre-flight safety briefing.
- Read the safety data card in the seat pocket to your front.
- Know where the emergency exits are from your seat (count rows).
- Wear your seatbelt and keep it on even if the light is not illuminated.
- If traveling overseas, contact DOC Office of Security's Anti-Terrorism Division for a travel briefing prior to departure.



Safety during shopping.

- Teach little ones to go to a store clerk or security guard if you get separated.
- Keep children under 4 yrs in strollers and supervise the closely.
- If you use shopping carts, always use seat belts. Stay close to the cart, don't let children stand or push the carts.
- Children see shiny things and touch them, break them. Teach them to not touch everything. You may save them a cut.



- Don't be an easy victim to violent crime
- Stay alert at all times, pay attention to your surroundings.
- Park in well lit areas, lock your car, hide packages in trunk. Be alert in parking garages and decks.
- Don't overload yourself with packages
- Watch for ice and snow in parking areas
- Have keys ready in hand before heading to parking lot.



The Best part of the holidays; You should see their faces!

- Give safe toys appropriate for ages.
- Avoid toys that can be swallowed easily, have sharp edges, points, or heating elements.
- Include helmets and other protective gears when giving bicycles, skates or skateboards.
- Don't throw gift wrappings in a fireplace, it can cause flash fires.
- Throw away all toy packaging right away, they can be choking and suffocation hazards.



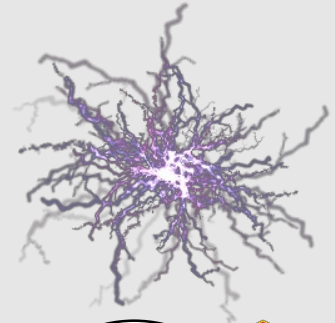
Help Santa Make it Down the Chimney Safely.

- Inspect and clean fireplaces, woodstoves, and chimneys regularly to avoid chimney fires.
- Never burn paper or pine boughs that can float and start the house on fire.
- Be cautious with portable and space heaters.
- Make sure all of these heating appliances are vented properly.
- Learn the signs and symptom and treatment of carbon monoxide poisoning.



Electric Shock and Falls of a Lifetime.

- When installing outside Christmas lights .
- Use UL or FM approved extension cords and lights. Make sure cords can handle the intended load . Use surge protector when needed.
- Inspect cords and lights, for broken, and frayed wiring, and bulbs. Make sure 3-prongs cords used are grounded properly.
- Use three points of contact on ladders, follow safe procedures when using ladders. Beware of overhead power lines.
- Beware of frost, ice, and other slip potential when working on roofs, and working up high. Tie off if necessary.
- Unplug lights when using staple guns to secure lights to buildings.



Winter Driving, Party Celebrating and Being Safe.

- Drive with speeds appropriate for road conditions.
- Slow down, take extra time to get there.
- Be prepared for ever changing winter driving conditions.
- Wear your seat belt.
- Pay attention to the road.



12 Hours to Christmas...


- 12 Pack of Beer.
- 11 Pickled Eggs.
- 10 Corny Jokes
- 9 Brawling Miners
- 8 Broken Chairs
- 7 Cops a chasing.
- 6 Side-swiped cars
- 5 Arresting Officers



12 Hours to Christmas...

- 4 Kicked in doors
- 3 Terrified kids
- 2 Days in Jail
- And pickup truck stuck in the neighbor's eaves.

Be Responsible Don't Drink & Drive



Have another beer dude, tomorrow you won't find it nearly as funny.

- **Greg Masnick (Director)-** **571-801-2050**
- **Anthony Woodard (Deputy)** **-2055**
- **Charlie Woodward (HAAF)** **-7538**
- **William Pendleton (Safety Specialist)** **-2058**
- **Joshua Butcher (Safety Specialist)** **-2057**
- **Mark Bush (Safety Specialist)** **-2054**

usarmy.stewart.eusag.list.gso-all@army.mil

1791 Gulick Ave,

Bldg 709, Rm 214

Fort Stewart, GA 31314-5660

