CLOSURE REPORT ADDENDUM

FACILITY ID. NO. 9-089105
UST #76

APRIL 3, 1998

NOTE: PLEASE INSERT THIS ADDENDUM INTO THE CLOSURE REPORT SUBMITTED TO THE USTMP IN JULY 1997

CLOSURE REPORT

Waste Oil Tank
Building 1223, Tank #76
Facility ID #: 9-089105

Fort Stewart, Georgia

Prepared by

Fort Stewart Directorate of Public Works, Environmental Branch

June 1997

Fort Stewart, Georgia
Underground Storage Tank Removal and Closure Report

Table of Contents

Item	***Tab***
Georgia Closure Form	1
Site Maps	5
EPA Form 7530-1 & Field Assessment Methods	6
Laboratory Data Summary (Tank Removal and GW)	7
Manifests	9
Fort Stewart Area Map	10

Prepared by

Fort Stewart Directorate of Public Works, Environmental Branch

Georgia Department of Natural Resources

Environmental Protection Division
Underground Storage Tank Management Program
4244 International Parkway, Suite 104, Atlanta, Georgia 30354
Lonice C. Barrett, Commissioner
Harold F. Reheis, Director
(404)362-2687

CLOSURE REPORT FORM

Please complete the following form, include the listed items and check all of the boxes that apply. This form can be used as a Closure Report, provided documentation is attached when specified, to substantiate the information on this form, as outlined in the guidance document "So You Want to Close an UST?" (GUST-9). If one of the items does not apply to your tank closure, please provide a written explanation for the omission. If soil was excavated and disposed of, be sure to complete the applicable sections and attach the proper disposal documents.

1. Owner of UST System:

Name: Department of the Army
Phone Number: (912) 767-1234/2010
Company: US Army
Address: HQ, 3d Infantry Division (Mechanized) & Ft Stewart
Fort Stewart (city) GA (state) 31314-5000 (zip code)

I hereby certify that the information contained in this Closure Report and in all the attachments is true, accurate, and complete, and the Closure Report satisfies all criteria and requirements of Rule 391-3-15-.09 of the Georgia Rules for Underground Storage Tank Management.

Signature:_____ Date:_____

2. UST System Site Location:

Facility Name: FT STEWART/ FAC 1223
Street Address: FAC 1223
Fort Stewart (city) GA (state) 31314-5000 (zip code)
Facility ID#: 9-089105

3. Contractor Certification:

I hereby certify that I have performed or supervised the work detailed in this report, and have examined and am familiar with the information submitted in this and all attached documents. The submitted information is, to the best of knowledge, true, accurate, complete, and in accordance with the Georgia Rules for Underground Storage Tank Management, revised February, 1995.

Name: Anderson Columbia Environmental, Inc
Address: P.O. Box 1386
Lake City, Florida 32056-1386

Signature: [signature] Date:_____

4. Site-specific Hydrogeology:

Depth to Groundwater: 4.82 ft, if encountered (See TAB 6 for site specific data)

☐ Not Applicable

5. Site Map: Include the following items on an attached site map: (See TAB 5)

- Tank Pit Area
- Piping Trenches
- Dispensers
- Sewer Lines (if present)
- Water Lines
- Tanks with their ID#s, corresponding to the Notification Form 7530-1
- Sample Locations (with sample numbers and depths)
- Scale 1 in = 40 ft
- North Arrow

6. Tank Removal:

- Date of Removal: JUNE 1995
- Tank Information:

Tank #	Tank Size (gallons)	Tank Contents
76	1,000	USED OIL

(This information should correspond to the 7530-1 Form.)

- Attach Amended Notification Form 7530-1 (SEE TAB 6)
- Describe Soil Sampling Procedures (and groundwater, if encountered): Sampling procedures for both tank removal activities and the subsequent groundwater investigation are provided in TAB 6.

7. Laboratory Analytical Data: The following items must be included on attached copies of the data:

- Laboratory Method
- Date of Sampling
- Date of Analysis
- Detection Limits
- Signed Chain of Custody
- Quality Control Data

SEE TAB 7 for analytical data (Tank removal and Groundwater Investigation)

8. Regulated Substance Released: Check the applicable box(es).

☐ Gasoline ☐ Diesel ☐ Kerosene ☒ Used Oil ☐ Other _____

9. Excavation and Treatment/Disposal of Contaminated Soil:

- Attach Soil Disposal Manifests
- Volume of Soil Excavated (less than 6 ft from USTs and 4 ft from piping or dispenser islands)

_____ Tons OR _____ yd^3

☒ Not Applicable

10. Local Water Resources: *Attach documentation only if Table B Soil Threshold Values and/or In-Stream Water Quality Standards are proposed for soil disposal, or No Further Action Required status.* Check the applicable box(es).

☐ Drinking water supplies are NOT located in:

*High or average groundwater pollution susceptibility area**:
Public water systems within 2.0 miles and
Non-public water systems within 0.5 mile

OR

*Low groundwater pollution susceptibility area**:
Public water systems within 1.0 mile and
Non-public water systems within 0.25 mile

* As defined by the Groundwater Pollution Susceptibility Map of Georgia.

☒ Streams, Lakes, and Ponds: MILL CREEK
Distance to closest surface water body: _____ mile(s) or 3,000 feet

☐ Not Applicable

11. Conclusions or Recommendations: Choose one.

☒ Clean Closure, thus No Further Action is Required.

☐ Soil Excavated Within the Limits Specified in Question 7 (GUST-9) and Transported to an EPD Treatment/Disposal Facility, Thus No Further Action is Required.

INFORMATION ON MAPS

MAP #1: Provided to Installation by SAIC after groundwater investigation

MAP #2: As-built drawing of motorpool with 1,000 gallon UST shown (This UST is located near Bldg 1223 which was formerly know as T-2197).

MAP #3: Provided to Installation by ACE after removal of UST

NOTE: This UST was used to store waste oil and DID NOT have a dispenser. Piping is shown on Map #2.

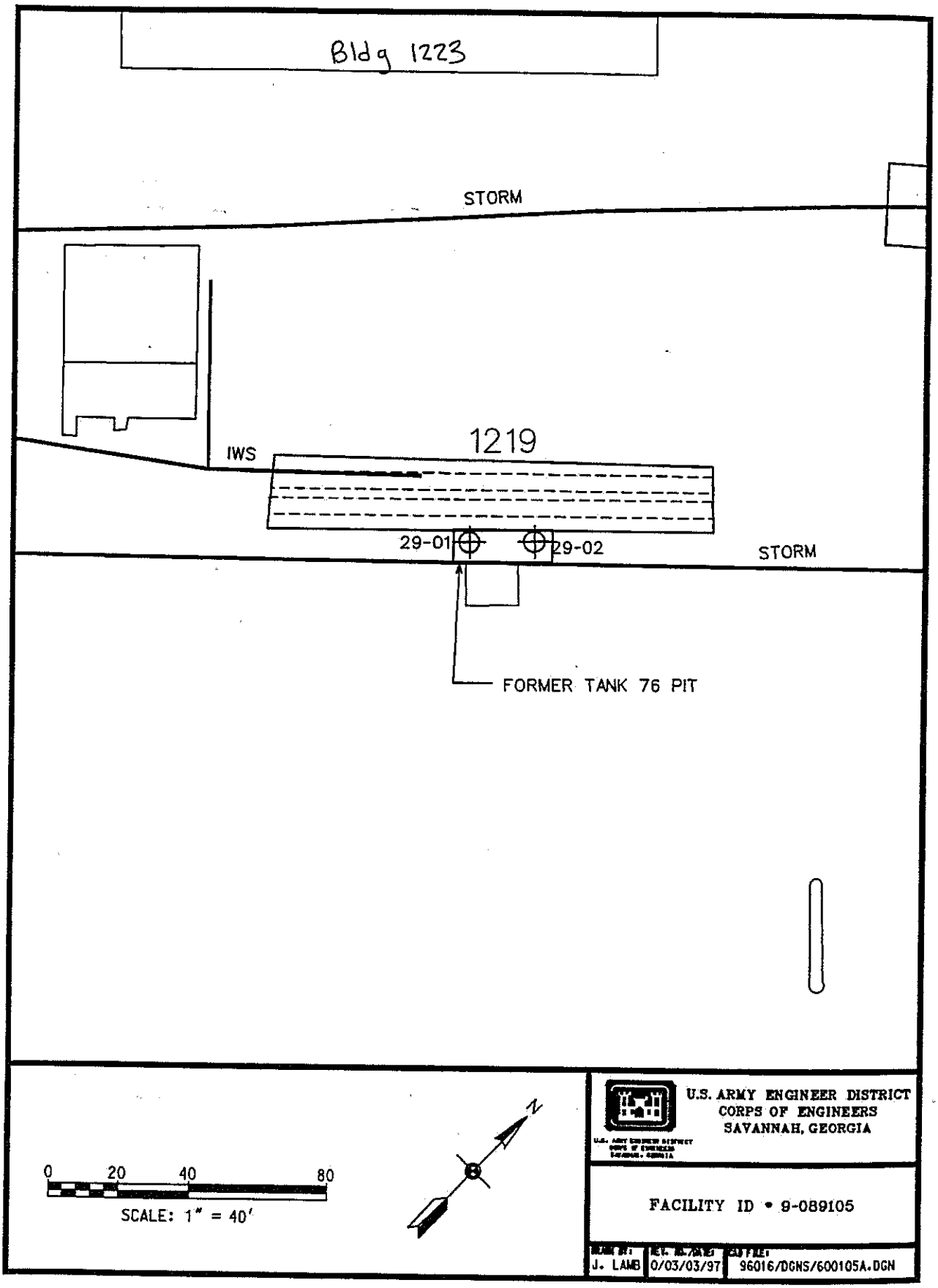
Bldg 1223
STORM
1219
IWS
29-01
29-02
STORM
FORMER TANK 76 PIT
0
20
40
80
SCALE: 1" = 40'
N
U.S. ARMY ENGINEER DISTRICT
CORPS OF ENGINEERS
SAVANNAH, GEORGIA
FACILITY ID • 9-089105
J. LAMB
0/03/03/97
96016/DGNS/600105A.DGN

Map #1

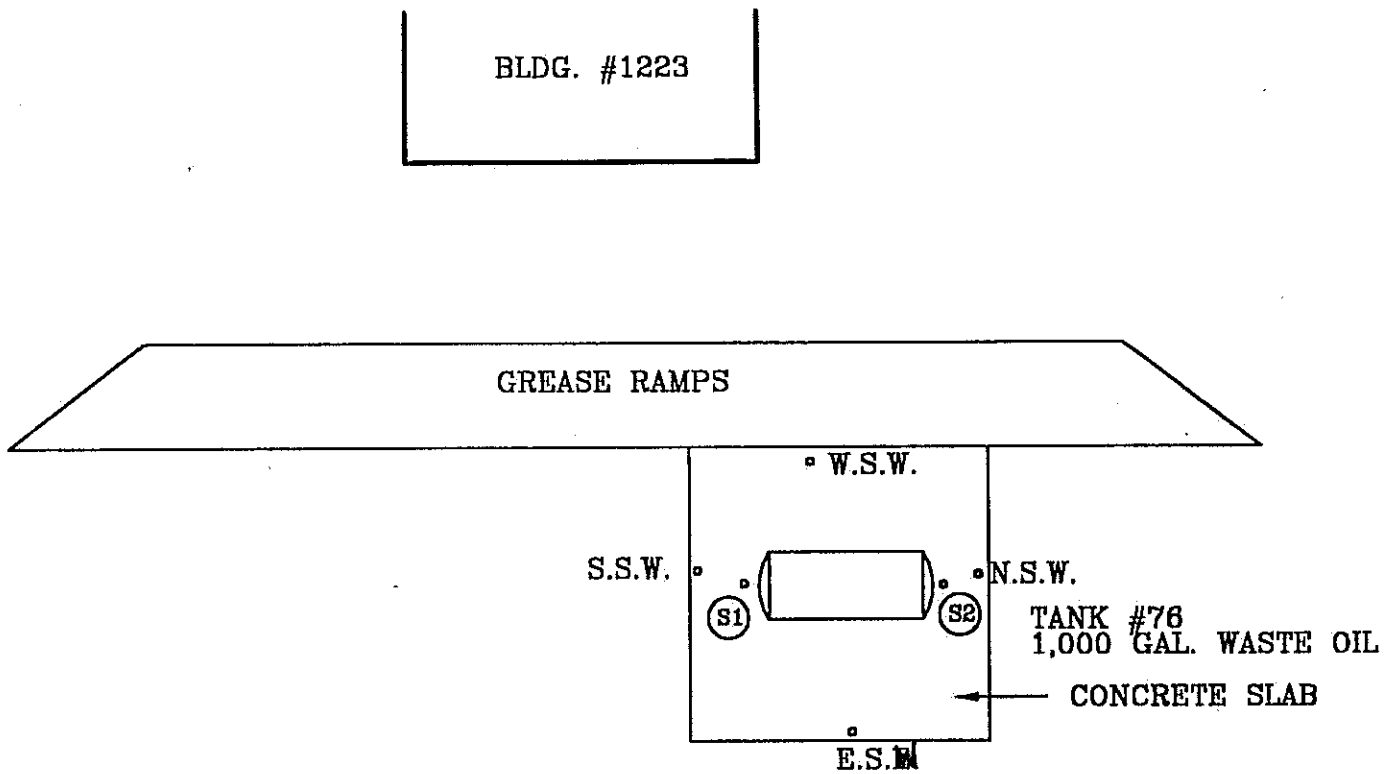

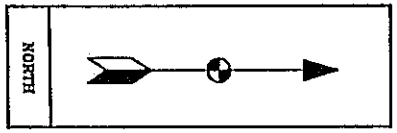

Map #3

LEGEND/REF. DRWG.'S	ANDERSON COLUMBIA ENVIRONMENTAL, INC. P.O. BOX 1386 LAKE CITY, FLORIDA 32056 (904) 755-1196	JOB #8084 – FT. STEWART
TANK SIZE: 1,000 GAL. U.S.T. TANK PIT DIMENSIONS: 10' WIDTH, 12' LENGTH, 12' DEPTH	DR. N.A.M. CH'D ____ DR. APP. ____ ENGR. ____ ENGR.'S DEPT. ____ DATE 1-7-96 SCALE N.T.S.	LOCATION: BLDG. #1223 TANK #76 ; Facility ID# 9-089105 DRAWING NO.: 27

CLOSURE REPORT ADDENDUM
UST #76, FACILITY ID. NO. 9-089105

CLOSURE OF PIPING
TAB 6

The undersigned certifies that the piping associated with former Tank #76, located at Building 1223, Fort Stewart, Georgia, was purged and cleaned by our contractor, Anderson Columbia Environmental, prior to abandoning the piping in-place. In-place closure consisted of placing an absorbent sock in the pipe and then grouting the ends (i.e., the end at the tank and the end in the motorpool bay).

The undersigned also certifies that the piping at this facility was associated with Tank #76, which was used for storage of waste oil. The piping was not greater than 25 feet, and in accordance with GUST Rules, sampling is not required.

Name: Dale F. Kiefer Title: Chief, Environmental Natural Resources Division

Signature: Dale F Kiefer Date: 3 April 98

STATE OF GEORGIA
NOTIFICATION DATA FOR UNDERGROUND STORAGE TANK

state use only

Part I: Facility Data

FACILITY ID NUMBER: 9-089105

OWNER'S ID: 197

INITIAL DATE RECEIVED: 05-06-1986

DATE AMENDED LAST:

NOTIFICATION TYPE: [ ] New [X] Amended [X] Closure

OWNERSHIP OF TANK(S): NUMBER OF TANK(S): 2

Name : US ARMY/FT STEWART
Mailing Address: HQ 24TH INF DIV (M) ,AFZP-DEV/BLDG 1139
City : FT STEWART State : GA Zip Code: 31314-5000
Phone: (912) 767-1071 County: LIBERTY

TION OF TANK(S):

Name : FT STEWART/FAC 1223
Street Address: FAC 1223
City : FT STEWART State : GA Zip Code : 31314-500(
County: LIBERTY Latitude: : : Longitude: : :
Phone : ( ) -

OWNER TYPE: [X] Federal [ ] State [ ] Local [ ] Commercial [ ] Private

FACILITY TYPE(S):

[ ] Gas Station
[ ] Petroleum Dist
[ ] Air Taxi (Airport)
[ ] Aircraft Owner
[ ] Auto Dealership
[ ] Railroad
[ ] Hospital
[ ] Local Government
[ ] State Government
[ ] Fed Non-Military
[X] Fed Military
[ ] Commercial
[ ] Industrial
[ ] Educational
[ ] Contractor
[ ] Truck/Transport
[ ] Utilities
[ ] Farm
[ ] Residential
[ ] Other

CONTACT PERSON IN CHARGE OF TANK(S):

Name : US ARMY/FT STEWART Title: JOHN SPEAR/ENV ENG
Address: HQ 24TH INF DIV (M), AFZP-DEV/BLDG 1139
ity : FT STEWART State: GA Zip Code: 31314-500(
hone : (912) 767-1071

STATE OF GEORGIA
NOTIFICATION DATA FOR UNDERGROUND STORAGE TANK

Part II: Tank Data

FACILITY ID	9-089105				
TANK ID	76				
us of Tank					
rrently In Use	X				
mp. Out of Use					
rm. Out of Use	X				
te of Installation	01-01-1981				
e	14				
t. Total Capacity	1,000				
rial of Construction					
sphalt or Bare Steel	X				
ath. Protected Steel					
poxy Coated Steel					
omposite					
iberglass Reinf. Plas.	X				
ined Interior					
ouble Walled					
oly. Tank Jacket					
oncrete					
xcavation Liner					
nknown					
explanation					
Date Tank Repaired					
ing Material					
Bare Steel	X				
Galvanized Steel					
Fiberglass					
Copper					
Cathodically Protected					
Double Walled					
Secondary Containment					
Unknown					
Other, explanation					
Date Piping Installed					
iping Type					
Suction: No Valve					
Suction: Valve					
Pressure					
Gravity Fed					
Date Piping Repaired					
Substance Stored in Tank					
Gasoline					
Diesel					
ohol					
sene					
cing Oil	X				
Used Oil					
Propane					
Empty					
Other, explanation					

STATE OF GEORGIA
NOTIFICATION DATA FOR UNDERGROUND STORAGE TANK

Part II: Tank Data

FACILITY ID	9-089105				
TANK ID	76				
Substance Stored in Tank					
Hazardous Substance					
CERCLA Name					
CAS Number					
Mixture					
Mixture, Specification					
Out of Use/Change Service	Tank	Piping			
Est. Date Last Used	04-95				
Est. Date Closed					
Removed from Ground	06-95				
Closed in Ground					
Filled with Inert Mat.					
Change in Service					
Site Assessment Compl.					
Leak Detected					
Installation					
Certified by Mfc					
Certified by Imple Agn.					
Inspected by Engineer					
Checklists Completed					
Other Allowed Method					
Method Description					
Release Detection	Tank	Piping			
Tank Tightness Testing					
Inventory Controls					
SIR					
Automatic Tank Gauging					
Inter. Mon./Double Wall					
Groundwater Monitoring					
Manual Tank Gauging					
Vapor Monitoring					
Inter. Mon./Sec. Cont.					
Auto. Line Leak Detect.					
Line Tightness Testing					
Other Method					
Other Description					
Spill and Overfill					
Date Overfill Device					
Date Spill Device					
Installer Certification					
Name					
Position					
Company					
Date					

STATE OF GEORGIA
NOTIFICATION DATA FOR UNDERGROUND STORAGE TANK

Part III: Certifications

OATH OF INSTALLATION: I certify the information concerning installation of the UST system, release detection, and spill/overflow protection specified in Part II-Tank Data is true to the best of my belief and knowledge.

Installer:

Company _____ Company Address _____

Authorized Representative _____ Signature _____ Date

Title _____ Telephone Number (include Area Code)

CERTIFICATION: I certify under penalty of law that I have personally examined and am familiar with the information submitted in this and all attached documents, and that based on my inquiry of those individuals immediately responsible for obtaining the information, I believe that the submitted information is true, accurate, and complete.

Owner: JOHN H. SPEARS
Owner Name

Chief, Environmental Branch
Title

Owner's Signature _____ Date

TAB 6
FIELD ASSESSMENT METHODS (Groundwater Investigation)

The groundwater investigation at the site included the following activities:

1. Drill two soil boreholes located within the former tank pit down to the local water table using a hollow-stem auger rig.

2. Continuously collect soil samples from 2.5 foot intervals during borehole drilling and perform field headspace gas analysis on each sample to determine organic vapor concentration.

3. Select soil samples for laboratory analysis according to the criteria noted below for each borehole drilled. Chemical parameters for soil samples submitted for laboratory analysis included BTEX, PAH, and TPH.

In boreholes where organic vapors were detected, collect one soil sample from the 2.5-foot interval where the highest vapor concentration was encountered, and the other from the 2.5-foot interval located immediately above or at the water table.

In boreholes where no organic vapors were detected, collect no soil samples for chemical analysis.

4. Upon reaching the water table, collect one groundwater sample from each borehole using a Hydropunch II or similar sampling device. Chemical parameters for groundwater samples submitted for laboratory analysis included BTEX and PAH.

GROUNDWATER DEPTH MEASUREMENTS AND CALCULATED GROUNDWATER ELEVATIONS

Tanks	Borehole	Water Level Depth	Ground Surface Elevation	Water Level Elevation
76	29-01	4.82 feet BGS	75.32 feet MLS	70.50 feet MLS
	29-02	13.68 feet BGS	75.48 feet MLS	61.80 feet MLS

TAB 6

FIELD ASSESSMENT METHODS (Tank Removal)

SOIL SAMPLES

Soil samples for analytical testing were collected by Anderson Columbia Environmental, Inc. (ACE) personnel two (2) feet below both ends of the excavated tank and from the sidewalls of the former tank pit (i.e., six (6) samples). Soil samples were collected into precleaned, labeled laboratory sample bottles and immediately placed on ice. The samples were shipped under Chain of Custody to the Corps of Engineers contract laboratory, James H. Carr & Associates, Inc., Environmental Services, located in Columbia, South Carolina.

Soil samples for field screening were collected by ACE personnel from each side of the excavation and from the bottom of the excavated tank pit. Soil samples were collected at various intervals and soil vapors were withdrawn for volatile organic compounds (VOCs) with a Heath PORTA-FID II, Model No. 8000 Flame Ionization Detector (FID) fitted with a membrane filter. Calibration was performed prior to field sampling with a 100 ppm methane/air mixture.

FID readings of soil samples were collected by filling a clean glass jar one-half full with soil, capping the jar with clean aluminum foil and allowing conditions to equilibrate for approximately 15 minutes. The tip of the FID was then carefully inserted through the aluminum foil and an air sample from the jar's headspace was analyzed for total VOCs.

CLOSURE REPORT ADDENDUM
UST #76, FACILITY ID. NO. 9-089105

LABORATORY ANALYTICAL DATA
TAB 7

The contract laboratory for the samples collected at this site (Tank #76, Facility Id. No. 9-089105) was General Engineering Laboratory, a subcontractor of Science Application International Corporation. The Installation reviewed the laboratory data submitted with the closure report, and agree that the methodology used by the laboratory and the detection limits for compounds found above the detection limit was not provided. This information is contained in the attachment to this "coversheet", and should be added to Tab 7 of the Closure Report submitted in July 1997 for clarification.

GENERAL ENGINEERING LABORATORIES

Meeting today's needs with a vision for tomorrow.

STATEMENT ON LABORATORY DETECTION LIMITS

General Engineering has been performing chemical analysis on soil and groundwater samples for SAIC managed Ft. Stewart, GA, UST CAP Part-A and CAP Part-B Investigations for the past two years.

In the course of these studies GEL has employed appropriate EPA SW-846 protocols according to Methods 8020 for BTEX compounds, 8270 for PAH compounds, and modified 8015 for TPH-GRO and TPH-DRO components.

In performance of these methods the laboratory has consistently maintained analyte reporting levels of:

Analyte	Soil ug/Kg	Water ug/L
Benzene	5	5
Toluene	5	5
Ethylbenzene	5	5
Xylenes	10	10
PAHs	330	10
	mg/Kg	mg/L
TPH-GRO	5	0.1
TPH-DRO	4	0.1
TPH	10	0.2

Analytical method detection levels (MDLs) have been maintained at the following levels:

Analyte	Soil ug/Kg	Water ug/L
Benzene	2	2
Toluene	2	2
Ethylbenzene	2	2
Xylenes	4	4
PAHs	70	2
	mg/Kg	mg/L
TPH-GRO	2	0.05
TPH-DRO	2	0.05
TPH	4	0.1

P O Box 30712 • Charleston, SC 29417 • 2040 Savage Road • 29414

(803) 556-8171 • Fax (803) 766-1178

When an analyte was observed between the laboratory MDL and the reporting level, an estimated ("J") value was reported. If an analyte is not determined above the MDL, the laboratory will report the reporting level as a "U" (undetected). The above reporting levels and MDLs are applicable for all values reported for these analyses. For example, when a Benzene concentration of 500 ug/Kg is reported the associated reporting level is 5 ug/Kg and the associated MDL is 2 ug/Kg.

Soil data has been reported on a dry weight basis. This introduces a correction factor based on the moisture content found in each sample for both positive values and for the reporting level and MDL. For example, when a soil sample's reporting level is corrected for its percent moisture (say 10% moisture), the dry weight reporting level for benzene becomes 5.5 ug/gm and the MDL becomes 2.2 ug/gm. Therefore soil reporting levels will vary based on the moisture.

These reporting protocols follow current EPA direction.

GEL attempted in every sample analysis to achieve the requirements of GUST for soil and groundwater analyses. However, in some cases, it was not possible to achieve standard MDLs and reporting levels for each individual analyte. When a single analyte is found in the sample at high concentrations (example: xylenes at 5,000 ug/Kg), the sample must be diluted to properly quantify the level of that analyte. Dilution of the sample for one analyte will dilute the sample for all other analytes, raising the reporting levels for those analytes by the multiple of the dilution factor (example: a dilution of 1:10 will raise reporting levels of benzene to 50 ug/Kg). At other times concentrations of undetermined contaminants will require samples to be diluted, causing reporting levels and MDLs to become elevated.

The data produced for these Ft. Stewart UST Investigations was determined using approved EPA methodology by qualified analytical chemists. It has been reviewed by the laboratory and is considered technically sound and defensible.

Name: Robert L. Pullano Title: Quality Systems Manager

Signature: Robert L. Pullano Date: 1 April 98

GENERAL ENGINEERING LABORATORIES
PO Box 30712 • Charleston, SC 29417 • 2040 Savage Road • 29407
(803) 556-8171 • Fax (803) 766-1178

LABORATORY ANALYTICAL RESULTS

Analytical results for UST #76 with the corresponding data validation and chain of custody is provided for your use and convenience. The analytical results from the groundwater investigation (Fall 1996) is followed by the analytical results from the UST removal (June 1995). All contaminants detected above their respective detection limits have been highlighted.

NOTE: Map #1, included in Tab 5, indicate sampling locations for the groundwater investigation. Map #2, also included in Tab 5, indicate sampling locations from the tank removal.

Investigation: 29

	Station	**29-01**	**29-01**	**29-02**
	Sample ID	**2901A1**	**2901B1**	**2902B1**
	Date Collected	**9/18/96**	**9/18/96**	**9/18/96**
	Depth	**1.0 - 2.5 FT**	**2.5 - 5.0 FT**	**2.5 - 5.0 FT**
	GDNR Level			
Polynuclear Aromatic Hydrocarbons	**MG/KG**	**MG/KG**	**MG/KG**	**MG/KG**
2-Chloronaphthalene	NA	0.362 U	1.51 U	0.407 U
Acenaphthene	NA	0.362 U	1.51 U	0.407 U
Acenaphthylene	NA	0.362 U	1.51 U	0.407 U
Anthracene	NA	0.362 U	1.51 U	0.407 U
Benzo(a)anthracene	NA	0.362 U	1.51 U	0.407 U
Benzo(a)pyrene	NA	0.362 U	1.51 U	0.407 U
Benzo(b)fluoranthene	NA	0.362 U	1.51 U	0.407 U
Benzo(g,h,i)perylene	NA	0.362 U	1.51 U	0.407 U
Benzo(k)fluoranthene	NA	0.362 U	1.51 U	0.407 U
Chrysene	NA	0.362 U	1.51 U	0.407 U
Dibenzo(a,h)anthracene	NA	0.362 U	1.51 U	0.407 U
Fluoranthene	NA	0.362 U	1.51 U	0.407 U
Fluorene	NA	0.362 U	1.51 U	0.407 U
Indeno(1,2,3-cd)pyrene	NA	0.362 U	1.51 U	0.407 U
Naphthalene	NA	0.362 U	1.51 U	0.407 U
Phenanthrene	NA	0.362 U	1.51 U	0.407 U
Pyrene	NA	0.362 U	1.51 U	0.407 U
	GDNR Level			
Petroleum Hydrocarbons	**MG/KG**	**MG/KG**	**MG/KG**	**MG/KG**
Total Petroleum Hydrocarbons	NRC	119 =	66 =	11 U
	GDNR Level			
Volatile Organics	**MG/KG**	**MG/KG**	**MG/KG**	**MG/KG**
Benzene	0.008	0.0055 U	0.0057 U	0.0062 U
Ethylbenzene	10	0.0055 U	0.0057 U	0.0062 U
Toluene	6	0.0055 U	0.0057 U	0.0062 U
Xylenes, Total	700	0.0055 U	0.0057 U	0.0062 U

NRC - No Regulatory Criteria
NA - Not Applicable, the health based threshold level would be exceeded only if free product conditions existed

U - Indicates the compound was not detected at the concentration reported.
J - Indicates that the value for the compound is an estimated value.
UJ - Indicates the compound was not detected at the reported concentration and the concentration was estimated.
= - Indicates the compound was detected at the concentration reported.

Soil Analytical Results for the
Facility ID #9-089105, UST 76, Site Investigation

Investigation: 29

	Station	**29-01**	**29-02**
	Sample ID	**2901W2**	**2902W2**
	Date Collected	**9/18/96**	**9/18/96**
	Depth	**5.0 - 8.0 FT**	**9.0 - 14.0 FT**
	EPA MCL		
Polynuclear Aromatic Hydrocarbons	**UG/L**	**UG/L**	
2-Chloronaphthalene	NA	10 U	IV
Acenaphthene	NA	10 U	IV
Acenaphthylene	NA	10 U	IV
Anthracene	NA	10 U	IV
Benzo(a)anthracene	NA	10 U	IV
Benzo(a)pyrene	0.2	10 U	IV
Benzo(b)fluoranthene	NRC	10 U	IV
Benzo(g,h,i)perylene	NA	10 U	IV
Benzo(k)fluoranthene	NRC	10 U	IV
Chrysene	NRC	10 U	IV
Dibenzo(a,h)anthracene	NRC	10 U	IV
Fluoranthene	NA	10 U	IV
Fluorene	NA	10 U	IV
Indeno(1,2,3-cd)pyrene	NRC	10 U	IV
Naphthalene	NA	10 U	IV
Phenanthrene	NA	10 U	IV
Pyrene	NA	10 U	IV
	EPA MCL		
Volatile Organics	**UG/L**	**UG/L**	**UG/L**
Benzene	5	5 U	5 U
Ethylbenzene	700	5 U	5 U
Toluene	1000	5 U	5 U
Xylenes, Total	10000	5 U	5 U

NRC - No Regulatory Criteria
NA - Not Applicable, the health based threshold level would be exceeded only if free product conditions existed
IV - Insufficient volume to collect sample for analysis

U - Indicates the compound was not detected at the concentration reported.
J - Indicates that the value for the compound is an estimated value.
UJ - Indicates the compound was not detected at the reported concentration and the concentration was estimated.
= - Indicates the compound was detected at the concentration reported.

Groundwater Analytical Results for the
Facility ID #9-089105, UST 76, Site Investigation

SAMPLE ID- #76-T1-S1
LOCATION- FT. Stewart
SAMPLE NUMBER- 7988
SAMPLE MATRIX- SOIL

DATE SAMPLED- 06/21/95
TIME SAMPLED- 1520
DATE RECEIVED- 06/23/95

TIME RECEIVED- 1140
DELIVERED BY- Greyhound
RECEIVED BY- DH
SAMPLER- Lamar L. Kennedy

ANALYSIS	RESULT	UNITS	DET. LIMIT	DATE PREPARED	DATE ANALYZED	METHOD	DIL. FACTOR
% SOLIDS	86.5	%	0.01		07/07/95		
TOT. PET. HYDROCARBONS-OIL	903	mg/Kg	11.6	07/06/95	07/12/95	9071	
VOLATILE ORGANIC COMPOUNDS					07/04/95	8020	
BENZENE	<1.16	ug/Kg	1.16				
TOLUENE	34.6	ug/Kg	1.16				
CHLOROBENZENE	<1.16	ug/Kg	1.16				
M,P-XYLENES	187.	ug/Kg	1.16				
O-XYLENES	109.	ug/Kg	1.16				
ETHYL BENZENE	<1.16	ug/Kg	1.16				
1,2-DICHLOROBENZENE	<1.16	ug/Kg	1.16				
1,3-DICHLOROBENZENE	<1.16	ug/Kg	1.16				
1,4-DICHLOROBENZENE	<1.16	ug/Kg	1.16				
SURROGATE BROMOFLUOROBENZENE	93.8	% Recovery					
SURROGATE aaa-TRIFLUOROTOLUENE	63.4	% Recovery					
MTBE	<5.78	ug/Kg	5.78				
IPE	<5.78	ug/Kg	5.78				
POLYNUCLEAR AROMATIC HYDROCARB				07/05/95	07/10/95	8100	
NAPHTHALENE	<763.	ug/Kg	763.				
ACENAPHTHYLENE	<763.	ug/Kg	763.				
ACENAPHTHENE	<763.	ug/Kg	763.				
FLUORENE	<763.	ug/Kg	763.				
PHENANTHRENE	<763.	ug/Kg	763.				
ANTHRACENE	<763.	ug/Kg	763.				
FLUORANTHENE	<763.	ug/Kg	763.				
PYRENE	<763.	ug/Kg	763.				
BENZO(A)ANTHRACENE	<763.	ug/Kg	763.				
CHRYSENE	<763.	ug/Kg	763.				
BENZO(B)FLUORANTHENE	<763.	ug/Kg	763.				
BENZO(K)FLUORANTHENE	<763.	ug/Kg	763.				
BENZO(A)PYRENE	<763.	ug/Kg	763.				
INDENO(1,2,3-CD)PYRENE	<763.	ug/Kg	763.				
DIBENZ(A,H)ANTHRACENE	<763.	ug/Kg	763.				
BENZO(G,H,I)PERYLENE	<763.	ug/Kg	763.				
SURROGATE 2-FLUOROBIPHENYL	58.0	% Recovery					
SURROGATE O-TERPHENYL	MASKED	% Recovery					

SAMPLE ID- #76-T1-S2
LOCATION- FT. Stewart
SAMPLE NUMBER- 7989
SAMPLE MATRIX- SOIL

DATE SAMPLED- 06/21/95
TIME SAMPLED- 1525
DATE RECEIVED- 06/23/95

TIME RECEIVED- 1140
DELIVERED BY- Greyhound
RECEIVED BY- DH
SAMPLER- Lamar L. Kennedy

ANALYSIS	RESULT	UNITS	DET. LIMIT	DATE PREPARED	DATE ANALYZED	METHOD	DIL. FACTOR
% SOLIDS	88.3	%	0.01		07/07/95		
TOT. PET. HYDROCARBONS-OIL	683	mg/Kg	11.3	07/06/95	07/12/95	9071	
VOLATILE ORGANIC COMPOUNDS					07/04/95	8020	
BENZENE	<1.13	ug/Kg	1.13				
TOLUENE	<1.13	ug/Kg	1.13				
CHLOROBENZENE	<1.13	ug/Kg	1.13				
M,P-XYLENES	76.8	ug/Kg	1.13				
O-XYLENES	<1.13	ug/Kg	1.13				
ETHYL BENZENE	138.	ug/Kg	1.13				
1,2-DICHLOROBENZENE	<1.13	ug/Kg	1.13				
1,3-DICHLOROBENZENE	<1.13	ug/Kg	1.13				
1,4-DICHLOROBENZENE	<1.13	ug/Kg	1.13				
SURROGATE BROMOFLUOROBENZENE	99.2	% Recovery					
SURROGATE aaa-TRIFLUOROTOLUENE	70.6	% Recovery					
MTBE	<5.66	ug/Kg	5.66				
IPE	<5.66	ug/Kg	5.66				
POLYNUCLEAR AROMATIC HYDROCARB				07/05/95	07/10/95	8100	
NAPHTHALENE	<747.	ug/Kg	747.				
ACENAPHTHYLENE	<747.	ug/Kg	747.				
ACENAPHTHENE	<747.	ug/Kg	747.				
FLUORENE	<747.	ug/Kg	747.				
PHENANTHRENE	<747.	ug/Kg	747.				
ANTHRACENE	<747.	ug/Kg	747.				
FLUORANTHENE	<747.	ug/Kg	747.				
PYRENE	<747.	ug/Kg	747.				
BENZO(A)ANTHRACENE	<747.	ug/Kg	747.				
CHRYSENE	<747.	ug/Kg	747.				
BENZO(B)FLUORANTHENE	<747.	ug/Kg	747.				
BENZO(K)FLUORANTHENE	<747.	ug/Kg	747.				
BENZO(A)PYRENE	<747.	ug/Kg	747.				
INDENO(1,2,3-CD)PYRENE	<747.	ug/Kg	747.				
DIBENZ(A,H)ANTHRACENE	<747.	ug/Kg	747.				
BENZO(G,H,I)PERYLENE	<747.	ug/Kg	747.				
SURROGATE 2-FLUOROBIPHENYL	16.0	% Recovery					
SURROGATE O-TERPHENYL	MASKED	% Recovery					

Sample is being reextracted for 8100's due to low surrogates.

CARR and ASSOCIATES

SAMPLE ID- #76-E.S.W.
LOCATION- FT. Stewart
SAMPLE NUMBER- 7990
SAMPLE MATRIX- SOIL

DATE SAMPLED- 06/21/95
TIME SAMPLED- 1530
DATE RECEIVED- 06/23/95

TIME RECEIVED- 1140
DELIVERED BY- Greyhound
RECEIVED BY- DH
SAMPLER- Lamar L. Kennedy

ANALYSIS	RESULT	UNITS	DET. LIMIT	DATE PREPARED	DATE ANALYZED	METHOD	DIL. FACTOR
% SOLIDS	91.8	%	0.01		07/07/95		
TOT. PET. HYDROCARBONS-OIL	374	mg/Kg	10.9	07/06/95	07/12/95	9071	
VOLATILE ORGANIC COMPOUNDS					07/04/95	8020	
BENZENE	<1.09	ug/Kg	1.09				
TOLUENE	580	ug/Kg	1.09				
CHLOROBENZENE	<1.09	ug/Kg	1.09				
M,P-XYLENES	2290	ug/Kg	1.09				
O-XYLENES	1370	ug/Kg	1.09				
ETHYL BENZENE	<1.09	ug/Kg	1.09				
1,2-DICHLOROBENZENE	56.9	ug/Kg	1.09				
1,3-DICHLOROBENZENE	<1.09	ug/Kg	1.09				
1,4-DICHLOROBENZENE	<1.09	ug/Kg	1.09				
SURROGATE BROMOFLUOROBENZENE	92.0	% Recovery					
SURROGATE aaa-TRIFLUOROTOLUENE	97.3	% Recovery					
MTBE	<5.45	ug/Kg	5.45				
IPE	<5.45	ug/Kg	5.45				
POLYNUCLEAR AROMATIC HYDROCARB				07/05/95	07/10/95	8100	
NAPHTHALENE	<3590	ug/Kg	3590				5
ACENAPHTHYLENE	<3590	ug/Kg	3590				5
ACENAPHTHENE	<3590	ug/Kg	3590				5
FLUORENE	<3590	ug/Kg	3590				5
PHENANTHRENE	<3590	ug/Kg	3590				5
ANTHRACENE	<3590	ug/Kg	3590				5
FLUORANTHENE	<3590	ug/Kg	3590				5
PYRENE	<3590	ug/Kg	3590				5
BENZO(A)ANTHRACENE	<3590	ug/Kg	3590				5
CHRYSENE	<3590	ug/Kg	3590				5
BENZO(B)FLUORANTHENE	<3590	ug/Kg	3590				5
BENZO(K)FLUORANTHENE	<3590	ug/Kg	3590				5
BENZO(A)PYRENE	<3590	ug/Kg	3590				5
INDENO(1,2,3-CD)PYRENE	<3590	ug/Kg	3590				5
DIBENZ(A,H)ANTHRACENE	<3590	ug/Kg	3590				5
BENZO(G,H,I)PERYLENE	<3590	ug/Kg	3590				5
SURROGATE 2-FLUOROBIPHENYL	70.0	% Recovery					
SURROGATE O-TERPHENYL	MASKED	% Recovery					

THESE RESULTS ARE ESTIMATED, THE TRUE VALUES EXCEEDED THE CURVE LIMITS

CARR and ASSOCIATES

SAMPLE ID- #76-W.S.W.
LOCATION- FT. Stewart
SAMPLE NUMBER- 7991
SAMPLE MATRIX- SOIL

DATE SAMPLED- 06/21/95
TIME SAMPLED- 1535
DATE RECEIVED- 06/23/95

TIME RECEIVED- 1140
DELIVERED BY- Greyhound
RECEIVED BY- DH
SAMPLER- Lamar L. Kennedy

ANALYSIS	RESULT	UNITS	DET. LIMIT	DATE PREPARED	DATE ANALYZED	METHOD	DIL. FACTOR
% SOLIDS	88.0	%	0.01		07/07/95		
TOT. PET. HYDROCARBONS-OIL	959.	mg/Kg	11.4	07/06/95	07/12/95	9071	
VOLATILE ORGANIC COMPOUNDS					07/05/95	8020	
BENZENE	<5.68	ug/Kg	5.68				5
TOLUENE	<5.68	ug/Kg	5.68				5
CHLOROBENZENE	<5.68	ug/Kg	5.68				5
M,P-XYLENES	<5.68	ug/Kg	5.68				5
O-XYLENES	198	ug/Kg	5.68				5
ETHYL BENZENE	164	ug/Kg	5.68				5
1,2-DICHLOROBENZENE	<5.68	ug/Kg	5.68				5
1,3-DICHLOROBENZENE	30.1	ug/Kg	5.68				5
1,4-DICHLOROBENZENE	<5.68	ug/Kg	5.68				5
SURROGATE BROMOFLUOROBENZENE	138	% Recovery					
SURROGATE aaa-TRIFLUOROTOLUENE	166	% Recovery					
MTBE	<28.4	ug/Kg	28.4				5
IPE	<28.4	ug/Kg	28.4				5
POLYNUCLEAR AROMATIC HYDROCARB				07/05/95	07/10/95	8100	
NAPHTHALENE	<750.	ug/Kg	750.				
ACENAPHTHYLENE	<750.	ug/Kg	750.				
ACENAPHTHENE	<750.	ug/Kg	750.				
FLUORENE	<750.	ug/Kg	750.				
PHENANTHRENE	<750.	ug/Kg	750.				
ANTHRACENE	<750.	ug/Kg	750.				
FLUORANTHENE	<750.	ug/Kg	750.				
PYRENE	<750.	ug/Kg	750.				
BENZO(A)ANTHRACENE	<750.	ug/Kg	750.				
CHRYSENE	<750.	ug/Kg	750.				
BENZO(B)FLUORANTHENE	<750.	ug/Kg	750.				
BENZO(K)FLUORANTHENE	<750.	ug/Kg	750.				
BENZO(A)PYRENE	<750.	ug/Kg	750.				
INDENO(1,2,3-CD)PYRENE	<750.	ug/Kg	750.				
DIBENZ(A,H)ANTHRACENE	<750.	ug/Kg	750.				
BENZO(G,H,I)PERYLENE	<750.	ug/Kg	750.				
SURROGATE 2-FLUOROBIPHENYL	36.0	% Recovery					
SURROGATE O-TERPHENYL	MASKED	% Recovery					

THESE ARE ESTIMATED RESULTS, THE TRUE VALUES EXCEEDED CURVE LIMITS

SAMPLE ID- #76-S.S.W.
LOCATION- FT. Stewart
SAMPLE NUMBER- 7992
SAMPLE MATRIX- SOIL

DATE SAMPLED- 06/21/95
TIME SAMPLED- 1540
DATE RECEIVED- 06/23/95

TIME RECEIVED- 1140
DELIVERED BY- Greyhound
RECEIVED BY- DH
SAMPLER- Lamar L. Kennedy

ANALYSIS	RESULT	UNITS	DET. LIMIT	DATE PREPARED	DATE ANALYZED	METHOD	DIL. FACTOR
% SOLIDS	86.9	%	0.01		07/07/95		
TOT. PET. HYDROCARBONS-OIL	1190	mg/Kg	11.5	07/07/95	07/12/95	9071	
VOLATILE ORGANIC COMPOUNDS					07/05/95	8020	
BENZENE	<1.15	ug/Kg	1.15				
TOLUENE	40.5	ug/Kg	1.15				
CHLOROBENZENE	<1.15	ug/Kg	1.15				
M,P-XYLENES	273	ug/Kg	1.15				
O-XYLENES	219	ug/Kg	1.15				
ETHYL BENZENE	<1.15	ug/Kg	1.15				
1,2-DICHLOROBENZENE	<1.15	ug/Kg	1.15				
1,3-DICHLOROBENZENE	12.3	ug/Kg	1.15				
1,4-DICHLOROBENZENE	<1.15	ug/Kg	1.15				
SURROGATE BROMOFLUOROBENZENE	92.3	% Recovery					
SURROGATE aaa-TRIFLUOROTOLUENE	106	% Recovery					
MTBE	<5.75	ug/Kg	5.75				
IPE	<5.75	ug/Kg	5.75				
POLYNUCLEAR AROMATIC HYDROCARB				07/05/95	07/10/95	8100	
NAPHTHALENE	<3800	ug/Kg	3800				5
ACENAPHTHYLENE	<3800	ug/Kg	3800				5
ACENAPHTHENE	<3800	ug/Kg	3800				5
FLUORENE	<3800	ug/Kg	3800				5
PHENANTHRENE	<3800	ug/Kg	3800				5
ANTHRACENE	<3800	ug/Kg	3800				5
FLUORANTHENE	<3800	ug/Kg	3800				5
PYRENE	<3800	ug/Kg	3800				5
BENZO(A)ANTHRACENE	<3800	ug/Kg	3800				5
CHRYSENE	<3800	ug/Kg	3800				5
BENZO(B)FLUORANTHENE	<3800	ug/Kg	3800				5
BENZO(K)FLUORANTHENE	<3800	ug/Kg	3800				5
BENZO(A)PYRENE	<3800	ug/Kg	3800				5
INDENO(1,2,3-CD)PYRENE	<3800	ug/Kg	3800				5
DIBENZ(A,H)ANTHRACENE	<3800	ug/Kg	3800				5
BENZO(G,H,I)PERYLENE	<3800	ug/Kg	3800				5
SURROGATE 2-FLUOROBIPHENYL	32.0	% Recovery					
SURROGATE O-TERPHENYL	MASKED	% Recovery					

SAMPLE ID- #76-N.S.W.
LOCATION- FT. Stewart
SAMPLE NUMBER- 7993
SAMPLE MATRIX- SOIL

DATE SAMPLED- 06/21/95
TIME SAMPLED- 1545
DATE RECEIVED- 06/23/95

TIME RECEIVED- 1140
DELIVERED BY- Greyhound
RECEIVED BY- DH
SAMPLER- Lamar L. Kennedy

ANALYSIS	RESULT	UNITS	DET. LIMIT	DATE PREPARED	DATE ANALYZED	METHOD	DIL. FACTOR
% SOLIDS	69.4	%	0.01		07/07/95		
TOT. PET. HYDROCARBONS-OIL	1840	mg/Kg	14.4	07/07/95	07/12/95	9071	
VOLATILE ORGANIC COMPOUNDS					07/05/95	8020	
BENZENE	<1.44	ug/Kg	1.44				
TOLUENE	<1.44	ug/Kg	1.44				
CHLOROBENZENE	<1.44	ug/Kg	1.44				
M,P-XYLENES	<1.44	ug/Kg	1.44				
O-XYLENES	268.	ug/Kg	1.44				
ETHYL BENZENE	<1.44	ug/Kg	1.44				
1,2-DICHLOROBENZENE	<1.44	ug/Kg	1.44				
1,3-DICHLOROBENZENE	<1.44	ug/Kg	1.44				
1,4-DICHLOROBENZENE	<1.44	ug/Kg	1.44				
SURROGATE BROMOFLUOROBENZENE	78.8	% Recovery					
SURROGATE aaa-TRIFLUOROTOLUENE	80.6	% Recovery					
MTBE	<7.20	ug/Kg	7.20				
IPE	<7.20	ug/Kg	7.20				
POLYNUCLEAR AROMATIC HYDROCARB				07/05/95	07/10/95	8100	
NAPHTHALENE	<4760	ug/Kg	4760				5
ACENAPHTHYLENE	<4760	ug/Kg	4760				5
ACENAPHTHENE	<4760	ug/Kg	4760				5
FLUORENE	<4760	ug/Kg	4760				5
PHENANTHRENE	<4760	ug/Kg	4760				5
ANTHRACENE	<4760	ug/Kg	4760				5
FLUORANTHENE	<4760	ug/Kg	4760				5
PYRENE	<4760	ug/Kg	4760				5
BENZO(A)ANTHRACENE	<4760	ug/Kg	4760				5
CHRYSENE	<4760	ug/Kg	4760				5
BENZO(B)FLUORANTHENE	<4760	ug/Kg	4760				5
BENZO(K)FLUORANTHENE	<4760	ug/Kg	4760				5
BENZO(A)PYRENE	<4760	ug/Kg	4760				5
INDENO(1,2,3-CD)PYRENE	<4760	ug/Kg	4760				5
DIBENZ(A,H)ANTHRACENE	<4760	ug/Kg	4760				5
BENZO(G,H,I)PERYLENE	<4760	ug/Kg	4760				5
SURROGATE 2-FLUOROBIPHENYL	40.0	% Recovery					
SURROGATE O-TERPHENYL	MASKED	% Recovery					

THESE ARE ESTIMATED RESULTS, THE TRUE VALUES ARE BEYOND CURVE LIMITS

JAMES H. CARR & ASSOCIATES, INC.
Environmental Services

QC REPORT FOR ANDERSON COLUMBIA ENVIRON.,INC 07/21/95

QA/QC for SAMPLE Nos: 7976, 7977, 7978, 7979, 7980, 7981, 7982, 7983, 7984, 7985, 7986, 7987, 7988, 7989, 7990, 7991, 7992, 7993, 7994, 7995, 7996, 7997, 7998, 7999, 8000, 8001, 8002, 8003, 8004, 8005,

				Precision Data			Accuracy Data					Ref. Sample Data				
Analysis	Blank Conc.	Sample Number	Samp Type	Rep A	Rep B	RPD %	Samp Type	Raw Samp Conc.	Spk Add Conc.	Observed Conc.	Rec. %	Sample ID	Target Conc.	Found Conc.	Rec. %	Analy. Batch Number
TOT. PET.	< 10.0	7977	MSD	9.90	9.90	0.00	---	--------	--------	--------	------	----------	--------	--------	------	8085, 8085, ,
HYDROCARBONS-OIL	< 10.0	7985	MSD	159	133	17.81	---	--------	--------	--------	------	----------	--------	--------	------	8141, 8141, ,
9071	< 10.0	7985	MSD	159	133	17.81	---	--------	--------	--------	------	----------	--------	--------	------	8141, 8141, ,
mg/Kg	< 10.0	7992	MSD	1020	1050	2.90	---	--------	--------	--------	------	----------	--------	--------	------	8142, 8142, ,
	< 10.0	8000	MSD	7290	4020	57.82	---	--------	--------	--------	------	----------	--------	--------	------	8142, 8143, ,
	< 10.0	------		--------	--------	------	BS	.001	.0172	.0168	91.9	----------	--------	--------	------	8143, , 8085,
	--------	------		--------	--------	------	BS	.001	.0172	.0168	91.9	----------	--------	--------	------	, , 8141,
	--------	------		--------	--------	------	BS	.001	.0172	.0168	91.9	----------	--------	--------	------	, , 8141,
	--------	------		--------	--------	------	BS	.0007	.0146	.0144	93.8	----------	--------	--------	------	, , 8142,
	--------	------		--------	--------	------	BS	.0007	.0146	.0144	93.8	----------	--------	--------	------	, , 8143,
BENZENE	< 1	7987	MS	16.4	14.0	15.79	MS	0	20.0	16.4	82.0	----------	--------	--------	------	8185, 8271, 8271,
8020	< 1	7987		--------	--------	------	MSD	0	20.0	14.0	70.0	----------	--------	--------	------	8271, , 8271,
ug/Kg	< 1	8143	MS	14.9	13.1	12.86	MS	0	20.0	14.9	74.5	----------	--------	--------	------	8278, 8185, 8185,
	< 1	8143		--------	--------	------	MSD	0	20.0	13.1	65.5	----------	--------	--------	------	8346, , 8185,
	< 1	-------	BS	16.9	13.3	23.84	BS	0	20.0	16.9	84.5	----------	--------	--------	------	8347, 8185, 8185,
	--------	-------	BS	18.7	18.1	3.26	BSD	0	20.0	13.3	66.5	----------	--------	--------	------	, 8271, 8185,
	--------	-------	BS	19.0	18.5	2.67	BS	0	20.0	18.7	93.5	----------	--------	--------	------	, 8278, 8271,
	--------	-------	BS	19.4	18.0	7.49	BSD	0	20.0	18.1	90.5	----------	--------	--------	------	, 8346, 8271,
	--------	-------	BS	17.8	17.0	4.60	BS	0	20.0	19.0	95.0	----------	--------	--------	------	, 8347, 8278,
	--------	------		--------	--------	------	BSD	0	20.0	18.5	92.5	----------	--------	--------	------	, , 8278,
	--------	------		--------	--------	------	BS	0	20.0	19.4	97.0	----------	--------	--------	------	, , 8346,
	--------	------		--------	--------	------	BS	0	20.0	17.8	89.0	----------	--------	--------	------	, , 8347,

JAMES H. CARR & ASSOCIATES, INC.
Environmental Services

QC REPORT FOR ANDERSON COLUMBIA ENVIRON.,INC 07/21/95

QA/QC for SAMPLE Nos: 7976, 7977, 7978, 7979, 7980, 7981, 7982, 7983, 7984, 7985, 7986, 7987, 7988, 7989, 7990, 7991, 7992, 7993, 7994, 7995, 7996, 7997, 7998, 7999, 8000, 8001, 8002, 8003, 8004, 8005,

				Precision Data			Accuracy Data					Ref. Sample Data				
Analysis	Blank Conc.	Sample Number	Samp Type	Rep A	Rep B	RPD %	Samp Type	Raw Samp Conc.	Spk Add Conc.	Observed Conc.	Rec. %	Sample ID	Target Conc.	Found Conc.	Rec. %	Analy. Batch Number
TOLUENE	< 1	7987	MS	16.6	14.2	15.58	MS	0	20.0	16.6	83.0	----------	--------	--------	------	8185, 8271, 8271,
8020	< 1	7987		--------	--------	------	MSD	0	20.0	14.2	71.0	----------	--------	--------	------	8271, , 8271,
ug/Kg	< 1	8143	MS	12.9	11.3	13.22	MS	0	20.0	12.9	64.5	----------	--------	--------	------	8278, 8185, 8185,
	< 1	8143		--------	--------	------	MSD	0	20.0	11.3	56.5	----------	--------	--------	------	8346, , 8185,
	< 1	-------	BS	17.0	13.4	23.68	BS	0	20.0	17.0	85.0	----------	--------	--------	------	8347, 8185, 8185,
	--------	-------	BS	19.4	18.4	5.29	BSD	0	20.0	13.4	67.0	----------	--------	--------	------	, 8271, 8185,
	--------	-------	BS	19.5	19.1	2.07	BS	0	20.0	19.4	97.0	----------	--------	--------	------	, 8278, 8271,
	--------	-------	BS	19.2	19.0	1.05	BSD	0	20.0	18.4	92.0	----------	--------	--------	------	, 8346, 8271,
	--------	-------	BS	18.8	17.7	6.03	BS	0	20.0	19.5	97.5	----------	--------	--------	------	, 8347, 8278,
	--------	------		--------	--------	------	BSD	0	20.0	19.1	95.5	----------	--------	--------	------	, , 8278,
	--------	------		--------	--------	------	BS	0	20.0	19.2	96.0	----------	--------	--------	------	, , 8346,
	--------	------		--------	--------	------	BS	0	20.0	18.8	94.0	----------	--------	--------	------	, , 8347,
CHLOROBENZENE	< 1	7987	MS	16.4	14.4	12.99	MS	0	20.0	16.4	82.0	----------	--------	--------	------	8185, 8271, 8271,
8020	< 1	7987		--------	--------	------	MSD	0	20.0	14.4	72.0	----------	--------	--------	------	8271, , 8271,
ug/Kg	< 1	8143	MS	14.6	14.8	1.36	MS	0	20.0	14.6	73.0	----------	--------	--------	------	8278, 8185, 8185,
	< 1	8143		--------	--------	------	MSD	0	20.0	14.8	74.0	----------	--------	--------	------	8346, , 8185,
	< 1	-------	BS	19.7	15.7	22.60	BS	0	20.0	19.7	98.5	----------	--------	--------	------	8347, 8185, 8185,
	--------	-------	BS	19.4	18.4	5.29	BSD	0	20.0	15.7	78.5	----------	--------	--------	------	, 8271, 8185,
	--------	-------	BS	19.5	19.0	2.60	BS	0	20.0	19.4	97.0	----------	--------	--------	------	, 8278, 8271,
	--------	-------	BS	19.3	19.1	1.04	BSD	0	20.0	18.4	92.0	----------	--------	--------	------	, 8346, 8271,
	--------	-------	BS	18.9	18.1	4.32	BS	0	20.0	19.5	97.5	----------	--------	--------	------	, 8347, 8278,
	--------	------		--------	--------	------	BSD	0	20.0	19.0	95.0	----------	--------	--------	------	, , 8278,
	--------	------		--------	--------	------	BS	0	20.0	19.3	96.5	----------	--------	--------	------	, , 8346,

JAMES H. CARR & ASSOCIATES, INC.
Environmental Services

QC REPORT FOR ANDERSON COLUMBIA ENVIRON.,INC 07/21/95

QA/QC for SAMPLE Nos: 7976, 7977, 7978, 7979, 7980, 7981, 7982, 7983, 7984, 7985, 7986, 7987, 7988, 7989, 7990, 7991, 7992, 7993, 7994, 7995, 7996, 7997, 7998, 7999, 8000, 8001, 8002, 8003, 8004, 8005,

				Precision Data			Accuracy Data					Ref. Sample Data				
Analysis	Blank Conc.	Sample Number	Samp Type	Rep A	Rep B	RPD %	Samp Type	Raw Samp Conc.	Spk Add Conc.	Observed Conc.	Rec. %	Sample ID	Target Conc.	Found Conc.	Rec. %	Analy. Batch Number
	--------	------		--------	--------	------	BS	0	20.0	18.9	94.5	----------	--------	--------	------	, , 8347,
M,P-XYLENES	< 1	7987	MS	33.9	29.2	14.90	MS	0	40.0	33.9	84.7	----------	--------	--------	------	8185, 8271, 8271,
8020	< 1	7987		--------	--------	------	MSD	0	40.0	29.2	73.0	----------	--------	--------	------	8271, , 8271,
ug/Kg	< 1	8143	MS	17.6	15.7	11.41	MS	0	40.0	17.6	44.0	----------	--------	--------	------	8278, 8185, 8185,
	< 1	8143		--------	--------	------	MSD	0	40.0	15.7	39.2	----------	--------	--------	------	8346, , 8185,
	< 1	-------	BS	34.3	27.1	23.45	BS	0	40.0	34.3	85.8	----------	--------	--------	------	8347, 8185, 8185,
	--------	-------	BS	39.7	38.5	3.07	BSD	0	40.0	27.1	67.8	----------	--------	--------	------	, 8271, 8185,
	--------	-------	BS	41.3	39.5	4.46	BS	0	40.0	39.7	99.3	----------	--------	--------	------	, 8278, 8271,
	--------	-------	BS	39.4	38.5	2.31	BSD	0	20.0	38.5	192.5	----------	--------	--------	------	, 8346, 8271,
	--------	-------	BS	39.1	36.9	5.79	BS	0	40.0	41.3	103.3	----------	--------	--------	------	, 8347, 8278,
	--------	------		--------	--------	------	BSD	0	40.0	39.5	98.8	----------	--------	--------	------	, , 8278,
	--------	------		--------	--------	------	BS	0	40.0	39.4	98.5	----------	--------	--------	------	, , 8346,
	--------	------		--------	--------	------	BS	0	40.0	39.1	97.8	----------	--------	--------	------	, , 8347,
O-XYLENES	< 1	7987	MS	14.2	11.5	21.01	MS	0	20.0	14.2	71.0	----------	--------	--------	------	8185, 8271, 8271,
8020	< 1	7987		--------	--------	------	MSD	0	20.0	11.5	57.5	----------	--------	--------	------	8271, , 8271,
ug/Kg	< 1	8143	MS	14.8	12.7	15.27	MS	0	20.0	14.8	74.0	----------	--------	--------	------	8278, 8185, 8185,
	< 1	8143		--------	--------	------	MSD	0	20.0	12.7	63.5	----------	--------	--------	------	8346, , 8185,
	< 1	-------	BS	17.6	14.3	20.69	BS	0	20.0	17.6	88.0	----------	--------	--------	------	8347, 8185, 8185,
	--------	-------	BS	17.5	16.7	4.68	BSD	0	20.0	14.3	71.5	----------	--------	--------	------	, 8271, 8185,
	--------	-------	BS	17.8	16.4	8.19	BS	0	20.0	17.5	87.5	----------	--------	--------	------	, 8278, 8271,
	--------	-------	BS	24.5	23.6	3.74	BSD	0	20.0	16.7	83.5	----------	--------	--------	------	, 8346, 8271,
	--------	-------	BS	16.5	16.0	3.08	BS	0	20.0	17.8	89.0	----------	--------	--------	------	, 8347, 8278,

JAMES H. CARR & ASSOCIATES, INC.
Environmental Services

QC REPORT FOR ANDERSON COLUMBIA ENVIRON.,INC 07/21/95

QA/QC for SAMPLE Nos: 7976, 7977, 7978, 7979, 7980, 7981, 7982, 7983, 7984, 7985, 7986, 7987, 7988, 7989, 7990, 7991, 7992, 7993, 7994, 7995, 7996, 7997, 7998, 7999, 8000, 8001, 8002, 8003, 8004, 8005,

				Precision Data			Accuracy Data					Ref. Sample Data				
Analysis	Blank Conc.	Sample Number	Samp Type	Rep A	Rep B	RPD %	Samp Type	Raw Samp Conc.	Spk Add Conc.	Observed Conc.	Rec. %	Sample ID	Target Conc.	Found Conc.	Rec. %	Analy. Batch Number
	--------	------		--------	--------	------	BSD	0	20.0	16.4	82.0	----------	--------	--------	------	, , 8278,
	--------	------		--------	--------	------	BS	0	20.0	24.5	122.5	----------	--------	--------	------	, , 8346,
	--------	------		--------	--------	------	BS	0	20.0	16.5	82.5	----------	--------	--------	------	, , 8347,
ETHYL BENZENE	< 1	7987	MS	18.3	15.5	16.57	MS	0	20.0	18.3	91.5	----------	--------	--------	------	8185, 8271, 8271,
8020	< 1	7987		--------	--------	------	MSD	0	20.0	15.5	77.5	----------	--------	--------	------	8271, , 8271,
ug/Kg	< 1	8143	MS	8.14	8.12	0.25	MS	0	20.0	8.14	40.7	----------	--------	--------	------	8278, 8185, 8185,
	< 1	8143		--------	--------	------	MSD	0	20.0	8.12	40.6	----------	--------	--------	------	8346, , 8185,
	< 1	-------	BS	17.0	13.7	21.50	BS	0	20.0	17.0	85.0	----------	--------	--------	------	8347, 8185, 8185,
	--------	-------	BS	20.5	19.6	4.49	BSD	0	20.0	13.7	68.5	----------	--------	--------	------	, 8271, 8185,
	--------	-------	BS	21.1	20.1	4.85	BS	0	20.0	20.5	102.5	----------	--------	--------	------	, 8278, 8271,
	--------	-------	BS	20.6	20.0	2.96	BSD	0	20.0	19.6	98.0	----------	--------	--------	------	, 8346, 8271,
	--------	-------	BS	20.1	18.9	6.15	BS	0	20.0	21.1	105.5	----------	--------	--------	------	, 8347, 8278,
	--------	------		--------	--------	------	BSD	0	20.0	20.1	100.5	----------	--------	--------	------	, , 8278,
	--------	------		--------	--------	------	BS	0	20.0	20.6	103.0	----------	--------	--------	------	, , 8346,
	--------	------		--------	--------	------	BS	0	20.0	20.1	100.5	----------	--------	--------	------	, , 8347,
1,2-DICHLOROBENZEN	< 1	7987	MS	14.9	13.4	10.60	MS	0	20.0	14.9	74.5	----------	--------	--------	------	8185, 8271, 8271,
E	< 1	7987		--------	--------	------	MSD	0	20.0	13.4	67.0	----------	--------	--------	------	8271, , 8271,
8020	< 1	8143	MS	16.1	14.5	10.46	MS	0	20.0	16.1	80.5	----------	--------	--------	------	8278, 8185, 8185,
ug/Kg	< 1	8143		--------	--------	------	MSD	0	20.0	14.5	72.5	----------	--------	--------	------	8346, , 8185,
	< 1	-------	BS	18.9	15.6	19.13	BS	0	20.0	18.9	94.5	----------	--------	--------	------	8347, 8185, 8185,
	--------	-------	BS	20.0	19.4	3.05	BSD	0	20.0	15.6	78.0	----------	--------	--------	------	, 8271, 8185,
	--------	-------	BS	20.0	19.4	3.05	BS	0	20.0	20.0	100.0	----------	--------	--------	------	, 8278, 8271,

JAMES H. CARR & ASSOCIATES, INC.
Environmental Services

QC REPORT FOR ANDERSON COLUMBIA ENVIRON.,INC 07/21/95

QA/QC for SAMPLE Nos: 7976, 7977, 7978, 7979, 7980, 7981, 7982, 7983, 7984, 7985, 7986, 7987, 7988, 7989, 7990, 7991, 7992, 7993, 7994, 7995, 7996, 7997, 7998, 7999, 8000, 8001, 8002, 8003, 8004, 8005,

Analysis	Blank Conc.	Sample Number	Samp Type	Precision Data Rep A	Rep B	RPD %	Accuracy Data Samp Type	Raw Samp Conc.	Spk Add Conc.	Observed Conc.	Rec. %	Ref. Sample Data Sample ID	Target Conc.	Found Conc.	Rec. %	Analy. Batch Number
	--------	-------	BS	19.2	18.4	4.26	BSD	0	20.0	15.7	78.5	----------	--------	--------	------	, 8271, 8185,
	--------	-------	BS	19.2	18.9	1.57	BS	0	20.0	19.2	96.0	----------	--------	--------	------	, 8278, 8271,
	--------	-------	BS	20.3	20.7	1.95	BSD	0	20.0	18.4	92.0	----------	--------	--------	------	, 8346, 8271,
	--------	-------	BS	18.7	18.0	3.81	BS	0	20.0	19.2	96.0	----------	--------	--------	------	, 8347, 8278,
	--------	------		--------	--------	------	BSD	0	20.0	18.9	94.5	----------	--------	--------	------	, , 8278,
	--------	------		--------	--------	------	BS	0	20.0	20.3	101.5	----------	--------	--------	------	, , 8346,
	--------	------		--------	--------	------	BS	0	20.0	18.7	93.5	----------	--------	--------	------	, , 8347,
SURROGATE	--------	7987		--------	--------	------	MS	0	50.0	49.1	98.2	----------	--------	--------	------	, , 8271,
ROMOFLUOROBENZENE	--------	7987		--------	--------	------	MSD	0	50.0	59.5	119.0	----------	--------	--------	------	, , 8271,
8020	--------	8143		--------	--------	------	MS	0	50.0	35.2	70.4	----------	--------	--------	------	, , 8185,
% Recovery	--------	8143		--------	--------	------	MSD	0	50.0	25.3	50.6	----------	--------	--------	------	, , 8185,
	--------	------		--------	--------	------	BLK	0	50.0	63.3	126.6	----------	--------	--------	------	, , 8185,
	--------	------		--------	--------	------	BS	0	50.0	63.2	126.4	----------	--------	--------	------	, , 8185,
	--------	------		--------	--------	------	BSD	0	50.0	47.0	94.0	----------	--------	--------	------	, , 8185,
	--------	------		--------	--------	------	BLK	0	50.0	66.4	132.8	----------	--------	--------	------	, , 8271,
	--------	------		--------	--------	------	BS	0	50.0	68.1	136.2	----------	--------	--------	------	, , 8271,
	--------	------		--------	--------	------	BSD	0	50.0	60.6	121.2	----------	--------	--------	------	, , 8271,
	--------	------		--------	--------	------	BLK	0	50.0	67.5	135.0	----------	--------	--------	------	, , 8278,
	--------	------		--------	--------	------	BS	0	50.0	61.1	122.2	----------	--------	--------	------	, , 8278,
	--------	------		--------	--------	------	BSD	0	50.0	67.0	134.0	----------	--------	--------	------	, , 8278,
	--------	------		--------	--------	------	B	0	50.0	72.0	144.0	----------	--------	--------	------	, , 8346,
	--------	------		--------	--------	------	BS	0	50.0	60.0	120.0	----------	--------	--------	------	, , 8346,
	--------	------		--------	--------	------	B	0	50.0	60.4	120.8	----------	--------	--------	------	, , 8347,

JAMES H. CARR & ASSOCIATES, INC.
Environmental Services

QC REPORT FOR ANDERSON COLUMBIA ENVIRON.,INC 07/21/95

QA/QC for SAMPLE Nos: 7976, 7977, 7978, 7979, 7980, 7981, 7982, 7983, 7984, 7985, 7986, 7987, 7988, 7989, 7990, 7991, 7992, 7993, 7994, 7995, 7996, 7997, 7998, 7999, 8000, 8001, 8002, 8003, 8004, 8005,

Analysis	Blank Conc.	Sample Number	Samp Type	Precision Data: Rep A	Rep B	RPD %	Accuracy Data: Samp Type	Raw Samp Conc.	Spk Add Conc.	Observed Conc.	Rec. %	Ref. Sample Data: Sample ID	Target Conc.	Found Conc.	Rec. %	Analy. Batch Number
	--------	------		--------	--------	------	BS	0	50.0	56.0	112.0	----------	--------	--------	------	, , 8347,
SURROGATE aaa-TRIF	--------	7987		--------	--------	------	MS	0	50.0	46.6	93.2	----------	--------	--------	------	, , 8271,
LUOROTOLUENE	--------	7987		--------	--------	------	MSD	0	50.0	45.7	91.4	----------	--------	--------	------	, , 8271,
8020	--------	8143		--------	--------	------	MS	0	50.0	44.2	88.4	----------	--------	--------	------	, , 8185,
% Recovery	--------	8143		--------	--------	------	MSD	0	50.0	41.2	82.4	----------	--------	--------	------	, , 8185,
	--------	------		--------	--------	------	BLK	0	50.0	56.1	112.2	----------	--------	--------	------	, , 8185,
	--------	------		--------	--------	------	BS	0	50.0	54.2	108.4	----------	--------	--------	------	, , 8185,
	--------	------		--------	--------	------	BSD	0	50.0	44.3	88.6	----------	--------	--------	------	, , 8185,
	--------	------		--------	--------	------	BLK	0	50.0	61.1	122.2	----------	--------	--------	------	, , 8271,
	--------	------		--------	--------	------	BS	0	50.0	59.4	118.8	----------	--------	--------	------	, , 8271,
	--------	------		--------	--------	------	BSD	0	50.0	57.0	114.0	----------	--------	--------	------	, , 8271,
	--------	------		--------	--------	------	BLK	0	50.0	60.5	121.0	----------	--------	--------	------	, , 8278,
	--------	------		--------	--------	------	BS	0	50.0	57.0	114.0	----------	--------	--------	------	, , 8278,
	--------	------		--------	--------	------	BSD	0	50.0	58.5	117.0	----------	--------	--------	------	, , 8278,
	--------	------		--------	--------	------	B	0	50.0	64.5	129.0	----------	--------	--------	------	, , 8346,
	--------	------		--------	--------	------	BS	0	50.0	58.0	116.0	----------	--------	--------	------	, , 8346,
	--------	------		--------	--------	------	B	0	50.0	55.2	110.4	----------	--------	--------	------	, , 8347,
	--------	------		--------	--------	------	BS	0	50.0	53.0	106.0	----------	--------	--------	------	, , 8347,

JAMES H. CARR & ASSOCIATES, INC.
Environmental Services

QC REPORT FOR ANDERSON COLUMBIA ENVIRON.,INC 07/21/95

QA/QC for SAMPLE Nos: 7976, 7977, 7978, 7979, 7980, 7981, 7982, 7983, 7984, 7985, 7986, 7987, 7988, 7989, 7990, 7991, 7992, 7993, 7994, 7995, 7996, 7997, 7998, 7999, 8000, 8001, 8002, 8003, 8004, 8005,

				Precision Data			Accuracy Data					Ref. Sample Data				
Analysis	Blank Conc.	Sample Number	Samp Type	Rep A	Rep B	RPD %	Samp Type	Raw Samp Conc.	Spk Add Conc.	Observed Conc.	Rec. %	Sample ID	Target Conc.	Found Conc.	Rec. %	Analy. Batch Number
MTBE	< 5	-------	BS	17.1	15.7	8.54	BS	0	20.0	17.1	85.5	----------	--------	--------	------	8185, 8185, 8185,
8020	< 5	-------	BS	17.4	19.0	8.79	BSD	0	20.0	15.7	78.5	----------	--------	--------	------	8271, 8271, 8185,
ug/Kg	< 5	-------	BS	20.1	18.9	6.15	BS	0	20.0	17.4	87.0	----------	--------	--------	------	8278, 8278, 8271,
	< 5	-------	BS	19.7	19.8	0.51	BSD	0	20.0	19.0	95.0	----------	--------	--------	------	8346, 8346, 8271,
	< 5	-------	BS	18.5	17.9	3.30	BS	0	20.0	20.1	100.5	----------	--------	--------	------	8347, 8347, 8278,
	--------	------		--------	--------	------	BSD	0	20.0	18.9	94.5	----------	--------	--------	------	, , 8278,
	--------	------		--------	--------	------	BS	0	20.0	19.7	98.5	----------	--------	--------	------	, , 8346,
	--------	------		--------	--------	------	BS	0	20.0	18.5	92.5	----------	--------	--------	------	, , 8347,
IPE	< 5	-------	BS	20.8	17.2	18.95	BS	0	20.0	20.8	104.0	----------	--------	--------	------	8185, 8185, 8185,
8020	< 5	-------	BS	19.2	18.4	4.26	BSD	0	20.0	17.2	86.0	----------	--------	--------	------	8271, 8271, 8185,
ug/Kg	< 5	-------	BS	19.0	18.8	1.06	BS	0	20.0	18.6	93.0	----------	--------	--------	------	8278, 8278, 8271,
	< 5	-------	BS	24.0	20.3	16.70	BSD	0	20.0	18.9	94.5	----------	--------	--------	------	8346, 8346, 8271,
	< 5	-------	BS	17.6	18.2	3.35	BS	0	20.0	19.0	95.0	----------	--------	--------	------	8347, 8347, 8278,
	--------	------		--------	--------	------	BSD	0	20.0	18.8	94.0	----------	--------	--------	------	, , 8278,
	--------	------		--------	--------	------	BS	0	20.0	24.0	120.0	----------	--------	--------	------	, , 8346,
	--------	------		--------	--------	------	BS	0	20.0	17.6	88.0	----------	--------	--------	------	, , 8347,
NAPHTHALENE	< 660	7936	MS	1320	1240	6.25	MS	0	2030	1320	65.0	----------	--------	--------	------	8288, 8288, 8288,
8100	< 660	7936		--------	--------	------	MSD	0	2030	1240	61.1	----------	--------	--------	------	8358, , 8288,
ug/Kg	< 660	7939	LD	< 660	< 660	0.00	---	--------	--------	--------	------	----------	--------	--------	------	8359, 8288, ,
	--------	7987	MS	2000	2010	0.50	MS	0	2070	2000	96.6	----------	--------	--------	------	, 8358, 8358,
	--------	7987		--------	--------	------	MSD	0	2070	2010	97.1	----------	--------	--------	------	, , 8358,
	--------	7996	LD	< 660	< 660	0.00	---	--------	--------	--------	------	----------	--------	--------	------	, 8358, ,

JAMES H. CARR & ASSOCIATES, INC.
Environmental Services

QC REPORT FOR ANDERSON COLUMBIA ENVIRON.,INC 07/21/95

QA/QC for SAMPLE Nos: 7976, 7977, 7978, 7979, 7980, 7981, 7982, 7983, 7984, 7985, 7986, 7987, 7988, 7989, 7990, 7991, 7992, 7993, 7994, 7995, 7996, 7997, 7998, 7999, 8000, 8001, 8002, 8003, 8004, 8005,

				Precision Data			Accuracy Data					Ref. Sample Data				
Analysis	Blank Conc.	Sample Number	Samp Type	Rep A	Rep B	RPD %	Samp Type	Raw Samp Conc.	Spk Add Conc.	Observed Conc.	Rec. %	Sample ID	Target Conc.	Found Conc.	Rec. %	Analy. Batch Number
	--------	8004	MS	1480	1550	4.62	MS	0	1750	1480	84.6	----------	--------	--------	------	, 8359, 8359,
	--------	8004		--------	--------	------	MSD	0	1750	1550	88.6	----------	--------	--------	------	, , 8359,
	--------	8054	LD	< 660	< 660	0.00	---	--------	--------	--------	------	----------	--------	--------	------	, 8359, ,
	--------	-------	BS	21.8	30.1	31.98	BS	0	50.0	21.8	43.6	----------	--------	--------	------	, 8288, 8288,
	--------	-------	BS	36.0	32.0	11.76	BSD	0	50.0	30.1	60.2	----------	--------	--------	------	, 8358, 8288,
	--------	-------	BS	39.0	37.8	3.13	BS	0	50.0	36.0	72.0	----------	--------	--------	------	, 8359, 8358,
	--------	------		--------	--------	------	BSD	0	50.0	32.0	64.0	----------	--------	--------	------	, , 8358,
	--------	------		--------	--------	------	BS	0	50.0	39.0	78.0	----------	--------	--------	------	, , 8359,
	--------	------		--------	--------	------	BSD	0	50.0	37.8	75.6	----------	--------	--------	------	, , 8359,
ACENAPHTHYLENE	< 660	7936	MS	1420	1370	3.58	MS	0	2030	1420	70.0	----------	--------	--------	------	8288, 8288, 8288,
8100	< 660	7936		--------	--------	------	MSD	0	2030	1370	67.5	----------	--------	--------	------	8358, , 8288,
ug/Kg	< 660	7939	LD	< 660	< 660	0.00	---	--------	--------	--------	------	----------	--------	--------	------	8359, 8288, ,
	--------	7987	MS	1980	2040	2.99	MS	0	2070	1980	95.7	----------	--------	--------	------	, 8358, 8358,
	--------	7987		--------	--------	------	MSD	0	2070	2040	98.6	----------	--------	--------	------	, , 8358,
	--------	7996	LD	< 660	< 660	0.00	---	--------	--------	--------	------	----------	--------	--------	------	, 8358, ,
	--------	8004	MS	1770	1770	0.00	MS	0	1750	1770	101.1	----------	--------	--------	------	, 8359, 8359,
	--------	8004		--------	--------	------	MSD	0	1750	1770	101.1	----------	--------	--------	------	, , 8359,
	--------	8054	LD	< 660	< 660	0.00	---	--------	--------	--------	------	----------	--------	--------	------	, 8359, ,
	--------	-------	BS	24.8	33.6	30.14	BS	0	50.0	24.8	49.6	----------	--------	--------	------	, 8288, 8288,
	--------	-------	BS	36.4	31.9	13.18	BSD	0	50.0	33.6	67.2	----------	--------	--------	------	, 8358, 8288,
	--------	-------	BS	38.5	38.2	0.78	BS	0	50.0	36.4	72.8	----------	--------	--------	------	, 8359, 8358,
	--------	------		--------	--------	------	BSD	0	50.0	31.9	63.8	----------	--------	--------	------	, , 8358,
	--------	------		--------	--------	------	BS	0	50.0	38.5	77.0	----------	--------	--------	------	, , 8359,

JAMES H. CARR & ASSOCIATES, INC.
Environmental Services

QC REPORT FOR ANDERSON COLUMBIA ENVIRON.,INC 07/21/95

QA/QC for SAMPLE Nos: 7976, 7977, 7978, 7979, 7980, 7981, 7982, 7983, 7984, 7985, 7986, 7987, 7988, 7989, 7990, 7991, 7992, 7993, 7994, 7995, 7996, 7997, 7998, 7999, 8000, 8001, 8002, 8003, 8004, 8005,

Analysis	Blank Conc.	Sample Number	Samp Type	Precision Data Rep A	Rep B	RPD %	Accuracy Data Samp Type	Raw Samp Conc.	Spk Add Conc.	Observed Conc.	Rec. %	Ref. Sample Data Sample ID	Target Conc.	Found Conc.	Rec. %	Analy. Batch Number
	--------	------		--------	--------	------	BSD	0	50.0	38.2	76.4	----------	--------	--------	------	, , 8359,
ACENAPHTHENE	< 660	7936	MS	1400	1340	4.38	MS	0	2030	1400	69.0	----------	--------	--------	------	8288, 8288, 8288,
8100	< 660	7936		--------	--------	------	MSD	0	2030	1340	66.0	----------	--------	--------	------	8358, , 8288,
ug/Kg	< 660	7939	LD	< 660	< 660	0.00	---	--------	--------	--------	------	----------	--------	--------	------	8359, 8288, ,
	--------	7987	MS	1900	1990	4.63	MS	0	2070	1900	91.8	----------	--------	--------	------	, 8358, 8358,
	--------	7987		--------	--------	------	MSD	0	2070	1990	96.1	----------	--------	--------	------	, , 8358,
	--------	7996	LD	< 660	< 660	0.00	---	--------	--------	--------	------	----------	--------	--------	------	, 8358, ,
	--------	8004	MS	1450	1470	1.37	MS	0	1750	1450	82.9	----------	--------	--------	------	, 8359, 8359,
	--------	8004		--------	--------	------	MSD	0	1750	1470	84.0	----------	--------	--------	------	, , 8359,
	--------	8054	LD	< 660	< 660	0.00	---	--------	--------	--------	------	----------	--------	--------	------	, 8359, ,
	--------	-------	BS	25.4	33.6	27.80	BS	0	50.0	25.4	50.8	----------	--------	--------	------	, 8288, 8288,
	--------	-------	BS	36.5	32.0	13.14	BSD	0	50.0	33.6	67.2	----------	--------	--------	------	, 8358, 8288,
	--------	-------	BS	38.2	37.9	0.79	BS	0	50.0	36.5	73.0	----------	--------	--------	------	, 8359, 8358,
	--------	------		--------	--------	------	BSD	0	50.0	32.0	64.0	----------	--------	--------	------	, , 8358,
	--------	------		--------	--------	------	BS	0	50.0	38.2	76.4	----------	--------	--------	------	, , 8359,
	--------	------		--------	--------	------	BSD	0	50.0	37.9	75.8	----------	--------	--------	------	, , 8359,
FLUORENE	< 660	7936	MS	1570	1600	1.89	MS	0	2030	1570	77.3	----------	--------	--------	------	8288, 8288, 8288,
8100	< 660	7936		--------	--------	------	MSD	0	2030	1600	78.8	----------	--------	--------	------	8358, , 8288,
ug/Kg	< 660	7939	LD	< 660	< 660	0.00	---	--------	--------	--------	------	----------	--------	--------	------	8359, 8288, ,
	--------	7987	MS	2770	2970	6.97	MS	0	2070	2770	133.8	----------	--------	--------	------	, 8358, 8358,
	--------	7987		--------	--------	------	MSD	0	2070	2970	143.5	----------	--------	--------	------	, , 8358,
	--------	7996	LD	< 660	< 660	0.00	---	--------	--------	--------	------	----------	--------	--------	------	, 8358, ,

JAMES H. CARR & ASSOCIATES, INC.
Environmental Services

QC REPORT FOR ANDERSON COLUMBIA ENVIRON.,INC 07/21/95

QA/QC for SAMPLE Nos: 7976, 7977, 7978, 7979, 7980, 7981, 7982, 7983, 7984, 7985, 7986, 7987, 7988, 7989, 7990, 7991, 7992, 7993, 7994, 7995, 7996, 7997, 7998, 7999, 8000, 8001, 8002, 8003, 8004, 8005,

				Precision Data			Accuracy Data					Ref. Sample Data				
Analysis	Blank Conc.	Sample Number	Samp Type	Rep A	Rep B	RPD %	Samp Type	Raw Samp Conc.	Spk Add Conc.	Observed Conc.	Rec. %	Sample ID	Target Conc.	Found Conc.	Rec. %	Analy. Batch Number
	--------	8004	MS	1550	1430	8.05	MS	0	1750	1550	88.6	----------	--------	--------	------	, 8359, 8359,
	--------	8004		--------	--------	------	MSD	0	1750	1430	81.7	----------	--------	--------	------	, , 8359,
	--------	8054	LD	< 660	< 660	0.00	---	--------	--------	--------	------	----------	--------	--------	------	, 8359, ,
	--------	-------	BS	30.4	38.6	23.77	BS	0	50.0	30.4	60.8	----------	--------	--------	------	, 8288, 8288,
	--------	-------	BS	39.6	35.7	10.36	BSD	0	50.0	38.6	77.2	----------	--------	--------	------	, 8358, 8288,
	--------	-------	BS	40.5	41.2	1.71	BS	0	50.0	39.6	79.2	----------	--------	--------	------	, 8359, 8358,
	--------	------		--------	--------	------	BSD	0	50.0	35.7	71.4	----------	--------	--------	------	, , 8358,
	--------	------		--------	--------	------	BS	0	50.0	40.5	81.0	----------	--------	--------	------	, , 8359,
	--------	------		--------	--------	------	BSD	0	50.0	41.2	82.4	----------	--------	--------	------	, , 8359,
PHENANTHRENE	< 660	7936	MS	1490	1570	5.23	MS	0	2030	1490	73.4	----------	--------	--------	------	8288, 8288, 8288,
8100	< 660	7936		--------	--------	------	MSD	0	2030	1570	77.3	----------	--------	--------	------	8358, , 8288,
ug/Kg	< 660	7939	LD	< 660	< 660	0.00	---	--------	--------	--------	------	----------	--------	--------	------	8359, 8288, ,
	--------	7987	MS	2080	2300	10.05	MS	0	2070	2080	100.5	----------	--------	--------	------	, 8358, 8358,
	--------	7987		--------	--------	------	MSD	0	2070	2300	111.1	----------	--------	--------	------	, , 8358,
	--------	7996	LD	< 660	< 660	0.00	---	--------	--------	--------	------	----------	--------	--------	------	, 8358, ,
	--------	8004	MS	1380	1440	4.26	MS	0	1750	1380	78.9	----------	--------	--------	------	, 8359, 8359,
	--------	8004		--------	--------	------	MSD	0	1750	1440	82.3	----------	--------	--------	------	, , 8359,
	--------	8054	LD	< 660	< 660	0.00	---	--------	--------	--------	------	----------	--------	--------	------	, 8359, ,
	--------	-------	BS	33.2	40.2	19.07	BS	0	50.0	33.2	66.4	----------	--------	--------	------	, 8288, 8288,
	--------	-------	BS	40.3	34.3	16.09	BSD	0	50.0	40.2	80.4	----------	--------	--------	------	, 8358, 8288,
	--------	-------	BS	38.6	40.8	5.54	BS	0	50.0	40.3	80.6	----------	--------	--------	------	, 8359, 8358,
	--------	------		--------	--------	------	BSD	0	50.0	34.3	68.6	----------	--------	--------	------	, , 8358,
	--------	------		--------	--------	------	BS	0	50.0	38.6	77.2	----------	--------	--------	------	, , 8359,

JAMES H. CARR & ASSOCIATES, INC.
Environmental Services

QC REPORT FOR ANDERSON COLUMBIA ENVIRON.,INC 07/21/95

QA/QC for SAMPLE Nos: 7976, 7977, 7978, 7979, 7980, 7981, 7982, 7983, 7984, 7985, 7986, 7987, 7988, 7989, 7990, 7991, 7992, 7993, 7994, 7995, 7996, 7997, 7998, 7999, 8000, 8001, 8002, 8003, 8004, 8005,

Analysis	Blank Conc.	Sample Number	Samp Type	Precision Data Rep A	Rep B	RPD %	Accuracy Data Samp Type	Raw Samp Conc.	Spk Add Conc.	Observed Conc.	Rec. %	Ref. Sample Data Sample ID	Target Conc.	Found Conc.	Rec. %	Analy. Batch Number
	--------	------		--------	--------	------	BSD	0	50.0	40.8	81.6	----------	--------	--------	------	, , 8359,
ANTHRACENE	< 660	7936	MS	1490	1570	5.23	MS	0	2030	1490	73.4	----------	--------	--------	------	8288, 8288, 8288,
8100	< 660	7936		--------	--------	------	MSD	0	2030	1570	77.3	----------	--------	--------	------	8358, , 8288,
ug/Kg	< 660	7939	LD	< 660	< 660	0.00	---	--------	--------	--------	------	----------	--------	--------	------	8359, 8288, ,
	--------	7987	MS	2080	2300	10.05	MS	0	2070	2080	100.5	----------	--------	--------	------	, 8358, 8358,
	--------	7987		--------	--------	------	MSD	0	2070	2300	111.1	----------	--------	--------	------	, , 8358,
	--------	7996	LD	< 660	< 660	0.00	---	--------	--------	--------	------	----------	--------	--------	------	, 8358, ,
	--------	8004	MS	1380	1440	4.26	MS	0	1750	1380	78.9	----------	--------	--------	------	, 8359, 8359,
	--------	8004		--------	--------	------	MSD	0	1750	1440	82.3	----------	--------	--------	------	, , 8359,
	--------	8054	LD	< 660	< 660	0.00	---	--------	--------	--------	------	----------	--------	--------	------	, 8359, ,
	--------	-------	BS	33.2	40.2	19.07	BS	0	50.0	33.2	66.4	----------	--------	--------	------	, 8288, 8288,
	--------	-------	BS	40.3	34.3	16.09	BSD	0	50.0	40.2	80.4	----------	--------	--------	------	, 8358, 8288,
	--------	-------	BS	38.6	40.8	5.54	BS	0	50.0	40.3	80.6	----------	--------	--------	------	, 8359, 8358,
	--------	------		--------	--------	------	BSD	0	50.0	34.3	68.6	----------	--------	--------	------	, , 8358,
	--------	------		--------	--------	------	BS	0	50.0	38.6	77.2	----------	--------	--------	------	, , 8359,
	--------	------		--------	--------	------	BSD	0	50.0	40.8	81.6	----------	--------	--------	------	, , 8359,
FLUORANTHENE	< 660	7936	MS	1800	1940	7.49	MS	0	2030	1800	88.7	----------	--------	--------	------	8288, 8288, 8288,
8100	< 660	7936		--------	--------	------	MSD	0	2030	1940	95.6	----------	--------	--------	------	8358, , 8288,
ug/Kg	< 660	7939	LD	< 660	< 660	0.00	---	--------	--------	--------	------	----------	--------	--------	------	8359, 8288, ,
	--------	7987	MS	2460	2500	1.61	MS	0	2070	2460	118.8	----------	--------	--------	------	, 8358, 8358,
	--------	7987		--------	--------	------	MSD	0	2070	2500	120.8	----------	--------	--------	------	, , 8358,
	--------	7996	LD	< 660	< 660	0.00	---	--------	--------	--------	------	----------	--------	--------	------	, 8358, ,

JAMES H. CARR & ASSOCIATES, INC.
Environmental Services

QC REPORT FOR ANDERSON COLUMBIA ENVIRON.,INC 07/21/95

QA/QC for SAMPLE Nos: 7976, 7977, 7978, 7979, 7980, 7981, 7982, 7983, 7984, 7985, 7986, 7987, 7988, 7989, 7990, 7991, 7992, 7993, 7994, 7995, 7996, 7997, 7998, 7999, 8000, 8001, 8002, 8003, 8004, 8005,

Analysis	Blank Conc.	Sample Number	Samp Type	Precision Data Rep A	Rep B	RPD %	Accuracy Data Samp Type	Raw Samp Conc.	Spk Add Conc.	Observed Conc.	Rec. %	Ref. Sample Data Sample ID	Target Conc.	Found Conc.	Rec. %	Analy. Batch Number
	--------	8054	LD	< 660	< 660	0.00	---	--------	--------	--------	------	----------	--------	--------	------	, 8359, ,
	--------	-------	BS	39.6	47.8	18.76	BS	0	50.0	39.6	79.2	----------	--------	--------	------	, 8288, 8288,
	--------	-------	BS	48.1	41.3	15.21	BSD	0	50.0	47.8	95.6	----------	--------	--------	------	, 8358, 8288,
	--------	-------	BS	43.5	47.4	8.58	BS	0	50.0	48.1	96.2	----------	--------	--------	------	, 8359, 8358,
	--------	------		--------	--------	------	BSD	0	50.0	41.3	82.6	----------	--------	--------	------	, , 8358,
	--------	------		--------	--------	------	BS	0	50.0	43.5	87.0	----------	--------	--------	------	, , 8359,
	--------	------		--------	--------	------	BSD	0	50.0	47.4	94.8	----------	--------	--------	------	, , 8359,
PYRENE	< 660	7936	MS	1680	1960	15.38	MS	0	2030	1680	82.8	----------	--------	--------	------	8288, 8288, 8288,
100	< 660	7936		--------	--------	------	MSD	0	2030	1960	96.6	----------	--------	--------	------	8358, , 8288,
ug/Kg	< 660	7939	LD	< 660	< 660	0.00	---	--------	--------	--------	------	----------	--------	--------	------	8359, 8288, ,
	--------	7987	MS	3620	3540	2.23	MS	0	2070	3620	174.9	----------	--------	--------	------	, 8358, 8358,
	--------	7987		--------	--------	------	MSD	0	2070	3540	171.0	----------	--------	--------	------	, , 8358,
	--------	7996	LD	< 660	< 660	0.00	---	--------	--------	--------	------	----------	--------	--------	------	, 8358, ,
	--------	8054	LD	< 660	< 660	0.00	---	--------	--------	--------	------	----------	--------	--------	------	, 8359, ,
	--------	-------	BS	38.1	46.9	20.71	BS	0	50.0	38.1	76.2	----------	--------	--------	------	, 8288, 8288,
	--------	-------	BS	48.8	42.3	14.27	BSD	0	50.0	46.9	93.8	----------	--------	--------	------	, 8358, 8288,
	--------	-------	BS	43.9	46.6	5.97	BS	0	50.0	48.8	97.6	----------	--------	--------	------	, 8359, 8358,
	--------	------		--------	--------	------	BSD	0	50.0	42.3	84.6	----------	--------	--------	------	, , 8358,
	--------	------		--------	--------	------	BS	0	50.0	43.9	87.8	----------	--------	--------	------	, , 8359,
	--------	------		--------	--------	------	BSD	0	50.0	46.6	93.2	----------	--------	--------	------	, , 8359,

JAMES H. CARR & ASSOCIATES, INC.
Environmental Services

QC REPORT FOR ANDERSON COLUMBIA ENVIRON.,INC 07/21/95

QA/QC for SAMPLE Nos: 7976, 7977, 7978, 7979, 7980, 7981, 7982, 7983, 7984, 7985, 7986, 7987, 7988, 7989, 7990, 7991, 7992, 7993, 7994, 7995, 7996, 7997, 7998, 7999, 8000, 8001, 8002, 8003, 8004, 8005,

				Precision Data			Accuracy Data						Ref. Sample Data				
Analysis	Blank Conc.	Sample Number	Samp Type	Rep A	Rep B	RPD %	Samp Type	Raw Samp Conc.	Spk Add Conc.	Observed Conc.	Rec. %	Sample ID	Target Conc.	Found Conc.	Rec. %	Analy. Batch Number
BENZO(A)ANTHRACENE	< 660	7936	MS	2120	1940	8.87	MS	0	2030	2120	104.4	----------	--------	--------	------	8288, 8288, 8288,
8100	< 660	7936		--------	--------	------	MSD	0	2030	1940	95.6	----------	--------	--------	------	8358, , 8288,
ug/Kg	< 660	7939	LD	< 660	< 660	0.00	---	--------	--------	--------	------	----------	--------	--------	------	8359, 8288, ,
	--------	7987	MS	2860	3240	12.46	MS	0	2070	2860	138.2	----------	--------	--------	------	, 8358, 8358,
	--------	7987		--------	--------	------	MSD	0	2070	3240	156.5	----------	--------	--------	------	, , 8358,
	--------	7996	LD	< 660	< 660	0.00	---	--------	--------	--------	------	----------	--------	--------	------	, 8358, ,
	--------	8054	LD	< 660	< 660	0.00	---	--------	--------	--------	------	----------	--------	--------	------	, 8359, ,
	--------	-------	BS	37.0	45.6	20.82	BS	0	50.0	37.0	74.0	----------	--------	--------	------	, 8288, 8288,
	--------	-------	BS	45.0	38.9	14.54	BSD	0	50.0	45.6	91.2	----------	--------	--------	------	, 8358, 8288,
	--------	-------	BS	41.4	47.8	14.35	BS	0	50.0	45.0	90.0	----------	--------	--------	------	, 8359, 8358,
	--------	------		--------	--------	------	BSD	0	50.0	38.9	77.8	----------	--------	--------	------	, , 8358,
	--------	------		--------	--------	------	BS	0	50.0	41.4	82.8	----------	--------	--------	------	, , 8359,
	--------	------		--------	--------	------	BSD	0	50.0	47.8	95.6	----------	--------	--------	------	, , 8359,
CHRYSENE	< 660	7936	MS	2120	1940	8.87	MS	0	2030	2120	104.4	----------	--------	--------	------	8288, 8288, 8288,
8100	< 660	7936		--------	--------	------	MSD	0	2030	1940	95.6	----------	--------	--------	------	8358, , 8288,
ug/Kg	< 660	7939	LD	< 660	< 660	0.00	---	--------	--------	--------	------	----------	--------	--------	------	8359, 8288, ,
	--------	7987	MS	2860	3240	12.46	MS	0	2070	2860	138.2	----------	--------	--------	------	, 8358, 8358,
	--------	7987		--------	--------	------	MSD	0	2070	3240	156.5	----------	--------	--------	------	, , 8358,
	--------	7996	LD	< 660	< 660	0.00	---	--------	--------	--------	------	----------	--------	--------	------	, 8358, ,
	--------	8054	LD	< 660	< 660	0.00	---	--------	--------	--------	------	----------	--------	--------	------	, 8359, ,
	--------	-------	BS	37.0	45.6	20.82	BS	0	50.0	37.0	74.0	----------	--------	--------	------	, 8288, 8288,
	--------	-------	BS	45.0	38.9	14.54	BSD	0	50.0	45.6	91.2	----------	--------	--------	------	, 8358, 8288,
	--------	-------	BS	41.4	47.8	14.35	BS	0	50.0	45.0	90.0	----------	--------	--------	------	, 8359, 8358,

JAMES H. CARR & ASSOCIATES, INC.
Environmental Services

QC REPORT FOR ANDERSON COLUMBIA ENVIRON.,INC 07/21/95

QA/QC for SAMPLE Nos: 7976, 7977, 7978, 7979, 7980, 7981, 7982, 7983, 7984, 7985, 7986, 7987, 7988, 7989, 7990, 7991, 7992, 7993, 7994, 7995, 7996, 7997, 7998, 7999, 8000, 8001, 8002, 8003, 8004, 8005,

				Precision Data			Accuracy Data					Ref. Sample Data				
Analysis	Blank Conc.	Sample Number	Samp Type	Rep A	Rep B	RPD %	Samp Type	Raw Samp Conc.	Spk Add Conc.	Observed Conc.	Rec. %	Sample ID	Target Conc.	Found Conc.	Rec. %	Analy. Batch Number
	--------	------		--------	--------	------	BSD	0	50.0	38.9	77.8	----------	--------	--------	------	, , 8358,
	--------	------		--------	--------	------	BS	0	50.0	41.4	82.8	----------	--------	--------	------	, , 8359,
	--------	------		--------	--------	------	BSD	0	50.0	47.8	95.6	----------	--------	--------	------	, , 8359,
BENZO(B)FLUORANTHE	< 660	7936	MS	2300	1840	22.22	MS	0	2030	2300	113.3	----------	--------	--------	------	8288, 8288, 8288,
NE	< 660	7936		--------	--------	------	MSD	0	2030	1840	90.6	----------	--------	--------	------	8358, , 8288,
8100	< 660	7939	LD	< 660	< 660	0.00	---	--------	--------	--------	------	----------	--------	--------	------	8359, 8288, ,
ug/Kg	--------	7987	MS	2380	2520	5.71	MS	0	2070	2380	115.0	----------	--------	--------	------	, 8358, 8358,
	--------	7987		--------	--------	------	MSD	0	2070	2520	121.7	----------	--------	--------	------	, , 8358,
	--------	7996	LD	< 660	< 660	0.00	---	--------	--------	--------	------	----------	--------	--------	------	, 8358, ,
	--------	8054	LD	< 660	< 660	0.00	---	--------	--------	--------	------	----------	--------	--------	------	, 8359, ,
	--------	-------	BS	38.2	46.5	19.60	BS	0	50.0	38.2	76.4	----------	--------	--------	------	, 8288, 8288,
	--------	-------	BS	43.8	37.0	16.83	BSD	0	50.0	46.5	93.0	----------	--------	--------	------	, 8358, 8288,
	--------	-------	BS	41.6	44.9	7.63	BS	0	50.0	43.8	87.6	----------	--------	--------	------	, 8359, 8358,
	--------	------		--------	--------	------	BSD	0	50.0	37.0	74.0	----------	--------	--------	------	, , 8358,
	--------	------		--------	--------	------	BS	0	50.0	41.6	83.2	----------	--------	--------	------	, , 8359,
	--------	------		--------	--------	------	BSD	0	50.0	44.9	89.8	----------	--------	--------	------	, , 8359,
BENZO(K)FLUORANTHE	< 660	7936	MS	2300	1840	22.22	MS	0	2030	2300	113.3	----------	--------	--------	------	8288, 8288, 8288,
NE	< 660	7936		--------	--------	------	MSD	0	2030	1840	90.6	----------	--------	--------	------	8358, , 8288,
8100	< 660	7939	LD	< 660	< 660	0.00	---	--------	--------	--------	------	----------	--------	--------	------	8359, 8288, ,
ug/Kg	--------	7987	MS	2380	2520	5.71	MS	0	2070	2380	115.0	----------	--------	--------	------	, 8358, 8358,
	--------	7987		--------	--------	------	MSD	0	2070	2520	121.7	----------	--------	--------	------	, , 8358,
	--------	7996	LD	< 660	< 660	0.00	---	--------	--------	--------	------	----------	--------	--------	------	, 8358, ,

JAMES H. CARR & ASSOCIATES, INC.
Environmental Services

QC REPORT FOR ANDERSON COLUMBIA ENVIRON.,INC 07/21/95

QA/QC for SAMPLE Nos: 7976, 7977, 7978, 7979, 7980, 7981, 7982, 7983, 7984, 7985, 7986, 7987, 7988, 7989, 7990, 7991, 7992, 7993, 7994, 7995, 7996, 7997, 7998, 7999, 8000, 8001, 8002, 8003, 8004, 8005,

				Precision Data			Accuracy Data					Ref. Sample Data				
Analysis	Blank Conc.	Sample Number	Samp Type	Rep A	Rep B	RPD %	Samp Type	Raw Samp Conc.	Spk Add Conc.	Observed Conc.	Rec. %	Sample ID	Target Conc.	Found Conc.	Rec. %	Analy. Batch Number
	--------	8054	LD	< 660	< 660	0.00	---	--------	--------	--------	------	----------	--------	--------	------	, 8359, ,
	--------	-------	BS	38.2	46.5	19.60	BS	0	50.0	38.2	76.4	----------	--------	--------	------	, 8288, 8288,
	--------	-------	BS	43.8	37.0	16.83	BSD	0	50.0	46.5	93.0	----------	--------	--------	------	, 8358, 8288,
	--------	-------	BS	41.6	44.9	7.63	BS	0	50.0	43.8	87.6	----------	--------	--------	------	, 8359, 8358,
	--------	------		--------	--------	------	BSD	0	50.0	37.0	74.0	----------	--------	--------	------	, , 8358,
	--------	------		--------	--------	------	BS	0	50.0	41.6	83.2	----------	--------	--------	------	, , 8359,
	--------	------		--------	--------	------	BSD	0	50.0	44.9	89.8	----------	--------	--------	------	, , 8359,
BENZO(A)PYRENE	< 660	7936	MS	2440	1820	29.11	MS	0	2030	2440	120.2	----------	--------	--------	------	8288, 8288, 8288,
100	< 660	7936		--------	--------	------	MSD	0	2030	1820	89.7	----------	--------	--------	------	8358, , 8288,
ug/Kg	< 660	7939	LD	< 660	< 660	0.00	---	--------	--------	--------	------	----------	--------	--------	------	8359, 8288, ,
	--------	7987	MS	3230	3150	2.51	MS	0	2070	3230	156.0	----------	--------	--------	------	, 8358, 8358,
	--------	7987		--------	--------	------	MSD	0	2070	3150	152.2	----------	--------	--------	------	, , 8358,
	--------	7996	LD	< 660	< 660	0.00	---	--------	--------	--------	------	----------	--------	--------	------	, 8358, ,
	--------	8054	LD	< 660	< 660	0.00	---	--------	--------	--------	------	----------	--------	--------	------	, 8359, ,
	--------	-------	BS	39.3	64.0	47.82	BS	0	50.0	39.3	78.6	----------	--------	--------	------	, 8288, 8288,
	--------	-------	BS	44.9	39.0	14.06	BSD	0	50.0	64.0	128.0	----------	--------	--------	------	, 8358, 8288,
	--------	-------	BS	50.5	54.9	8.35	BS	0	50.0	44.9	89.8	----------	--------	--------	------	, 8359, 8358,
	--------	------		--------	--------	------	BSD	0	50.0	39.0	78.0	----------	--------	--------	------	, , 8358,
	--------	------		--------	--------	------	BS	0	50.0	50.5	101.0	----------	--------	--------	------	, , 8359,
	--------	------		--------	--------	------	BSD	0	50.0	54.9	109.8	----------	--------	--------	------	, , 8359,

JAMES H. CARR & ASSOCIATES, INC.
Environmental Services

QC REPORT FOR ANDERSON COLUMBIA ENVIRON.,INC 07/21/95

QA/QC for SAMPLE Nos: 7976, 7977, 7978, 7979, 7980, 7981, 7982, 7983, 7984, 7985, 7986, 7987, 7988, 7989, 7990, 7991, 7992, 7993, 7994, 7995, 7996, 7997, 7998, 7999, 8000, 8001, 8002, 8003, 8004, 8005,

				Precision Data			Accuracy Data					Ref. Sample Data				
Analysis	Blank Conc.	Sample Number	Samp Type	Rep A	Rep B	RPD %	Samp Type	Raw Samp Conc.	Spk Add Conc.	Observed Conc.	Rec. %	Sample ID	Target Conc.	Found Conc.	Rec. %	Analy. Batch Number
INDENO(1,2,3-CD)PY	< 660	7936	MS	2070	1840	11.76	MS	0	2030	2070	102.0	----------	--------	--------	------	8288, 8288, 8288,
RENE	< 660	7936		--------	--------	------	MSD	0	2030	1840	90.6	----------	--------	--------	------	8358, , 8288,
8100	< 660	7939	LD	< 660	< 660	0.00	---	--------	--------	--------	------	----------	--------	--------	------	8359, 8288, ,
ug/Kg	--------	7987	MS	1990	2170	8.65	MS	0	2070	1990	96.1	----------	--------	--------	------	, 8358, 8358,
	--------	7987		--------	--------	------	MSD	0	2070	2170	104.8	----------	--------	--------	------	, , 8358,
	--------	7996	LD	< 660	< 660	0.00	---	--------	--------	--------	------	----------	--------	--------	------	, 8358, ,
	--------	8054	LD	< 660	< 660	0.00	---	--------	--------	--------	------	----------	--------	--------	------	, 8359, ,
	--------	-------	BS	38.5	46.8	19.46	BS	0	50.0	38.5	77.0	----------	--------	--------	------	, 8288, 8288,
	--------	-------	BS	35.8	29.2	20.31	BSD	0	50.0	46.8	93.6	----------	--------	--------	------	, 8358, 8288,
	--------	-------	BS	36.9	39.6	7.06	BS	0	50.0	35.8	71.6	----------	--------	--------	------	, 8359, 8358,
	--------	------		--------	--------	------	BSD	0	50.0	29.2	58.4	----------	--------	--------	------	, , 8358,
	--------	------		--------	--------	------	BS	0	50.0	36.9	73.8	----------	--------	--------	------	, , 8359,
	--------	------		--------	--------	------	BSD	0	50.0	39.6	79.2	----------	--------	--------	------	, , 8359,
DIBENZ(A,H)ANTHRAC	< 660	7936	MS	2070	1840	11.76	MS	0	2030	2070	102.0	----------	--------	--------	------	8288, 8288, 8288,
ENE	< 660	7936		--------	--------	------	MSD	0	2030	1840	90.6	----------	--------	--------	------	8358, , 8288,
8100	< 660	7939	LD	< 660	< 660	0.00	---	--------	--------	--------	------	----------	--------	--------	------	8359, 8288, ,
ug/Kg	--------	7987	MS	1990	2170	8.65	MS	0	2070	1990	96.1	----------	--------	--------	------	, 8358, 8358,
	--------	7987		--------	--------	------	MSD	0	2070	2170	104.8	----------	--------	--------	------	, , 8358,
	--------	7996	LD	< 660	< 660	0.00	---	--------	--------	--------	------	----------	--------	--------	------	, 8358, ,
	--------	8054	LD	< 660	< 660	0.00	---	--------	--------	--------	------	----------	--------	--------	------	, 8359, ,
	--------	-------	BS	38.5	46.8	19.46	BS	0	50.0	38.5	77.0	----------	--------	--------	------	, 8288, 8288,
	--------	-------	BS	35.8	29.2	20.31	BSD	0	50.0	46.8	93.6	----------	--------	--------	------	, 8358, 8288,
	--------	-------	BS	36.9	39.6	7.06	BS	0	50.0	35.8	71.6	----------	--------	--------	------	, 8359, 8358,

JAMES H. CARR & ASSOCIATES, INC.
Environmental Services

QC REPORT FOR ANDERSON COLUMBIA ENVIRON.,INC 07/21/95

QA/QC for SAMPLE Nos: 7976, 7977, 7978, 7979, 7980, 7981, 7982, 7983, 7984, 7985, 7986, 7987, 7988, 7989, 7990, 7991, 7992, 7993, 7994, 7995, 7996, 7997, 7998, 7999, 8000, 8001, 8002, 8003, 8004, 8005,

				Precision Data			Accuracy Data					Ref. Sample Data				
Analysis	Blank Conc.	Sample Number	Samp Type	Rep A	Rep B	RPD %	Samp Type	Raw Samp Conc.	Spk Add Conc.	Observed Conc.	Rec. %	Sample ID	Target Conc.	Found Conc.	Rec. %	Analy. Batch Number
	--------	------		--------	--------	------	BSD	0	50.0	29.2	58.4	----------	--------	--------	------	, , 8358,
	--------	------		--------	--------	------	BS	0	50.0	36.9	73.8	----------	--------	--------	------	, , 8359,
	--------	------		--------	--------	------	BSD	0	50.0	39.6	79.2	----------	--------	--------	------	, , 8359,
BENZO(G,H,I)PERYLE	< 660	7936	MS	1930	1740	10.35	MS	0	2030	1930	95.1	----------	--------	--------	------	8288, 8288, 8288,
NE	< 660	7936		--------	--------	------	MSD	0	2030	1740	85.7	----------	--------	--------	------	8358, , 8288,
8100	< 660	7939	LD	< 660	< 660	0.00	---	--------	--------	--------	------	----------	--------	--------	------	8359, 8288, ,
ug/Kg	--------	7987	MS	3130	2860	9.02	MS	0	2070	3130	151.2	----------	--------	--------	------	, 8358, 8358,
	--------	7987		--------	--------	------	MSD	0	2070	2860	138.2	----------	--------	--------	------	, , 8358,
	--------	7996	LD	< 660	< 660	0.00	---	--------	--------	--------	------	----------	--------	--------	------	, 8358, ,
	--------	8054	LD	< 660	< 660	0.00	---	--------	--------	--------	------	----------	--------	--------	------	, 8359, ,
	--------	-------	BS	38.2	52.0	30.60	BS	0	50.0	38.2	76.4	----------	--------	--------	------	, 8288, 8288,
	--------	-------	BS	52.6	45.0	15.57	BSD	0	50.0	52.0	104.0	----------	--------	--------	------	, 8358, 8288,
	--------	-------	BS	51.1	51.1	0.00	BS	0	50.0	52.6	105.2	----------	--------	--------	------	, 8359, 8358,
	--------	------		--------	--------	------	BSD	0	50.0	45.0	90.0	----------	--------	--------	------	, , 8358,
	--------	------		--------	--------	------	BS	0	50.0	51.1	102.2	----------	--------	--------	------	, , 8359,
	--------	------		--------	--------	------	BSD	0	50.0	51.1	102.2	----------	--------	--------	------	, , 8359,
SURROGATE	76.0	7936	MS	78.0	75.0	3.92	MS	0	100	78.0	78.0	----------	--------	--------	------	8288, 8288, 8288,
2-FLUOROBIPHENYL	--------	7936		--------	--------	------	MSD	0	100	75.0	75.0	----------	--------	--------	------	, , 8288,
8100	--------	7939	LD	78.0	69.0	12.24	---	--------	--------	--------	------	----------	--------	--------	------	, 8288, ,
% Recovery	--------	7987		--------	--------	------	MS	0	50.0	51.2	102.4	----------	--------	--------	------	, , 8358,
	--------	7987		--------	--------	------	MSD	0	50.0	54.7	109.4	----------	--------	--------	------	, , 8358,
	--------	8004		--------	--------	------	MS	0	50.0	56.6	113.2	----------	--------	--------	------	, , 8359,

JAMES H. CARR & ASSOCIATES, INC.
Environmental Services

QC REPORT FOR ANDERSON COLUMBIA ENVIRON.,INC 07/21/95

QA/QC for SAMPLE Nos: 7976, 7977, 7978, 7979, 7980, 7981, 7982, 7983, 7984, 7985, 7986, 7987, 7988, 7989, 7990, 7991, 7992, 7993, 7994, 7995, 7996, 7997, 7998, 7999, 8000, 8001, 8002, 8003, 8004, 8005,

				Precision Data			Accuracy Data					Ref. Sample Data				
Analysis	Blank Conc.	Sample Number	Samp Type	Rep A	Rep B	RPD %	Samp Type	Raw Samp Conc.	Spk Add Conc.	Observed Conc.	Rec. %	Sample ID	Target Conc.	Found Conc.	Rec. %	Analy. Batch Number
	--------	8004		--------	--------	------	MSD	0	50.0	59.0	118.0	----------	--------	--------	------	, , 8359,
	--------	-------	BS	55.0	72.0	26.77	BS	0	100	55.0	55.0	----------	--------	--------	------	, 8288, 8288,
	--------	------		--------	--------	------	BSD	0	100	72.0	72.0	----------	--------	--------	------	, , 8288,
	--------	------		--------	--------	------	B	0	50.0	37.0	74.0	----------	--------	--------	------	, , 8358,
	--------	------		--------	--------	------	BS	0	50.0	39.5	79.0	----------	--------	--------	------	, , 8358,
	--------	------		--------	--------	------	BSD	0	50.0	35.5	71.0	----------	--------	--------	------	, , 8358,
	--------	------		--------	--------	------	BS	0	50.0	45.3	90.6	----------	--------	--------	------	, , 8359,
	--------	------		--------	--------	------	BSD	0	50.0	42.8	85.6	----------	--------	--------	------	, , 8359,
	--------	------		--------	--------	------	B	0	50.0	46.0	92.0	----------	--------	--------	------	, , 8359,
SURROGATE	90.0	7936	MS	91.0	99.0	8.42	MS	0	100	91.0	91.0	----------	--------	--------	------	8288, 8288, 8288,
O-TERPHENYL	--------	7936		--------	--------	------	MSD	0	100	99.0	99.0	----------	--------	--------	------	, , 8288,
8100	--------	7939	LD	94.0	84.0	11.24	---	--------	--------	--------	------	----------	--------	--------	------	, 8288, ,
% Recovery	--------	7987		--------	--------	------	MS	0	50.0	59.6	119.2	----------	--------	--------	------	, , 8358,
	--------	7987		--------	--------	------	MSD	0	50.0	80.7	161.4	----------	--------	--------	------	, , 8358,
	--------	8004		--------	--------	------	MS	0	50.0	58.0	116.0	----------	--------	--------	------	, , 8359,
	--------	8004		--------	--------	------	MSD	0	50.0	52.7	105.4	----------	--------	--------	------	, , 8359,
	--------	-------	BS	86.0	97.0	12.02	BS	0	100	86.0	86.0	----------	--------	--------	------	, 8288, 8288,
	--------	------		--------	--------	------	BSD	0	100	97.0	97.0	----------	--------	--------	------	, , 8288,
	--------	------		--------	--------	------	B	0	50.0	41.8	83.6	----------	--------	--------	------	, , 8358,
	--------	------		--------	--------	------	BS	0	50.0	54.1	108.2	----------	--------	--------	------	, , 8358,
	--------	------		--------	--------	------	BSD	0	50.0	43.3	86.6	----------	--------	--------	------	, , 8358,
	--------	------		--------	--------	------	BS	0	50.0	50.3	100.6	----------	--------	--------	------	, , 8359,
	--------	------		--------	--------	------	BSD	0	50.0	51.0	102.0	----------	--------	--------	------	, , 8359,

JAMES H. CARR & ASSOCIATES, INC.
Environmental Services

QC REPORT FOR ANDERSON COLUMBIA ENVIRON.,INC 07/21/95

QA/QC for SAMPLE Nos: 7976, 7977, 7978, 7979, 7980, 7981, 7982, 7983, 7984, 7985, 7986, 7987, 7988, 7989, 7990, 7991, 7992, 7993, 7994, 7995, 7996, 7997, 7998, 7999, 8000, 8001, 8002, 8003, 8004, 8005,

				Precision Data			Accuracy Data					Ref. Sample Data				
Analysis	Blank Conc.	Sample Number	Samp Type	Rep A	Rep B	RPD %	Samp Type	Raw Samp Conc.	Spk Add Conc.	Observed Conc.	Rec. %	Sample ID	Target Conc.	Found Conc.	Rec. %	Analy. Batch Number
	--------	------		--------	--------	------	B	0	50.0	51.6	103.2	----------	--------	--------	------	, , 8359,

CASE NARRATIVE FOR FORT STEWART 8100 PAHS

Samples 7976-8005: Many of these samples contained high concentrations of mid-range boiling hydrocarbons, making it necesssary to use dilutions for both analysis by GC and confirmation by GC/MS. The GC/MS confirmations were done at the highest concentration possible in order to attempt to keep reasonable detection limits. Representative GC/MS chromatograms are attached.

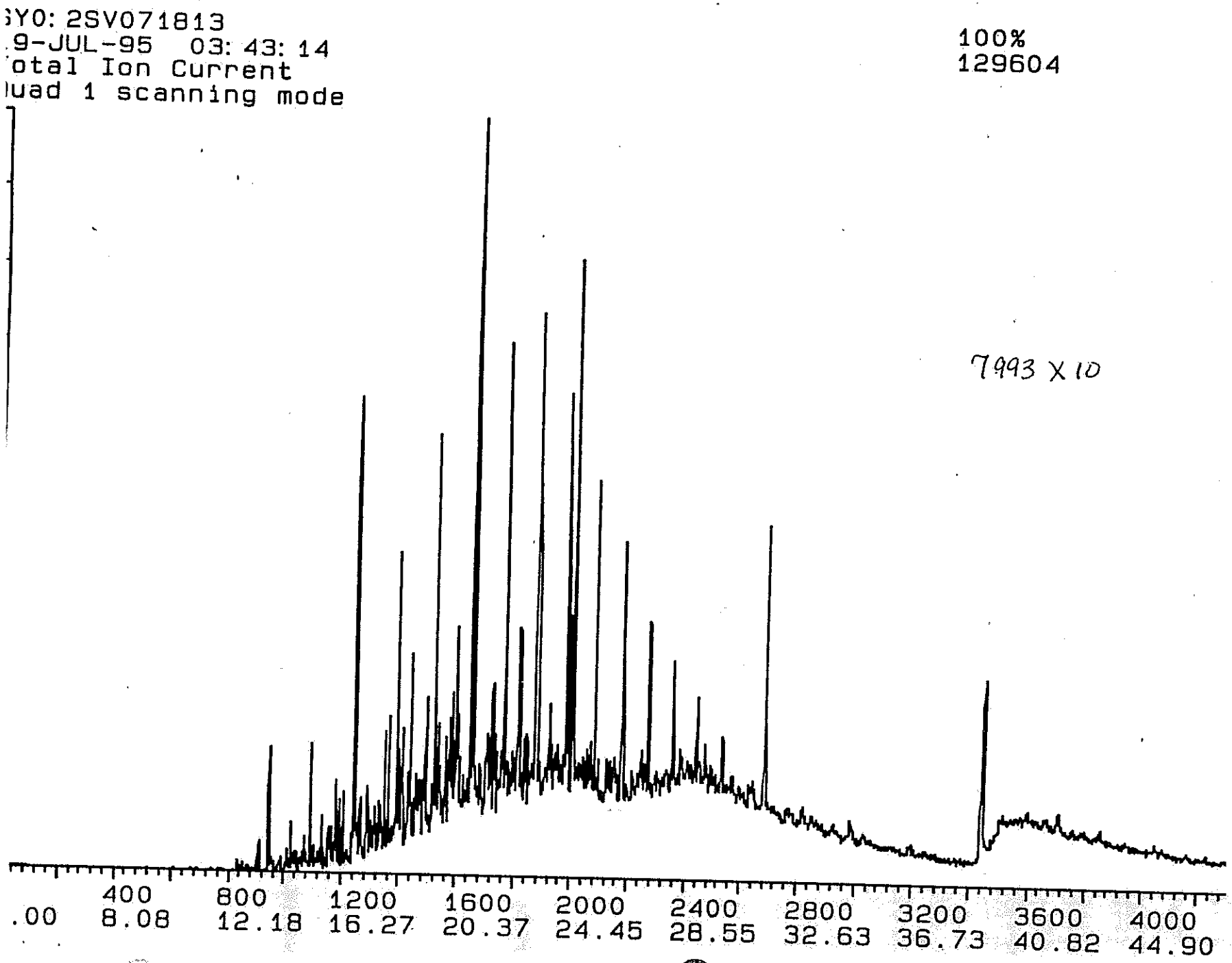
SYO: 2SV071813
9-JUL-95 03: 43: 14
Total Ion Current
Quad 1 scanning mode
100%
129604
7993 X 10
400 800 1200 1600 2000 2400 2800 3200 3600 4000
.00 8.08 12.18 16.27 20.37 24.45 28.55 32.63 36.73 40.82 44.90

SY0: 2SV071809
18-JUL-95 23:04:31
Total Ion Current
Quad 1 scanning mode

100%
129912

7991

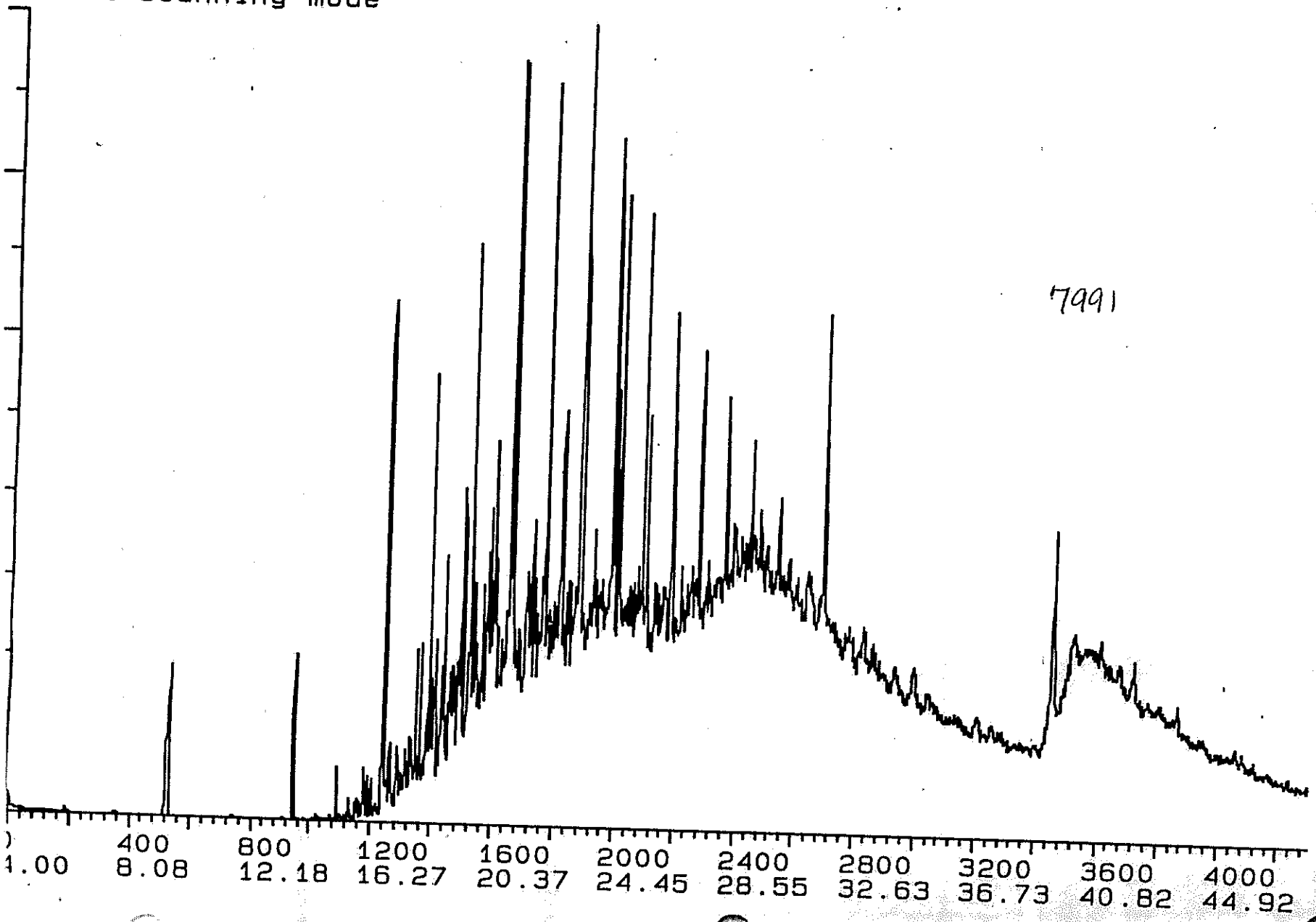

Bat. 1955

ANDERSON COLUMBIA
ENVIRONMENTAL, INC.
CHAIN OF CUSTODY RECORD

44

Project No.: #8084

Project Name: FT. STEWART

Samplers (Signature): Lamar L. Kennedy

	Sample Number	Date	Time	Grab	Comp.	Sample Location	No. of Containers	Preservative	8080	8100	9071					Remarks:
7988	#76-T1-S1	6-21-95	15:20			TANK PIT	3	–	✓	✓	✓					Soils THESE SAMPLES ARE FROM TANK # 76.
7989	#76-T1-S2	6-21-95	15:25			"	3	–	✓	✓	✓					
7990	#76-E.S.W.	6-21-95	15:30			"	3	–	✓	✓	✓					
7991	#76-W.S.W.	6-21-95	15:35			"	3	–	✓	✓	✓					
7992	#76-S.S.W.	6-21-95	15:40			"	3	–	✓	✓	✓					
7993	#76-N.S.W.	6-21-95	15:45			"	3	–	✓	✓	✓					

Relinquished by:	Date / Time	Received by:	Relinquished by:	Date / Time	Received by:
Lamar L. Kennedy	6-21-95				
Relinquished by:	**Date / Time**	**Received by:**	**Relinquished by:**	**Date / Time**	**Remarks:**
Relinquished by:	**Date / Time**	**Received by:**			
Greyhound	6/23/95 11:40	D. Hutto			

Excavation of Contaminated Soil and Supporting Manifests

Anderson Columbia (ACE) did not maintain accurate records from individual UST removals prior to 1996. Therefore, the Installation cannot confirm whether or not soil was removed from these sites. Conversations with ACE personnel who were on this project support the claim that soil was NOT excavated at these sites.

NOTE: All contaminated soil removed during the **entire** project (i.e., all 52 USTs removed under contract with ACE, to include clean and non-clean closures) was tested and transported to Kedesh, Inc., Highway 84, Ludowici, GA 31316. The Installation has records of all manifests and weight tickets for this project. However, site/UST specific information is not available.

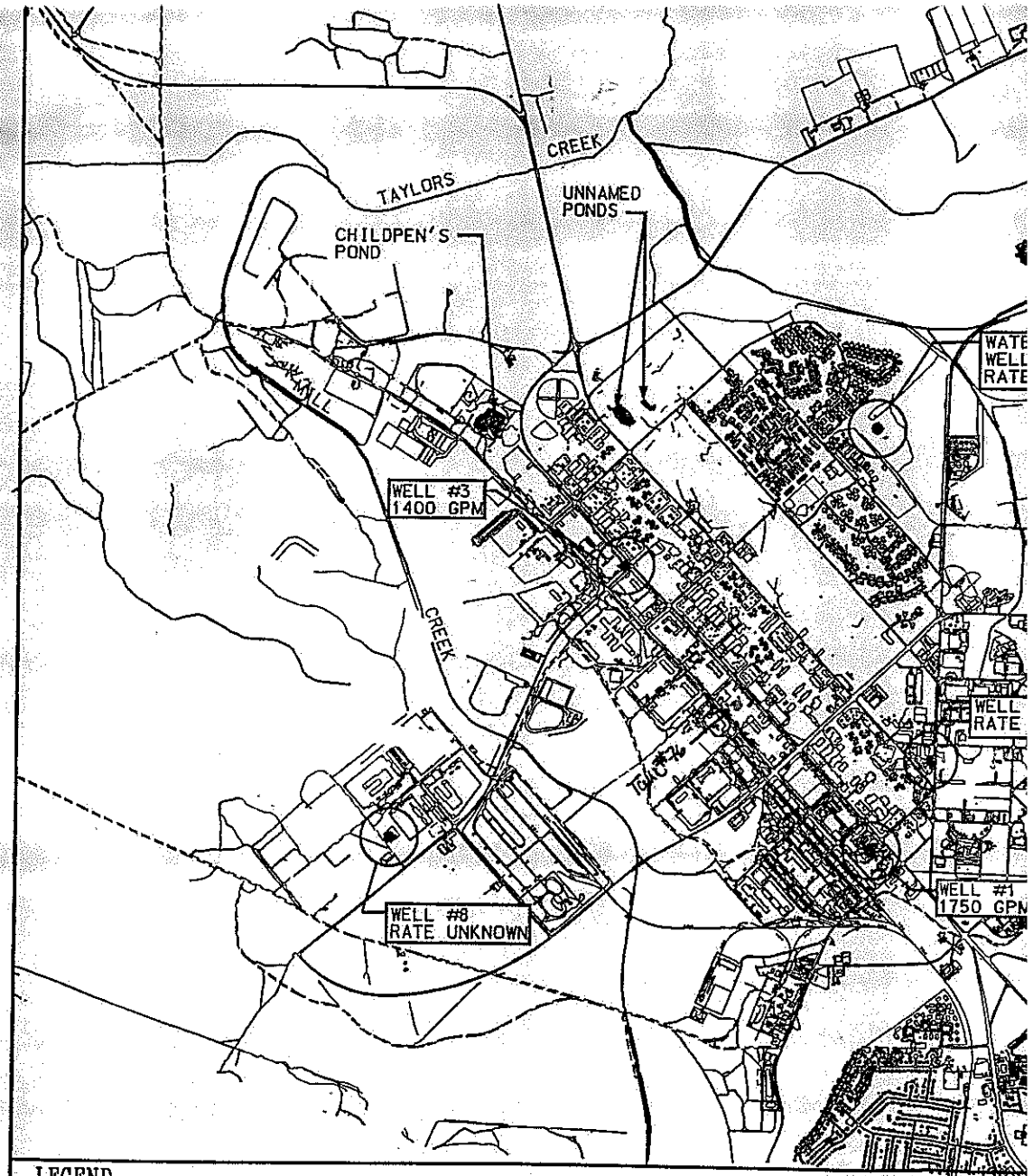

LEGEND

CREEK

POND

500' RADIUS

GPM = GALLONS PER MINUTE

Figure . Vicinity Map Illustrating
Groundwater Supply Wells and Surfa
Within the Fort Stewart Garri