

FINAL



IMA

CORRECTIVE ACTION PLAN

PART B ADDENDUM #2



3d Inf Div (Mech)

**Underground Storage Tanks 25 & 26
Facility ID #9-025008
Building 1343
Hunter Army Airfield, Georgia**

Prepared for



**U.S. ARMY CORPS OF ENGINEERS
SAVANNAH DISTRICT**

Contract No. DACA21-02-D-0004
Delivery Order 0006

April 2003

DOCUMENT 3.12



FINAL

**CORRECTIVE ACTION PLAN-PART B
ADDENDUM #2
UNDERGROUND STORAGE TANKS 25 & 26
FACILITY IDENTIFICATION NUMBER #9-025008
BUILDING 1343
HUNTER ARMY AIRFIELD, GEORGIA**

Prepared for
U. S. Army Corps of Engineers
Savannah District
Under Contract Number DACA21-02-D-0004
Delivery Order Number 0006

Prepared by
SCIENCE APPLICATIONS INTERNATIONAL CORPORATION
151 Lafayette Drive
Oak Ridge, TN 37830

April 2003

TABLE OF CONTENTS

I.	CORRECTIVE ACTION PLAN CERTIFICATION – PART B.....	1
II.	SITE INVESTIGATION REPORT.....	7
II.A.	HORIZONTAL AND VERTICAL EXTENT OF CONTAMINATION	8
II.A.1.	Delineation of Soil Contamination.....	8
II.A.2.	Delineation of Groundwater Contamination	8
II.A.2.a.	Benzene Contamination in Groundwater	8
II.A.2.b.	TCE Contamination in Groundwater	8
II.A.3.	Delineation of Free Product Plume	16
II.A.4.	Delineation of Surface Water and Sediment Contamination.....	16
II.B.	REGIONAL, LOCAL, AND SITE HYDROGEOLOGY	16
II.B.1.	Documentation of Local Groundwater Conditions	16
II.B.1.a.	Groundwater Usage	16
II.B.1.b.	Aquifer Description.....	17
II.B.1.c.	Surface Water	18
II.B.2.	Stratigraphic Boring Logs	18
II.B.2.a.	Local Stratigraphy	18
II.B.2.b.	Site Stratigraphy	19
II.B.3.	Stratigraphic Cross Sections.....	19
II.B.4.	Geotechnical Analysis	19
II.B.5.	Direction of Groundwater Flow	19
II.B.5.a.	Well Construction Details.....	19
II.B.5.b.	Potentiometric Mapping	19
II.B.5.c.	Equipotential Flow Net.....	20
III.	REMEDIAL ACTION PLAN	21
III.A.	CORRECTIVE ACTION COMPLETED OR IN PROGRESS	21
III.A.1.	Recovery/Removal of Free Product	21
III.A.2.	Remediation/Treatment of Contaminated Backfill Material and Native Soil	21
III.B.	OBJECTIVES OF CORRECTIVE ACTION	21
III.B.1.	Remove Free Product that Exceeds One-Eighth Inch	21
III.B.2.	Remediate Groundwater Contamination	21
III.B.3.	Remediate Soil Contamination.....	22
III.B.4.	Provide Risk-Based Corrective Action	22
III.C.	DESIGN AND OPERATION OF CORRECTIVE ACTION SYSTEMS	22
III.D.	IMPLEMENTATION	23
III.D.1.	Milestone Schedule	23
III.D.2.	Progress Reporting	23
III.D.3.	Certificate of Completion Report	23
III.D.4.	Inspection Schedule and Preventative Maintenance Program.....	24
III.D.5.	Periodic Monitoring	24
III.D.6.	Effectiveness of Corrective Action	24
III.D.7.	Confirmatory Soil Sampling Plan	24
III.D.8.	Stockpiled Bulk Soil Sampling	24
III.D.9.	Monitoring Only Termination Conditions.....	24
III.D.10.	Post-Completion Site Restoration Activities.....	25
III.E.	PUBLIC NOTIFICATION.....	25

IV. CLAIM FOR REIMBURSEMENT.....	27
V. REFERENCES	29

List of Appendices

APPENDIX I: REPORT FIGURES	I-1
Figure 1 Location Map of the USTs 25 & 26 Site, at Hunter Army Airfield, Chatham County, Georgia.....	I-3
Figure 2 Site Map of the USTs 25 & 26 Site, Facility ID #9-025008	I-4
Figure 3 Monitoring Well Location Map of the USTs 25 & 26 Site, Facility ID #9-025008	I-5
Figure 4 Vertical-Profile Location Map of the USTs 25 & 26 Site, Facility ID #9-025008	I-6
Figure 5 VOC Groundwater Quality Map of the Deep Surficial Aquifer (June 2001) at the USTs 25 & 26 Site, Facility ID #9-025008	I-7
Figure 6a VOC Groundwater Quality Map of the Vertical-Profile Borings (July 2002) at the USTs 25 & 26 Site, Facility ID #9-025008	I-9
Figure 6b VOC Groundwater Quality Map of the Vertical-Profile Borings (July 2002) at the USTs 25 & 26 Site, Facility ID #9-025008	I-11
Figure 7 TCE Concentrations in Groundwater at 10 to 20 ft BGS at the USTs 25 & 26 Site, Facility ID #9-025008	I-13
Figure 8 TCE Concentrations in Groundwater at 20 to 30 ft BGS at the USTs 25 & 26 Site, Facility ID #9-025008	I-14
Figure 9 TCE Concentrations in Groundwater at 30 to 40 ft BGS at the USTs 25 & 26 Site, Facility ID #9-025008	I-15
Figure 10 TCE Concentrations in Groundwater at 40 to 50 ft BGS at the USTs 25 & 26 Site, Facility ID #9-025008	I-16
Figure 11 VOC Groundwater Quality Map (December 2002) of the USTs 25 & 26 Site, Facility ID #9-025008	I-17
Figure 12 VOC Groundwater Quality Map of the Vertical-Profile Borings (December 2002) at the USTs 25 & 26 Site, Facility ID #9-025008	I-19
Figure 13 Locations of Public and Nonpublic Supply Wells at Hunter Army Airfield and Surrounding Area	I-21
Figure 14 Locations of Surface Water Bodies and Water Supply Wells at Hunter Army Airfield	I-23
Figure 15 Shallow Surficial Aquifer Groundwater Potentiometric Surface Map and Equipotential Flow Net (December 2002) of the USTs 25 & 26 Site, Facility ID #9-025008.....	I-25
Figure 16 Deep Surficial Aquifer Groundwater Potentiometric Surface Map and Equipotential Flow Net (December 2002) of the USTs 25 & 26 Site, Facility ID #9-025008.....	I-26
Figure 17 Proposed Vertical-Profile and Well Locations for the USTs 25 & 26 Site, Facility ID #9-025008	I-27
APPENDIX II: REPORT TABLES.....	II-1
Table 1 Groundwater Analytical Results.....	II-3
Table 2 USACE Vertical-Profile Groundwater Analytical Results	II-18
Table 3 CAP–Part B Well Construction Details	II-19
Table 4 CAP–Part A/B Groundwater Elevations	II-21
APPENDIX III: WATER RESOURCES SURVEY DOCUMENTATION	III-1
APPENDIX IV: SOIL BORING LOGS	IV-1

APPENDIX V:	SOIL AND SEDIMENT LABORATORY RESULTS	V-1
APPENDIX VI:	ALTERNATE CONCENTRATION LIMIT AND ALTERNATE THRESHOLD LEVEL CALCULATIONS.....	VI-1
APPENDIX VII:	MONITORING WELL DETAILS	VII-1
APPENDIX VIII:	GROUNDWATER AND SURFACE WATER LABORATORY RESULTS	VIII-1
APPENDIX IX:	CONTAMINATED SOIL DISPOSAL	IX-1
APPENDIX X:	SITE RANKING FORM	X-1
APPENDIX XI:	PUBLIC NOTIFICATION	XI-1
ATTACHMENT A:	CERTIFICATES OF ANALYSIS.....	Att-1

LIST OF ACRONYMS

ACL	alternate concentration limit
ATL	alternate threshold level
BGS	below ground surface
BTEX	benzene, toluene, ethylbenzene, and xylenes
CAP	Corrective Action Plan
COPC	constituent of potential concern
DAF	dilution attenuation factor
DPW	Directorate of Public Works
EPA	U. S. Environmental Protection Agency
GA EPD	Georgia Environmental Protection Division
gpm	gal/min
GUST	Georgia Underground Storage Tank Management Program
HAAF	Hunter Army Airfield
IWQS	In-Stream Water Quality Standard
MCL	maximum contaminant level
PAH	polynuclear aromatic hydrocarbon
SI	site investigation
TCE	trichloroethene
USACE	U. S. Army Corps of Engineers
UST	underground storage tank
VOC	volatile organic compound

I. CORRECTIVE ACTION PLAN CERTIFICATION – PART B

(Form and certification follow this page.)

THIS PAGE INTENTIONALLY LEFT BLANK.

Georgia Department of Natural Resources

Environmental Protection Division

Land Protection Branch

Underground Storage Tank Management Program

4244 International Parkway, Suite 104

Atlanta, Georgia 30354

Phone (404) 362-2687

FAX (404) 362-2654

**CORRECTIVE ACTION PLAN
PART B**

Facility Name: Building 1343, USTs 25 & 26 Site

Street Address: 2nd BN 3d Aviation Brigade (previously 260th Quartermaster) Motor Pool, Tubb Street

City: Hunter Army Airfield **County:** Liberty

Facility ID #: 9-025008

Submitted by UST Owner/Operator:

Name: Thomas C. Fry/Environmental Branch
Company: US Army/HQ 3d Inf. Div (Mech)
Address: DPW ENRD ENV. Br (Fry)
1557 Frank Cochran, Building 1139
City: Fort Stewart State: GA
Zip Code: 31314-4928

Prepared by:

Name: Patricia Stoll
Company: Science Applications International Corp.
Address: P.O. Box 2501
City: Oak Ridge State: TN
Zip Code: 37831

I. PLAN CERTIFICATION

A. UST Owner/Operator

I hereby certify that the information contained in this plan and in all the attachments is true, accurate, and complete, and the plan satisfies all criteria and requirements of Rule 391-3-15-.09 of the Georgia Rules for Underground Storage Tank Management.

Name: Thomas C. Fry

Signature: _____


Date: _____

B. Professional Engineer or Professional Geologist

Name: Patricia Stoll

Signature: *Patricia Stoll*

Date: 4/4/03



Check all boxes below that apply. Attach supporting documentation, i.e., narrative, figures, tables, maps, boring/well logs, etc., for all items checked. Supporting documentation should be three-hole punched and prepared in conformity with the guidance document “Underground Storage Tank (UST) Release: Corrective Action Plan – Part B (CAP-B) Content”, GUST-7B.

II. SITE INVESTIGATION REPORT

A. Horizontal and Vertical Extent of Contamination:

- | | |
|---|--|
| <input checked="" type="checkbox"/> Soil (Section II.A.1) | <input checked="" type="checkbox"/> Groundwater (Section II.A.2) |
| <input type="checkbox"/> Free Product (Section II.A.3) | <input checked="" type="checkbox"/> Surface Water (Section II.A.4) |

B. Local and Site Hydrogeology

- ☒ Documentation of Local Groundwater Conditions (Section II.B.1)
- ☒ Stratigraphic Boring Logs (Section II.B.2)
- ☒ Stratigraphic Cross Sections (Section II.B.3)
- ☒ Referenced or Documented Calculations of Relevant Aquifer Parameters (Section II.B.4)
- ☒ Direction of Groundwater Flow (Section II.B.5)
 - ☒ Table of Monitoring Well Data (Table 2)
 - ☒ Potentiometric Map (Figures 14 & 15)
 - ☒ Flow Net Superimposed on a Base Map (Figures 14 and 15)

III. REMEDIAL ACTION PLAN:

A. Corrective Action Completed or In-Progress:

- ☐ Recovery/Removal of Free-Product (Non-aqueous Phase Hydrocarbons)
- ☐ Remediation/Treatment of Contaminated Backfill Material & Native Soils
- ☒ Other (specify) Monitoring Only Plan for benzene plume

B. Objective of Corrective Action:

- ☐ Remove Free Product That Exceeds One-Eighth Inch
- ☐ Remediate Groundwater Contamination That Exceeds:
 - ☐ Maximum Contaminant Levels (MCLs)

OR

- ☐ In-stream Water Quality Standards

B. Objective of Corrective Action (continued):

☐ Remediate Soil Contamination That Exceeds:

☐ Threshold Values Listed in Table A

OR

☐ Threshold Values Listed in Table B

OR

☐ Alternate Threshold Levels (ATLs)

☒ Provide Risk Based Corrective Action for Benzene Plume (CAP-Part B Report)

☐ Remediate Soil and/or Groundwater Contamination That Exceeds Alternate Concentration Limits (ACLs) and Monitor Residual Contaminants

OR

☒ Monitor Soil and/or Groundwater Contamination That Exceeds Levels in Rule -.09 (3) But Is Less Than ACLs

OR

☐ No Further Action Required - Soil and/or Groundwater Contamination is Below Levels in Rule -.09 (3)

C. Design Operation of Corrective Action Systems

☐ Soil ☐ Groundwater ☐ Free Product ☐ Surface Water ☒ Not Applicable

D. Implementation (Section III.D)

Includes, as a minimum, the following:

- Milestone schedule for site remediation
- Inspection and preventive maintenance schedule for all specialized remediation equipment
- Monitoring/sampling and reporting plan for measuring interim progress and project completion
- Plan to decommission equipment/wells and close site

IV. PUBLIC NOTICE

☐ Certified Letters to Adjacent, and Potentially Affected Property Owners and Local Officials

☒ Legal Notice in Newspaper, as approved by EPD (Section III.E)

☐ Other EPD-approved Method (specify)

V. CLAIM FOR REIMBURSEMENT: (For GUST Trust Fund sites only)

☐ GUST Trust Fund Application (GUST-36), must be attached if applicable

☐ Cost Proposal

☐ Non-Reimbursable Costs

OR

☐ Reimbursable Costs

☐ Total Project Costs

☐ Costs incurred to date, per GUST-92

☐ Estimated costs to complete corrective action, per GUST-92

☐ Invoices and Proofs-of-Payment for Costs Incurred to Date

☐ Proposed Schedule For Reimbursement

☐ Lump Sum Payment Upon Completion Of Corrective Action

OR

☐ Interim Payments With Final Payment Upon Completion

☒ Not Applicable

II. SITE INVESTIGATION REPORT

The results of the initial Corrective Action Plan (CAP)–Part B investigation at the former Underground Storage Tanks (USTs) 25 & 26, Facility ID #9-025008, Building 1343, at Hunter Army Airfield (HAAF), Georgia, are presented in the CAP–Part B report (SAIC 2000). The CAP–Part B Addendum #1 (SAIC 2001a) documents the first phase of the supplemental investigation activities related to the chlorinated solvent plume that was discovered during the activities in 1999. This addendum documents the second phase of supplemental investigation activities conducted between April 2001 and December 2002 related to that plume.

The USTs 25 & 26 site is located in the 2nd BN 3d Aviation Brigade Motor Pool (previously the 260th Quartermaster Motor Pool) on Tubb Road, as illustrated in Figure 1. A general site map showing the location of the USTs, ancillary piping, and underground utilities is provided in Figure 2. The USTs 25 & 26 site is located within an average or higher groundwater pollution susceptibility area, is more than 500 ft from a withdrawal point, and is less than 500 ft from a surface water body. Because a public water supply well exists within 2 miles of the site, as defined in Georgia Underground Storage Tank (GUST) Management Rule 391-5-15.09, the appropriate soil threshold levels are those presented in Table A, Column 2 of GUST Rules 391-5-15. According to the operational information provided by the Fort Stewart Directorate of Public Works (DPW), UST 25 had a capacity of 25,000 gal and was used for storing diesel fuel. UST 26 had a capacity of 6,000 gal and was used for storing gasoline. Both USTs were located in the same tank pit and were constructed of fiberglass-coated steel. The associated piping was constructed of steel with a protective coating. The construction of the refueling station was completed in 1986, but the station did not become operational until October 1989. The piping associated with the system was replaced with flex piping in 1992 under a U. S. Army Corps of Engineers (USACE) project. The tanks and associated piping were abandoned in place in July 1998.

The horizontal and vertical extent of petroleum-related contamination in soil and groundwater was determined during the CAP–Part B investigation. In addition to the benzene, toluene, ethylbenzene, and xylenes (BTEX) contamination at the site, the CAP–Part B documented the presence of trichloroethene (TCE) in groundwater. The source and extent of the TCE contamination were not determined during the investigation. The groundwater Monitoring Only Plan proposed in the CAP–Part B report (SAIC 2000) recommended semiannual monitoring of the shallow BTEX and deep TCE contamination. Additional investigative activities were recommended to determine the extent and source of the TCE plume prior to remediation. As a result supplemental investigation activities were conducted in 2000 and 2001 in an effort to determine the extent of the deep TCE contamination. The results of this investigation were discussed in Addendum #1 (SAIC 2001a). The lateral extent of the TCE contamination was not determined in the first phase of the supplemental investigation. Addendum #1 (SAIC 2001a) recommended additional investigative activities in an effort to determine the horizontal extent of the TCE contamination. As part of the second phase of the supplemental investigation, five vertical profiles were installed in July 2002, followed by five wells in October 2002. The five wells were then sampled in December 2002. The locations of the monitoring wells and vertical profiles installed as part of the CAP–Part B and supplemental investigation activities are shown in Figures 3 and 4, respectively.

This addendum is being submitted to the Georgia Environmental Protection Division (GA EPD) Underground Storage Tank Management Program to document the results of the second phase of the supplemental investigation (i.e., April 2001 through December 2002) of the chlorinated solvent plume discovered in 1999 during the CAP–Part B investigation. The supplemental investigation was performed by Science Applications International Corporation for the Fort Stewart DPW, Environmental Branch, through the USACE, Savannah District, in April 2001 through December 2002 under contract DACA21-02-D-0004, delivery order 0006.

II.A. HORIZONTAL AND VERTICAL EXTENT OF CONTAMINATION

The horizontal and vertical extent of petroleum-related contamination in soil and groundwater was delineated by activities performed during the previous investigations, CAP–Part A site investigation (SI), and CAP–Part B SI and was documented in the CAP–Part B report (SAIC 2000).

The vertical extent of chlorinated-solvent-related contamination, primarily TCE, in groundwater was determined during the supplemental investigation activities that occurred in 2000 and 2001; however, the horizontal extent of the contamination was not determined during those activities. The results of the various supplemental investigation activities are described in the following sections.

II.A.1. Delineation of Soil Contamination

The delineation of petroleum-related soil contamination was discussed in the CAP–Part B report (SAIC 2000). No additional soil sampling was conducted with regard to the chlorinated solvent groundwater plume observed during the CAP–Part B investigation.

II.A.2. Delineation of Groundwater Contamination

II.A.2.a. Benzene Contamination in Groundwater

BTEX and polynuclear aromatic hydrocarbon (PAH) compounds were detected in groundwater samples collected during the various investigations. This contamination was discussed in the CAP–Part B report (SAIC 2000). The report recommended a monitoring only program for the benzene contamination in groundwater, which was approved by GA EPD. The semiannual monitoring only program was implemented in June 2000. Benzene was the only constituent to exceed its In-Stream Water Quality Standard (IWQS) of 71.28 µg/L. The fate and transport modeling results were revised in the first annual monitoring only report (SAIC 2001b) using the results from the semiannual monitoring events to calibrate the model. Because of the revised fate and transport modeling results, a revised alternate concentration limit (ACL) for benzene of 1,076 µg/L was proposed for the site in the first annual monitoring only report (SAIC 2001b). As of February 2003 GA EPD had not provided a technical review of the first annual monitoring only report. The second annual monitoring only report was submitted in July 2002 (SAIC 2002). The third annual monitoring only report is scheduled for submittal in July 2003.

II.A.2.b. TCE Contamination in Groundwater

In addition to the petroleum-related compounds, TCE was tentatively identified in several groundwater samples during the first phase of CAP–Part B field activities in May 1999. As a result the second phase of the CAP–Part B investigation in September 1999 was expanded to include analysis for volatile organic compounds (VOCs); however, the horizontal extent of the TCE contamination was not determined during the CAP–Part B investigation. The CAP–Part B report recommended that additional investigation activities be conducted to determine the extent of TCE contamination in groundwater and that the three deep wells (i.e., AF-40, AF-41, and AF-42) installed in February 2000 be sampled as part of the semiannual monitoring only program. The horizontal extent of the TCE contamination was not determined through the installation of the vertical-profile borings installed in December 2000 and discussed in Addendum #1 (SAIC 2001a). As recommended in the second annual monitoring only report (SAIC 2002), monitoring of the three deep wells for VOCs was discontinued under the monitoring only program because of the additional investigation activities being performed with respect to the TCE plume.

II.A.2.b.1. CAP–Part B Groundwater Sampling – September 1999

The groundwater samples collected in May 1999 contained numerous tentatively identified compounds. TCE was one of the primary compounds tentatively identified in shallow wells AF-17, AF-18, AF-19, AF-23, AF-24, AF-25, AF-26, AF-27, AF-28, and AF-29, which are located downgradient of the former UST site along the drainage ditch. In addition, the groundwater samples from the two vertical-profile borings, AF-21 and AF-22, located closer to the UST also contained TCE at several depth intervals. As a result of this tentative identification, monitoring wells AF-01 through AF-29 (except for borings AF-06, AF-10, AF-21, and AF-23, which were not converted to monitoring wells) were resampled in September 1999. The groundwater samples were analyzed for the full suite of VOCs.

In September 1999, 57 groundwater samples were collected from 3 vertical-profile borings and 32 shallow monitoring wells and analyzed for VOCs to confirm the presence of TCE. The VOC analytical results from September 1999 were presented in the CAP–Part B report and confirmed the presence of TCE and several other organic compounds in the wells listed above, except AF-24. The analytical results are summarized in Table 1 and were presented in Addendum #1 (SAIC 2001a).

During the September 1999 groundwater sampling event, benzene; 1,1-dichloroethene; and TCE were the only constituents to exceed their respective maximum contaminant levels (MCLs) or IWQSSs. The benzene contamination is related to the operation of the USTs and is being addressed in a monitoring only program. The source of the TCE and its degradation products (i.e., 1,1-dichloroethene) has not been determined.

During the September 1999 sampling event, the highest TCE concentrations in the shallow monitoring wells were located in wells AF-25, AF-26, AF-27, and AF-37, which are south of the site near the intersection of several drainage ditches or swales. In September 1999 there was no TCE contamination above the MCL in the shallow wells located in the motor pool of the USTs 25 & 26 site. The maximum TCE concentration in vertical profile AF-30, which is located within the motor pool, occurred at 26 to 30 ft below ground surface (BGS) and then continued to decrease with depth. As a result of these findings, additional vertical-profile borings were recommended to the north, east, and west of vertical profile AF-30 to determine the horizontal and vertical extent of TCE contamination. In addition, vertical-profile borings were recommended to the south and west of well AF-27 to determine if there was a source area in those directions.

II.A.2.b.2. Additional Deep Well Installation and Sampling – February 2000

As recommended in the CAP–Part B report, three deep monitoring wells (i.e., AF-40, AF-41, and AF-42) were installed in January 2000 to monitor the TCE plume as part of the monitoring only program. Groundwater samples were collected from these three wells in February 2000. The analytical results are summarized in Table 1 and presented in Addendum #1 (SAIC 2001a).

Analytical results from the well installation in February 2000 showed concentrations of chlorinated solvents in deep wells AF-40 and AF-41, which are screened from 28.5 to 33.0 ft BGS. No chlorinated constituents were detected in AF-42. 1,1-Dichloroethene was estimated at 0.94J µg/L in well AF-41. 1,2-Dichloroethene was detected at 15.4 µg/L in well AF-40 and 35.6 µg/L in well AF-41. TCE was detected at 53.3 µg/L in well AF-40 and 158 µg/L in well AF-41.

II.A.2.b.3. First Semiannual Sampling Event – June 2000

As recommended in the CAP–Part B report, a monitoring only program was implemented at the site in June 2000 to monitor the benzene and TCE plumes. In June 2000 three groundwater samples were

collected from three deep monitoring wells (i.e., AF-40, AF-41, and AF-42) and analyzed for VOCs to monitor the presence of TCE in the deep surficial aquifer in accordance with the recommendation in Section III.D.5 of the CAP–Part B report (SAIC 2000). The analytical results are summarized in Table 1 and were presented in Addendum #1 (SAIC 2001a).

Analytical results from the first semiannual sampling event in June 2002 showed concentrations of chlorinated solvents in deep wells AF-40 and AF-41. No chlorinated constituents were detected in AF-42. 1,1-Dichloroethene was detected at 1.6 µg/L in well AF-40 and 3 µg/L in well AF-41. 1,2-Dichloroethene was detected at 63.3 µg/L in well AF-40 and 110 µg/L in well AF-41. TCE was detected at 353 µg/L in well AF-40 and 636 µg/L in well AF-41. The TCE concentrations in AF-40 and AF-41 had increased since the February 2000 sampling event.

II.A.2.b.4. Supplemental Groundwater Sampling to Support Geophysical Survey – September 2000

In April 2000 and October/November 2000, Argonne National Laboratory conducted a geophysical survey in the wooded area southeast (i.e., east of the intersection of the drainage ditches and swales) of the USTs 25 & 26 site to better characterize the subsurface geology controlling the migration and entrapment of TCE. The survey was conducted in this area because of the TCE concentrations observed in the shallow monitoring wells during the September 1999 investigation. The September 2000 sampling event was conducted to provide analytical data that coincided with conducting of the geophysical survey field activities. The report prepared by Argonne National Laboratory was provided in Attachment A of Addendum #1 (SAIC 2001a), and the results are summarized in this section.

The geophysical survey identified two clay layers beneath the site. The upper clay layer is approximately 4.3 to 8.2 ft thick, and the top of the upper clay layer is located at depths ranging from 23.0 to 29.5 ft BGS. In general the elevation of the top of the upper clay layer decreases toward the southeast and also becomes thinner. The interval above the upper clay layer appears to be composed of sand and silt with some minor clay stringers. The top of the lower clay layer is located at depths ranging from 42 to 72 ft BGS. In general the elevation of the top of the lower clay layer decreases toward the southeast.

During the September 2000 sampling event, 33 groundwater samples were collected for VOC analysis from 30 shallow and 3 deep monitoring wells. The analytical results are summarized in Table 1 and were presented in Addendum #1 (SAIC 2001a). Benzene; 1,1-dichloroethene; and TCE were the only constituents to exceed their respective MCLs or IWQSSs. The benzene contamination is related to the operation of the USTs and is being addressed in a monitoring only program.

The highest TCE concentrations in the shallow monitoring wells were in AF-25, AF-26, AF-27, and AF-37, which are located south of the site near the intersection of several drainage ditches or swales. There was no TCE contamination in the shallow wells, which are screened across the water table, located in the motor pool of the USTs 25 & 26 site during the September 2000 sampling event.

The analytical results from sampling of the deep monitoring wells have confirmed those of the vertical-profile sampling conducted in September 1999. Deep monitoring well AF-42, which is located in the vicinity of the intersection of the drainage ditches or swales and adjacent to vertical profile AF-31, did not indicate the presence of TCE at a screened interval of 28.5 to 33.0 ft BGS. Deep monitoring well AF-40, which is located north of AF-42 in the motor pool and adjacent to vertical profile AF-30, indicated the presence of TCE at a concentration of 42.9 µg/L at a screened interval of 28.5 to 33.0 ft BGS. Deep monitoring well AF-41, which is located in the motor pool between AF-40 and AF-42, indicated the presence of TCE at a concentration of 1.2 µg/L at a screened interval of 28.5 to 33.0 ft BGS.

II.A.2.b.5. Vertical-Profile Sampling – November/December 2000

In November and December 2000, ten vertical-profile borings were installed at the site to further delineate the vertical extent of TCE contamination in groundwater. Groundwater samples were collected at 5-ft intervals from the water table to 50 ft BGS. During the November/December 2000 vertical-profile sampling event, 89 groundwater samples were collected for VOC analysis from ten vertical-profile borings. The analytical results are summarized in Table 1 and were presented in Addendum #1 (SAIC 2001a).

Benzene; 1,1-dichloroethene; and TCE were the only constituents to exceed their respective MCLs or IWQSS. The benzene contamination is related to the operation of the USTs and is being addressed in a monitoring only program.

As discussed in Addendum #1 (SAIC 2001a), the TCE plume observed at the 10-to-20-, 20-to-30-, 30-to-40-, and 40-to-50-ft-BGS intervals is located beneath the motor pool of the USTs 25 & 26 site. Addendum #1 (SAIC 2001a) also showed that the area of the TCE plume decreased with depth and that the highest TCE concentrations occurred at the 20-to-30-ft interval, which is just above the upper clay layer identified in the geophysical survey. Vertical-profile boring AF-52 had the highest TCE concentrations. This boring is located near the southwestern corner of Building 1345 and approximately 280 ft northeast of the intersection of the drainage ditches and swales at which the highest TCE contamination in the shallow surficial aquifer was observed.

II.A.2.b.6. Second Semiannual Sampling Event – January 2001

In January 2001 three groundwater samples were collected from three deep monitoring wells (i.e., AF-40, AF-41, and AF-42) and analyzed for VOCs to monitor the presence of TCE in the deep surficial aquifer in accordance with the recommendation in Section III.D.5 of the CAP–Part B report (SAIC 2000). The analytical results are summarized in Table 1 and were presented in Addendum #1 (SAIC 2001a).

Analytical results from the second semiannual sampling event in January 2001 showed concentrations of chlorinated solvents in deep wells AF-40 and AF-41. No chlorinated constituents were detected in AF-42. 1,1-Dichloroethene was estimated at 0.41J µg/L in well AF-40 and 0.82J µg/L in well AF-41. 1,2-Dichloroethene was detected at 26 µg/L in well AF-40 and 32.7 µg/L in well AF-41. TCE was detected at 108J µg/L in well AF-40 and 176 µg/L in well AF-41. Vinyl chloride was estimated at 0.67J µg/L in well AF-40. The TCE concentrations in AF-40 and AF-41 had decreased since the June 2000 sampling event.

II.A.2.b.7. Additional Well Installation and Sampling – February/March 2001

In February 2001 ten monitoring wells were installed at the site based on the review of the November/December 2000 vertical-profile data. The screened interval of each well was selected based on the results of the vertical-profile sampling.

During the March 2001 sampling event, ten groundwater samples were collected for VOC analysis from the ten new monitoring wells. The analytical results are summarized in Table 1 and were presented in Addendum #1 (SAIC 2001a). TCE was the only constituent to exceed its respective MCL or IWQS. The results from the deep monitoring wells have confirmed the results of the vertical-profile sampling conducted in November/December 2000. There appear to be two areas within the plume in which the TCE concentrations are the highest (i.e., >500 µg/L).

II.A.2.b.8. Third Semiannual Sampling Event – June 2001

In June 2001 three groundwater samples were collected from three deep monitoring wells (i.e., AF-40, AF-41, and AF-42) and analyzed for VOCs to monitor the presence of TCE in the deep surficial aquifer in accordance with the recommendation in Section III.D.5 of the CAP–Part B report (SAIC 2000). The analytical results are presented in Table 1 and Figure 5.

Analytical results from the third semiannual sampling event in June 2001 showed concentrations of chlorinated solvents in deep wells AF-40 and AF-41. No chlorinated constituents were detected in AF-42. 1,1-Dichloroethene was detected at 0.89J µg/L in well AF-40 and 0.81J µg/L in well AF-41. 1,2-Dichloroethene was detected at 48.5 µg/L in well AF-40 and 39.5 µg/L in well AF-41. TCE was detected at 255J µg/L in well AF-40, 195J µg/L in well AF-41, and 0.36J µg/L in well AF-42. The TCE concentrations in AF-40 and AF-41 had increased since the January 2001 sampling event.

II.A.2.b.9. Vertical-Profile Sampling – July 2002

In July 2002 five vertical-profile borings were installed at the site to further delineate the horizontal and vertical extent of TCE contamination in groundwater. Groundwater samples were collected at 5-ft intervals from the water table to 45 ft BGS. During the July 2002 vertical-profile sampling event, 43 groundwater samples were collected for VOC analysis from five vertical-profile borings. Analytical results are presented in Table 1 and Figures 6a and 6b. The results from groundwater samples collected during the July 2002 vertical-profile sampling event are summarized below.

- 1,1-Dichloroethane was detected in 1 of the 43 vertical-profile groundwater samples at a concentration of 0.97J µg/L. There is no MCL or IWQS for this constituent.
- 1,1-Dichloroethene was detected in 2 of the 43 vertical-profile groundwater samples at concentrations of 1.1J and 2.3 µg/L. The concentrations did not exceed the MCL of 7 µg/L or the IWQS of 3.2 µg/L.
- 1,2-Dichloroethane was detected in 1 of the 43 vertical-profile groundwater samples at a concentration of 2.2 µg/L. The concentrations did not exceed the MCL of 5 µg/L or the IWQS of 98.6 µg/L.
- 1,2-Dichloroethene was detected in 16 of the 43 vertical-profile groundwater samples at concentrations ranging from 0.37J to 116 µg/L. There is no MCL or IWQS for this constituent.
- 2-Butanone was detected in 1 of the 43 vertical-profile groundwater samples at a concentration of 5.3J µg/L. There is no MCL or IWQS for this constituent.
- Acetone was detected in 2 of the 43 vertical-profile groundwater samples at concentrations of 6.4 and 16.7 µg/L. There is no MCL or IWQS for this constituent.
- Benzene was detected in 7 of the 43 vertical-profile groundwater samples at concentrations ranging from 0.38J to 5.6 µg/L. None of the concentrations exceeded the IWQS of 71.28 µg/L.
- Ethylbenzene was detected in 3 of the 43 vertical-profile groundwater samples at concentrations ranging from 0.45J to 3.5 µg/L. None of the concentrations exceeded the MCL of 700 µg/L or the IWQS of 28,718 µg/L.

- Toluene was detected in 15 of the 43 vertical-profile groundwater samples at concentrations ranging from 0.43J to 7.0 µg/L. None of the concentrations exceeded the MCL of 1,000 µg/L or the IWQS of 200,000 µg/L.
- TCE was detected in 20 of the 43 vertical-profile groundwater samples at concentrations ranging from 0.88J to 1,250 µg/L. Thirteen of the concentrations exceeded the MCL of 5 µg/L, and four exceeded the IWQS of 80.7 µg/L.
- Vinyl chloride was detected in 1 of the 43 vertical-profile groundwater samples at a concentration of 0.74J µg/L. The concentration did not exceed the MCL of 2 µg/L or the IWQS of 525 µg/L.
- Total xylenes were detected in 2 of the 43 vertical-profile groundwater samples at concentrations of 0.27J and 1.0J µg/L. The concentrations did not exceed the MCL of 10,000 µg/L, and there is no IWQS for this constituent.

Benzene and TCE were the only constituents to exceed their respective MCLs or IWQSS. The benzene contamination is related to the operation of the USTs and is being addressed in a monitoring only program.

As shown in Figure 7, the TCE plume observed at the 10-to-20-ft BGS interval is not only located beneath the motor pool of the USTs 25 & 26 site, but also southwest under Tubb Street and southeast into the wooded area. Figures 8 through 10 show that the TCE plume observed at the 20-to-30-, 30-to-40-, and 40-to-50-ft-BGS intervals is located beneath the motor pool of the USTs 25 & 26 site. These figures also show that the area of the TCE plume decreases with depth and that the highest TCE concentrations occur at the 20-to-30-ft interval, which is just above the upper clay layer identified in the geophysical survey.

II.A.2.b.10. Additional Well Installation and Sampling – October/December 2002

In October 2002 five monitoring wells were installed at the site based on the review of the July 2002 vertical-profile data. The screened interval of each well was selected based on the results of the vertical-profile sampling.

During the December 2002 sampling event, five groundwater samples were collected for VOC analysis from the five new monitoring wells. Analytical results are presented in Table 1 and Figure 11. The results of groundwater samples collected during the December 2002 sampling event are summarized below.

- 1,1-Dichloroethane was detected in one of the five groundwater samples at a concentration of 1.8 µg/L. There is no MCL or IWQS for this constituent.
- 1,1-Dichloroethene was detected in three of the five groundwater samples at concentrations ranging from 0.54J to 4.9 µg/L. The concentrations did not exceed the MCL of 7 µg/L, but one concentration did exceed the IWQS of 3.2 µg/L.
- 1,2-Dichloroethane was detected in one of the five groundwater samples at a concentration of 1.2 µg/L. The concentrations did not exceed the MCL of 5 µg/L or the IWQS of 98.6 µg/L.
- 1,2-Dichloroethene was detected in four of the five groundwater samples at concentrations ranging from 6.9 to 84.8 µg/L. There is no MCL or IWQS for this constituent.

- TCE was detected in all five of the groundwater samples at concentrations ranging from 2.0J to 807 µg/L. Four of the concentrations exceeded the MCL of 5 µg/L, and three of the concentrations exceeded the IWQS of 80.7 µg/L.

1,1-Dichloroethene and TCE were the only constituents to exceed their respective MCLs or IWQSs. As shown in Figure 11, the results from the deep monitoring wells have confirmed the results of the vertical-profile sampling conducted in July 2002.

II.A.2.b.11. USACE Vertical-Profile Sampling – December 2002

In December 2002, USACE installed five vertical-profile borings to the west of the site to determine whether the TCE contamination was related to the purge facility. Groundwater samples were collected at 5-ft intervals from the water table to 45 ft BGS. During the December 2002 sampling event, 40 groundwater samples were collected for VOC analysis from the five vertical-profile borings. The analytical results are presented in Table 2 and Figure 12. The results from the December 2002 vertical-profile sampling event are summarized below.

- *cis*-1,2-Dichloroethene was detected in 3 of the 40 groundwater samples at concentrations ranging from 2.35J to 14.7 µg/L.
- *n*-Butylbenzene was detected in 1 of the 40 groundwater samples at a concentration of 0.53J µg/L.
- *sec*-Butylbenzene was detected in 1 of the 40 groundwater samples at a concentration of 0.88J µg/L.
- *n*-Propylbenzene was detected in 1 of the 40 groundwater samples at a concentration of 0.62J µg/L.
- Benzene was detected in 1 of the 40 groundwater samples at a concentration of 0.98J µg/L.
- Dichlorodifluoromethane was detected in 2 of the 40 groundwater samples at concentrations of 5.32 and 10.5 µg/L.
- Isopropylbenzene was detected in 1 of the 40 groundwater samples at a concentration of 0.81J µg/L.
- Naphthalene was detected in 3 of the 40 groundwater samples at concentrations ranging from 1.37J to 6.22J µg/L.
- TCE was detected in 4 of the 40 groundwater samples at concentrations ranging from 3.63 J to 116 µg/L.

TCE was the only constituent to exceed its respective MCL or IWQS. As shown in Figure 12, the results from the USACE vertical-profile sampling indicate that TCE is not present along Tubb Street to the west of the site; therefore, the purge facility is probably not the source of TCE contamination at the USTs 25 & 26 site.

II.A.2.b.12. Conclusions of the Horizontal Extent of TCE Groundwater Contamination

At each of the depth intervals shown in Figures 7 through 10, the horizontal extent of the TCE plume appears to be greatest at 10 to 20 ft BGS, and the area decreases with each depth interval. In Figure 7 the area of the plume extends from southwest of the intersection of the drainage ditches and swales to the wooded area to the west and to the northeast of Building 1345. Vertical profile AF-52 contained the

highest TCE concentration (1,780 µg/L) for this interval during the November/December 2000 sampling event. The installation of vertical profile AF-67 in July 2002 extended the 10-to-20-ft-BGS TCE plume into the wooded area south of AF-52. Four of the five vertical profiles installed in July 2002 had concentrations exceeding the MCL for TCE of 5 µg/L at the 10-to-20-ft interval.

The highest TCE concentrations occurred at the 20-to-30-ft-BGS interval. In Figure 8 the area of the plume is smaller and extends from the intersection of the drainage ditches and swales to the northeast toward Building 1345. There does not appear to be any contamination in the wooded area at this depth. The highest TCE concentration (7,730 µg/L) was reported at vertical profile AF-52 during the November/December 2000 sampling event. The samples from AF-43 and AF-45 in November/December 2000 also contained elevated TCE concentrations of 2,600 and 1,510 µg/L, respectively. The other groundwater samples from this sample interval contained TCE concentrations that were at least an order of magnitude lower than those observed in these samples. Of the five new vertical profiles installed in July 2002, only two, AF-63 and AF-64, reported TCE concentrations above the MCL of 5 µg/L at this 20-to-30-ft interval.

The TCE concentrations begin to decrease in the 30-to-40-ft-BGS interval. In Figure 9 the area of the plume extends from the northern side of the intersection of the drainage ditches and swales to the northeast of Building 1345. There does not appear to be any contamination in the wooded area at this depth. The highest TCE concentrations were observed in AF-43, AF-45, and AF-52 at 2,030; 1,490; and 631 µg/L, respectively, during the November/December 2000 sampling event. The other groundwater samples from this sample interval contained TCE concentrations that were at least an order of magnitude lower than those observed in these samples. Only AF-66 of the July 2002 vertical profiles had a TCE concentration close to the TCE MCL of 5 µg/L; however, when monitoring well AF-68 was installed in the AF-63 location and screened from 36.0 to 40.0 ft BGS, the result from that groundwater sample was 360 µg/L.

The lowest TCE concentrations were observed in the 40-to-50-ft interval. In Figure 10 the area of the plume extends from the intersection of the drainage ditches and swales north into the motor pool. There does not appear to be any contamination in the wooded area at this depth. The highest TCE concentrations were observed in AF-43, AF-44, and AF-52 at 213, 346, and 516 µg/L, respectively, in November/December 2000 and in AF-63 at 344 µg/L in July 2002. The other groundwater samples from this sample interval contained TCE concentrations that were at least an order of magnitude lower than those observed in these samples.

Vertical-profile borings AF-63, AF-64, AF-65, and AF-66 are located on the western and northern portions of the plume. Vertical profile AF-67 is located southeast of the plume. The horizontal extent of TCE contamination was not determined through the installation of these borings. Additional investigations conducted by USACE in the fall of 2002 indicated that the TCE contamination is not coming from the purging facility as previously suspected. Additional vertical profiles should be installed within the motor pool to determine whether previous maintenance activities were the source of the TCE.

II.A.2.b.13. Conclusions of the Vertical Extent of TCE Groundwater Contamination

During the various investigations from 1999 to 2002, groundwater samples were collected at 5-ft intervals from 17 vertical-profile borings and analyzed for VOCs. Figures 7 through 10 show that the size of the TCE plume decreases with depth and that the highest TCE concentrations occur at the 20-to-30-ft interval. This depth correlates with the upper clay layer that was identified in the geophysical survey, found in Attachment A and discussed in Section II.A.2.b.4 of Addendum #1 (SAIC 2001a). TCE was also present in eight of the vertical-profile borings at 40 to 50 ft BGS, but at concentrations lower than those

observed in the 20-to-30-ft interval except in vertical profiles AF-63 and AF-64. No groundwater samples were collected below 50 ft BGS. The Hawthorn layer might correspond to a portion of the lower clay layer that was identified in the geophysical survey; therefore, the top of the Hawthorn layer is expected to be located approximately 50 to 70 ft BGS.

II.A.3. Delineation of Free Product Plume

No free product was identified at the USTs 25 & 26 site during the previous investigations, CAP–Part A SI, CAP–Part B SI, or supplemental investigations. Free product was detected in AF-12 in January 2003 during semiannual monitoring and is being addressed in the monitoring only reports.

II.A.4. Delineation of Surface Water and Sediment Contamination

Results from the surface water and sediment samples collected during the CAP–Part B investigation were discussed in the CAP–Part B report (SAIC 2000).

II.B. REGIONAL, LOCAL, AND SITE HYDROGEOLOGY

A discussion of the regional, local, and site hydrogeology was presented in the CAP–Part B report (SAIC 2000) and is repeated in this document for convenience.

II.B.1. Documentation of Local Groundwater Conditions

II.B.1.a. Groundwater Usage

According to the Fort Stewart DPW, nine water supply wells are located within the confines of the HAAF area (Figures 12 and 13). These wells have the potential to provide up to 3,890 gal/min (gpm) of water to occupants of the HAAF installation. The Fort Stewart DPW was unable to provide documentation listing the companies responsible for well installation and drillers' logs showing as-built information and subsurface geologic data. Information concerning such documentation was requested from several water well drilling companies in the Chatham County area; however, data were procured with very limited success. The Fort Stewart DPW provided well locations, pumping rates, treatments, casing depths, and total depths for eight of the nine wells located at HAAF. Because of the lack of data, documentation of subsurface geology based on HAAF drilling logs remains extremely limited; therefore, other references containing deep-well information were used to document the subsurface geology and aquifer characteristics underlying HAAF and its vicinity.

Wells 1 and 2, both public water supply wells located in the cantonment area, constitute the main water supply system at HAAF (Figure 14). Well 1, located at Building 711 on the corner of Moore Road and Douglas Street, is a 12-in.-diameter well with a 100-hp turbine pump serving a 100,000-gal elevated storage tank (Tank 1) through 10-in. lines. Water from Well 1 is injected with hydrofluosilic acid and chlorine gas solution at the well house. Well 2, located at Building 1205 on the corner of Neal Street and Strachan Road, is a 12-in.-diameter well with a 100-hp turbine pump serving a 200,000-gal elevated tank (Tank 2) through 10-in. lines. Water from Well 2 is also injected with hydrofluosilic acid and chlorine gas solution at the well house. Wells 1 and 2 provide water to a 500,000-gal elevated storage tank (Tank 3) located on Middleground Road behind the Noncommissioned Officer family housing. This tank provides potable water to 694 service connections, which are used by an average of at least 5,000 individuals year-round.

Wells 3, 4A, and 7 are public supply wells located outside the cantonment area of HAAF. Well 3, located at Building 8455, is a 4.0-in.-diameter well with a 1.0-hp electric submersible pump serving a 1,000-gal hydropneumatic storage tank through 1.5-in. galvanized steel lines. Water from Well 3 is treated with

calcium hypochlorite solution and is consumed by approximately 25 people during daytime hours year-round. Well 4A, located at Building 8581 at the 117th Air National Guard Facility, is a 4.0-in.-diameter well. Pumping is accomplished with a 0.75-hp turbine pump with 80 gpm capacity. Well 4A provides water for approximately 50 people per day year-round. Well 7 is located at Building 8703 on the Forest River, west of Rio Road. Well 7 is a 4.0-in. well with a 3.0-hp submersible pump serving a 5,000-gal hydropneumatic tank through 2.0-in. galvanized steel lines. Well 7 serves approximately 500 people on a part-time basis. Sanitary protection for Wells 3, 4A, and 7 is provided by a pump motor block, concrete slab, sealed wellhead, and screened casing vent.

Based on the GA EPD criteria of serving potable water to fewer than 25 occupants per day and having fewer than 15 service connections, Wells 5, 8, and 9 are classified as nonpublic supply wells.

Well 10 is a non-potable water source, and the water is used for the cleaning of military equipment at a wash-rack facility. Additional information, including capacity, borehole depth, and casing depth, is not available.

The locations of supply wells found outside the boundary of HAAF are shown on Figure 13. These wells include 1, 42, 13, 25, 15, 27, 14, 23, 6, and 9. The City of Savannah Bureau of Water Operations was unable to provide drilling logs or as-built well information.

The USTs 25 & 26 site is located approximately 3,000 ft southeast (downgradient) of HAAF Well 2, which is located at Building 1205 on Strachan Drive; therefore, the USTs 25 & 26 site is classified as being more than 500 ft from a withdrawal point. Well 2 is part of the main public water supply system at HAAF. This system supplies water to approximately 7,500 people through 525 service connections.

II.B.1.b. Aquifer Description

The hydrogeology in the vicinity of HAAF is mostly influenced by two aquifer systems. These are referred to as the Principal (Floridan) Aquifer and the surficial aquifer (Miller 1990). The Principal Aquifer is the lowermost hydrologic unit and is regionally extensive from South Carolina to Georgia, Alabama, and most of Florida. Known elsewhere as the Floridan, this aquifer, which is approximately 800 ft thick, is primarily composed of Tertiary-age limestone including the Bug Island Formation, Ocala Group, and Suwannee Limestone. Groundwater from the Floridan is primarily used for drinking water (Arora 1984). According to Miller (1990), one of the largest cones of depression produced in the Floridan Aquifer exists directly beneath Savannah, Georgia. According to 1980 estimates, more than 500 M gal of water per day are withdrawn from the Floridan Aquifer for public and industrial use in southeast Georgia, more than any other region.

The confining layer for the Floridan Aquifer is the phosphatic clay of the Hawthorn Group. There are minor occurrences of aquifer material within the Hawthorn Group; however, they have limited use (Miller 1990). The surficial aquifer overlies the Hawthorn confining unit.

The surficial aquifer consists of widely varying amounts of sand and clay, ranging from 55 to 150 ft in thickness, and is primarily composed of the Satilla and Cypresshead Formations in the Savannah vicinity (Arora 1984). This aquifer is primarily used for domestic lawn and agricultural irrigation. The top of the water table ranges from approximately 2 to 10 ft BGS. Groundwater in the surficial aquifer system is under unconfined, or water table, conditions; however, locally, thin clay beds create confined or semiconfined conditions.

Groundwater encountered at HAAF UST investigation sites is part of the surficial aquifer system. Based on the fact that all public and nonpublic water supply wells draw water from the Floridan Aquifer and that

the Hawthorn confining unit separates the Floridan Aquifer from the surficial aquifer, it is concluded that there is no hydraulic interconnection between HAAF UST sites (and associated plumes) and water supply withdrawal points.

II.B.1.c. Surface Water

The water resources survey conducted during the CAP–Part A SI was presented in the CAP–Part B report (SAIC 2000). Surface water bodies at HAAF include Hallstrom Lake, Lamar Canal, Buckhalter Canal, Springfield Canal, Pond 29 located northwest of Buildings 336 and 232, and an unnamed pond located along the southeastern boundary of the HAAF installation (Figure 14). Several unnamed drainage canals and ditches exist throughout HAAF. Most of these canals drain southwest into the Little Ogeechee River, which is part of the Lower Ogeechee watershed. The remaining drainage canals located on the east side of the HAAF installation flow east and eventually drain into the Vernon River, which is located southeast of the HAAF installation. Surface water bodies at HAAF and adjacent areas are not used as public water supplies. The ponds and lakes, as well as Lamar Canal, are perennial, whereas most of the drainage canals and ditches are intermittent. Most of the drainage canals are at least partially enclosed in culverts.

In the direction of groundwater flow, a drainage ditch is located approximately 75 ft southeast of the site. Based on the surface water features discussed, the USTs 25 & 26 site, Facility ID #9-025008, is classified as being located fewer than 500 ft from a surface water body.

There are numerous water and electrical underground utilities located southeast (downgradient) of the site. The depth of these lines is estimated to be approximately 2 to 3 ft BGS. In addition, a force main for the sanitary sewer is located approximate 5 ft southeast of the UST 25 tank. The invert depth of this line is approximately 3.0 ft BGS. Three wells are located adjacent to the force main, and in March 2001 the depths to groundwater in these wells were 4.33 ft in AF-01, 4.43 ft in AF-07, and 4.50 ft in AF-20. The invert depth of the force main is located approximately 1.5 ft above the water table; therefore, the force main is not considered a potential receptor.

II.B.2. Stratigraphic Boring Logs

The local stratigraphy of HAAF and its vicinity is presented in Section II.B.2.a, and the site stratigraphy from the CAP–Part A and CAP–Part B SIs is presented in Section II.B.2.b.

II.B.2.a. Local Stratigraphy

HAAF is located within the Barrier Island Sequence District of the Coastal Plain Physiographic Province of the Southeast United States (Clark and Zisa 1976). The Barrier Island Sequence District in Chatham and Bryan Counties is characterized by the existence of several marine terraces (step-like topographic surfaces that decrease in elevation toward the coast). These marine terraces, and their associated deposits, are the results of sea level fluctuations that occurred during the Pleistocene epoch. The surficial (Quaternary) deposits in Chatham and Bryan Counties are part of the Okefenokee, Wicomico, Penholoway, Pamlico, and Silver Bluff Terrace complexes, listed in decreasing order of elevation and age.

HAAF, as well as most of Chatham County, is underlain by the Pleistocene Pamlico Terrace. The Pleistocene Satilla Formation (formerly known as the Pamlico Formation) consists of deposits of the Pamlico Terrace complex and other terrace complexes in the region. The Satilla Formation is a lithologically heterogeneous unit that consists of variably bedded to non-bedded sand and variably bedded silty to sandy clay. During the Pleistocene these sand and clay deposits were formed offshore and in inner continental shelf, barrier island, and marsh/lagoonal-type environments. According to the *Geologic Map of Georgia* (GA EPD 1976), clay beds of marsh origin, which were deposited on the northwestern side of

the former Pamlico Barrier Island complex, exist in the western quarter of HAAF. Very fine- to coarse-grained sand deposits of barrier island origin are more common throughout the remaining areas of HAAF.

II.B.2.b. Site Stratigraphy

As determined from soil borings drilled during the CAP–Part B SI, the lithologies present within 15 ft of the surface at the USTs 25 & 26 site appear to correlate with the regional stratigraphic section. CAP–Part B soil boring logs are provided in Appendix IV. The lithology underlying the study area consists of interbedded layers of sand with varying amounts of silt and clay.

II.B.3. Stratigraphic Cross Sections

Stratigraphic cross sections have been developed and were presented in the CAP–Part B report (SAIC 2000).

II.B.4. Geotechnical Analysis

Soil samples were collected for geotechnical analysis during the CAP–Part B investigation, and the results were presented in the CAP–Part B report (SAIC 2000).

II.B.5. Direction of Groundwater Flow

II.B.5.a. Well Construction Details

During the supplemental investigation activities in 2000, 2001, and 2002, the monitoring well casing consisted of 2-in.-inside-diameter, Schedule 40, flush-threaded polyvinyl chloride risers and screens in 5- and 10-ft sections. The well screen slot size was 0.010 in. Table 3 summarizes construction details for monitoring wells installed at the site during the supplemental investigations in 2000, 2001, and 2002. Well construction diagrams are presented in Appendix VII. The wells were screened either across or below the water table, depending on the results of the vertical-profile sampling. Following installation of the well casing, filter-pack sand was poured while the augers were gradually removed to ensure a complete and even distribution of the filter pack. The filter pack extended to a measured level at least 0.5 ft above the top of the well screen.

Well seals were composed of 3/8-in. bentonite pellets and allowed to hydrate before filling the annular space above the seal. The total volume of potable water used to hydrate the pellets averaged 2 gal per well. The well seal extended to a measured level of at least 0.5 ft above the top of the filter pack.

Above the well seal the remaining annular space was completed with a 1.0-ft-long, flush-mount, sheet-steel protective casing that was grouted in place with a 14-in.-diameter by 4-in.-thick, high-strength concrete pad. Well casings were capped with expandable locking caps. Protective casings were covered with bolted, cast-iron manhole covers. Inscribed monitoring well identification plates were permanently affixed to the inside of each manhole cover.

II.B.5.b. Potentiometric Mapping

Water-level measurements were collected from existing monitoring wells during the CAP–Part A, CAP–Part B, and various supplemental investigations. Data obtained from these measurements are presented in Table 4. During the CAP–Part A investigation in November 1998, groundwater flowed to the south-southeast with a gradient of 0.020 ft/ft. During the CAP–Part B investigation in December 1999, groundwater flowed to the south-southeast with a gradient of 0.018 ft/ft. The groundwater flow direction

during the two semiannual sampling events under the Monitoring Only Plan was similar to the flows observed during the CAP–Part A and CAP–Part B investigations. In March 2001 the groundwater flow directions for the shallow and deep surficial portions of the aquifer were to the south-southeast with gradients of 0.025 ft/ft and 0.0125 ft/ft, respectively. During the December 2002 sampling event, groundwater flow directions for the shallow and deep surficial portions of the aquifer (Figures 14 and 15) were to the south-southeast with gradients of 0.031 ft/ft and 0.017 ft/ft, respectively.

II.B.5.c. Equipotential Flow Net

Equipotential flow nets based on December 2002 water-level measurements and the contoured potentiometric surfaces are presented in Figures 14 and 15 for the shallow and deep surficial portions of the aquifer, respectively.

III. REMEDIAL ACTION PLAN

III.A. CORRECTIVE ACTION COMPLETED OR IN PROGRESS

III.A.1. Recovery/Removal of Free Product

Free product was identified at the USTs 25 & 26 site during the semiannual monitoring event conducted in January 2003. Documentation and discussion of the free product are being conducted under the monitoring only program for the BTEX plume and the corresponding monitoring only report.

III.A.2. Remediation/Treatment of Contaminated Backfill Material and Native Soil

During UST closure activities in 1998, the tanks were closed in place with a concrete slurry. Soil was not excavated or remediated during in-place closure activities. No further excavation of potentially contaminated backfill or native soil has occurred at the USTs 25 & 26 site.

III.B. OBJECTIVES OF CORRECTIVE ACTION

III.B.1. Remove Free Product that Exceeds One-Eighth Inch

The previous investigations, CAP–Part A SI, and CAP–Part B SI determined that there is no evidence of free product at the USTs 25 & 26 site; however, free product was measured in AF-12 during the January 2003 semiannual sampling event. Documentation and discussion of the free product are being conducted under the monitoring only program for the BTEX plume and the corresponding monitoring only report.

III.B.2. Remediate Groundwater Contamination

The CAP–Part B report (SAIC 2000) documented benzene contamination in groundwater that exceeded the IWQS of 71.28 µg/L and the ACL of 340 µg/L. As a result a Monitoring Only Plan was recommended in the CAP–Part B report consisting of semiannual monitoring of four shallow wells (i.e., AF-02, AF-05, AF-07, and AF-12) for BTEX. The monitoring only program that was approved in correspondence dated August 14, 2000 (Logan 2000) was initiated in June 2000. The fate and transport modeling results were revised in the first annual monitoring only report (SAIC 2001b) using the results from the semiannual monitoring events to calibrate the model. Because of the revised fate and transport modeling results, a revised ACL for benzene of 1,076 µg/L was proposed for the site in the first annual monitoring only report (SAIC 2001b). As of February 2003 GA EPD had not provided a technical review of the first annual monitoring only report. The second annual monitoring only report (SAIC 2002) was submitted to GA EPD in July 2002. The third annual monitoring only report is scheduled for submittal in July 2003.

In addition to the BTEX contamination at the site, the CAP–Part B documented the presence of TCE in groundwater. Additional investigation activities have been conducted since the CAP–Part B investigation in 1999 and are documented in Addendum #1 (SAIC 2001a) and in this report. The source of the TCE contamination still has not been identified. The vertical extent of the contamination was determined in the supplemental sampling activities in 2000; however, the horizontal extent of TCE has not been determined. Additional investigative activities are necessary to determine the horizontal extent and source of the TCE plume prior to remediation. Additional vertical-profile borings and deep wells are recommended in the motor pool around Building 1336 (Figure 17). Additional geophysical survey activities within the motor pool might also prove useful in interpreting the contaminant data underlying the motor pool.

III.B.3. Remediate Soil Contamination

The CAP–Part B report (SAIC 2000) concluded that the soil did not need to be remediated because the benzene concentrations during the CAP–Part A and CAP–Part B investigations were below the proposed alternate threshold level (ATL) of 0.159 mg/kg for benzene. The report recommended confirmatory soil sampling in the vicinity of closure sample HAAF-260-PIPE-D-2-S because this was the only location in which benzene in soil exceeded the ATL. The CAP–Part B report was approved in correspondence dated August 14, 2000 (Logan 2000).

III.B.4. Provide Risk-Based Corrective Action

A risk-based approach was used in the CAP–Part B report (SAIC 2000) to identify constituents of potential concern (COPCs) for soil and groundwater and to develop ATLs and ACLs for various constituents.

In summary, benzene was identified as a COPC for soil and benzene, benzo(a)pyrene, and naphthalene were identified as COPCs for groundwater. An ATL for benzene of 0.159 mg/kg was proposed in the CAP–Part B report (SAIC 2000) and approved by GA EPD in correspondence dated August 14, 2000 (Logan 2000). One soil sample collected during the in-place closure exceeded this ATL for benzene. ACLs for benzene, benzo(a)pyrene, and naphthalene of 340; 936; and 23,400 µg/L, respectively, were proposed in the CAP–Part B report. Benzene was the only compound to exceed its ACL during the CAP–Part B investigation.

The fate and transport modeling results were provided in the CAP–Part B report (SAIC 2000). The ditch located 75 ft southeast (downgradient) of the site is the nearest possible location at which a receptor might encounter migrating groundwater contamination as a result of a possible hydraulic connection between the groundwater and surface water. Modeling of leaching to groundwater by percolating rainwater was performed using the Seasonal Soil Compartment Model to determine the predicted maximum concentration in the leachate at the water table interface. The predicted leachate concentration of 7,130 µg/L was below the maximum groundwater concentration of 9,940 µg/L at the source. The Analytical Transient 1-, 2-, 3-Dimensional Model was calibrated to the maximum observed concentration of benzene (i.e., 9,940 µg/L) assuming a steady-state (continuous) concentration at the source.

Based on modeling results the estimated dilution attenuation factor (DAF) for benzene at the drainage ditch is 4.8. The estimated DAF for naphthalene at the drainage ditch is 3,600. The modeling results indicated that benzene should be reaching the ditch at a concentration of 2,080 µg/L, which is above the Georgia IWQS of 71.28 µg/L, thereby predicting that the surface water is impacted by the current site conditions. Actual groundwater results indicate, however, that groundwater contamination in excess of the IWQS does not reach the drainage ditch, and surface water and sediment samples from the drainage ditch indicate that they are not being impacted by the site; therefore, the surface water body adjacent to the USTs 25 & 26 site, Facility ID #9-025008, is not impacted by former UST operations.

Considering the site characteristics, natural attenuation was recommended as the corrective action for the benzene plume. Groundwater concentrations during the CAP–Part B investigation exceeded the proposed ACL of 340 µg/L in one monitoring well; therefore, a Monitoring Only Plan was recommended and implemented beginning in June 2000.

III.C. DESIGN AND OPERATION OF CORRECTIVE ACTION SYSTEMS

For the benzene plume, the CAP–Part B report (SAIC 2000) recommended a Monitoring Only Plan that consisted of semiannual monitoring of wells AF-02, AF-05, AF-07, and AF-12, which would be sampled

for BTEX. In addition, it was recommended that groundwater samples be collected from deep wells AF-40, AF-41, and AF-42 and analyzed for VOCs. The second annual monitoring only report (SAIC 2002) recommended discontinuing the monitoring of the three deep wells for VOCs in the monitoring only program because of additional investigation activities related to the TCE plume.

The horizontal extent of the TCE plume has not been fully determined; therefore, it is not appropriate to recommend a corrective action at this point. Thirteen additional vertical-profile borings should be installed around Building 1336 to determine the extent of contamination in that direction and whether maintenance activities in that building are a source of TCE. These borings should be converted to deep monitoring wells based on the results of the vertical-profile sampling. It is also recommended that the geophysical survey be extended to cover the area within the motor pool of the USTs 25 & 26 site where TCE is present at greater depths.

III.D. IMPLEMENTATION

III.D.1. Milestone Schedule

A milestone schedule for the Monitoring Only Plan was provided in the CAP–Part B report (SAIC 2000). Semiannual sampling events are conducted in January and June/July of each year, with the annual monitoring only report being submitted in July of each year.

A Gantt chart showing milestone activities and the expected duration for the proposed additional investigation activities for the TCE plume will be submitted upon approval of this addendum report.

III.D.2. Progress Reporting

Annual monitoring reports will be submitted to GA EPD in July of each year that will summarize all previous annual sampling events.

III.D.3. Certificate of Completion Report

Petition for permanent closure will be submitted with the final monitoring only report. GA EPD will provide final approval for decommissioning of the monitoring wells, which will be requested in the final monitoring only report. Decommissioning of monitoring wells will be completed in accordance with the USACE design manual for monitoring wells. Decommissioning will comply with all applicable state and federal standards.

The certification below will be submitted to GA EPD within 30 days of submittal of the final progress report.

I hereby certify that the Corrective Action Plan–Part B, dated _____, 20__, for Hunter Army Airfield, USTs 25 & 26 site, Facility ID #9-025008, including any and all certified amendments thereto, has been implemented in accordance with the schedules, specifications, sampling programs, and conditions contained therein and that the plan's stated objectives have been met.

Signature (Owner/Operator)

III.D.4. Inspection Schedule and Preventative Maintenance Program

During each sampling event, wells will be visually inspected for changes or damage. Any notable observations will be recorded in the subsequent monitoring only report. Any required repairs to ensure that the monitoring wells remain in conformance with GA EPD and U. S. Environmental Protection Agency (EPA) performance standards will be made as needed.

III.D.5. Periodic Monitoring

As approved in the CAP–Part B report (SAIC 2000), groundwater samples from AF-02, AF-05, AF-07, and AF-12 will continue to be collected semiannually and analyzed for BTEX. Monitoring will continue at the site until sampling indicates that benzene concentrations in the four shallow wells are below the revised ACL of 1,076 µg/L. Once the benzene levels have decreased, continued monitoring of TCE will be addressed under a future document after the extent of that contamination has been determined. The third annual monitoring only report is scheduled to be submitted to GA EPD in July 2003.

During each sampling event, water levels will be measured in all monitoring wells. Specific conductivity, pH, and temperature analyses will be completed on each sample from the monitoring wells at which analytical samples are collected. The samples will be shipped to an approved laboratory for BTEX analysis using EPA Method 8021B/8260B.

III.D.6. Effectiveness of Corrective Action

The Monitoring Only Plan will be discontinued once the objectives of the corrective action have been achieved—that is, to reduce the benzene concentrations in groundwater to below the revised ACL of 1,076 µg/L. Once the benzene levels have decreased and the Monitoring Only Plan for benzene has been discontinued, continued monitoring of TCE will be addressed, if required, after the extent of the TCE contamination has been determined.

III.D.7. Confirmatory Soil Sampling Plan

No excavation of soil is planned; therefore, confirmatory sampling associated with excavation of soil will not be completed. One soil sample collected during the in-place closure contained a benzene concentration above the benzene ATL of 0.159 mg/kg. Once the benzene ACL in groundwater has been achieved, one confirmatory soil sample will be collected from a location adjacent to sample location HAAF-260-PIPE-D-2-S and analyzed for BTEX and PAHs. This information will supercede the data currently being used in the site ranking form.

III.D.8. Stockpiled Bulk Soil Sampling

No stockpiled soil will be generated with this corrective action; therefore, no soil sampling will be conducted.

III.D.9. Monitoring Only Termination Conditions

Concentrations of benzene in groundwater must be at or below the ACL, and benzene in soil must be at or below the ATL prior to termination of the monitoring only program. Once the benzene ACL and ATL have been achieved, monitoring only for the benzene plume can be terminated regardless of the site ranking score.

III.D.10. Post-Completion Site Restoration Activities

After termination has been granted, equipment and debris related to the benzene monitoring program will be removed from the site.

III.E. PUBLIC NOTIFICATION

The USTs 25 & 26 site is located entirely within the confines of HAAF, which is part of the Fort Stewart Military Reservation, a federal facility. The U. S. Government owns all of the property contiguous to the site. The Fort Stewart DPW has complied with the public notice requirements defined by GA EPD guidance by publishing an announcement in the *Savannah Morning News* in February 2003. A copy of the newspaper announcement used for public notification is presented in Appendix XI of this report.

THIS PAGE INTENTIONALLY LEFT BLANK.

IV. CLAIM FOR REIMBURSEMENT

HAAF is a federally owned facility and has funded the investigation for the former USTs 25 & 26 site, Facility ID #9-025008, using Department of Defense Environmental Restoration Funds. Application for GUST Trust Fund reimbursement is not being pursued at this time.

THIS PAGE INTENTIONALLY LEFT BLANK.

V. REFERENCES

- Arora, Ram, 1984. *Hydrologic Evaluation for Underground Injection Control in the Coastal Plain of Georgia*, Department of Natural Resources, Environmental Protection Division, Georgia Geological Survey.
- Clark, W. Z., Jr. and A. C. Zisa 1976. *Physiographic Map of Georgia*, Department of Natural Resources, Environmental Protection Division, Georgia Geologic Survey.
- GA EPD (Georgia Environmental Protection Division) 1976. *Geologic Map of Georgia*, Department of Natural Resources, Environmental Protection Division, Georgia Geologic Survey (reprinted 1997).
- Logan, William, 2000. Letter to Gregory V. Stanley (Fort Stewart Directorate of Public Works, Environmental Branch), August 14.
- Miller, James A., 1990. *Groundwater Atlas of the United States*, U. S. Department of the Interior, U. S. Geological Survey, Hydrologic Inventory Atlas 730G.
- SAIC (Science Applications International Corporation) 2000. *Corrective Action Plan–Part B for USTs 25 & 26, Facility ID #9-025008, Building 1343, Hunter Army Airfield, Georgia*, February.
- SAIC 2001a. *Corrective Action Plan–Part B Addendum #1 for USTs 25 & 26, Facility ID #9-025008, Building 1343, Hunter Army Airfield, Georgia*, June.
- SAIC 2001b. *First Annual Monitoring Only Report for USTs 25 & 26, Facility ID #9-025008, Building 1343, Hunter Army Airfield, Georgia*, July.
- SAIC 2002. *Second Annual Monitoring Only Report for USTs 25 & 26, Facility ID #9-025008, Building 1343, Hunter Army Airfield, Georgia*, July.

THIS PAGE INTENTIONALLY LEFT BLANK.

APPENDIX I

REPORT FIGURES

THIS PAGE INTENTIONALLY LEFT BLANK.

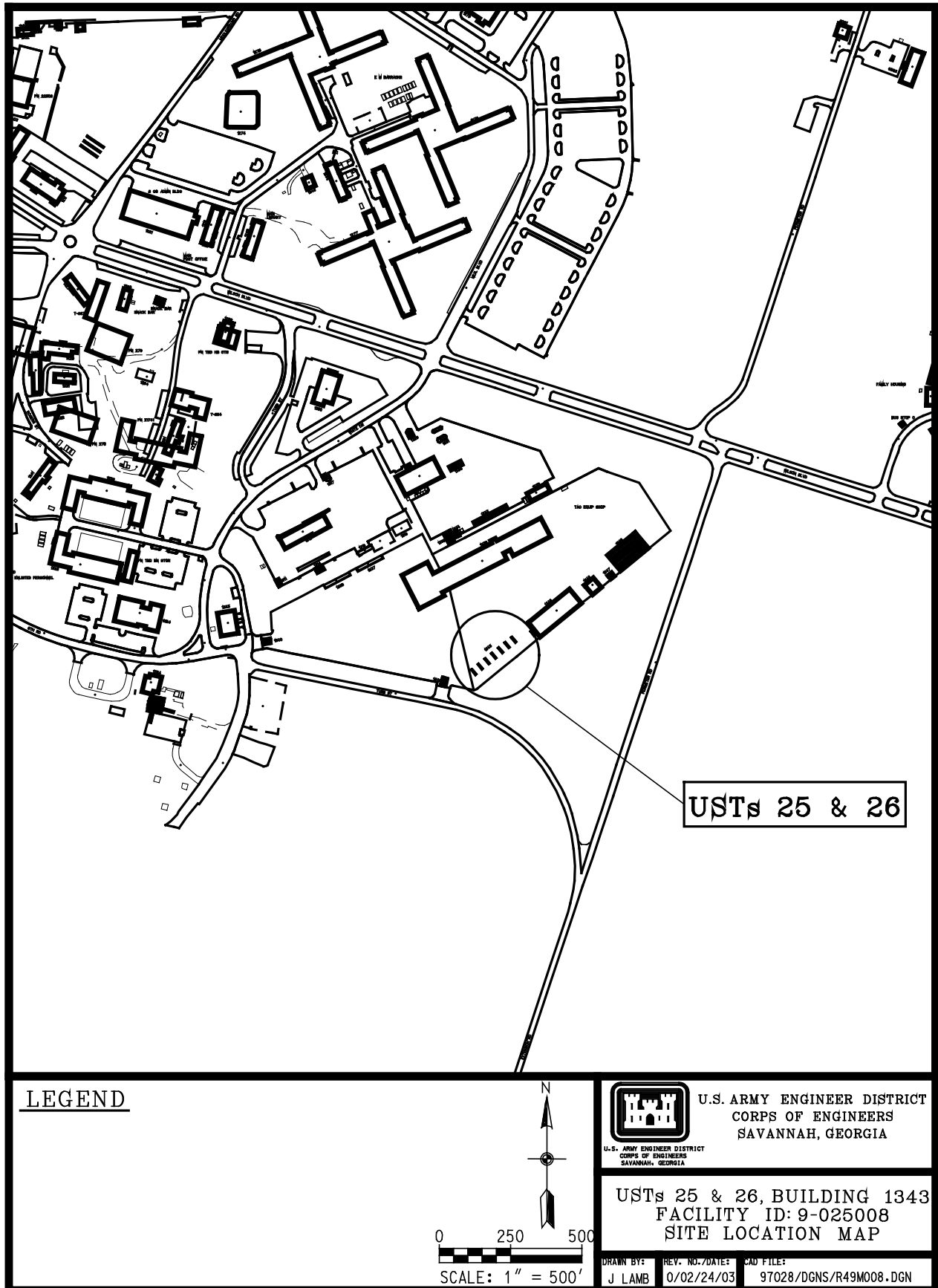


Figure 1. Location Map of the USTs 25 & 26 Site at Hunter Army Airfield, Chatham County, Georgia

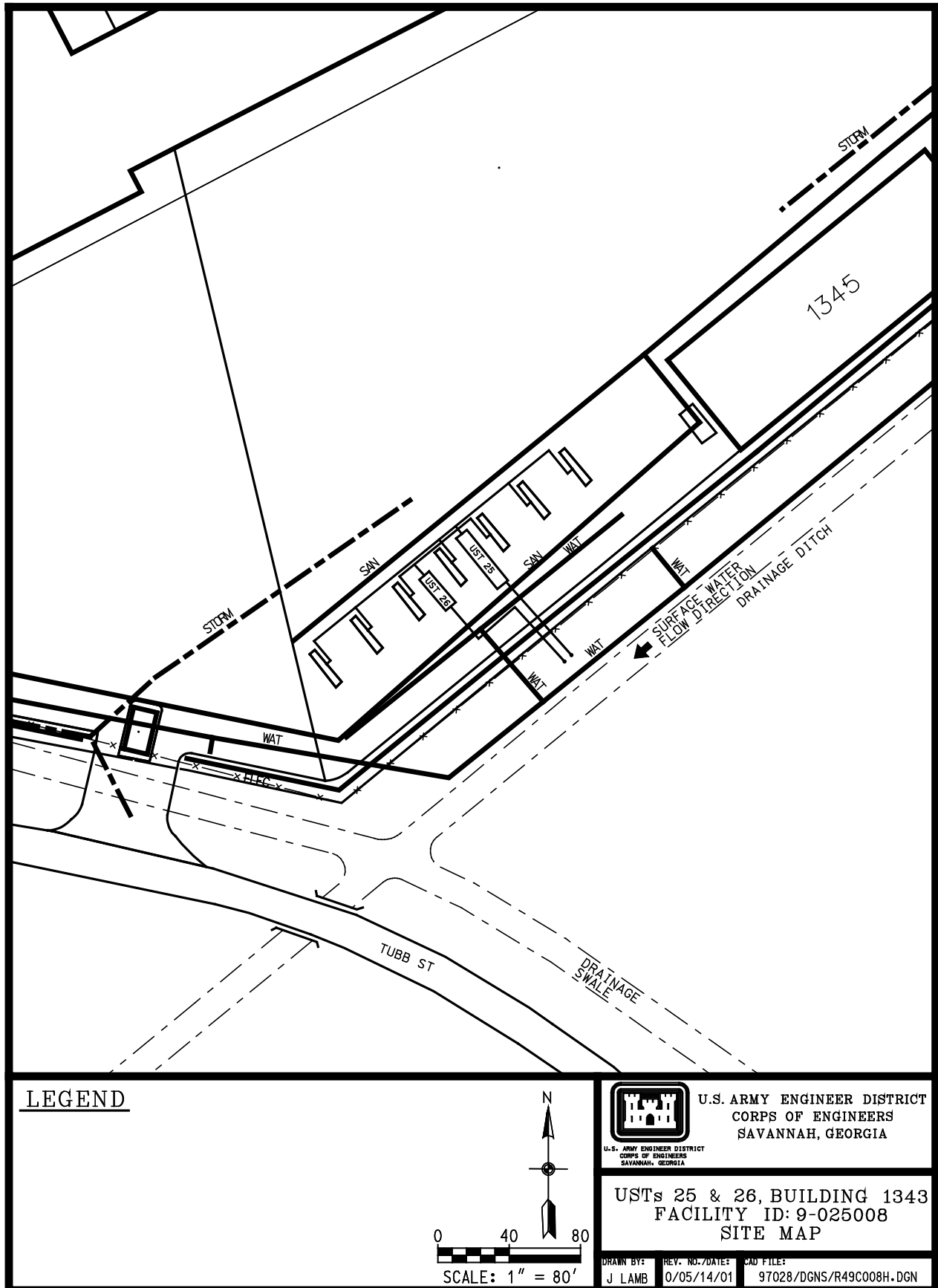


Figure 2. Site Map of the USTs 25 & 26 Site, Facility ID #9-025008

Hunter Army Airfield UST CAP-Part B Addendum #2
USTs 25 & 26, Building 1343, Facility ID #9-025008

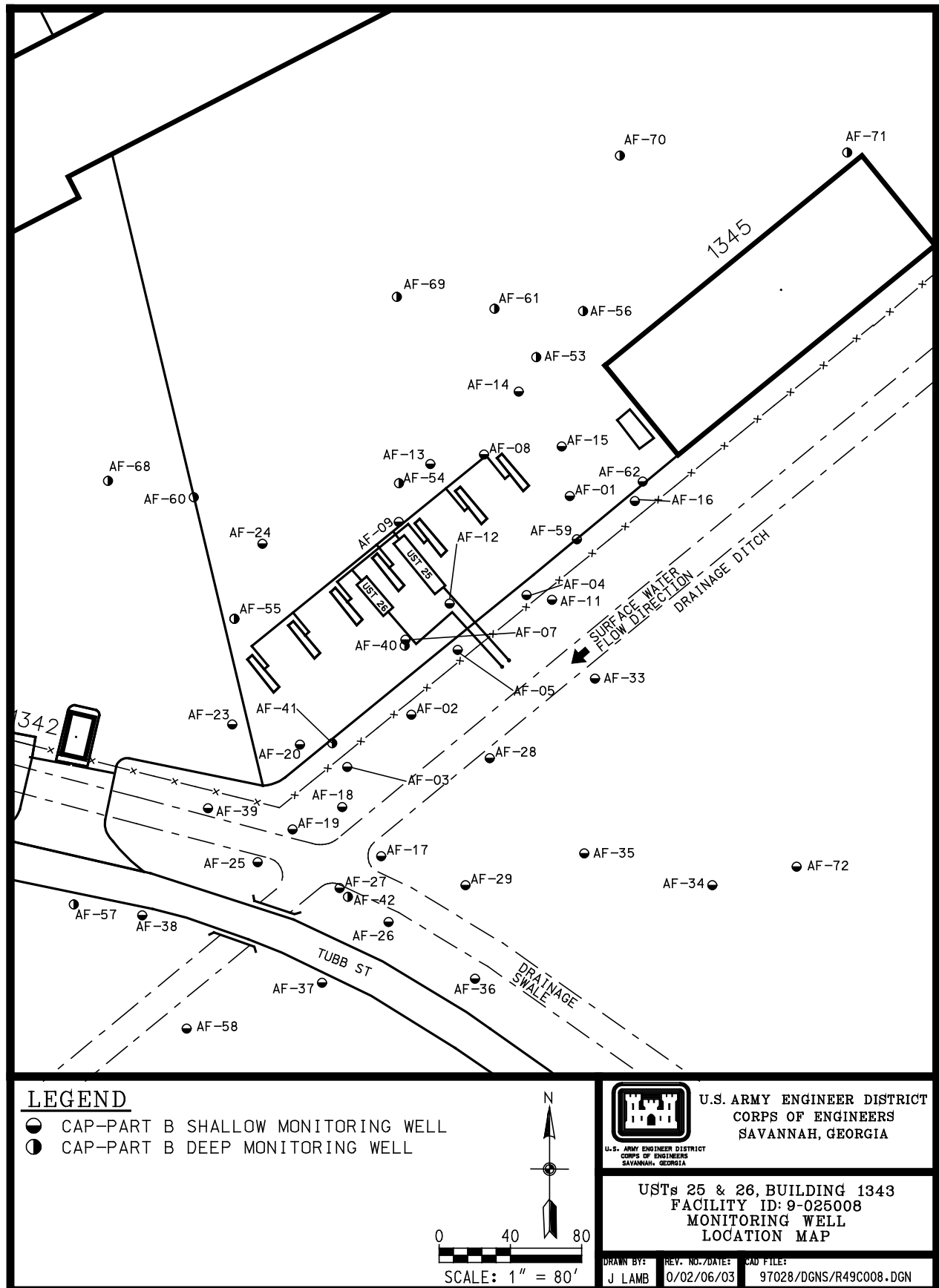


Figure 3. Monitoring Well Location Map of the USTs 25 & 26 Site, Facility ID #9-025008

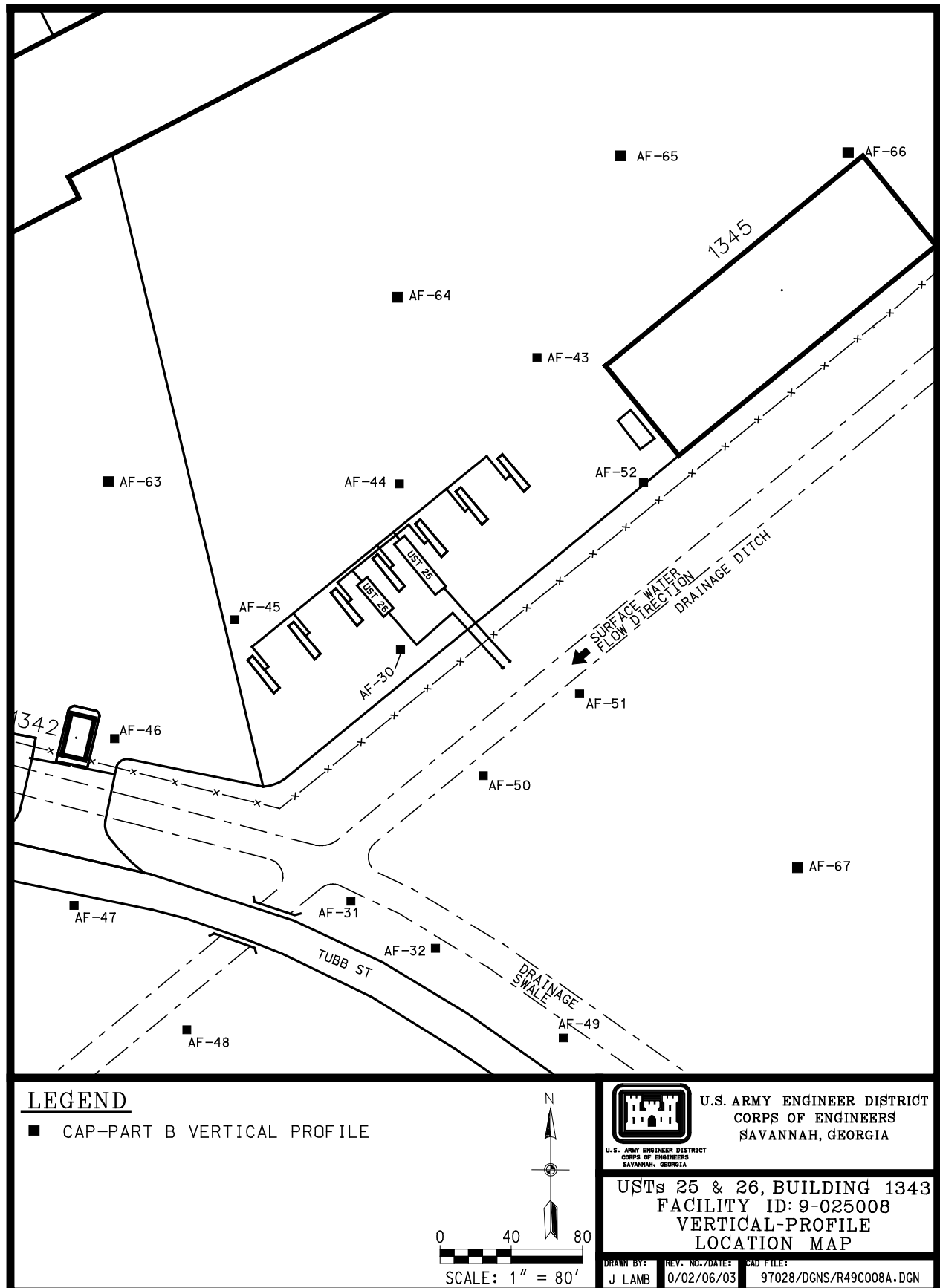


Figure 4. Vertical-Profile Location Map of the USTs 25 & 26 Site, Facility ID #9-025008

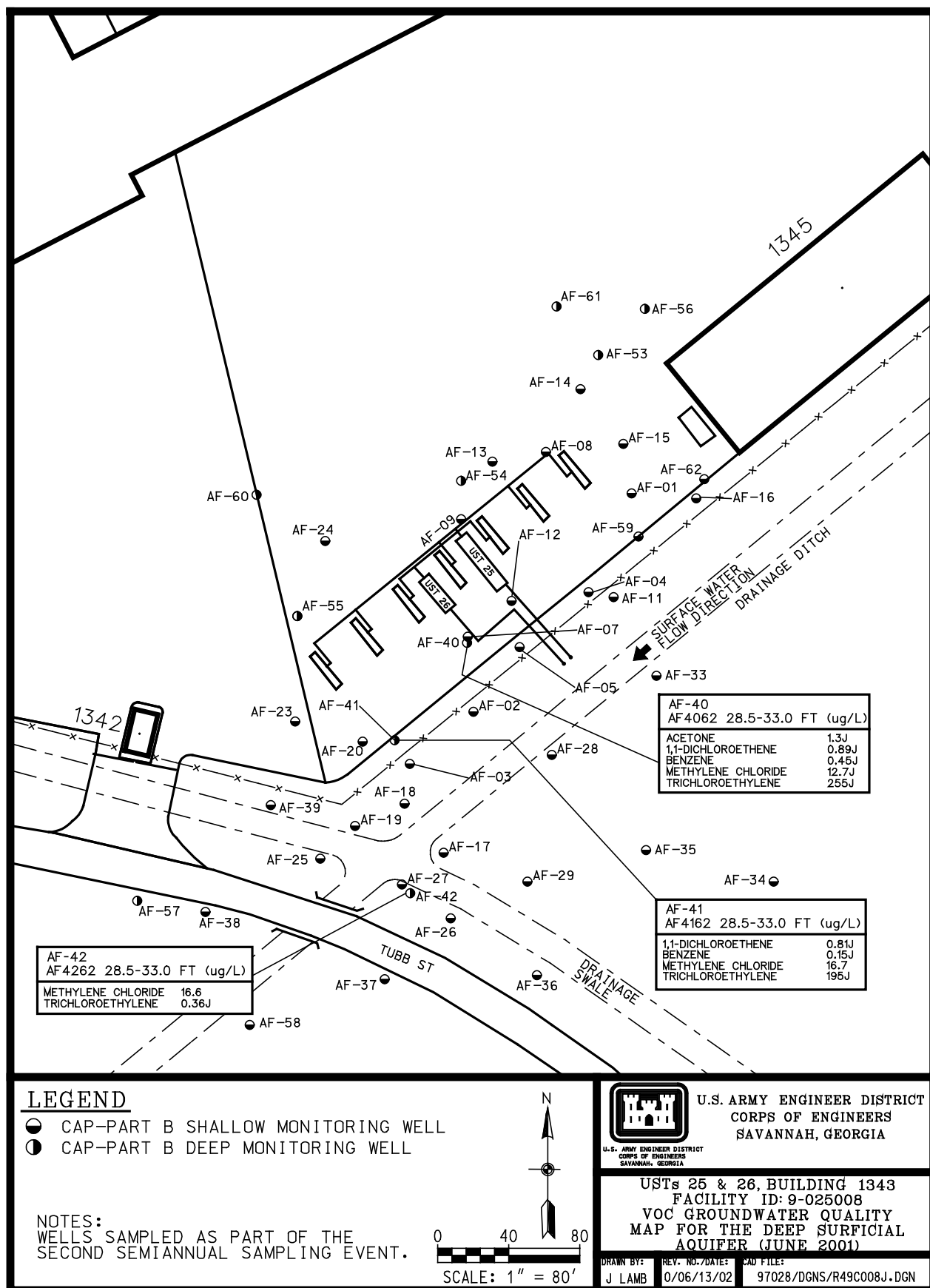


Figure 5. VOC Groundwater Quality Map of the Deep Surficial Aquifer (June 2001) at the USTs 25 & 26 Site, Facility ID #9-025008

THIS PAGE INTENTIONALLY LEFT BLANK.

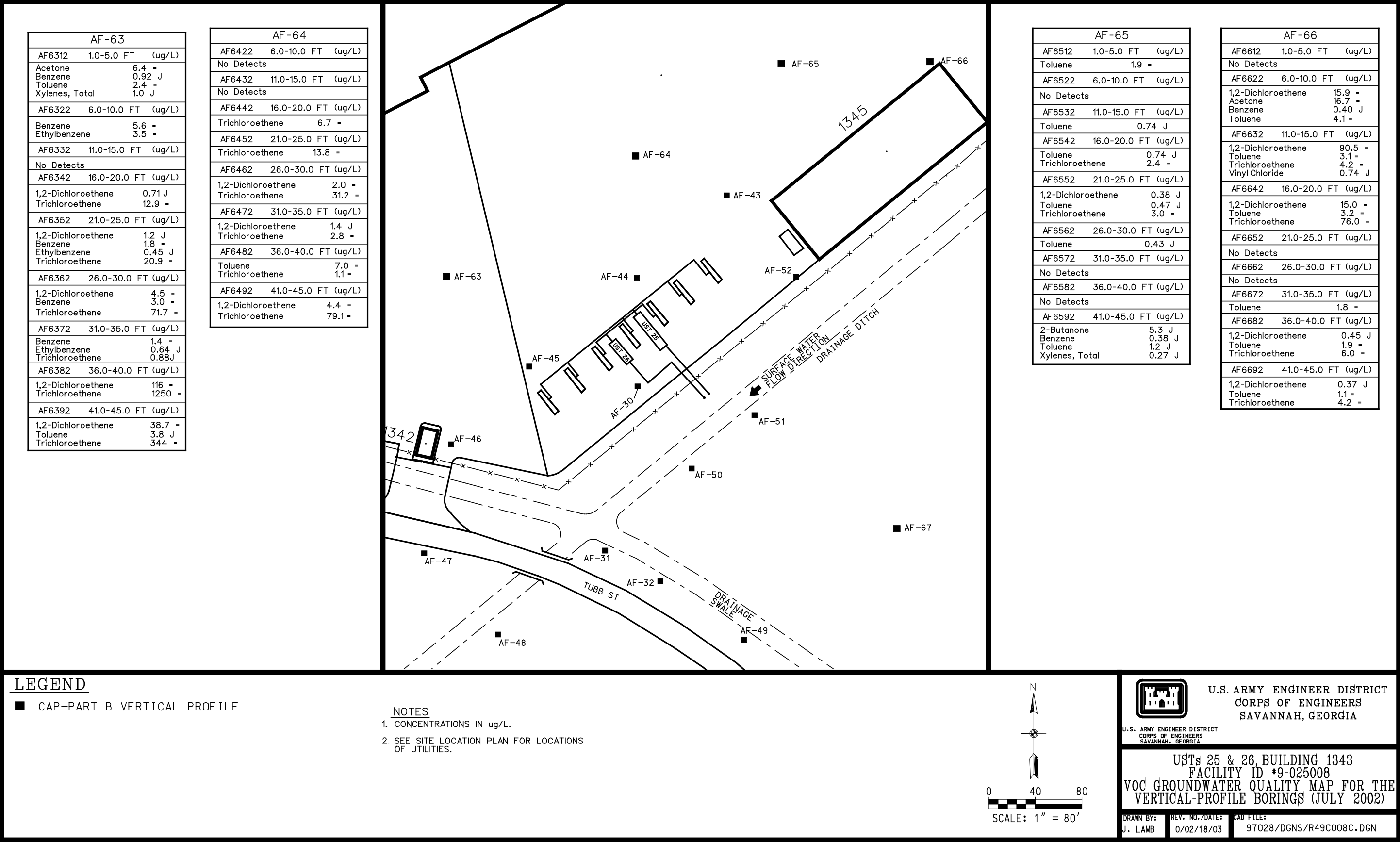


Figure 6a. VOC Groundwater Quality Map of the Vertical-Profile Borings (July 2002)
at the USTs 25 & 26 Site, Facility ID #9-025008

THIS PAGE INTENTIONALLY LEFT BLANK.

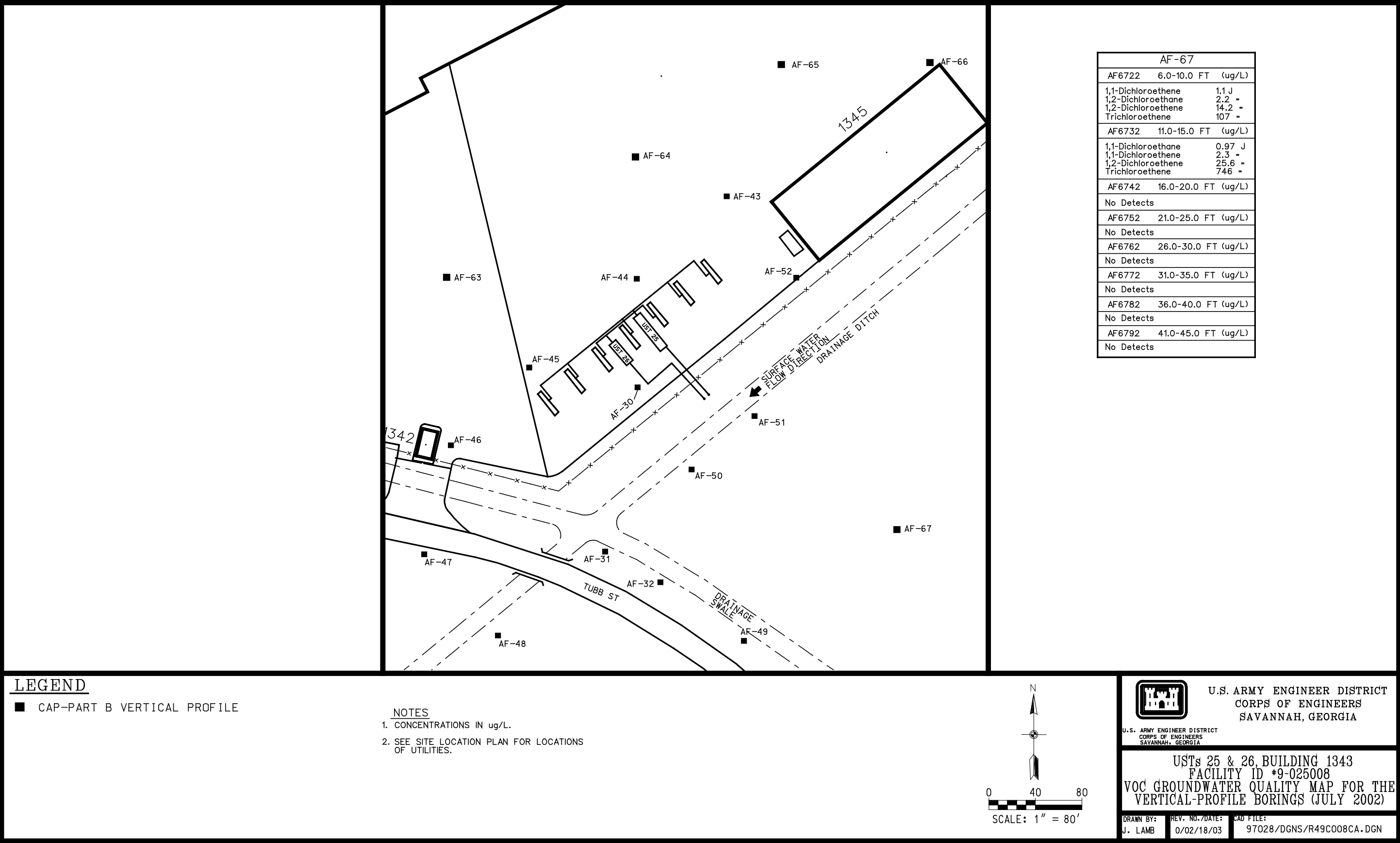
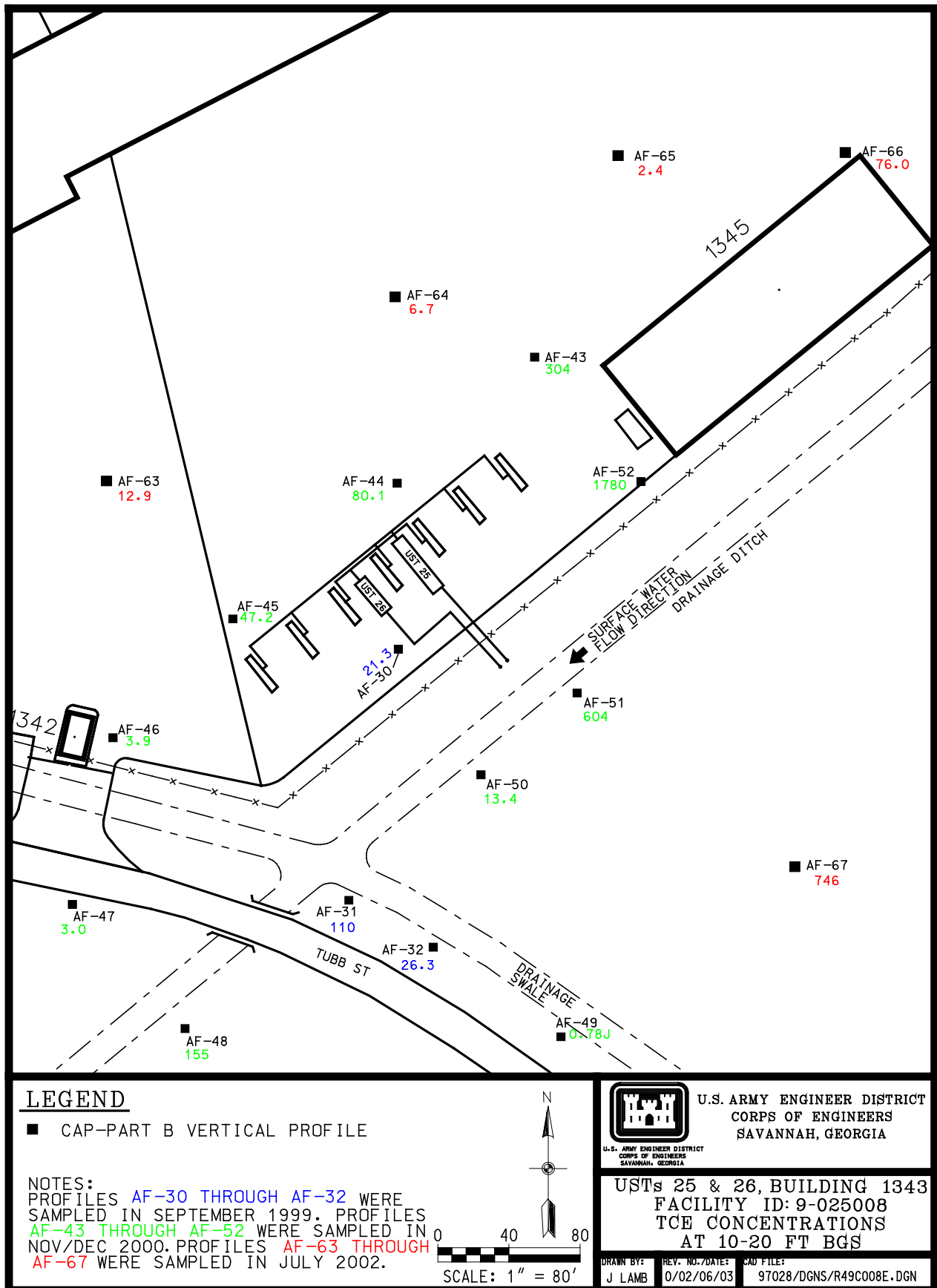
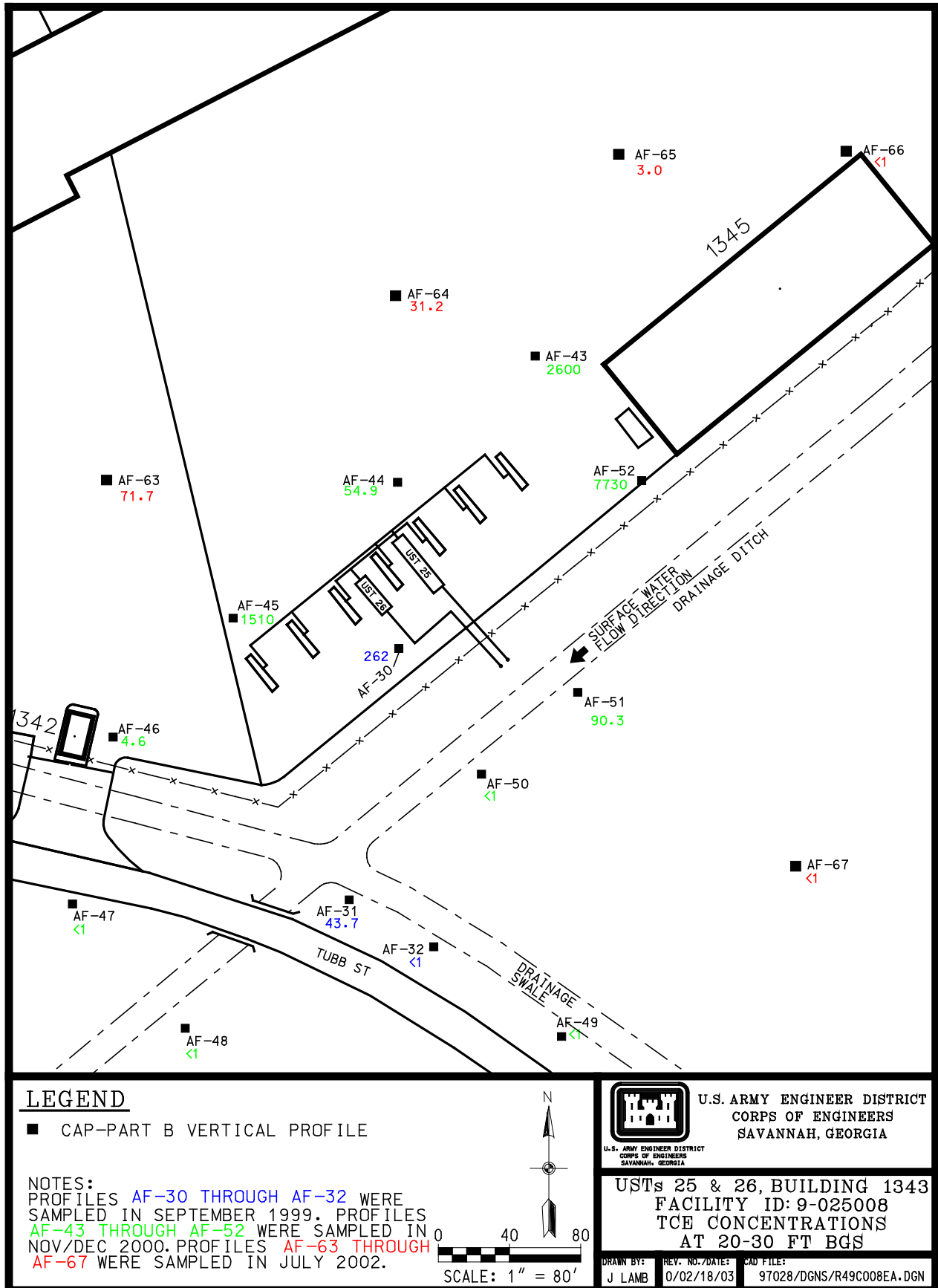


Figure 6b. VOC Groundwater Quality Map of the Vertical-Profile Borings (July 2002)
at the USTs 25 & 26 Site, Facility ID #9-025008

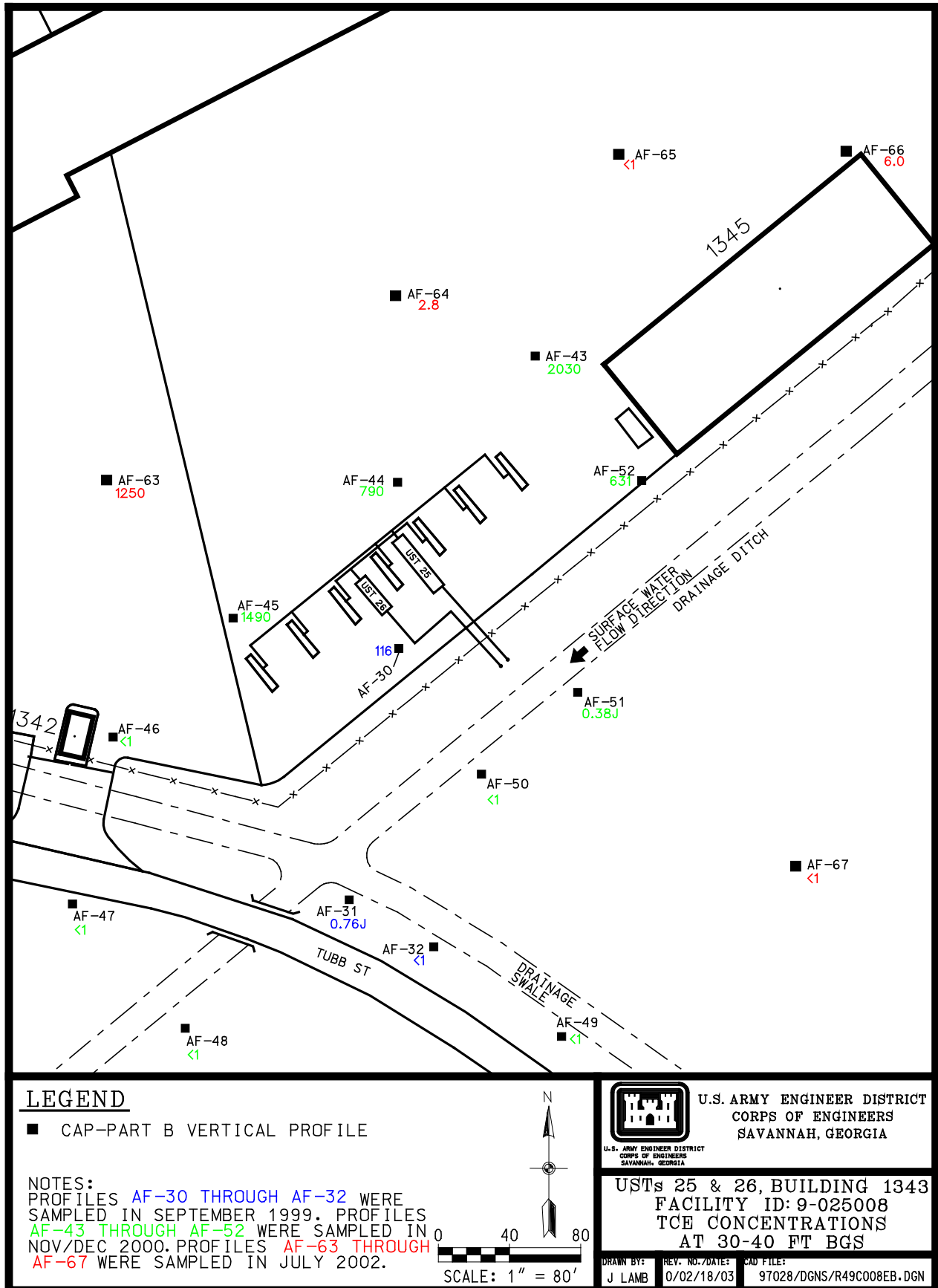
THIS PAGE INTENTIONALLY LEFT BLANK.



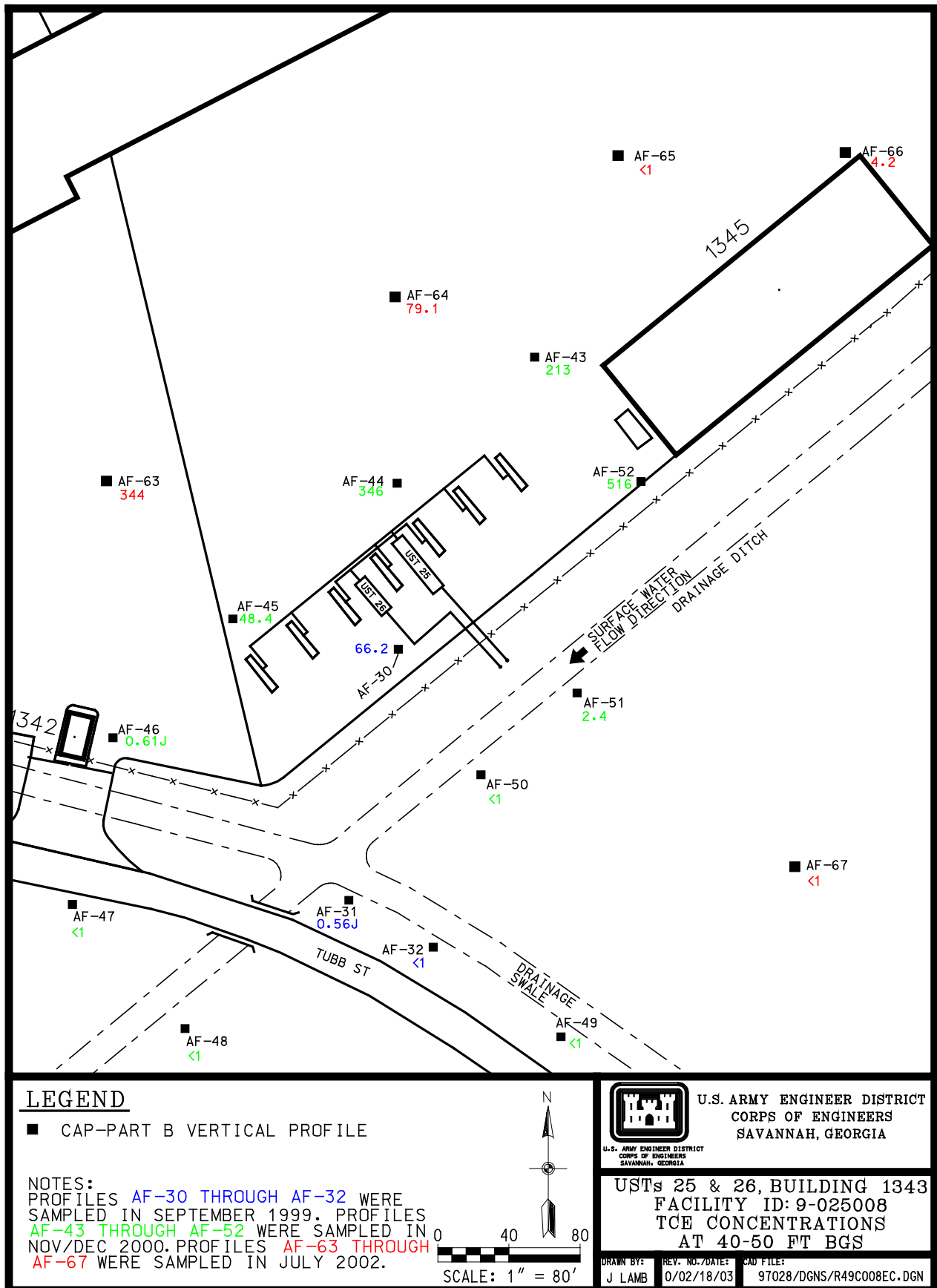
**Figure 7. TCE Concentrations in Groundwater at 10 to 20 ft BGS
at the USTs 25 & 26 Site, Facility ID #9-025008**



**Figure 8. TCE Concentrations in Groundwater at 20 to 30 ft BGS
at the USTs 25 & 26 Site, Facility ID #9-025008**

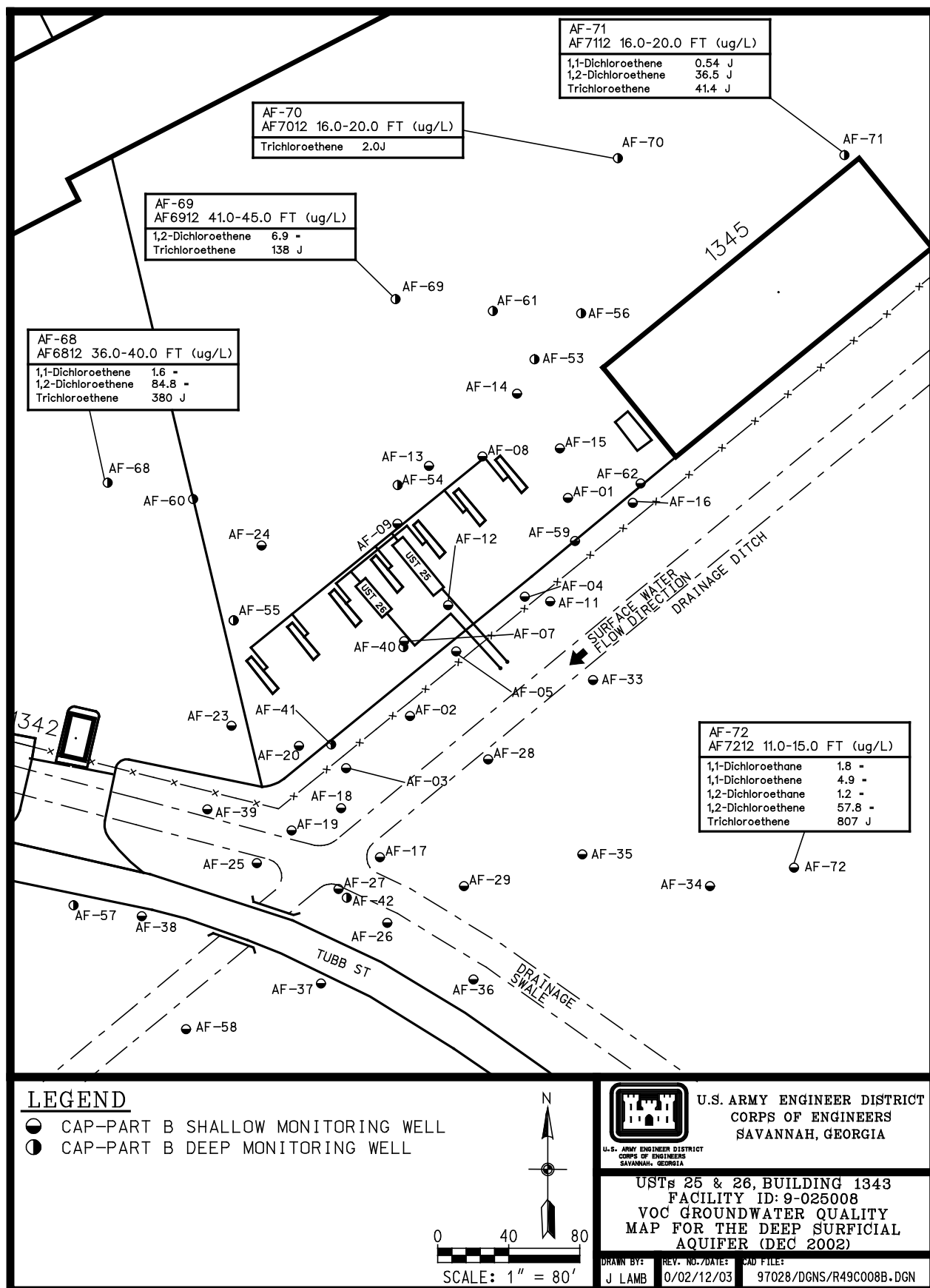


**Figure 9. TCE Concentrations in Groundwater at 30 to 40 ft BGS
at the USTs 25 & 26 Site, Facility ID #9-025008**



**Figure 10. TCE Concentrations in Groundwater at 40 to 50 ft BGS
at the USTs 25 & 26 Site, Facility ID #9-025008**

Hunter Army Airfield UST CAP-Part B Addendum #2
USTs 25 & 26, Building 1343, Facility ID #9-025008



**Figure 11. VOC Groundwater Quality Map (December 2002)
of the USTs 25 & 26 Site, Facility ID #9-025008**

THIS PAGE INTENTIONALLY LEFT BLANK.

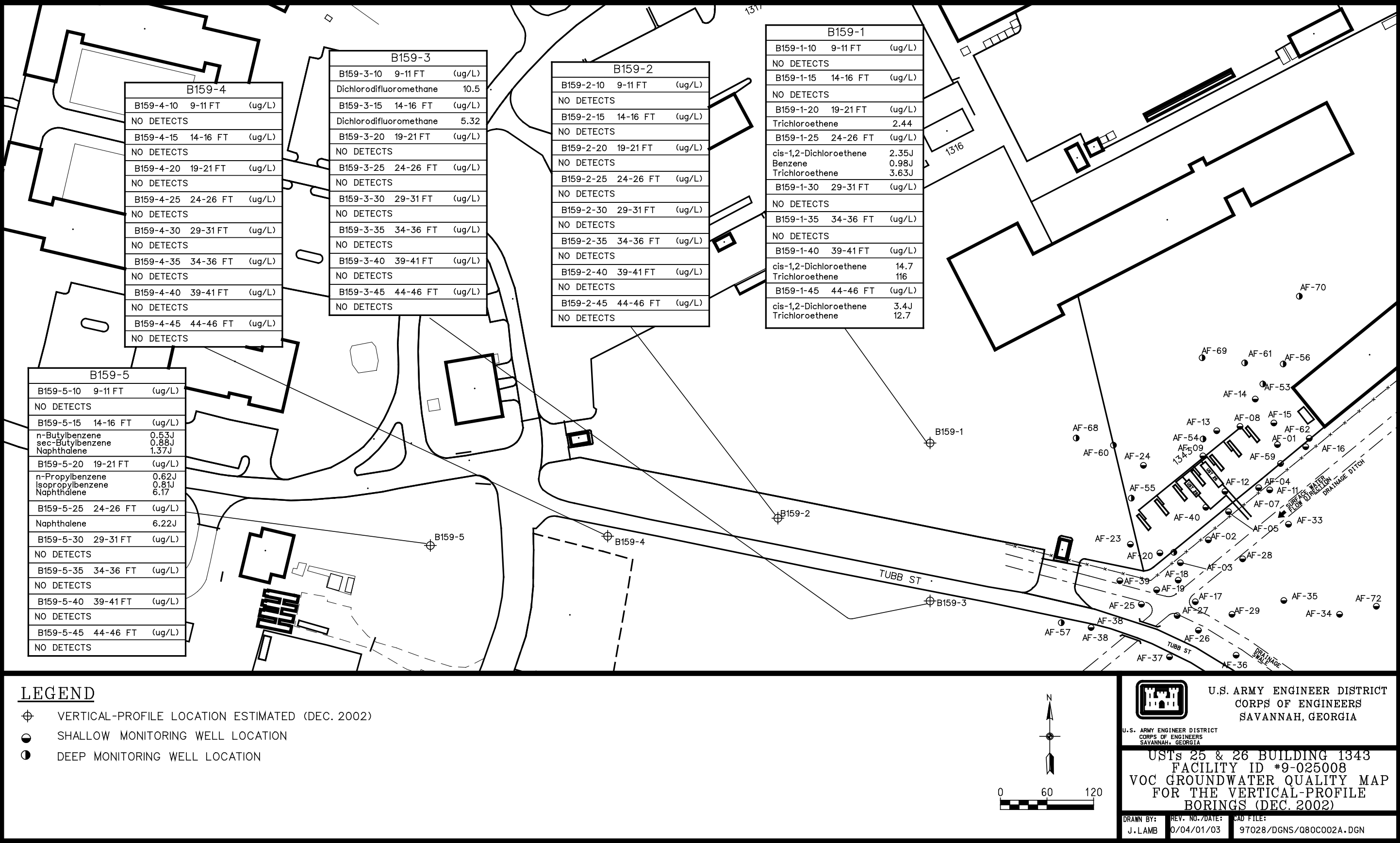
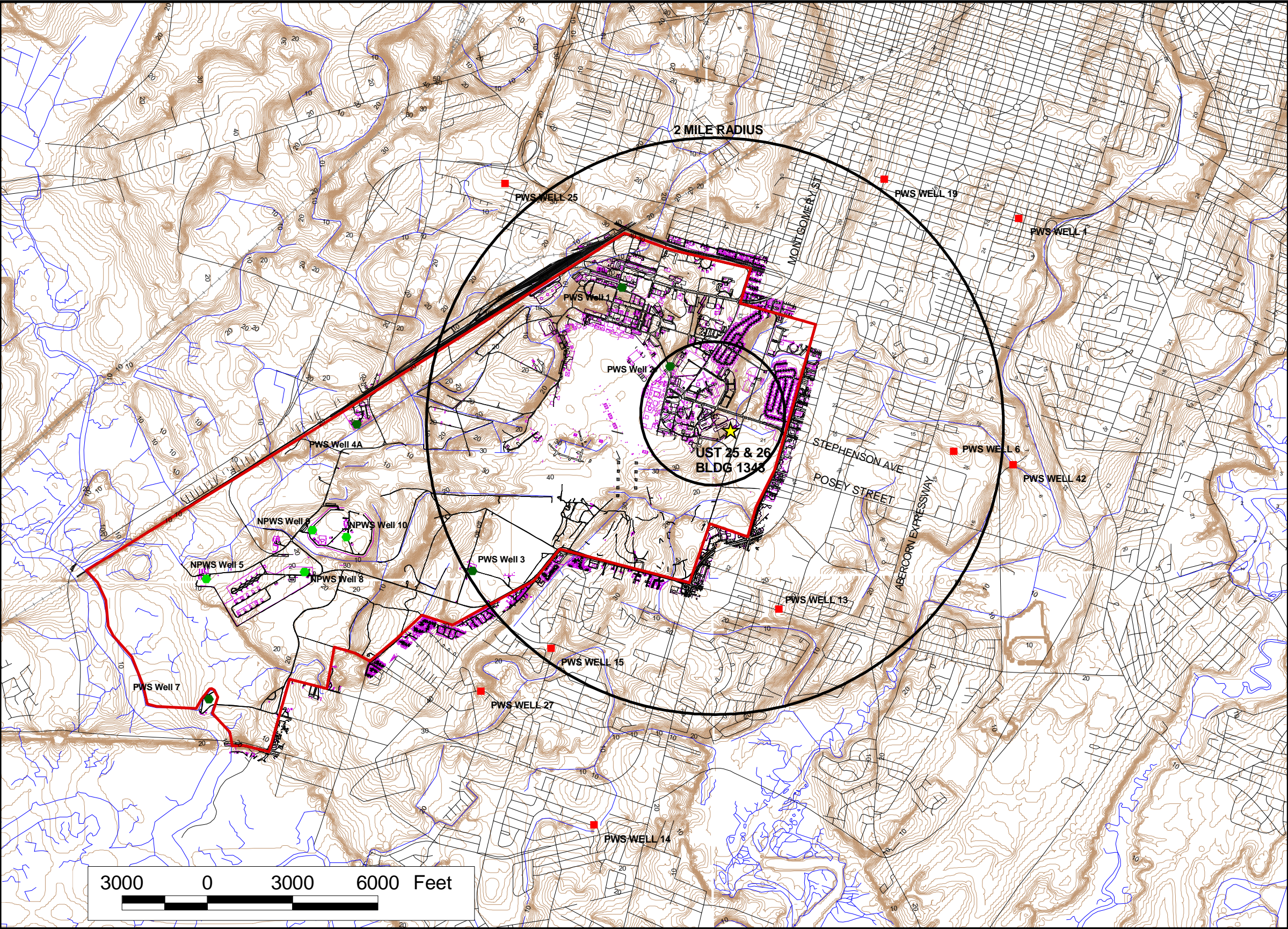


Figure 12. VOC Groundwater Quality Map of the Vertical-Profile Borings (December 2002) at the USTs 25 & 26 Site, Facility ID #9-025008

THIS PAGE INTENTIONALLY LEFT BLANK.



Legend:

- Hunter Army Airfield Boundary
- Surface Water (streams/rivers/drains)
- Railroad
- Roads (primary)
- Buildings and Planimetric Features
- Ground Contour (1 ft Intervals)
- HAAF Nonpublic Water Supply Well
- HAAF Public Water Supply Well
- City of Savannah Public Water Supply Well

NOTE:
Contours were created from Digital Elevation Models translated from <http://mapping.usgs.gov/>, which were obtained from the following U.S.G.S. 7.5 minute Topographic Quad sheets: Boroughs, Isle of Hope, Savannah, and Garden City. Roads, surface water, and railroad were translated from <http://www.gis.state.ga.us/>. Hunter Army Airfield BaseMap received as Microstation files from Fort Stewart.

N
GA State Plane NAD83 (feet)

SAIC Science Applications International Corporation
An Employee-Owned Company

USTs 25 & 26, BLDG 1343
FACILITY ID: 9-025008

REVISION	DRAWN BY:	CHKD BY:	DATE:
0	K. Cutshaw	S. Stoller	01/07/00

FILE REFERENCES

051rds_polyline	burroughsctrf
051hyd_polyline	isleofhopectrf
051rr	savannahctrf
hunterarea	gardencityctrf
	trveh.dgn
	bggen.dgn

SHT 1 of 1
DRAWING #

97028\A07HUNTERUST25.APR
ARCVIEW PROJECT NAME

Figure 13. Locations of Public and Nonpublic Supply Wells at Hunter Army Airfield and Surrounding Area

THIS PAGE INTENTIONALLY LEFT BLANK.

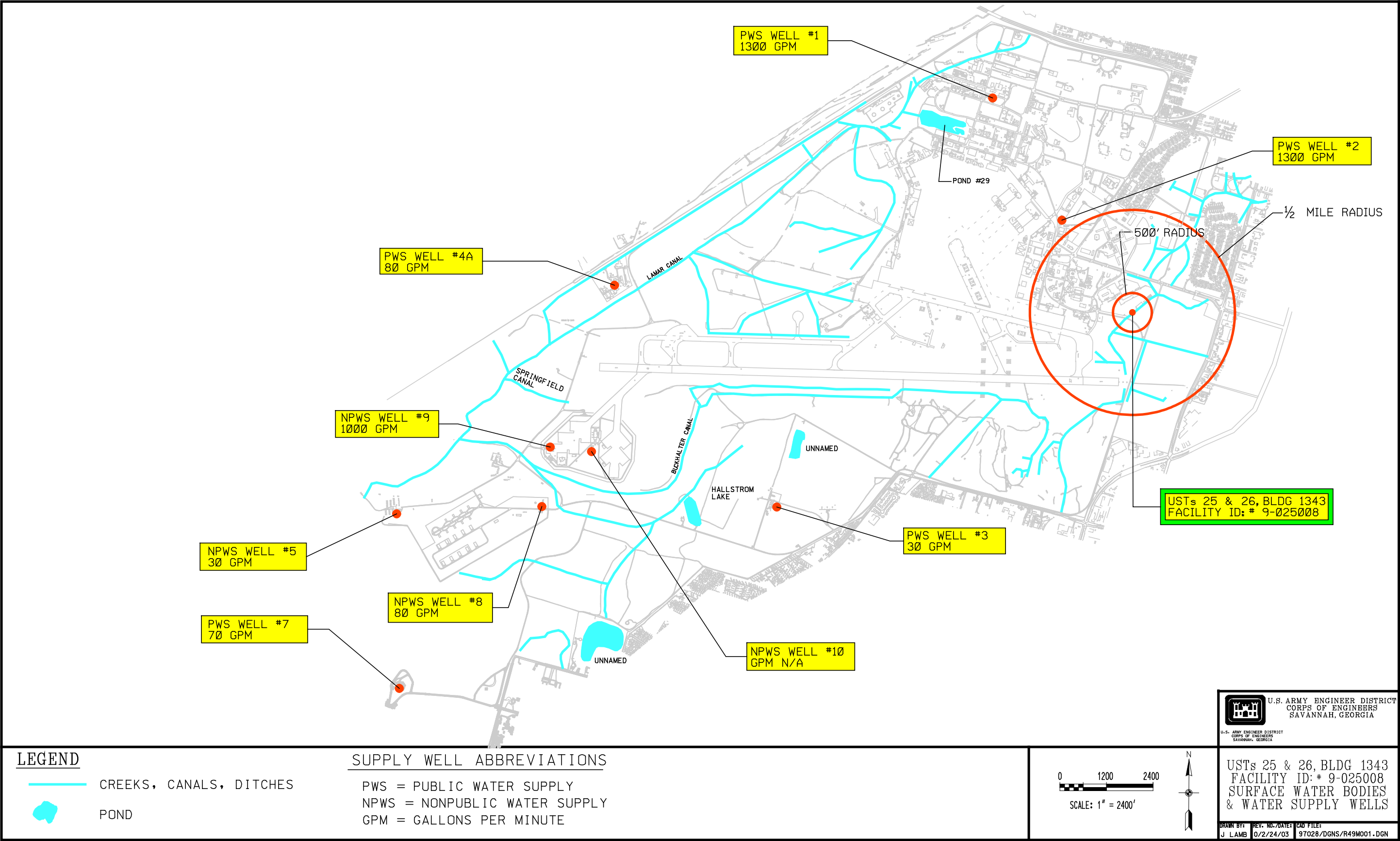


Figure 14. Locations of Surface Water Bodies and Water Supply Wells at Hunter Army Airfield

THIS PAGE INTENTIONALLY LEFT BLANK.

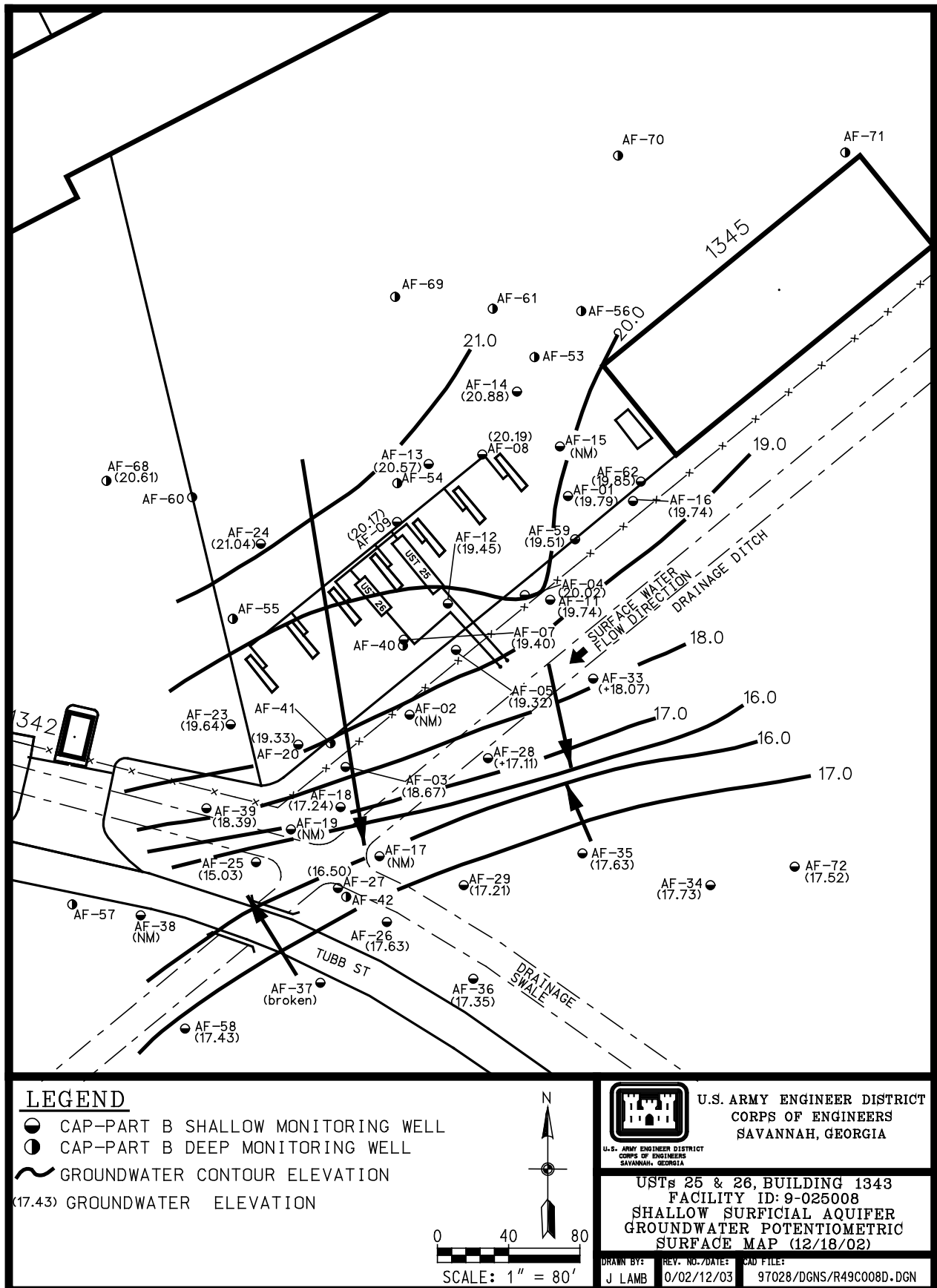


Figure 15. Shallow Surficial Aquifer Groundwater Potentiometric Surface Map and Equipotential Flow Net (December 2002) of the USTs 25 & 26 Site, Facility ID #9-025008

Hunter Army Airfield UST CAP-Part B Addendum #2
USTs 25 & 26, Building 1343, Facility ID #9-025008

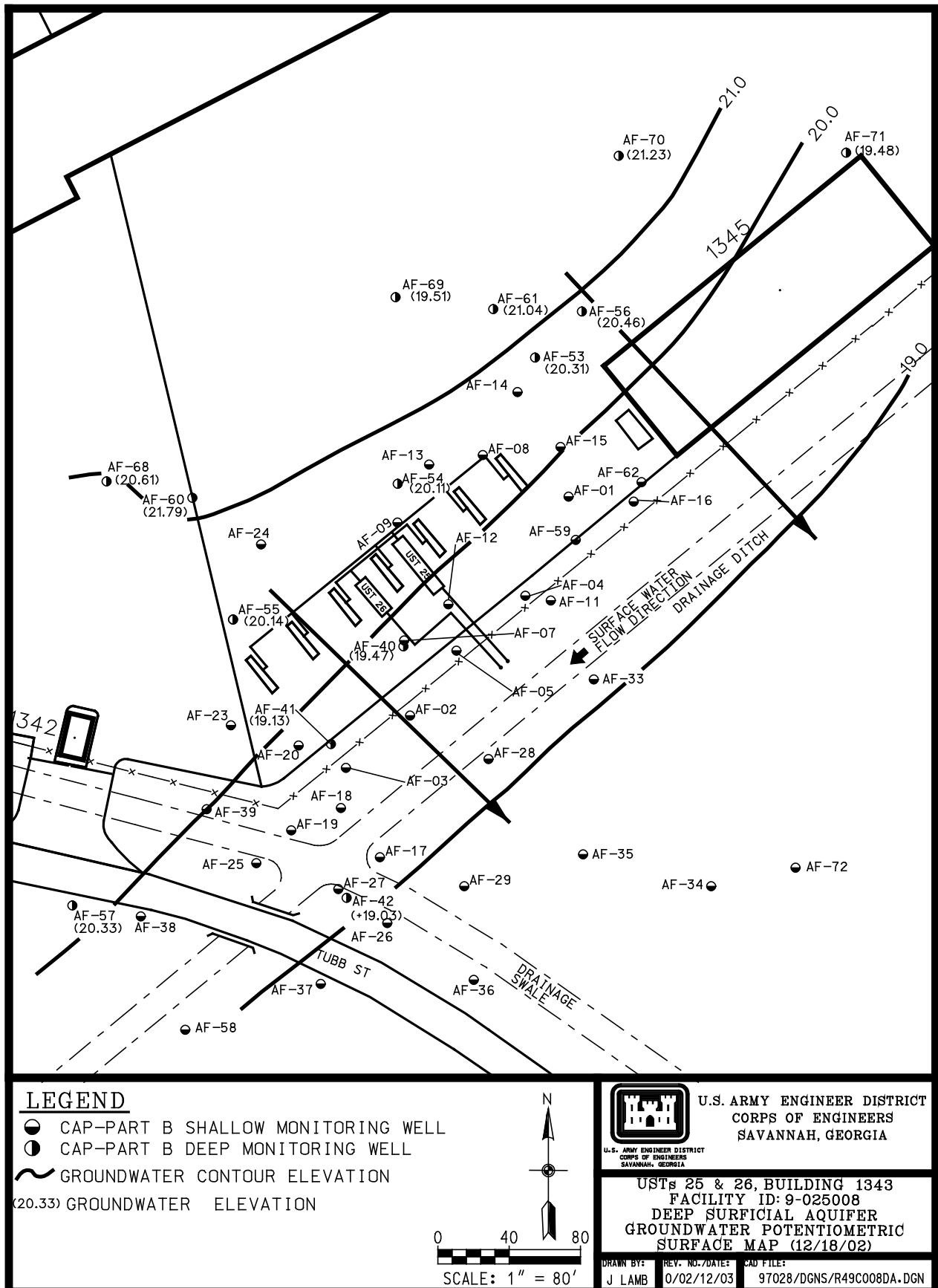


Figure 16. Deep Surficial Aquifer Groundwater Potentiometric Surface Map and Equipotential Flow Net (December 2002) of the USTs 25 & 26 Site, Facility ID #9-025008

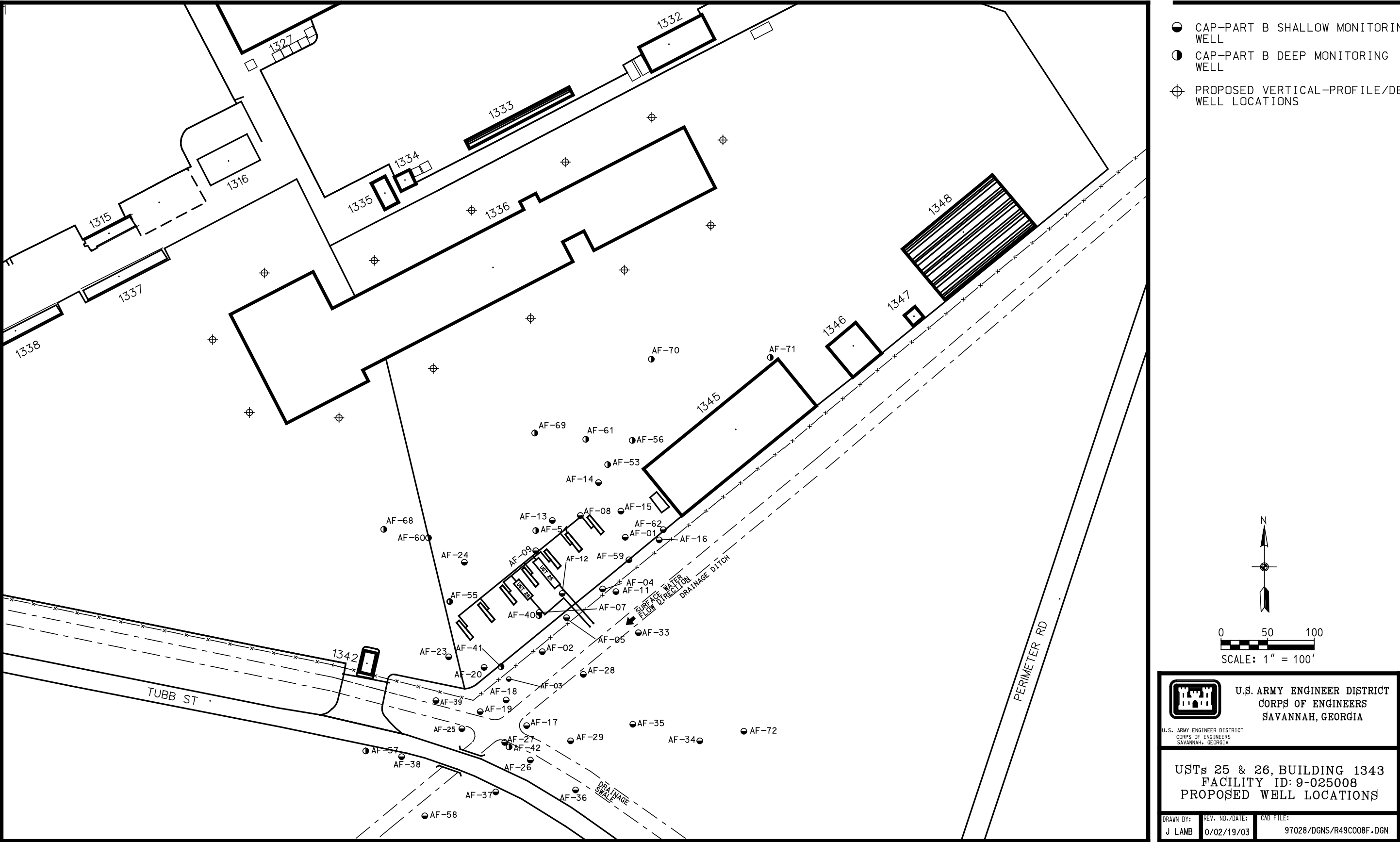


Figure 17. Proposed Vertical-Profile and Well Locations at the USTs 25 & 26 Site, Facility ID #9-025008

THIS PAGE INTENTIONALLY LEFT BLANK.

APPENDIX II

REPORT TABLES

THIS PAGE INTENTIONALLY LEFT BLANK.

Table 1. Groundwater Analytical Results

Boring ID	Sample ID	Screened Interval (ft BGS)	Sample Date	Detected Volatile Organic Compounds (µg/L)																
				1,1-Dichloroethane	1,1-Dichloroethene	1,2-Dichloroethane	1,2-Dichloroethene	1,2-Dichloropropane	2-Butanone	2-Hexanone	Acetone	Benzene	Carbon Disulfide	Chloromethane	Ethylbenzene	Tetrachloroethene	Toluene	Trichloroethene	Vinyl Chloride	Xylenes, Total
CAP-Part B Groundwater Sampling – September 1999																				
AF-01	AF0122	2.5 – 12.5	09/26/99											1.2 J						
AF-02	AF0222	2.0 – 12.0	09/26/99								11.1 J	8.4 =		0.54 J			0.65 J			
AF-03	AF0322	2.0 – 12.0	09/26/99									2.2 =			1.6 J				0.96 J	
AF-04	AF0422	2.0 – 12.0	09/26/99																	
AF-05	AF0522	2.0 – 12.0	09/26/99									11.8 =			9.5 =		3 =		46.5 =	
AF-07	AF0722	2.5 – 12.5	09/26/99							40.2 =		9,130 =			493 =		24.8 =		246 =	
AF-08	AF0822	2.5 – 12.5	09/26/99										1.1 J							
AF-09	AF0922	2.0 – 12.0	09/26/99				3.9 =					11.8 =			27.7 =				1.4 J	
AF-11	AF1122	1.0 – 11.0	09/26/99																	
AF-12	AF1222	2.5 – 12.5	09/26/99									23.4 =		2 J	54.8 =				8.5 J	
AF-13	AF1322	2.5 – 12.5	09/26/99				1.5 J													
AF-14	AF1422	1.4 – 11.4	09/26/99										2 J							
AF-15	AF1522	1.5 – 11.5	09/26/99																	
AF-16	AF1622	1.5 – 11.5	09/26/99																	
AF-17	AF1722	2.5 – 12.5	09/26/99				19.9 =					14 =					112 =			
AF-18	AF1822	1.5 – 11.5	09/26/99				13.2 =					10.3 =					1.6 J			
AF-19	AF1922	1.5 – 11.5	09/26/99				8.3 =					3.5 =					2.6 =			
AF-20	AF2022	3.0 – 13.0	09/26/99				1.7 J					2.1 =								
Maximum Contaminant Level				NRC	7	5	NRC	5	NRC	NRC	NRC	5	NRC	NRC	700	5	1,000	5	2	10,000
In-Stream Water Quality Standard				NRC	3.2	98.6	NRC	NRC	NRC	NRC	NRC	71.28	NRC	NRC	28,718	8.85	200,000	80.7	525	NRC

See page II-17 for footnotes.

Table 1. Groundwater Analytical Results (continued)

Boring ID	Sample ID	Screened Interval (ft BGS)	Sample Date	Detected Volatile Organic Compounds (µg/L)																
				1,1-Dichloroethane	1,1-Dichloroethene	1,2-Dichloroethane	1,2-Dichloroethene	1,2-Dichloropropane	2-Butanone	2-Hexanone	Acetone	Benzene	Carbon Disulfide	Chloromethane	Ethylbenzene	Tetrachloroethene	Toluene	Trichloroethene	Vinyl Chloride	Xylenes, Total
AF-23	AF2322	3.0 – 13.0	09/26/99				5.3 =		5.9 J			1.1 J						1.6 J		
AF-24	AF2422	2.0 – 12.0	09/26/99																	
AF-25	AF25222	0.5 – 10.5	09/26/99		0.66 J		40.2 =					4.8 =			0.59 J			243 =	0.6 J	
AF-26	AF2622	2.0 – 12.0	09/26/99				27.9 =					16.6 =		1.5 J				116 =		
AF-27	AF2722	1.0 – 11.0	09/26/99				49.3 =					5.1 J		12.8 J				596 =		
AF-28	AF2822	2.0 – 12.0	09/26/99		0.67 J		41.9 =					3.9 =						60.9 =		
AF-29	AF2922	2.0 – 12.0	09/26/99				9.5 =					53.6 =		1.2 J				11 =	1.8 J	
AF-30	AF3012	11.0 – 15.0	09/26/99				3.3 =		14.2 =			7,670 J		2.2 =	500 J		19 =	1.7 J		72.7 =
AF-30	AF3022	16.0 – 20.0	09/26/99				24 =		15.5 =			2,290 =			168 =		5.5 =	21.3 =	0.88 J	9.6 =
AF-30	AF3032	21.0 – 25.0	09/26/99		0.74 J		33 =					37.9 =		0.95 J	2.7 =		0.55 J	75.9 =		1.8 J
AF-30	AF3042	26.0 – 30.0	09/26/99		2.2 =		90.3 =					16.2 =	1.1 J		1.3 J			262 =		
AF-30	AF3052	31.0 – 35.0	09/26/99		0.62 J		24.3 =					11 =			0.53 J			116 =		0.51 J
AF-30	AF3062	36.0 – 40.0	09/26/99				11.3 =					6.4 =			0.67 J			66.5 =		0.67 J
AF-30	AF3072	41.0 – 45.0	09/26/99				8.7 =					5.5 =			5.5 =		0.78 J	66.2 =		9.3 =
AF-30	AF3082	46.0 – 50.0	09/26/99									6.8 =	1.3 J		1.8 J		0.5 J	0.91 J		2.9 J
Maximum Contaminant Level				NRC	7	5	NRC	5	NRC	NRC	NRC	5	NRC	NRC	700	5	1,000	5	2	10,000
In-Stream Water Quality Standard				NRC	3.2	98.6	NRC	NRC	NRC	NRC	NRC	71.28	NRC	NRC	28,718	8.85	200,000	80.7	525	NRC

See page II-17 for footnotes.

Table 1. Groundwater Analytical Results (continued)

Boring ID	Sample ID	Screened Interval (ft BGS)	Sample Date	Detected Volatile Organic Compounds (µg/L)																
				1,1-Dichloroethane	1,1-Dichloroethene	1,2-Dichloroethane	1,2-Dichloroethene	1,2-Dichloropropane	2-Butanone	2-Hexanone	Acetone	Benzene	Carbon Disulfide	Chloromethane	Ethylbenzene	Tetrachloroethene	Toluene	Trichloroethene	Vinyl Chloride	Xylenes, Total
AF-31	AF3112	6.0 – 10.0	09/25/99				17.9 =					11.1 =					168 =			
AF-31	AF3122	11.0 – 15.0	09/25/99				10.7 =					0.99 J					110 =			
AF-31	AF3132	16.0 – 20.0	09/25/99														2.6 =			
AF-31	AF3142	21.0 – 25.0	09/25/99				16.4 =							3 =			43.7 =			
AF-31	AF3152	26.0 – 30.0	09/25/99														1.3 J			
AF-31	AF3162	31.0 – 35.0	09/25/99						1.9 J								1.0 J			
AF-31	AF3172	36.0 – 40.0	09/25/99						1.3 J								0.76 J			
AF-31	AF3182	41.0 – 45.0	09/25/99																	
AF-31	AF3192	46.0 – 50.0	09/25/99														0.56 J			
AF-32	AF3212	11.0 – 15.0	09/25/99				6.4 =					2.1 =					26.3 =			
AF-32	AF3222	16.0 – 20.0	09/25/99						0.93 J							0.52 J				
AF-32	AF3232	21.0 – 25.0	09/25/99											2.9 =						
AF-32	AF3242	26.0 – 30.0	09/25/99																	
AF-32	AF3252	31.0 – 35.0	09/25/99																	
AF-32	AF3262	36.0 – 40.0	09/25/99									0.56 J								
AF-32	AF3272	41.0 – 45.0	09/25/99																	
AF-32	AF3282	46.0 – 50.0	09/25/99																	
Maximum Contaminant Level				NRC	7	5	NRC	5	NRC	NRC	NRC	5	NRC	NRC	700	5	1,000	5	2	10,000
In-Stream Water Quality Standard				NRC	3.2	98.6	NRC	NRC	NRC	NRC	NRC	71.28	NRC	NRC	28,718	8.85	200,000	80.7	525	NRC

See page II-17 for footnotes.

Table 1. Groundwater Analytical Results (continued)

Boring ID	Sample ID	Screened Interval (ft BGS)	Sample Date	Detected Volatile Organic Compounds (µg/L)																
				1,1-Dichloroethane	1,1-Dichloroethene	1,2-Dichloroethane	1,2-Dichloroethene	1,2-Dichloropropane	2-Butanone	2-Hexanone	Acetone	Benzene	Carbon Disulfide	Chloromethane	Ethylbenzene	Tetrachloroethene	Toluene	Trichloroethene	Vinyl Chloride	Xylenes, Total
AF-33	AF3312	2.3 – 11.8	09/25/99				6.4 =							2.1 =			45.8 =			
AF-34	AF3412	1.4 – 10.9	09/25/99	3.4 =	4.8 =		10.8 =							3.6 =			95.5 =			
AF-35	AF3512	1.2 – 10.7	09/25/99				8.8 =					2.1 =					23 =			
AF-36	AF3612	1.4 – 10.9	09/25/99				17.3 =					2.4 =		2.6 =			38 =			
AF-37	AF3712	4.4 – 14.3	09/25/99		0.6 J		26.4 =					4.2 =			0.63 J		0.69 J	346 =	3.4 J	
AF-38	AF3812	4.1 – 14.1	09/25/99				3.8 =					2 =			1.6 J		2 =	6.8 =	9.4 =	
AF-39	AF3912	4.4 – 14.4	09/25/99				4.3 =					0.92 J								
Additional Deep Well Installation & Sampling – February 2000																				
AF-40	AF4012	28.5 – 33.0	02/02/00				15.4 =					21.3 =			3.2 =		0.60 J	53.3 =	8.8 =	
AF-41	AF4112	28.5 – 33.0	02/02/00		0.94 J		35.6 =					0.20 J						158 =		
AF-42	AF4212	28.5 – 33.0	02/02/00													0.30 J				
First Semiannual Sampling Event – June 2000																				
AF-40	AF4032	28.5 – 33.0	06/23/00		1.6 =		63.3 =					1.3 =			0.57 J			353 =		
AF-41	AF4132	28.5 – 33.0	06/23/00		3.0 =		110 =											636 =		
AF-42	AF4232	28.5 – 33.0	06/23/00													0.81 J				
Maximum Contaminant Level				NRC	7	5	NRC	5	NRC	NRC	NRC	5	NRC	NRC	700	5	1,000	5	2	10,000
In-Stream Water Quality Standard				NRC	3.2	98.6	NRC	NRC	NRC	NRC	NRC	71.28	NRC	NRC	28,718	8.85	200,000	80.7	525	NRC

See page II-17 for footnotes.

Table 1. Groundwater Analytical Results (continued)

Boring ID	Sample ID	Screened Interval (ft BGS)	Sample Date	Detected Volatile Organic Compounds (µg/L)																
				1,1-Dichloroethane	1,1-Dichloroethene	1,2-Dichloroethane	1,2-Dichloroethene	1,2-Dichloropropane	2-Butanone	2-Hexanone	Acetone	Benzene	Carbon Disulfide	Chloromethane	Ethylbenzene	Tetrachloroethene	Toluene	Trichloroethene	Vinyl Chloride	Xylenes, Total
Supplemental Groundwater Sampling to Support Geophysical Survey – September 2000																				
AF-01	AF0142	2.5 – 12.5	09/28/00								6.7 =									
AF-02	AF0242	2.0 – 12.0	09/28/00								8.0 =	0.82 J								
AF-03	AF0342	2.0 – 12.0	09/28/00								18 =									
AF-04	AF0442	2.0 – 12.0	09/28/00								9.1 =									
AF-05	AF0542	2.0 – 12.0	09/28/00								11.7 =	4.7 =			4.7 =		0.82 J		20.9 =	
AF-07	AF0742	2.5 – 12.5	09/28/00									9,920 =			645 =		39.2 =		300 U	
AF-08	AF0842	2.5 – 12.5	09/28/00								6.8 =	0.20 J								
AF-09	AF0942	2.0 – 12.0	09/28/00				3.4 =				7.4 =	7 =			16.7 =		0.36 J			
AF-11	AF1142	1.0 – 11.0	09/28/00																	
AF-12	AF1242	2.5 – 12.5	09/28/00								8.2 =	33.2 =			94.1 =		0.29 J		3.2 =	
AF-13	AF1342	2.5 – 12.5	09/28/00				1.2 J				7.2 =				0.17 J				1.2 J	
AF-14	AF1442	1.4 – 11.4	09/28/00								8.3 =				0.064 J					
AF-15	AF1542	1.5 – 11.5	09/28/00								8.2 =	0.19 J								
AF-16	AF1642	1.5 – 11.5	09/28/00								6.5 =									
AF-18	AF1842	1.5 – 11.5	09/28/00				5.6 =				11.2 =	5.8 =			0.11 J		0.7 J	1.4 =		
AF-19	AF1942	1.5 – 11.5	09/28/00				0.36 J				7.4 =	0.24 J					0.99 J			
AF-20	AF2042	3.0 – 13.0	09/27/00				2.3 =				7.7 =	0.55 J								
Maximum Contaminant Level				NRC	7	5	NRC	5	NRC	NRC	NRC	5	NRC	NRC	700	5	1,000	5	2	10,000
In-Stream Water Quality Standard				NRC	3.2	98.6	NRC	NRC	NRC	NRC	NRC	71.28	NRC	NRC	28,718	8.85	200,000	80.7	525	NRC

See page II-17 for footnotes.

Table 1. Groundwater Analytical Results (continued)

Boring ID	Sample ID	Screened Interval (ft BGS)	Sample Date	Detected Volatile Organic Compounds (µg/L)																
				1,1-Dichloroethane	1,1-Dichloroethene	1,2-Dichloroethane	1,2-Dichloroethene	1,2-Dichloropropane	2-Butanone	2-Hexanone	Acetone	Benzene	Carbon Disulfide	Chloromethane	Ethylbenzene	Tetrachloroethene	Toluene	Trichloroethene	Vinyl Chloride	Xylenes, Total
AF-23	AF2342	3.0 – 13.0	09/27/00				8.5 =				6.6 =	1.6 =					0.33 J			
AF-24	AF2442	2.0 – 12.0	09/28/00																	
AF-25	AF2542	0.5 – 10.5	09/28/00				34 =					1.6 =					197 =			
AF-26	AF2642	2.0 – 12.0	09/28/00				21.8 =					11.2 =				1.9 =	102 J			
AF-27	AF2742	1.0 – 11.0	09/28/00				30.7 =					1.9 =					179 =			
AF-28	AF2842	2.0 – 12.0	09/28/00				42.6 =					8.6 =				1.2 =	56.8 =			
AF-29	AF2942	2.0 – 12.0	09/28/00				2.4 =					351 =			54.1 =	2.8 =	2.6 =	0.77 J	5.1 =	
AF-33	AF3342	2.3 – 11.8	09/28/00				8.1 =										34.4 =			
AF-34	AF3442	1.4 – 10.9	09/28/00	2.8 =	3.9 =		13 =									0.47 J	105 J			
AF-35	AF3542	1.2 – 10.7	09/28/00				9.6 =					0.38 J					27.6 =			
AF-36	AF3642	1.4 – 10.9	09/28/00				3.3 =					0.83 J				0.78 J	10.3 =			
AF-37	AF3742	4.4 – 14.3	09/28/00				17.2 =					2.7 =				1.9 =	226 =			
AF-38	AF3842	4.1 – 14.1	09/28/00				0.39 J					0.19 J				1.4 =				
AF-40	AF4042	28.5 – 33.0	09/28/00				14.6 =					1.8 =			0.45 J		42.9 =	0.76 J		
AF-41	AF4142	28.5 – 33.0	09/28/00				1.7 J										1.2 =			
AF-42	AF4242	28.5 – 33.0	09/28/00																	
Maximum Contaminant Level				NRC	7	5	NRC	5	NRC	NRC	NRC	5	NRC	NRC	700	5	1,000	5	2	10,000
In-Stream Water Quality Standard				NRC	3.2	98.6	NRC	NRC	NRC	NRC	NRC	71.28	NRC	NRC	28,718	8.85	200,000	80.7	525	NRC

See page II-17 for footnotes.

Table 1. Groundwater Analytical Results (continued)

Boring ID	Sample ID	Screened Interval (ft BGS)	Sample Date	Detected Volatile Organic Compounds (µg/L)																
				1,1-Dichloroethane	1,1-Dichloroethene	1,2-Dichloroethane	1,2-Dichloroethene	1,2-Dichloropropane	2-Butanone	2-Hexanone	Acetone	Benzene	Carbon Disulfide	Chloromethane	Ethylbenzene	Tetrachloroethene	Toluene	Trichloroethene	Vinyl Chloride	Xylenes, Total
Vertical-Profile Sampling – November/December 2000																				
AF-43	AF4312	4.0 – 9.0	11/30/00								11 =									
AF-43	AF4322	9.0 – 14.0	11/30/00				0.46 J		1.2 J		3.6 J							1.2 =		
AF-43	AF4332	14.0 – 19.0	11/30/00		0.51 J		5.3 =				1.6 J							304 =		
AF-43	AF4342	19.0 – 24.0	11/30/00		2.3 =		20.2 =				1.8 J	0.68 J						2,600 =		
AF-43	AF4352	24.0 – 29.0	11/30/00		5.4 =		103 =				2 J						0.27 J	2,140 =		
AF-43	AF4362	29.0 – 34.0	11/30/00	1.3 =	12.8 =		116 =				1.8 J							2,030 =		
AF-43	AF4372	34.0 – 39.0	11/30/00	0.9 J	7.2 =		68.2 =				2.9 J							883 =		
AF-43	AF4382	39.0 – 44.0	11/30/00		0.1 J		9.8 =				2 J							213 J		
AF-43	AF4392	44.0 – 49.0	11/30/00				5.4 =								0.062 J		0.45 J	71.2 =	0.32 J	
AF-44	AF4412	4.0 – 9.0	12/01/00				7 =											14.3 =		
AF-44	AF4422	9.0 – 14.0	12/01/00				2.8 =								0.072 J		0.29 J	80.1 =	0.46 J	
AF-44	AF4432	14.0 – 19.0	12/01/00															13 =		
AF-44	AF4442	19.0 – 24.0	12/01/00				5.6 =										0.31 J	54.9 =		
AF-44	AF4452	24.0 – 29.0	12/01/00				7 =										0.30 J	33.5 =		
AF-44	AF4462	29.0 – 34.0	12/01/00				1.1 J										0.38 J	0.83 J		
AF-44	AF4472	34.0 – 39.0	12/01/00		3.2 =		104 =				1.8 J	0.16 J						790 =		
AF-44	AF4482	39.0 – 44.0	12/01/00		0.84 J		38.6 =		2.4 J		4.3 J	0.31 J			0.11 J		0.48 J	346 =		
AF-44	AF4492	44.0 – 49.0	12/01/00				9.2 =		1.4 J	2.2 J	4.5 J							60.8 =		
Maximum Contaminant Level				NRC	7	5	NRC	5	NRC	NRC	NRC	5	NRC	NRC	700	5	1,000	5	2	10,000
In-Stream Water Quality Standard				NRC	3.2	98.6	NRC	NRC	NRC	NRC	NRC	71.28	NRC	NRC	28,718	8.85	200,000	80.7	525	NRC

See page II-17 for footnotes.

Table 1. Groundwater Analytical Results (continued)

Boring ID	Sample ID	Screened Interval (ft BGS)	Sample Date	Detected Volatile Organic Compounds (µg/L)																
				1,1-Dichloroethane	1,1-Dichloroethene	1,2-Dichloroethane	1,2-Dichloroethene	1,2-Dichloropropane	2-Butanone	2-Hexanone	Acetone	Benzene	Carbon Disulfide	Chloromethane	Ethylbenzene	Tetrachloroethene	Toluene	Trichloroethene	Vinyl Chloride	Xylenes, Total
AF-45	AF4512	4.0 – 9.0	12/01/00				10.3 =					1.8 =	0.41 J				0.39 J	1.9 =		
AF-45	AF4522	9.0 – 14.0	12/01/00		0.17 J		7.6 =					4.2 =	0.59 J					47.2 =		
AF-45	AF4532	14.0 – 19.0	12/01/00				1.5 =					0.99 J						18.3 =		
AF-45	AF4542	19.0 – 24.0	12/01/00		0.63 J		67.5 =					0.33 J						428 =		
AF-45	AF4552	24.0 – 29.0	12/01/00		3.8 =		279 =					0.24 J						1,510 =	0.27 J	
AF-45	AF4562	29.0 – 34.0	12/01/00		4.7 =		206 =					0.19 J						1,490 =	0.24 J	
AF-45	AF4572	34.0 – 39.0	12/02/00				15.2 =										0.66 J	181 =		
AF-45	AF4582	39.0 – 44.0	12/02/00				5.9 =											48.4 =		
AF-45	AF4592	44.0 – 49.0	12/02/00															0.59 J		
AF-46	AF4612	6.0 – 10.0	12/02/00				0.73 J					0.22 J								
AF-46	AF4622	11.0 – 15.0	12/02/00				1.4 J					0.65 J	0.84 J					3.9 =		
AF-46	AF4632	16.0 – 20.0	12/02/00									0.30 J						2.6 =		
AF-46	AF4642	21.0 – 25.0	12/02/00				1.4 J					0.63 J						4.6 =		
AF-46	AF4652	26.0 – 30.0	12/02/00				2.3 =					0.16 J						1.2 =		
AF-46	AF4662	31.0 – 35.0	12/02/00				0.46 J													
AF-46	AF4672	36.0 – 40.0	12/02/00																	
AF-46	AF4682	41.0 – 45.0	12/02/00															0.61 J		
AF-46	AF4692	46.0 – 50.0	12/02/00																	
Maximum Contaminant Level				NRC	7	5	NRC	5	NRC	NRC	NRC	5	NRC	NRC	700	5	1,000	5	2	10,000
In-Stream Water Quality Standard				NRC	3.2	98.6	NRC	NRC	NRC	NRC	NRC	71.28	NRC	NRC	28,718	8.85	200,000	80.7	525	NRC

See page II-17 for footnotes.

Table 1. Groundwater Analytical Results (continued)

Boring ID	Sample ID	Screened Interval (ft BGS)	Sample Date	Detected Volatile Organic Compounds (µg/L)																
				1,1-Dichloroethane	1,1-Dichloroethene	1,2-Dichloroethane	1,2-Dichloroethene	1,2-Dichloropropane	2-Butanone	2-Hexanone	Acetone	Benzene	Carbon Disulfide	Chloromethane	Ethylbenzene	Tetrachloroethene	Toluene	Trichloroethene	Vinyl Chloride	Xylenes, Total
AF-47	AF4722	11.0 – 15.0	12/02/00				0.84 J	0.3 J				1.2 =						3 =		
AF-47	AF4732	16.0 – 20.0	12/02/00			0.51 J						0.21 J						0.27 J		
AF-47	AF4742	21.0 – 25.0	12/02/00																	
AF-47	AF4752	26.0 – 30.0	12/02/00																	
AF-47	AF4762	31.0 – 35.0	12/03/00																	
AF-47	AF4772	36.0 – 40.0	12/03/00																	
AF-47	AF4782	41.0 – 45.0	12/03/00																	
AF-47	AF4792	46.0 – 50.0	12/03/00																	
AF-48	AF4812	5.0 – 10.0	12/04/00				6.7 =				2.4 J	0.88 J			1.6 =		8.9 =	5.9 =		7.3 =
AF-48	AF4822	10.0 – 15.0	12/04/00				9.6 =					0.63 J			0.14 J			155 =		0.42 J
AF-48	AF4832	15.0 – 20.0	12/04/00																	0.40 J
AF-48	AF4842	20.0 – 25.0	12/04/00																	
AF-48	AF4852	25.0 – 30.0	12/04/00																	
AF-48	AF4862	30.0 – 35.0	12/04/00																	
AF-48	AF4872	35.0 – 40.0	12/04/00																	
AF-48	AF4882	40.0 – 45.0	12/04/00																	
AF-48	AF4892	45.0 – 50.0	12/04/00																	
Maximum Contaminant Level				NRC	7	5	NRC	5	NRC	NRC	NRC	5	NRC	NRC	700	5	1,000	5	2	10,000
In-Stream Water Quality Standard				NRC	3.2	98.6	NRC	NRC	NRC	NRC	NRC	71.28	NRC	NRC	28,718	8.85	200,000	80.7	525	NRC

See page II-17 for footnotes.

Table 1. Groundwater Analytical Results (continued)

Boring ID	Sample ID	Screened Interval (ft BGS)	Sample Date	Detected Volatile Organic Compounds (µg/L)																
				1,1-Dichloroethane	1,1-Dichloroethene	1,2-Dichloroethane	1,2-Dichloroethene	1,2-Dichloropropane	2-Butanone	2-Hexanone	Acetone	Benzene	Carbon Disulfide	Chloromethane	Ethylbenzene	Tetrachloroethene	Toluene	Trichloroethene	Vinyl Chloride	Xylenes, Total
AF-49	AF4912	6.0 – 10.0	12/03/00				1.4 J		2.4 J				0.63 J					0.48 J		
AF-49	AF4922	11.0 – 15.0	12/03/00				1.9 J					0.21 J	0.98 J					0.78 J		
AF-49	AF4932	16.0 – 20.0	12/03/00										0.66 J							
AF-49	AF4942	21.0 – 25.0	12/03/00																	
AF-49	AF4952	26.0 – 30.0	12/03/00																	
AF-49	AF4962	31.0 – 35.0	12/03/00																	
AF-49	AF4972	36.0 – 40.0	12/03/00											0.38 J						
AF-49	AF4982	41.0 – 45.0	12/03/00								2 J					0.58 J	3.9 =			
AF-49	AF4992	46.0 – 50.0	12/03/00								2.6 J					0.69 J	3.7 =			
AF-50	AF5012	4.0 – 9.0	12/02/00				4.0 =				1.8 J	9.5 =						6.5 =		
AF-50	AF5022	9.0 – 14.0	12/02/00				4.4 =				2 J	0.86 J						13.4 =		
AF-50	AF5032	14.0 – 19.0	12/02/00				0.21 J													
AF-50	AF5042	19.0 – 24.0	12/03/00						1.6 J											
AF-50	AF5052	24.0 – 29.0	12/03/00																	
AF-50	AF5062	29.0 – 34.0	12/03/00																	
AF-50	AF5072	34.0 – 39.0	12/03/00																	
AF-50	AF5082	39.0 – 44.0	12/03/00																	
AF-50	AF5092	44.0 – 49.0	12/03/00																	
Maximum Contaminant Level				NRC	7	5	NRC	5	NRC	NRC	NRC	5	NRC	NRC	700	5	1,000	5	2	10,000
In-Stream Water Quality Standard				NRC	3.2	98.6	NRC	NRC	NRC	NRC	NRC	71.28	NRC	NRC	28,718	8.85	200,000	80.7	525	NRC

See page II-17 for footnotes.

Table 1. Groundwater Analytical Results (continued)

Boring ID	Sample ID	Screened Interval (ft BGS)	Sample Date	Detected Volatile Organic Compounds (µg/L)																
				1,1-Dichloroethane	1,1-Dichloroethene	1,2-Dichloroethane	1,2-Dichloroethene	1,2-Dichloropropane	2-Butanone	2-Hexanone	Acetone	Benzene	Carbon Disulfide	Chloromethane	Ethylbenzene	Tetrachloroethene	Toluene	Trichloroethene	Vinyl Chloride	Xylenes, Total
AF-51	AF5112	5.0 – 10.0	12/03/00				3.4 =					1.3 =				0.27 J	25.6 =			
AF-51	AF5122	10.0 – 15.0	12/03/00		0.64 J		5.1 =					0.86 J					37.3 =			
AF-51	AF5132	15.0 – 20.0	12/03/00	10.3 =	22.5 =		65.4 =										604 =	0.60 J		
AF-51	AF5142	20.0 – 25.0	12/03/00	2.1 =	1.9 =		4.0 =										10.9 =			
AF-51	AF5152	25.0 – 30.0	12/04/00	0.76 J	2.3 =		11.9 =										90.3 =			
AF-51	AF5162	30.0 – 35.0	12/04/00				0.51 J										0.38 J			
AF-51	AF5172	35.0 – 40.0	12/04/00											0.16 J					0.45 J	
AF-51	AF5182	40.0 – 45.0	12/04/00				0.97 J										2.4 =			
AF-51	AF5192	45.0 – 50.0	12/04/00																	
AF-52	AF5212	4.0 – 9.0	12/02/00						1.2 J		8.5 =	0.18 J								
AF-52	AF5222	9.0 – 14.0	12/02/00								1.8 J						0.33 J			
AF-52	AF5232	14.0 – 19.0	12/02/00				34.5 J										1,780 =			
AF-52	AF5242	19.0 – 24.0	12/02/00		16.3 J		378 =										7,730 =			
AF-52	AF5252	24.0 – 29.0	12/02/00		15 J		174 =										2,120 =			
AF-52	AF5262	29.0 – 34.0	12/02/00		0.61 J		6 =										34.1 =			
AF-52	AF5272	34.0 – 39.0	12/02/00				65.2 =										631 =			
AF-52	AF5282	39.0 – 44.0	12/02/00				42.7 =										516 =			
AF-52	AF5292	44.0 – 49.0	12/02/00				0.31 J										2.8 =			
Maximum Contaminant Level				NRC	7	5	NRC	5	NRC	NRC	NRC	5	NRC	NRC	700	5	1,000	5	2	10,000
In-Stream Water Quality Standard				NRC	3.2	98.6	NRC	NRC	NRC	NRC	NRC	71.28	NRC	NRC	28,718	8.85	200,000	80.7	525	NRC

See page II-17 for footnotes.

Table 1. Groundwater Analytical Results (continued)

Boring ID	Sample ID	Screened Interval (ft BGS)	Sample Date	Detected Volatile Organic Compounds (µg/L)																
				1,1-Dichloroethane	1,1-Dichloroethene	1,2-Dichloroethane	1,2-Dichloroethene	1,2-Dichloropropane	2-Butanone	2-Hexanone	Acetone	Benzene	Carbon Disulfide	Chloroform	Ethylbenzene	Tetrachloroethene	Toluene	Trichloroethene	Vinyl Chloride	Xylenes, Total
Second Semiannual Sampling Event – January 2001																				
AF-40	AF4052	28.5 – 33.0	01/07/01		0.41 J		26 =					0.39 J			0.13 J			108 J	0.67 J	0.34 J
AF-41	AF4152	28.5 – 33.0	01/07/01		0.82 J		32.7 =											176 =		
AF-42	AF4252	28.5 – 33.0	01/07/01																	
Well Installation & Sampling – February/March 2001																				
AF-53	AF5312	20.0 – 30.0	03/10/01		4.6 =		88.8 =				97.3 =	0.22 J					0.27 J	2,410 J		
AF-54	AF5412	32.4 – 42.4	03/10/01				53.2 =				613 J			2.5 =				352 =		
AF-55	AF5512	34.0 – 34.0	03/10/01				154 =				3,100 J	0.35 J		0.21J				1,020 =		
AF-56	AF5612	19.9 – 29.9	03/10/01				7.9 J											303 =		
AF-57	AF5712	57.8 – 62.8	03/09/01								220 =			4.7 =				0.72 J		
AF-58	AF5812	2.7 – 12.7	03/09/01				8.0 =		2.8 J		1,360 J	0.16 J		1.1 =			0.62 J	13 =		0.25 J
AF-59	AF5912	2.3 – 12.3	03/10/01						1.0 J		2,250 J	0.67 J		0.66 J						
AF-60	AF6012	20.0 – 30.0	03/10/01				3.4 =					0.26 J						26.1 =		
AF-61	AF6112	20.0 – 30.0	03/10/01				1.3 J		2.3 J		356 =			0.39 J				267 =		
AF-62	AF6212	3.0 – 13.0	03/10/01						1.9 J		8,630 J	0.15 J		1.0 =			0.23 J	0.39 J		
Maximum Contaminant Level				NRC	7	5	NRC	5	NRC	NRC	NRC	5	NRC	NRC	700	5	1,000	5	2	10,000
In-Stream Water Quality Standard				NRC	3.2	98.6	NRC	NRC	NRC	NRC	NRC	71.28	NRC	NRC	28,718	8.85	200,000	80.7	525	NRC

See page II-17 for footnotes.

Table 1. Groundwater Analytical Results (continued)

Boring ID	Sample ID	Screened Interval (ft BGS)	Sample Date	Detected Volatile Organic Compounds (µg/L)																
				1,1-Dichloroethane	1,1-Dichloroethene	1,2-Dichloroethane	1,2-Dichloroethene	1,2-Dichloropropane	2-Butanone	2-Hexanone	Acetone	Benzene	Carbon Disulfide	Chloromethane	Ethylbenzene	Tetrachloroethene	Toluene	Trichloroethene	Vinyl Chloride	Xylenes, Total
Vertical- Profile Sampling – July 2002																				
AF-63	AF6312	1.0 – 5.0	07/16/02								6.4 =	0.92 J					2.4 =			1.0 J
AF-63	AF6322	6.0 – 10.0	07/16/02									5.6 =			3.5 =					
AF-63	AF6332	11.0 – 15.0	07/16/02																	
AF-63	AF6342	16.0 – 20.0	07/16/02				0.71 J											12.9 =		
AF-63	AF6352	21.0 – 25.0	07/16/02				1.2 J					1.8 =			0.45 J			20.9 =		
AF-63	AF6362	26.0 – 30.0	07/16/02				4.5 =					3.0 =						71.7 =		
AF-63	AF6372	31.0 – 35.0	07/16/02									1.4 =			0.64 J			0.88J		
AF-63	AF6382	36.0 – 40.0	07/16/02				116 =											1250=		
AF-63	AF6392	41.0 – 45.0	07/16/02				38.7 =										3.8 J	344 =		
AF-64	AF6422	6.0 – 10.0	07/16/02																	
AF-64	AF6432	11.0 – 15.0	07/16/02																	
AF-64	AF6442	16.0 – 20.0	07/16/02															6.7 =		
AF-64	AF6452	21.0 – 25.0	07/16/02															13.8 =		
AF-64	AF6462	26.0 – 30.0	07/16/02				2.0 =											31.2 =		
AF-64	AF6472	31.0 – 35.0	07/16/02				1.4 J											2.8 =		
AF-64	AF6482	36.0 – 40.0	07/16/02														7.0 =	1.1 =		
AF-64	AF6492	41.0 – 45.0	07/16/02				4.4 =											79.1 =		
Maximum Contaminant Level				NRC	7	5	NRC	5	NRC	NRC	NRC	5	NRC	NRC	700	5	1,000	5	2	10,000
In-Stream Water Quality Standard				NRC	3.2	98.6	NRC	NRC	NRC	NRC	NRC	71.28	NRC	NRC	28,718	8.85	200,000	80.7	525	NRC

See page II-17 for footnotes.

Table 1. Groundwater Analytical Results (continued)

Boring ID	Sample ID	Screened Interval (ft BGS)	Sample Date	Detected Volatile Organic Compounds (µg/L)																
				1,1-Dichloroethane	1,1-Dichloroethene	1,2-Dichloroethane	1,2-Dichloroethene	1,2-Dichloropropane	2-Butanone	2-Hexanone	Acetone	Benzene	Carbon Disulfide	Chloromethane	Ethylbenzene	Tetrachloroethene	Toluene	Trichloroethene	Vinyl Chloride	Xylenes, Total
AF-65	AF6512	1.0 – 5.0	07/17/02													1.9 =				
AF-65	AF6522	6.0 – 10.0	07/17/02																	
AF-65	AF6532	11.0 – 15.0	07/17/02													0.74 J				
AF-65	AF6542	16.0 – 20.0	07/17/02													0.74 J	2.4 =			
AF-65	AF6552	21.0 – 25.0	07/17/02				0.38 J									0.47 J	3.0 =			
AF-65	AF6562	26.0 – 30.0	07/17/02													0.43 J				
AF-65	AF6572	31.0 – 35.0	07/17/02																	
AF-65	AF6582	36.0 – 40.0	07/17/02																	
AF-65	AF6592	41.0 – 45.0	07/17/02						5.3 J			0.38 J				1.2 J			0.27 J	
AF-66	AF6612	1.0 – 5.0	07/16/02											4.8 J						
AF-66	AF6622	6.0 – 10.0	07/16/02				15.9 =				16.7 =	0.40 J				4.1 =				
AF-66	AF6632	11.0 – 15.0	07/16/02				90.5 =									3.1 =	4.2 =	0.74 J		
AF-66	AF6642	16.0 – 20.0	07/17/02				15.0 =									3.2 =	76.0 =			
AF-66	AF6652	21.0 – 25.0	07/17/02																	
AF-66	AF6662	26.0 – 30.0	07/17/02										1.9 J							
AF-66	AF6672	31.0 – 35.0	07/17/02													1.8 =				
AF-66	AF6682	36.0 – 40.0	07/17/02				0.45 J									1.9 =	6.0 =			
AF-66	AF6692	41.0 – 45.0	07/17/02				0.37 J									1.1 =	4.2 =			
Maximum Contaminant Level				NRC	7	5	NRC	5	NRC	NRC	NRC	5	NRC	NRC	700	5	1,000	5	2	10,000
In-Stream Water Quality Standard				NRC	3.2	98.6	NRC	NRC	NRC	NRC	NRC	71.28	NRC	NRC	28,718	8.85	200,000	80.7	525	NRC

See page II-17 for footnotes.

Table 1. Groundwater Analytical Results (continued)

Boring ID	Sample ID	Screened Interval (ft BGS)	Sample Date	Detected Volatile Organic Compounds (µg/L)																
				1,1-Dichloroethane	1,1-Dichloroethene	1,2-Dichloroethane	1,2-Dichloroethene	1,2-Dichloropropane	2-Butanone	2-Hexanone	Acetone	Benzene	Carbon Disulfide	Chloromethane	Ethylbenzene	Tetrachloroethene	Toluene	Trichloroethene	Vinyl Chloride	Xylenes, Total
AF-67	AF6722	6.0 – 10.0	07/17/02		1.1 J	2.2 =	14.2 =											107 =		
AF-67	AF6732	11.0 – 15.0	07/17/02	0.97 J	2.3 =		25.6 =											746 =		
AF-67	AF6742	16.0 – 20.0	07/17/02																	
AF-67	AF6752	21.0 – 25.0	07/17/02																	
AF-67	AF6762	26.0 – 30.0	07/17/02																	
AF-67	AF6772	31.0 – 35.0	07/17/02																	
AF-67	AF6782	36.0 – 40.0	07/17/02																	
AF-67	AF6792	41.0 – 45.0	07/17/02																	
Well Installation & Sampling – October/December 2002																				
AF-68	AF6812	36.0 – 40.0			1.6 =		84.8 =											380 J		
AF-69	AF6912	41.0 – 45.0					6.9 =											138 J		
AF-70	AF7012	16.0 – 20.0																2 J		
AF-71	AF7112	16.0 – 20.0			0.54 J		36.5 J											41.4 J		
AF-72	AF7212	11.0 – 15.0		1.8 =	4.9 =	1.2 =	57.8 =											807 J		
Maximum Contaminant Level				NRC	7	5	NRC	5	NRC	NRC	NRC	5	NRC	NRC	700	5	1,000	5	2	10,000
In-Stream Water Quality Standard				NRC	3.2	98.6	NRC	NRC	NRC	NRC	NRC	71.28	NRC	NRC	28,718	8.85	200,000	80.7	525	NRC

NOTES:

Bold values exceed maximum contaminant level.

Shaded values exceed Georgia Environmental Protection Division water quality standards (Chapter 391-03-6.03).

BGS Below ground surface.

CAP Corrective Action Plan.

NRC No regulatory criterion.

Laboratory Qualifiers

U Indicates the compound was not detected at the concentration reported.

J Indicates the value for the compound is an estimated value.

= Indicates the compound was detected at the concentration reported.

Table 2. USACE Vertical-Profile Groundwater Analytical Results

Boring ID	Sample ID	Sample Date	Sample Depth (ft BGS)	Detected Organic Compounds (µg/L)								
				<i>cis</i> -1,2-Dichloroethene	<i>n</i> -Butylbenzene	<i>sec</i> -Butylbenzene	<i>n</i> -Propylbenzene	Benzene	Dichlorodifluoromethane	Isopropylbenzene	Naphthalene	Trichloroethene
B159-1	B159-1-10	12/04/02	9 – 11									
B159-1	B159-1-15	12/04/02	14 – 16									
B159-1	B159-1-20	12/04/02	19 – 21									2.44
B159-1	B159-1-25	12/04/02	24 – 26	2.35 J				0.98 J				3.63 J
B159-1	B159-1-30	12/04/02	29 – 31									
B159-1	B159-1-35	12/04/02	34 – 36									
B159-1	B159-1-40	12/04/02	39 – 41	14.7								116
B159-1	B159-1-45	12/04/02	44 – 46	3.4 J								12.7
B159-2	B159-2-10	12/06/02	9 – 11									
B159-2	B159-2-15	12/06/02	14 – 16									
B159-2	B159-2-20	12/06/02	19 – 21									
B159-2	B159-2-25	12/06/02	24 – 26									
B159-2	B159-2-30	12/06/02	29 – 31									
B159-2	B159-2-35	12/06/02	34 – 36									
B159-2	B159-2-35	12/06/02	39 – 41									
B159-2	B159-2-40	12/06/02	44 – 46									
B159-3	B159-3-10	12/04/02	9 – 11						10.5			
B159-3	B159-3-15	12/04/02	14 – 16						5.32			
B159-3	B159-3-20	12/04/02	19 – 21									
B159-3	B159-3-25	12/04/02	24 – 26									
B159-3	B159-3-30	12/04/02	29 – 31									
B159-3	B159-3-35	12/04/02	34 – 36									
B159-3	B159-3-40	12/04/02	39 – 41									
B159-3	B159-3-45	12/04/02	44 – 46									
B159-4	B159-4-10	12/04/02	9 – 11									
B159-4	B159-4-15	12/04/02	14 – 16									
B159-4	B159-4-20	12/04/02	19 – 21									
B159-4	B159-4-25	12/04/02	24 – 26									
B159-4	B159-4-30	12/04/02	29 – 31									
B159-4	B159-4-35	12/04/02	34 – 36									
B159-4	B159-4-40	12/04/02	39 – 41									
B159-4	B159-4-45	12/04/02	44 – 46									
B159-5	B159-5-10	12/03/02	9 – 11									
B159-5	B159-5-15	12/03/02	14 – 16		0.53 J	0.88 J					1.37 J	
B159-5	B159-5-20	12/03/02	19 – 21				0.62 J			0.81 J	6.17	
B159-5	B159-5-25	12/03/02	24 – 26								6.22 J	
B159-5	B159-5-30	12/03/02	29 – 31									
B159-5	B159-5-35	12/03/02	34 – 36									
B159-5	B159-5-40	12/03/02	39 – 41									
B159-5	B159-5-45	12/03/02	44 – 46									
Maximum Contaminant Level				70	NRC	NRC	NRC	5	NRC	NRC	NRC	5
In-Stream Water Quality Standard				NRC	NRC	NRC	NRC	71.28	NRC	NRC	NRC	80.7

NOTES:

Bold values exceed maximum contaminant levels
Shaded values exceed in-stream water quality standards
BGS Below ground surface.

J Indicates the value for the compound is an estimated value.
NRC No regulatory criterion.
USACE U. S. Army Corps of Engineers.

Table 3. CAP-Part B Well Construction Details

Boring/ Well Number	Date Installed	Boring Depth (ft BGS)	Screened Interval (ft BGS)	Type of Completion	Coordinates (NAD 88)		Elevation (NGVD 88)	
					Northing	Easting	Ground Surface	Top of Casing
CAP-Part B Investigation -- 1999								
AF-01	05/04/99	12.7	2.5 – 12.5	¾" PVC shallow well	734225.90	979645.78	23.28	23.02
AF-02 ^a	05/05/99	12.2	2.0 – 12.0	¾" PVC shallow well	734103.05	979556.81	22.10	21.94
AF-03 ^a	05/05/99	12.2	2.0 – 12.0	¾" PVC shallow well	734073.65	979520.84	22.30	22.27
AF-04	05/05/99	12.2	2.0 – 12.0	¾" PVC shallow well	734170.32	979621.51	22.32	22.24
AF-05	05/05/99	12.2	2.0 – 12.0	¾" PVC shallow well	734139.42	979582.77	22.46	22.21
AF-06	05/05/99	12.2	2.0 – 12.0	temporary piezometer	734083.64	979514.88	22.70	N/A
AF-07	05/04/99	12.7	2.5 – 12.5	¾" PVC shallow well	734145.20	979553.53	23.13	22.90
AF-08	05/04/99	12.7	2.5 – 12.5	¾" PVC shallow well	734249.25	979597.57	23.30	23.10
AF-09	05/04/99	12.2	2.0 – 12.0	¾" PVC shallow well	734211.34	979549.77	23.11	22.93
AF-10	05/04/99	12.7	2.5 – 12.5	temporary piezometer	734145.04	979465.65	23.23	N/A
AF-11 ^a	05/05/99	11.2	1.0 – 11.0	¾" PVC shallow well	734167.54	979635.77	22.03	21.89
AF-12	05/04/99	12.7	2.5 – 12.5	¾" PVC shallow well	734165.46	979578.22	23.05	22.86
AF-13	05/07/99	12.7	2.5 – 12.5	¾" PVC shallow well	734243.82	979567.47	23.01	22.79
AF-14	05/07/99	11.5	1.4 – 11.4	¾" PVC shallow well	734284.56	979617.09	23.33	23.04
AF-15	05/07/99	11.6	1.5 – 11.5	¾" PVC shallow well	734253.79	979641.17	23.30	23.28
AF-16	05/07/99	12.0	1.6 – 11.6	¾" PVC shallow well	734223.09	979682.24	22.06	22.17
AF-17	05/08/99	12.2	2.0 – 12.0	¾" PVC shallow well	734023.58	979539.92	18.64	18.93
AF-18 ^a	05/08/99	11.5	1.3 – 11.3	¾" PVC shallow well	734051.22	979517.96	19.06	20.13
AF-19 ^a	05/08/99	11.5	1.4 – 11.4	¾" PVC shallow well	734038.69	979490.11	19.52	19.68
AF-20	05/08/99	13.2	3.0 – 13.0	¾" PVC shallow well	734086.22	979494.33	23.03	22.84
AF-21	05/07/99	55.0	N/A	vertical profile	734143.75	979553.06	23.05	N/A
AF-22	05/08/99	55.0	N/A	vertical profile	734085.32	979516.34	22.61	N/A
AF-23	05/08/99	13.2	3.0 – 13.0	¾" PVC shallow well	734097.56	979456.29	23.43	23.25
AF-24	05/08/99	12.2	2.0 – 12.0	¾" PVC shallow well	734199.08	979473.21	23.10	22.85
AF-25 ^a	05/11/99	10.5	0.1 – 10.1	¾" PVC shallow well	734020.29	979470.48	14.75	15.03
AF-26 ^a	05/11/99	12.2	2.0 – 12.0	¾" PVC shallow well	733986.65	979544.00	16.90	17.65
AF-27 ^a	05/11/99	11.5	1.0 – 11.0	¾" PVC shallow well	734005.71	979516.52	16.40	16.50
AF-28 ^a	05/11/99	12.2	2.0 – 12.0	¾" PVC shallow well	734078.69	979600.87	16.80	17.11
AF-29	05/11/99	12.2	2.0 – 12.0	¾" PVC shallow well	734007.36	979587.21	18.90	19.06
AF-30	09/26/99	50.0	N/A	vertical profile	734139.86	979550.68	23.10	N/A
AF-31	09/25/99	50.0	N/A	vertical profile	733998.85	979522.67	16.70	N/A
AF-32	09/25/99	50.0	N/A	vertical profile	733972.47	979570.12	17.00	N/A
AF-33 ^a	09/25/99	12.0	2.3 – 11.8	¾" PVC shallow well	734123.31	979659.91	17.60	18.07
AF-34	09/25/99	11.0	1.4 – 10.9	¾" PVC shallow well	734007.30	979725.81	17.60	17.85
AF-35	09/25/99	11.0	1.2 – 10.7	¾" PVC shallow well	734025.16	979653.95	17.30	17.63
AF-36 ^a	09/25/99	11.0	1.4 – 10.9	¾" PVC shallow well	733954.70	979592.53	17.40	17.52
AF-37 ^a	09/25/99	15.0	4.4 – 14.3	¾" PVC shallow well	733952.49	979506.73	19.80	20.06
AF-38 ^a	09/25/99	14.5	4.1 – 14.0	¾" PVC shallow well	733990.35	979405.78	20.00	20.14
AF-39 ^a	09/25/99	15.0	4.4 – 14.3	¾" PVC shallow well	734050.46	979442.65	21.70	22.12

NOTES:

^a Well was damaged and repaired following the installation and initial survey. The top of casing was resurveyed in February 2001.

BGS Below ground surface.

CAP Corrective Action Plan.

N/A Not applicable.

NAD North American Datum.

NGVD National Geodetic Vertical Datum.

PVC Polyvinyl chloride.

Table 3. CAP–Part B Well Construction Details (continued)

Boring/ Well Number	Date Installed	Boring Depth (ft BGS)	Screened Interval (ft BGS)	Type of Completion	Coordinates (NAD 88)		Elevation (NGVD 88)	
					Northing	Easting	Ground Surface	Top of Casing
Supplemental CAP–Part B Investigation Activities – 2000 and 2001								
AF-40	01/15/00	33.5	28.5 – 33.0	2" PVC deep well	734141.9	979553.1	23.05	22.78
AF-41	01/15/00	33.5	28.5 – 33.0	2" PVC deep well	734087.0	979512.4	22.70	22.33
AF-42	01/15/00	33.5	28.5 – 33.0	2" PVC deep well	734000.8	979521.2	16.40	19.03
AF-43	11/30/00	49.0	N/A	vertical profile	734303.9	979627.0	23.31	N/A
AF-44	12/01/00	49.0	N/A	vertical profile	734233.0	979549.9	22.77	N/A
AF-45	12/01/00	49.0	N/A	vertical profile	734156.9	979457.5	23.14	N/A
AF-46	12/02/00	50.0	N/A	vertical profile	734090.1	979390.2	23.16	N/A
AF-47	12/02/00	50.0	N/A	vertical profile	733996.5	979367.3	19.90	N/A
AF-48	12/04/00	50.0	N/A	vertical profile	733926.8	979430.7	19.70	N/A
AF-49	12/02/00	50.0	N/A	vertical profile	733922.2	979641.8	22.69	N/A
AF-50	12/02/00	49.0	N/A	vertical profile	734069.3	979596.9	17.30	N/A
AF-51	12/03/00	50.0	N/A	vertical profile	734115.2	979650.9	18.10	N/A
AF-52	12/02/00	49.0	N/A	vertical profile	734234.0	979686.7	22.60	N/A
AF-53	02/04/01	31.0	20.0 – 30.0	2" PVC deep well	734303.9	979627.0	23.31	22.93
AF-54	02/04/01	43.5	32.4 – 42.4	2" PVC deep well	734233.0	979549.9	22.77	22.43
AF-55	02/04/01	34.5	24.0 – 34.0	2" PVC deep well	734156.9	979457.5	23.14	22.76
AF-56	02/04/01	31.0	19.9 – 29.9	2" PVC deep well	734329.8	979653.2	23.27	22.99
AF-57	02/03/01	65.0	57.8 – 62.8	2" PVC deep well	733996.5	979367.3	19.90	22.21
AF-58	02/05/01	13.0	2.7 – 12.7	2" PVC shallow well	733926.8	979430.7	19.70	22.32
AF-59	02/04/01	14.9	2.3 – 12.3	2" PVC shallow well	734201.6	979649.7	22.69	22.33
AF-60	02/05/01	31.0	20.0 – 30.0	2" PVC deep well	734225.2	979434.6	24.08	23.77
AF-61	02/05/01	31.0	20.0 – 30.0	2" PVC deep well	734331.1	979603.5	23.79	23.47
AF-62	02/05/01	14.0	3.0 – 13.0	2" PVC shallow well	734234.0	979686.7	22.60	22.11
Supplemental CAP–Part B Investigation Activities – 2002								
AF-63	07/16/02	45.0	N/A	vertical profile	734234.3	979386.5	24.4	N/A
AF-64	07/16/02	45.0	N/A	vertical profile	734337.7	979548.7	24.7	N/A
AF-65	07/17/02	45.0	N/A	vertical profile	734417.0	979673.9	24.4	N/A
AF-66	07/17/02	45.0	N/A	vertical profile	734418.8	979801.5	23.2	N/A
AF-67	07/17/02	45.0	N/A	vertical profile	734017.7	979773.2	17.8	N/A
AF-68	10/18/02	45.0	34.5 – 39.5	2" PVC deep well	734234.3	979386.5	24.4	24.26
AF-69	10/17/02	50.0	40.2 – 45.2	2" PVC deep well	734337.7	979548.7	24.7	23.83
AF-70	10/16/02	21.0	15.0 – 20.0	2" PVC shallow well	734417.0	979673.9	24.4	24.00
AF-71	10/17/02	21.0	15.3 – 20.3	2" PVC shallow well	734418.8	979801.5	23.2	23.06
AF-72	10/16/02	13.0	2.5 – 12.5	2" PVC shallow well	734017.7	979773.2	17.8	17.72

NOTES:

BGS Below ground surface.
CAP Corrective Action Plan.
N/A Not applicable.
NAD North American Datum.
NGVD National Geodetic Vertical Datum.
PVC Polyvinyl chloride.

Table 4. CAP–Part A/B Groundwater Elevations

Well Number	Date Measured	Ground Surface Elev. (ft MSL)	Top of Casing Elev. (ft MSL)	Depth of Screened Interval (ft BGS)	Depth of Free Product (ft BTOC)	Water Depth (ft BTOC)	Product Thickness (ft)	Specific Gravity Adjustment	Corrected Groundwater Elev. (ft MSL)
<i>CAP–Part A Investigation – November 1998</i>									
MW-3	11/19/98	NR	21.44	3.0 – 7.0	N/A	4.72	0	N/A	16.72
MW-4	11/19/98	NR	22.80	2.5 – 6.5	N/A	2.65	0	N/A	20.15
MW-5	11/19/98	NR	21.51	3.5 – 7.5	N/A	5.00	0	N/A	16.51
<i>CAP–Part B Investigation – June 1999</i>									
AF-01	06/02/99	23.28	23.02	2.5 – 12.5	N/A	4.88	0	N/A	18.14
AF-02	06/02/99	22.10	21.97	2.0 – 12.0	N/A	4.91	0	N/A	17.06
AF-03	06/02/99	22.30	22.30	2.0 – 12.0	N/A	5.11	0	N/A	17.19
AF-04	06/02/99	22.32	22.24	2.0 – 12.0	N/A	4.66	0	N/A	17.58
AF-05	06/02/99	22.46	22.21	2.0 – 12.0	N/A	4.97	0	N/A	17.24
AF-07	06/02/99	23.13	22.9	2.5 – 12.5	N/A	5.01	0	N/A	17.89
AF-08	06/02/99	23.30	23.1	2.5 – 12.5	N/A	3.94	0	N/A	19.16
AF-09	06/02/99	23.11	22.93	2.0 – 12.0	N/A	4.01	0	N/A	18.92
AF-11	06/02/99	22.03	21.93	1.0 – 11.0	N/A	4.72	0	N/A	17.21
AF-12	06/02/99	23.05	22.86	2.5 – 12.5	N/A	5.29	0	N/A	17.57
AF-13	06/02/99	23.01	22.79	2.5 – 12.5	N/A	3.34	0	N/A	19.45
AF-14	06/02/99	23.33	23.04	1.4 – 11.4	N/A	3.12	0	N/A	19.92
AF-15	06/02/99	23.30	23.28	1.5 – 11.5	N/A	4.46	0	N/A	18.82
AF-16	06/02/99	22.06	22.17	1.6 – 11.6	N/A	4.22	0	N/A	17.95
AF-17	06/02/99	18.64	18.93	2.0 – 12.0	N/A	4.46	0	N/A	14.47
AF-18	06/02/99	19.06	19.33	1.3 – 11.3	N/A	3.40	0	N/A	15.93
AF-19	06/02/99	19.52	19.70	1.4 – 11.4	N/A	3.85	0	N/A	15.85
AF-20	06/02/99	23.03	22.84	3.0 – 13.0	N/A	4.91	0	N/A	17.93
AF-23	06/02/99	23.43	23.25	3.0 – 13.0	N/A	4.91	0	N/A	18.34
AF-24	06/02/99	23.10	22.85	2.0 – 12.0	N/A	2.66	0	N/A	20.19
AF-25	06/02/99	14.75	15.01	0.1 – 10.1	N/A	0.87	0	N/A	14.14
AF-26	06/02/99	16.90	17.04	2.0 – 12.0	N/A	2.76	0	N/A	14.28
AF-27	06/02/99	16.40	16.55	1.0 – 11.0	N/A	1.98	0	N/A	14.57
AF-28	06/02/99	16.80	17.13	2.0 – 12.0	N/A	1.74	0	N/A	15.39
AF-29	06/02/99	18.90	19.06	2.0 – 12.0	N/A	4.67	0	N/A	14.39
<i>CAP–Part B Investigation – December 1999</i>									
AF-01	12/03/99	23.28	23.02	2.5 – 12.5	N/A	4.97	0	N/A	18.05
AF-02	12/03/99	22.10	21.97	2.0 – 12.0	N/A	4.86	0	N/A	17.11
AF-03	12/03/99	22.30	22.30	2.0 – 12.0	N/A	5.09	0	N/A	17.21
AF-04	12/03/99	22.32	22.24	2.0 – 12.0	N/A	4.67	0	N/A	17.57
AF-05	12/03/99	22.46	22.21	2.0 – 12.0	N/A	4.94	0	N/A	17.27
AF-07	12/03/99	23.13	22.9	2.5 – 12.5	5.00	5.02	0.02	N/A	17.88
AF-08	12/03/99	23.30	23.1	2.5 – 12.5	N/A	4.10	0	N/A	19.00
AF-09	12/03/99	23.11	22.93	2.0 – 12.0	N/A	4.11	0	N/A	18.82

NOTES:

BGS Below ground surface.
 BTOC Below top of casing.
 MSL Mean sea level.
 N/A Not applicable.
 NR Not reported.

Table 4. CAP–Part A/B Groundwater Elevations (continued)

Well Number	Date Measured	Ground Surface Elev. (ft MSL)	Top of Casing Elev. (ft MSL)	Depth of Screened Interval (ft BGS)	Depth of Free Product (ft BTOC)	Water Depth (ft BTOC)	Product Thickness (ft)	Specific Gravity Adjustment	Corrected Groundwater Elev. (ft MSL)
AF-11	12/03/99	22.03	21.93	1.0 – 11.0	N/A	4.71	0	N/A	17.22
AF-12	12/03/99	23.05	22.86	2.5 – 12.5	N/A	5.19	0	N/A	17.67
AF-13	12/03/99	23.01	22.79	2.5 – 12.5	N/A	3.54	0	N/A	19.25
AF-14	12/03/99	23.33	23.04	1.4 – 11.4	N/A	3.34	0	N/A	19.70
AF-15	12/03/99	23.30	23.28	1.5 – 11.5	N/A	4.49	0	N/A	18.79
AF-16	12/03/99	22.06	22.17	1.6 – 11.6	N/A	3.98	0	N/A	18.19
AF-17	12/03/99	18.64	18.93	2.0 – 12.0	N/A	3.79	0	N/A	15.14
AF-18	12/03/99	19.06	19.33	1.3 – 11.3	N/A	3.23	0	N/A	16.10
AF-19	12/03/99	19.52	19.70	1.4 – 11.4	N/A	3.56	0	N/A	16.14
AF-20	12/03/99	23.03	22.84	3.0 – 13.0	N/A	5.00	0	N/A	17.84
AF-23	12/03/99	23.43	23.25	3.0 – 13.0	N/A	5.03	0	N/A	18.22
AF-24	12/03/99	23.10	22.85	2.0 – 12.0	N/A	2.81	0	N/A	20.04
AF-25	12/03/99	14.75	15.01	0.1 – 10.1	N/A	0.60	0	N/A	14.41
AF-26	12/03/99	16.90	17.04	2.0 – 12.0	N/A	2.02	0	N/A	15.02
AF-27	12/03/99	16.40	16.55	1.0 – 11.0	N/A	1.41	0	N/A	15.14
AF-28	12/03/99	16.80	17.13	2.0 – 12.0	N/A	1.14	0	N/A	15.99
AF-29	12/03/99	18.90	19.06	2.0 – 12.0	N/A	3.79	0	N/A	15.27
AF-33	12/03/99	17.6	18.02	2.3 – 11.8	N/A	2.06	0	N/A	15.96
AF-34	12/03/99	17.6	17.85	1.4 – 10.9	N/A	4.62	0	N/A	13.23
AF-35	12/03/99	17.3	17.63	1.2 – 10.7	N/A	2.55	0	N/A	15.08
AF-36	12/03/99	17.4	17.52	1.4 – 10.9	N/A	2.71	0	N/A	14.81
AF-37	12/03/99	19.8	20.07	4.4 – 14.3	N/A	5.46	0	N/A	14.61
AF-38	12/03/99	20.0	20.24	4.1 – 14.0	N/A	5.84	0	N/A	14.40
AF-39	12/03/99	21.7	22.14	4.4 – 14.3	N/A	4.93	0	N/A	17.21
<i>First Semiannual Monitoring Event – June 2000</i>									
AF-01	06/26/00	23.28	23.02	2.5 – 12.5	N/A	5.07	0	N/A	17.95
AF-02	06/26/00	22.10	21.97	2.0 – 12.0	N/A	5.05	0	N/A	16.92
AF-03	06/26/00	22.30	22.30	2.0 – 12.0	N/A	5.03	0	N/A	17.27
AF-04	06/26/00	22.32	22.24	2.0 – 12.0	N/A	4.61	0	N/A	17.63
AF-05	06/26/00	22.46	22.21	2.0 – 12.0	N/A	4.96	0	N/A	17.25
AF-07	06/26/00	23.13	22.90	2.5 – 12.5	N/A	5.35	0	N/A	17.55
AF-08	06/26/00	23.30	23.10	2.5 – 12.5	N/A	4.25	0	N/A	18.85
AF-09	06/26/00	23.11	22.93	2.0 – 12.0	N/A	5.37	0	N/A	17.56
AF-11	06/26/00	22.03	21.93	1.0 – 11.0	N/A	4.55	0	N/A	17.38
AF-12	06/26/00	23.05	22.86	2.5 – 12.5	N/A	5.53	0	N/A	17.33
AF-13	06/26/00	23.01	22.79	2.5 – 12.5	N/A	3.62	0	N/A	19.17
AF-14	06/26/00	23.33	23.04	1.4 – 11.4	N/A	3.35	0	N/A	19.69
AF-15	06/26/00	23.30	23.28	1.5 – 11.5	N/A	4.66	0	N/A	18.62
AF-16	06/26/00	22.06	22.17	1.6 – 11.6	N/A	3.31	0	N/A	18.86

NOTES:

BGS Below ground surface.
BTOC Below top of casing.
MSL Mean sea level.
N/A Not applicable.

Table 4. CAP–Part A/B Groundwater Elevations (continued)

Well Number	Date Measured	Ground Surface Elev. (ft MSL)	Top of Casing Elev. (ft MSL)	Depth of Screened Interval (ft BGS)	Depth of Free Product (ft BTOC)	Water Depth (ft BTOC)	Product Thickness (ft)	Specific Gravity Adjustment	Corrected Groundwater Elev. (ft MSL)
AF-17	06/26/00	18.64	18.93	2.0 – 12.0	N/A	destroyed	destroyed	N/A	destroyed
AF-18	06/26/00	19.06	19.33	1.3 – 11.3	N/A	4.12	0	N/A	15.21
AF-19	06/26/00	19.52	19.70	1.4 – 11.4	N/A	<1.00	—	N/A	—
AF-20	06/26/00	23.03	22.84	3.0 – 13.0	N/A	5.22	0	N/A	17.62
AF-23	06/26/00	23.43	23.25	3.0 – 13.0	N/A	3.12	0	N/A	20.13
AF-24	06/26/00	23.10	22.85	2.0 – 12.0	N/A	NM	NM	N/A	NM
AF-25	06/26/00	14.75	15.01	0.1 – 10.1	N/A	NM	NM	N/A	NM
AF-26	06/26/00	16.90	17.04	2.0 – 12.0	N/A	3.01	0	N/A	14.03
AF-27	06/26/00	16.40	16.55	1.0 – 11.0	N/A	1.29	0	N/A	15.26
AF-28	06/26/00	16.80	17.13	2.0 – 12.0	N/A	1.93	0	N/A	15.20
AF-29	06/26/00	18.90	19.06	2.0 – 12.0	N/A	5.15	0	N/A	13.91
AF-33	06/26/00	17.6	18.02	2.3 – 11.8	N/A	2.93	0	N/A	15.09
AF-34	06/26/00	17.6	17.85	1.4 – 10.9	N/A	6.31	0	N/A	11.54
AF-35	06/26/00	17.3	17.63	1.2 – 10.7	N/A	3.64	0	N/A	13.99
AF-36	06/26/00	17.4	17.52	1.4 – 10.9	N/A	3.68	0	N/A	13.84
AF-37	06/26/00	19.8	20.07	4.4 – 14.3	N/A	6.50	0	N/A	13.57
AF-38	06/26/00	20.0	20.24	4.1 – 14.0	N/A	6.44	0	N/A	13.80
AF-39	06/26/00	21.7	22.14	4.4 – 14.3	N/A	5.12	0	N/A	17.02
AF-40	06/26/00	23.05	22.78	28.5 – 33.0	N/A	5.76	0	N/A	17.02
AF-41	06/26/00	22.70	22.33	28.5 – 33.0	N/A	5.80	0	N/A	16.53
AF-42	06/26/00	16.40	19.03	28.5 – 33.0	N/A	1.42	0	N/A	17.61
<i>Second Semiannual Monitoring Event – January 2001</i>									
AF-01	01/10/01	23.28	23.02	2.5 – 12.5	N/A	5.00	0	N/A	18.02
AF-02	01/10/01	22.10	21.97	2.0 – 12.0	N/A	4.61	0	N/A	17.36
AF-03	01/10/01	22.30	22.30	2.0 – 12.0	N/A	4.94	0	N/A	17.36
AF-04	01/10/01	22.32	22.24	2.0 – 12.0	N/A	4.85	0	N/A	17.39
AF-05	01/10/01	22.46	22.21	2.0 – 12.0	N/A	4.85	0	N/A	17.36
AF-07	01/10/01	23.13	22.90	2.5 – 12.5	N/A	5.27	0	N/A	17.63
AF-08	01/10/01	23.30	23.10	2.5 – 12.5	N/A	4.39	0	N/A	18.71
AF-09	01/10/01	23.11	22.93	2.0 – 12.0	N/A	4.54	0	N/A	18.39
AF-11	01/10/01	22.03	21.93	1.0 – 11.0	N/A	4.59	0	N/A	17.34
AF-12	01/10/01	23.05	22.86	2.5 – 12.5	N/A	5.32	0	N/A	17.54
AF-13	01/10/01	23.01	22.79	2.5 – 12.5	N/A	3.59	0	N/A	19.20
AF-14	01/10/01	23.33	23.04	1.4 – 11.4	N/A	3.82	0	N/A	19.22
AF-15	01/10/01	23.30	23.28	1.5 – 11.5	N/A	4.87	0	N/A	18.41
AF-16	01/10/01	22.06	22.17	1.6 – 11.6	N/A	3.70	0	N/A	18.47
AF-17	01/10/01	18.64	18.93	2.0 – 12.0	N/A	destroyed	destroyed	N/A	destroyed
AF-18	01/10/01	19.06	19.33	1.3 – 11.3	N/A	broken	broken	N/A	broken

NOTES:

BGS Below ground surface.
 BTOC Below top of casing.
 MSL Mean sea level.
 N/A Not applicable.
 NM Not measured.

Table 4. CAP–Part A/B Groundwater Elevations (continued)

Well Number	Date Measured	Ground Surface Elev. (ft MSL)	Top of Casing Elev. (ft MSL)	Depth of Screened Interval (ft BGS)	Depth of Free Product (ft BTOC)	Water Depth (ft BTOC)	Product Thickness (ft)	Specific Gravity Adjustment	Corrected Groundwater Elev. (ft MSL)
AF-19	01/10/01	19.52	19.70	1.4 – 11.4	N/A	3.78	0	N/A	15.92
AF-20	01/10/01	23.03	22.84	3.0 – 13.0	N/A	5.18	0	N/A	17.66
AF-23	01/10/01	23.43	23.25	3.0 – 13.0	N/A	5.28	0	N/A	17.97
AF-24	01/10/01	23.10	22.85	2.0 – 12.0	N/A	3.34	0	N/A	19.51
AF-25	01/10/01	14.75	15.01	0.1 – 10.1	N/A	0.45	0	N/A	14.56
AF-26	01/10/01	16.90	17.04	2.0 – 12.0	N/A	2.21	0	N/A	14.83
AF-27	01/10/01	16.40	16.55	1.0 – 11.0	N/A	0.97	0	N/A	15.58
AF-28	01/10/01	16.80	17.13	2.0 – 12.0	N/A	0.86	0	N/A	16.27
AF-29	01/10/01	18.90	19.06	2.0 – 12.0	N/A	3.43	0	N/A	15.63
AF-33	01/10/01	17.6	18.02	2.3 – 11.8	N/A	1.98	0	N/A	16.04
AF-34	01/10/01	17.6	17.85	1.4 – 10.9	N/A	4.21	0	N/A	13.64
AF-35	01/10/01	17.3	17.63	1.2 – 10.7	N/A	1.95	0	N/A	15.68
AF-36	01/10/01	17.4	17.52	1.4 – 10.9	N/A	2.26	0	N/A	15.26
AF-37	01/10/01	19.8	20.07	4.4 – 14.3	N/A	5.00	0	N/A	15.07
AF-38	01/10/01	20.0	20.24	4.1 – 14.0	N/A	destroyed	destroyed	N/A	destroyed
AF-39	01/10/01	21.7	22.14	4.4 – 14.3	N/A	4.91	0	N/A	17.23
AF-40	01/10/01	23.05	22.78	28.5 – 33.0	N/A	5.10	0	N/A	17.68
AF-41	01/10/01	22.70	22.33	28.5 – 33.0	N/A	5.04	0	N/A	17.29
AF-42	01/10/01	16.40	19.03	28.5 – 33.0	N/A	0.77	0	N/A	18.26
<i>Well Installation and Sampling – February/March 2001</i>									
AF-01	03/11/01	23.28	23.02	2.5 – 12.5	N/A	4.33	0	N/A	18.69
AF-02	03/11/01	22.10	21.97	2.0 – 12.0	N/A	4.15	0	N/A	17.79
AF-03	03/11/01	22.30	22.30	2.0 – 12.0	N/A	4.37	0	N/A	17.90
AF-04	03/11/01	22.32	22.24	2.0 – 12.0	N/A	2.69	0	N/A	19.55
AF-05	03/11/01	22.46	22.21	2.0 – 12.0	N/A	4.06	0	N/A	18.15
AF-07	03/11/01	23.13	22.90	2.5 – 12.5	N/A	4.43	0	N/A	18.47
AF-08	03/11/01	23.30	23.10	2.5 – 12.5	N/A	3.76	0	N/A	19.34
AF-09	03/11/01	23.11	22.93	2.0 – 12.0	N/A	3.81	0	N/A	19.12
AF-11	03/11/01	22.03	21.93	1.0 – 11.0	N/A	2.50	0	N/A	19.39
AF-12	03/11/01	23.05	22.86	2.5 – 12.5	N/A	4.57	0	N/A	18.29
AF-13	03/11/01	23.01	22.79	2.5 – 12.5	N/A	3.25	0	N/A	19.54
AF-14	03/11/01	23.33	23.04	1.4 – 11.4	N/A	3.15	0	N/A	19.89
AF-15	03/11/01	23.30	23.28	1.5 – 11.5	N/A	4.20	0	N/A	19.08
AF-16	03/11/01	22.06	22.17	1.6 – 11.6	N/A	3.51	0	N/A	18.66
AF-17	03/11/01	18.64	18.93	2.0 – 12.0	N/A	NM	NM	NM	NM
AF-18	03/11/01	19.06	20.13	1.3 – 11.3	N/A	3.45	0	N/A	16.68
AF-19	03/11/01	19.52	19.68	1.4 – 11.4	N/A	3.17	0	N/A	16.51
AF-20	03/11/01	23.03	22.84	3.0 – 13.0	N/A	4.50	0	N/A	18.34

NOTES:

BGS Below ground surface.
BTOC Below top of casing.
MSL Mean sea level.
N/A Not applicable.
NM Not measured.

Table 4. CAP–Part A/B Groundwater Elevations (continued)

Well Number	Date Measured	Ground Surface Elev. (ft MSL)	Top of Casing Elev. (ft MSL)	Depth of Screened Interval (ft BGS)	Depth of Free Product (ft BTOC)	Water Depth (ft BTOC)	Product Thickness (ft)	Specific Gravity Adjustment	Corrected Groundwater Elev. (ft MSL)
AF-23	03/11/01	23.43	23.25	3.0 – 13.0	N/A	4.65	0	N/A	18.60
AF-24	03/11/01	23.10	22.85	2.0 – 12.0	N/A	2.72	0	N/A	20.13
AF-25	03/11/01	14.75	15.03	0.1 – 10.1	N/A	0.29	0	N/A	14.74
AF-26	03/11/01	16.90	17.65	2.0 – 12.0	N/A	1.35	0	N/A	16.30
AF-27	03/11/01	16.40	16.5	1.0 – 11.0	N/A	0.45	0	N/A	16.05
AF-28	03/11/01	16.80	17.11	2.0 – 12.0	N/A	0.20	0	N/A	16.91
AF-29	03/11/01	18.90	19.06	2.0 – 12.0	N/A	2.81	0	N/A	16.25
AF-33	03/11/01	17.6	18.07	2.3 – 11.8	N/A	0.97	0	N/A	17.10
AF-34	03/11/01	17.6	17.85	1.4 – 10.9	N/A	2.45	0	N/A	15.40
AF-35	03/11/01	17.3	17.63	1.2 – 10.7	N/A	1.03	0	N/A	16.60
AF-36	03/11/01	17.4	17.52	1.4 – 10.9	N/A	1.39	0	N/A	16.13
AF-37	03/11/01	19.8	20.06	4.4 – 14.3	N/A	4.11	0	N/A	15.95
AF-38	03/11/01	20.0	20.14	4.1 – 14.0	N/A	NM	NM	NM	NM
AF-39	03/11/01	21.7	22.12	4.4 – 14.3	N/A	4.68	0	N/A	17.44
AF-40	03/11/01	23.05	22.78	28.5 – 33.0	N/A	4.51	0	N/A	18.27
AF-41	03/11/01	22.70	22.33	28.5 – 33.0	N/A	4.45	0	N/A	17.88
AF-42	03/11/01	16.40	19.03	28.5 – 33.0	N/A	0.53	0	N/A	18.50
AF-53	03/11/01	23.31	22.93	20.0 – 30.0	N/A	3.85	0	N/A	19.08
AF-54	03/11/01	22.77	22.43	32.4 – 42.4	N/A	3.87	0	N/A	18.56
AF-55	03/11/01	23.14	22.76	24.0 – 34.0	N/A	3.78	0	N/A	18.98
AF-56	03/11/01	23.27	22.99	19.9 – 29.9	N/A	3.77	0	N/A	19.22
AF-57	03/11/01	19.90	22.21	57.8 – 62.8	N/A	3.45	0	N/A	18.76
AF-58	03/11/01	19.70	22.32	2.7 – 12.7	N/A	NM	NM	NM	NM
AF-59	03/11/01	22.69	22.33	2.3 – 12.3	N/A	3.93	0	N/A	18.40
AF-60	03/11/01	24.08	23.77	20.0 – 30.0	N/A	3.13	0	N/A	20.64
AF-61	03/11/01	23.79	23.47	20.0 – 30.0	N/A	3.76	0	N/A	19.71
AF-62	03/11/01	22.60	22.11	3.0 – 13.0	N/A	3.36	0	N/A	18.75
<i>Well Installation and Sampling – October/December 2002</i>									
AF-01	12/18/02	23.28	23.02	2.5 – 12.5	N/A	3.23	0	N/A	19.79
AF-02	12/18/02	22.10	21.97	2.0 – 12.0	NM	NM	NM	NM	NM
AF-03	12/18/02	22.30	22.30	2.0 – 12.0	N/A	3.63	0	N/A	18.67
AF-04	12/18/02	22.32	22.24	2.0 – 12.0	N/A	2.22	0	N/A	20.02
AF-05	12/18/02	22.46	22.21	2.0 – 12.0	N/A	2.89	0	N/A	19.32
AF-07	12/18/02	23.13	22.90	2.5 – 12.5	N/A	3.50	0	N/A	19.40
AF-08	12/18/02	23.30	23.10	2.5 – 12.5	N/A	2.91	0	N/A	20.19
AF-09	12/18/02	23.11	22.93	2.0 – 12.0	N/A	2.76	0	N/A	20.17
AF-11	12/18/02	22.03	21.93	1.0 – 11.0	N/A	2.19	0	N/A	19.74

NOTES:

BGS Below ground surface.
BTOC Below top of casing.
MSL Mean sea level.
N/A Not applicable.
NM Not measured.

Table 4. CAP–Part A/B Groundwater Elevations (continued)

Well Number	Date Measured	Ground Surface Elev. (ft MSL)	Top of Casing Elev. (ft MSL)	Depth of Screened Interval (ft BGS)	Depth of Free Product (ft BTOC)	Water Depth (ft BTOC)	Product Thickness (ft)	Specific Gravity Adjustment	Corrected Groundwater Elev. (ft MSL)
AF-12	12/18/02	23.05	22.86	2.5 – 12.5	N/A	3.41	0	N/A	19.45
AF-13	12/18/02	23.01	22.79	2.5 – 12.5	N/A	2.22	0	N/A	20.57
AF-14	12/18/02	23.33	23.04	1.4 – 11.4	N/A	2.16	0	N/A	20.88
AF-15	12/18/02	23.30	23.28	1.5 – 11.5	NM	NM	NM	NM	NM
AF-16	12/18/02	22.06	22.17	1.6 – 11.6	N/A	2.43	0	N/A	19.74
AF-17	12/18/02	18.64	18.93	2.0 – 12.0	NM	NM	NM	NM	NM
AF-18	12/18/02	19.06	20.13	1.3 – 11.3	N/A	2.89	0	N/A	17.24
AF-19	12/18/02	19.52	19.68	1.4 – 11.4	NM	NM	NM	NM	NM
AF-20	12/18/02	23.03	22.84	3.0 – 13.0	N/A	3.51	0	N/A	19.33
AF-23	12/18/02	23.43	23.25	3.0 – 13.0	N/A	3.61	0	N/A	19.64
AF-24	12/18/02	23.10	22.85	2.0 – 12.0	N/A	1.81	0	N/A	21.04
AF-25	12/18/02	14.75	15.03	0.1 – 10.1	N/A	0.00	0	N/A	15.03
AF-26	12/18/02	16.90	17.65	2.0 – 12.0	N/A	0.00	0	N/A	17.63
AF-27	12/18/02	16.40	16.5	1.0 – 11.0	N/A	0.00	0	N/A	16.50
AF-28	12/18/02	16.80	17.11	2.0 – 12.0	N/A	artesian	0	N/A	+17.11
AF-29	12/18/02	18.90	19.06	2.0 – 12.0	N/A	1.85	0	N/A	17.21
AF-33	12/18/02	17.6	18.07	2.3 – 11.8	N/A	artesian	0	N/A	+18.07
AF-34	12/18/02	17.6	17.85	1.4 – 10.9	N/A	0.12	0	N/A	17.73
AF-35	12/18/02	17.3	17.63	1.2 – 10.7	N/A	0.00	0	N/A	17.63
AF-36	12/18/02	17.4	17.52	1.4 – 10.9	N/A	0.17	0	N/A	17.35
AF-37	12/18/02	19.8	20.06	4.4 – 14.3	broken	broken	broken	broken	broken
AF-38	12/18/02	20.0	20.14	4.1 – 14.0	NM	NM	NM	NM	NM
AF-39	12/18/02	21.7	22.12	4.4 – 14.3	N/A	3.73	0	N/A	18.39
AF-40	12/18/02	23.05	22.78	28.5 – 33.0	N/A	3.31	0	N/A	19.47
AF-41	12/18/02	22.70	22.33	28.5 – 33.0	N/A	3.20	0	N/A	19.13
AF-42	12/18/02	16.40	19.03	28.5 – 33.0	N/A	artesian	0	N/A	+19.03
AF-53	12/18/02	23.31	22.93	20.0 – 30.0	N/A	2.62	0	N/A	20.31
AF-54	12/18/02	22.77	22.43	32.4 – 42.4	N/A	2.32	0	N/A	20.11
AF-55	12/18/02	23.14	22.76	24.0 – 34.0	N/A	2.62	0	N/A	20.14
AF-56	12/18/02	23.27	22.99	19.9 – 29.9	N/A	2.53	0	N/A	20.46
AF-57	12/18/02	19.90	22.21	57.8 – 62.8	N/A	1.88	0	N/A	20.33
AF-58	12/18/02	19.70	22.32	2.7 – 12.7	N/A	4.89	NM	NM	17.43
AF-59	12/18/02	22.69	22.33	2.3 – 12.3	N/A	2.82	0	N/A	19.50
AF-60	12/18/02	24.08	23.77	20.0 – 30.0	N/A	1.98	0	N/A	21.79
AF-61	12/18/02	23.79	23.47	20.0 – 30.0	N/A	2.43	0	N/A	21.04
AF-62	12/18/02	22.60	22.11	3.0 – 13.0	N/A	2.26	0	N/A	19.85
AF-68	12/18/02	24.40	24.26	34.5 – 39.5	N/A	3.65	0	N/A	20.61
AF-69	12/18/02	24.70	23.83	40.2 – 45.2	N/A	4.32	0	N/A	19.51

NOTES:

BGS Below ground surface.
BTOC Below top of casing.
MSL Mean sea level.
N/A Not applicable.
NM Not measured.

Table 4. CAP–Part A/B Groundwater Elevations (continued)

Well Number	Date Measured	Ground Surface Elev. (ft MSL)	Top of Casing Elev. (ft MSL)	Depth of Screened Interval (ft BGS)	Depth of Free Product (ft BTOC)	Water Depth (ft BTOC)	Product Thickness (ft)	Specific Gravity Adjustment	Corrected Groundwater Elev. (ft MSL)
AF-70	12/18/02	24.40	24.00	15.0 – 20.0	N/A	2.77	0	N/A	21.23
AF-71	12/18/02	23.20	23.06	15.3 – 20.3	N/A	3.58	0	N/A	19.48
AF-72	12/18/02	17.80	17.72	2.5 – 12.5	N/A	0.20	0	N/A	17.52

NOTES:

BGS Below ground surface.
BTOC Below top of casing.
MSL Mean sea level.
N/A Not applicable.

THIS PAGE INTENTIONALLY LEFT BLANK.

APPENDIX III

WATER RESOURCES SURVEY DOCUMENTATION

THIS PAGE INTENTIONALLY LEFT BLANK.

WATER RESOURCES SURVEY DOCUMENTATION

1.0 LOCAL WATER RESOURCES

As required by the Georgia Environmental Protection Division (GA EPD) Underground Storage Tank (UST) Corrective Action Plan (CAP)–Part A guidance (GA EPD 1998), a water resources survey documenting information for public and nonpublic water supply wells, surface water bodies, underground utilities, and potential receptors was conducted for the USTs 25 & 26 site. The information presented in this section provides the supporting documentation for Section II.D.1 of the CAP–Part B Report (SAIC 2000).

1.1 WATER SUPPLY WELL SURVEY

The water supply well survey was conducted in accordance with the following GA EPD guidelines/requirements:

- Hunter Army Airfield (HAAF) is located in an area of average or higher groundwater pollution susceptibility (GA EPD 1976).
- All public supply wells, as defined by GA EPD, that exist within 2 miles of the investigation sites were located.
- All nonpublic supply wells that exist within 0.5 mile of the investigation sites were located.
- All supply wells nearest the investigation sites were located.
- All wells downgradient of the investigation sites were located.

The required survey was accomplished by obtaining information for the Fort Stewart Directorate of Public Works (DPW) and the City of Savannah Bureau of Water Operations, performing a field survey, obtaining a U.S. Environmental Protection Agency site map displaying the public water supply for HAAF, and conducting a U.S. Geological Survey (USGS) database search. A summary of the information obtained from the survey is provided in the following sections.

1.1.1 Fort Stewart Directorate of Public Works Survey Summary

According to the DPW, nine water supply wells are located within the confines of the HAAF area. These wells have the potential to provide up to 3,890 gal/min of water to occupants of the HAAF installation. The Fort Stewart DPW was unable to provide documentation listing the companies responsible for well installation and drillers' logs showing as-built information and subsurface geologic data. The DPW provided well locations, pumps rates, treatment methods, casing depths, and total depths for three of the nine wells located within 3 miles of the subject site (Table III-A). Documentation of subsurface geology based on HAAF drilling logs, however, remains extremely limited; therefore, other references containing deep-well information were used to document the subsurface geology and aquifer characteristics beneath the HAAF area.

Wells 1, 2, and 3 are located within a 2-mile radius of the USTs 25 & 26 site. Wells 1 and 2 are both public water supply wells located in the cantonment area of HAAF and constitute the main water supply system at the HAAF installation. Well 1, located at Building 711 on the corner of Moore Road and Douglas Street, is a 12-in.-diameter well with a 100-hp turbine pump serving a 100,000-gal elevated storage tank (Tank 1) through 10-in. lines. Water from Well 1 is injected with hydrofluosilic acid and chlorine gas solution at the well house. Well 2, located at Building 1205 on the corner of Neal Street and Strachan Road, is a 12-in.-diameter well with a 100-hp turbine pump serving a 200,000-gal elevated tank (Tank 2) through 10-in. lines. Water

from Well 2 is also injected with hydrofluosilic acid and chlorine gas solution at the well house. Wells 1 and 2 provide water to a 500,000-gal elevated storage tank (Tank 3) located on Middleground Road behind the Noncommissioned Officer family housing. This tank provides potable water to 694 service connections, which are used by an average of at least 5,000 individuals year-round.

Well 3, is a public supply well located outside the cantonment area of HAAF. Well 3, located at Building 8455, is a 4.0-in.-diameter well with a 1.0-hp electric submersible pump serving a 1,000-gal hydropneumatic storage tank through 1.5-in. galvanized steel lines. Water from Well 3 is treated with calcium hypochlorite solution and is consumed by approximately 25 people during daytime hours year-round.

Pumping rates, casing depths, bore depths, treatment methods, and storage tank information for Wells 1, 2, and 3 are provided in Table III-A.

1.1.2 City of Savannah Bureau of Water Operations Survey Summary

The locations of supply wells found outside the boundary of HAAF that are within 2 miles of the USTs 25 & 26 site are shown on Figure 17, Appendix I. Data concerning casing depths, borehole depths, casing sizes, and capacities are listed in Table III-B. The City of Savannah Bureau of Water Operations was unable to provide drilling logs or as-built well information.

1.2 SURFACE WATER BODIES

Surface water in the state of Georgia, as defined by *Rules and Regulations for Water Quality Control, Chapter 391-3-6* (GA EPD 1998), means any and all rivers; streams; creeks; branches; lakes; reservoirs; ponds; drainage systems; springs producing 100,000 gal/day; and all other bodies of surface water, natural or artificial, lying within or forming a part of the boundaries of the state that are not entirely confined and retained completely upon the property of a single individual, partnership, or corporation. The surface-water-body survey was conducted in accordance with the following GA EPD guidelines/requirements:

- surface water bodies that exist within 1 mile of the investigation sites,
- all surface water bodies nearest the investigation sites if these bodies lie outside the 1-mile radius of concern,
- all surface water bodies downgradient of the investigation sites, and
- the storm and sanitary sewers adjacent to investigation sites.

The locations of surface water bodies at HAAF were obtained from USGS topographic maps and from maps provided by the DPW. Storm and sanitary sewer location maps, storm sewer invert elevations, and storm sewer and culvert construction details were also provided by the DPW.

1.3 POTENTIAL RECEPTOR SURVEY SUMMARY OF THE USTS 25 & 26 SITE

Earth Tech, Inc., conducted a field potential receptor survey for the USTs 25 & 26 site on November 19, 1998. The site and adjacent areas were surveyed for locations of surface water bodies, utility lines, and basements. Basements do not exist in the buildings adjacent to the site. Additional information, provided by the Fort Stewart DPW, was used to determine the location of the nearest public supply wells and downgradient surface water bodies not located during the field survey.

1.3.1 Water Supply Wells Near USTs 25 & 26 Site

The following information is presented to provide supplemental information to Section II.D.1 of the CAP–Part B Report (SAIC 2000) and provides detailed information relating to public and nonpublic water supply wells located 2 miles and 1/2 mile, respectively, from the USTs 25 & 26 site.

- Well 1, on the corner of Moore Road and Douglas Street at Building 711, is located approximately 6,500 ft north-northwest (upgradient) of the USTs 25 & 26 site.
- Well 2, at Building 1205 on the corner of Neal Street and Strachan Road, is located approximately 2,900 ft northwest (upgradient) of the USTs 25 & 26 site.
- Well 3, at Building 8455, is approximately 11,000 ft southwest (cross gradient) of the USTs 25 & 26 site.

The USTs 25 & 26 site is, therefore, classified as being located more than 500 ft from these withdrawal points. Based on the estimated nature and extent of petroleum-related groundwater contamination at the site, there is no indication that Well 1, 2, or 3 has been impacted; therefore, collection and analysis of groundwater samples from Wells 1, 2, and 3 are not recommended.

1.3.2 Surface Water Bodies Near the USTs 25 & 26 Site

A small drainage ditch is located approximately 75 ft southeast of the Building 1343, 260th Quartermaster Motor Pool site and ultimately flows southeast and off-site toward the Vernon River. The Springfield Canal lies 7,000 ft to the west-northwest of the USTs 25 & 26 site and flows into the Little Ogeechee River. Because of the ditch 75 ft southeast of the USTs 25 & 26 site, the site is classified as being less than 500 ft from a downgradient surface water body.

1.3.3 Underground Utilities at the USTs 25 & 26 Site

Numerous water and electrical underground utilities are located southeast (downgradient) of the site. The depth of these lines is estimated to be approximately 2 to 3 ft below ground surface (BGS). In addition, a force main for the sanitary sewer is located approximately 5 ft southeast of the UST 25 tank. The invert depth of this line is approximately 3.0 ft BGS. Three wells are located adjacent to the force main, and in March 2001 the depths to groundwater in these wells were 4.33 ft in AF-01, 4.43 ft in AF-07, and 4.50 ft in AF-20; therefore, the invert depth of the force main is located approximately 1.5 ft above the water table.

2.0 REFERENCES

GA EPD (Georgia Environmental Protection Division) 1976. *Geologic Map of Georgia*, Department of Natural Resources, Environmental Protection Division, Georgia Geologic Survey (reprinted 1997).

GA EPD 1998. *Rules of Georgia Department of Natural Resources, Environmental Protection Division, Chapter 391-3-6, Water Quality Control*, May.

SAIC (Science Applications International Corporation) 2000. *Corrective Action Plan-Part B for USTs 25 & 26, Facility ID #9-025008, Building 1343, Hunter Army Airfield, Georgia*, February.

Table III-A. Water Supply Well Information Provided by the Fort Stewart DPW

Building	Well ID	Year Drilled	Bore Depth	Casing Depth	Pumping Rate (gpm)	Number of Service Connections	Population	Public or Nonpublic Supply
711	1	1941	550	250	1,300	525	7,500	Public
1205	2	1941	600	250	1,300	525	7,500	Public
8455	3	1951	360	40	30	2	25	Public
8581	4a	1976	300	92	80	10	15	Public

DPW Directorate of Public Works.

gpm Gallons per minute.

Table III-B. Water Supply Information Provided by the City of Savannah Bureau of Water Operations

Well ID	Year Drilled	Bore Depth	Casing Depth	Pumping Rate (gpm)	Number of Service Connections	Population	Public or Nonpublic Supply
6	TBD	750	1,240	1,500	TBD	TBD	Public
13	TBD	TBD	TBD	2,200	TBD	TBD	Public
14	TBD	800	338	571	TBD	TBD	Public
15	TBD	414	252	1,000	TBD	TBD	Public
23	TBD	639	320	1,056	TBD	TBD	Public
25	TBD	540	287	1,120	TBD	TBD	Public
27	TBD	550	321	1,468	TBD	TBD	Public

gpm Gallons per minute.

TBD To be determined.

APPENDIX IV

SOIL BORING LOGS

THIS PAGE INTENTIONALLY LEFT BLANK.

Boring logs associated with borings AF-01 through AF-39 that were installed as part of the initial Corrective Action Plan (CAP)–Part B investigation were provided in the CAP–Part B report dated February 2000.

THIS PAGE INTENTIONALLY LEFT BLANK.

Boring logs associated with borings AF-40 through AF-62 that were installed as part of the first supplemental investigation of the chlorinated solvent plume were provided in the CAP–Part B Addendum #1 report dated June 2001.

THIS PAGE INTENTIONALLY LEFT BLANK.

**BORING LOGS ASSOCIATED WITH BORINGS AF-63 THROUGH AF-72
(JULY 2002 THROUGH DECEMBER 2002)**

THIS PAGE INTENTIONALLY LEFT BLANK.

HTRW DRILLING LOG						HOLE NUMBER: AF-63
PROJECT: USTs 25 & 26 at HAAF			INSPECTOR: T. Coffey		SHEET 1 OF 3	
ELEV. (A)	DEPTH (B)	DESCRIPTION OF MATERIALS (C)	FIELD SCREENING RESULTS	GEOTECH SAMPLE OR CORE BOX	ANALYTICAL SAMPLE NO. (F)	REMARKS (G)
	2	Vertical profile borehole for the purpose of collecting groundwater samples. No soil was collected for lithologic description.			Groundwater Sample AF6312	Water at ~4 ft bgs
	4					
	6					
	8				Groundwater Sample AF6322	
	10					
	12				Groundwater Sample AF6332	
	14					
	16					
	18				Groundwater Sample AF6342	
	20					

HTRW DRILLING LOG						HOLE NUMBER: AF-63
PROJECT: USTs 25 & 26 at HAAF			INSPECTOR: T. Coffey			SHEET 2 OF 3
ELEV. (A)	DEPTH (B)	DESCRIPTION OF MATERIALS (C)	FIELD SCREENING RESULTS	GEOTECH SAMPLE OR CORE BOX	ANALYTICAL SAMPLE NO. (F)	REMARKS (G)
		Vertical profile borehole for the purpose of collecting groundwater samples. No soil was collected for lithologic description.				
	22				Groundwater Sample AF6352	
	24					
	26				Groundwater Sample AF6362	
	28					
	30					
	32				Groundwater Sample AF6372	
	34					
	36					
	38				Groundwater Sample AF6382	
	40					

HTRW DRILLING LOG						HOLE NUMBER AF-63
PROJECT: USTs 25 & 26 at HAAF			INSPECTOR: T. Coffey			SHEET 3 OF 3
ELEV. (A)	DEPTH (B)	DESCRIPTION OF MATERIALS (C)	FIELD SCREENING RESULTS	GEOTECH SAMPLE OR CORE BOX	ANALYTICAL SAMPLE NO. (F)	REMARKS (G)
	42	Vertical profile borehole for the purpose of collecting groundwater samples. No soil was collected for lithologic description.			Groundwater Sample AF6392	
	44					
	46	End of drilling at 45.0 ft BGS				
	48					
	50					
	52					
	54					
	56					
	58					
	60					

HTRW DRILLING LOG						HOLE NUMBER: AF-64	
PROJECT: USTs 25 & 26 at HAAF			INSPECTOR: T. Coffey			SHEET 1 OF 3	
ELEV. (A)	DEPTH (B)	DESCRIPTION OF MATERIALS (C)	FIELD SCREENING RESULTS	GEOTECH SAMPLE OR CORE BOX	ANALYTICAL SAMPLE NO. (F)	REMARKS (G)	
		Vertical profile borehole for the purpose of collecting groundwater samples. No soil was collected for lithologic description.					
	2						Insufficient volume for sampling
	4						
	6						
	8				Groundwater Sample AF6422		
	10						
	12	Groundwater Sample AF6432					
	14						
	16	Groundwater Sample AF6442					
	18						
	20						

HTRW DRILLING LOG						HOLE NUMBER: AF-64
PROJECT: USTs 25 & 26 at HAAF			INSPECTOR: T. Coffey			SHEET 2 OF 3
ELEV. (A)	DEPTH (B)	DESCRIPTION OF MATERIALS (C)	FIELD SCREENING RESULTS	GEOTECH SAMPLE OR CORE BOX	ANALYTICAL SAMPLE NO. (F)	REMARKS (G)
		Vertical profile borehole for the purpose of collecting groundwater samples. No soil was collected for lithologic description.				
	22				Groundwater Sample AF6452	
	24					
	26				Groundwater Sample AF6462	
	28					
	30					
	32				Groundwater Sample AF6472	
	34					
	36					
	38				Groundwater Sample AF6482	
	40					

HTRW DRILLING LOG						HOLE NUMBER AF-64
PROJECT: USTs 25 & 26 at HAAF			INSPECTOR: T. Coffey			SHEET 3 OF 3
ELEV. (A)	DEPTH (B)	DESCRIPTION OF MATERIALS (C)	FIELD SCREENING RESULTS	GEOTECH SAMPLE OR CORE BOX	ANALYTICAL SAMPLE NO. (F)	REMARKS (G)
	42	Vertical profile borehole for the purpose of collecting groundwater samples. No soil was collected for lithologic description.			Groundwater Sample AF6492	
	44					
	46	End of drilling at 45.0 ft BGS				
	48					
	50					
	52					
	54					
	56					
	58					
	60					

HTRW DRILLING LOG						HOLE NUMBER: AF-65
PROJECT: USTs 25 & 26 at HAAF			INSPECTOR: T. Coffey		SHEET 1 OF 3	
ELEV. (A)	DEPTH (B)	DESCRIPTION OF MATERIALS (C)	FIELD SCREENING RESULTS	GEOTECH SAMPLE OR CORE BOX	ANALYTICAL SAMPLE NO. (F)	REMARKS (G)
		Vertical profile borehole for the purpose of collecting groundwater samples. No soil was collected for lithologic description.				Water at ~4.5 ft bgs
	2				Groundwater Sample AF6512	
	4					
	6					
	8				Groundwater Sample AF6522	
	10					
	12	Groundwater Sample AF6532				
	14					
	16					
	18	Groundwater Sample AF6542				
	20					

HTRW DRILLING LOG						HOLE NUMBER: AF-65	
PROJECT: USTs 25 & 26 at HAAF			INSPECTOR: T. Coffey		SHEET 2 OF 3		
ELEV. (A)	DEPTH (B)	DESCRIPTION OF MATERIALS (C)	FIELD SCREENING RESULTS	GEOTECH SAMPLE OR CORE BOX	ANALYTICAL SAMPLE NO. (F)	REMARKS (G)	
		Vertical profile borehole for the purpose of collecting groundwater samples. No soil was collected for lithologic description.					
	22						Groundwater Sample AF6552
	24						
	26						
	28						Groundwater Sample AF6562
	30						
	32						Groundwater Sample AF6572
	34						
	36						
	38						Groundwater Sample AF6582
	40						

HTRW DRILLING LOG						HOLE NUMBER AF-65
PROJECT: USTs 25 & 26 at HAAF			INSPECTOR: T. Coffey			SHEET 3 OF 3
ELEV. (A)	DEPTH (B)	DESCRIPTION OF MATERIALS (C)	FIELD SCREENING RESULTS	GEOTECH SAMPLE OR CORE BOX	ANALYTICAL SAMPLE NO. (F)	REMARKS (G)
	42	Vertical profile borehole for the purpose of collecting groundwater samples. No soil was collected for lithologic description.			Groundwater Sample AF6592	
	44					
	46	End of drilling at 45.0 ft BGS				
	48					
	50					
	52					
	54					
	56					
	58					
	60					

HTRW DRILLING LOG						HOLE NUMBER: AF-66
PROJECT: USTs 25 & 26 at HAAF			INSPECTOR: T. Coffey			SHEET 1 OF 3
ELEV. (A)	DEPTH (B)	DESCRIPTION OF MATERIALS (C)	FIELD SCREENING RESULTS	GEOTECH SAMPLE OR CORE BOX	ANALYTICAL SAMPLE NO. (F)	REMARKS (G)
		Vertical profile borehole for the purpose of collecting groundwater samples. No soil was collected for lithologic description.				Water at ~4 ft bgs
	2				Groundwater Sample AF6612	
	4					
	6					
	8				Groundwater Sample AF6622	
	10					
	12	Groundwater Sample AF6632				
	14					
	16					
	18	Groundwater Sample AF6642				
	20					

HTRW DRILLING LOG						HOLE NUMBER: AF-66	
PROJECT: USTs 25 & 26 at HAAF			INSPECTOR: T. Coffey			SHEET 2 OF 3	
ELEV. (A)	DEPTH (B)	DESCRIPTION OF MATERIALS (C)	FIELD SCREENING RESULTS	GEOTECH SAMPLE OR CORE BOX	ANALYTICAL SAMPLE NO. (F)	REMARKS (G)	
		Vertical profile borehole for the purpose of collecting groundwater samples. No soil was collected for lithologic description.					
	22						Groundwater Sample AF6652
	24						
	26						
	28						Groundwater Sample AF6662
	30						
	32						Groundwater Sample AF6672
	34						
	36						
	38				Groundwater Sample AF6682		
	40						

HTRW DRILLING LOG						HOLE NUMBER AF-66
PROJECT: USTs 25 & 26 at HAAF			INSPECTOR: T. Coffey			SHEET 3 OF 3
ELEV. (A)	DEPTH (B)	DESCRIPTION OF MATERIALS (C)	FIELD SCREENING RESULTS	GEOTECH SAMPLE OR CORE BOX	ANALYTICAL SAMPLE NO. (F)	REMARKS (G)
	42	Vertical profile borehole for the purpose of collecting groundwater samples. No soil was collected for lithologic description.			Groundwater Sample AF6692	
	44					
	46	End of drilling at 45.0 ft BGS				
	48					
	50					
	52					
	54					
	56					
	58					
	60					

HTRW DRILLING LOG						HOLE NUMBER: AF-67
PROJECT: USTs 25 & 26 at HAAF			INSPECTOR: T. Coffey			SHEET 1 OF 3
ELEV. (A)	DEPTH (B)	DESCRIPTION OF MATERIALS (C)	FIELD SCREENING RESULTS	GEOTECH SAMPLE OR CORE BOX	ANALYTICAL SAMPLE NO. (F)	REMARKS (G)
		Vertical profile borehole for the purpose of collecting groundwater samples. No soil was collected for lithologic description.				
	2				Insufficient volume for sampling	
	4					
	6					
	8				Groundwater Sample AF6722	
	10					
	12				Groundwater Sample AF6732	
	14					
	16					
	18				Groundwater Sample AF6742	
	20					

Water at ~4.5 ft bgs

HTRW DRILLING LOG						HOLE NUMBER: AF-67
PROJECT: USTs 25 & 26 at HAAF			INSPECTOR: T. Coffey		SHEET 2 OF 3	
ELEV. (A)	DEPTH (B)	DESCRIPTION OF MATERIALS (C)	FIELD SCREENING RESULTS	GEOTECH SAMPLE OR CORE BOX	ANALYTICAL SAMPLE NO. (F)	REMARKS (G)
		Vertical profile borehole for the purpose of collecting groundwater samples. No soil was collected for lithologic description.				
	22				Groundwater Sample AF6752	
	24					
	26				Groundwater Sample AF6762	
	28					
	30					
	32			Groundwater Sample AF6772		
	34					
	36					
	38			Groundwater Sample AF6782		
	40					

HTRW DRILLING LOG						HOLE NUMBER AF-67
PROJECT: USTs 25 & 26 at HAAF			INSPECTOR: T. Coffey			SHEET 3 OF 3
ELEV. (A)	DEPTH (B)	DESCRIPTION OF MATERIALS (C)	FIELD SCREENING RESULTS	GEOTECH SAMPLE OR CORE BOX	ANALYTICAL SAMPLE NO. (F)	REMARKS (G)
	42	Vertical profile borehole for the purpose of collecting groundwater samples. No soil was collected for lithologic description.			Groundwater Sample AF6792	
	44					
	46	End of drilling at 45.0 ft BGS				
	48					
	50					
	52					
	54					
	56					
	58					
	60					

HTRW DRILLING LOG						HOLE NUMBER <u>AF-68</u>
PROJECT: <u>USTs 25 & 26</u>			INSPECTOR <u>W. Parker</u>			SHEET 1 OF 1
ELEV. (A)	DEPTH (B)	DESCRIPTION OF MATERIALS (C)	HEADSPACE SCREENING RESULTS	GEOTECH SAMPLE OR CORE BOX	ANALYTICAL SAMPLE NO (F)	REMARKS (G)
		Asphalt				
	1	SAND w/SILT (SP-SM), fine grained, subangular, moist, greenish gray (10 Y 6/1)	719 ppm			
	2					
	3					
	4					
	5					
	6	SAND w/SILT (SP-SM), fine grained, subangular, becoming saturated, greenish gray (10 Y 6/1)	1130 ppm			▽ wet below 6.0 FT =
	7					
	8					
	9		405 ppm			
	10	END OF DRILLING AT 45.0 FT				

HTRW DRILLING LOG						HOLE NUMBER AF-69
PROJECT: USTS 25 & 26			INSPECTOR W. Parker			SHEET 1 OF 1
ELEV. (A)	DEPTH (B)	DESCRIPTION OF MATERIALS (C)	HEADSPACE SCREENING RESULTS	GEOTECH SAMPLE OR CORE BOX	ANALYTICAL SAMPLE NO (F)	REMARKS (G)
	1	Asphalt SAND w/ SILT (SP-SM), fine grained, subangular, moist to saturated, white brown to pinkish gray (5 YR 7/2)	0.0 ppm			
	2					
	3		0.0 ppm			
	4					
	5					Wet below 5.0 ft
	6	NO RECOVERY				
	7					
	8					
	9					
	10	END OF DRILLING AT 50.0 FT				

HTRW DRILLING LOG						HOLE NUMBER
PROJECT: USTs 25 & 26			INSPECTOR W. Parker			AF-70
ELEV. (A)	DEPTH (B)	DESCRIPTION OF MATERIALS (C)	HEADSPACE SCREENING RESULTS	GEOTECH SAMPLE OR CORE BOX	ANALYTICAL SAMPLE NO. (F)	REMARKS (G)
	1	SILTY SAND (SM), fine to medium grained, subangular, moist to saturated, gray (7.5 YR 5/1)	2.1 ppm			
	2					
	3					
	4		26.3 ppm			▽ wet below 4.0 ft
	5					
	6					
	7					
	8					
	9					
	10	END OF DRILLING AT 21.0 FT				

HTRW DRILLING LOG						HOLE NUMBER <u>AT-71</u>
PROJECT: <u>USTs 25 & 26</u>			INSPECTOR <u>W. Parker</u>			SHEET 1 OF 1
ELEV. (A)	DEPTH (B)	DESCRIPTION OF MATERIALS (C)	HEADSPACE SCREENING RESULTS	GEOTECH SAMPLE OR CORE BOX	ANALYTICAL SAMPLE NO. (F)	REMARKS (G)
		Asphalt				
		SAND (SP), medium grained, subangular, moist to saturated, gray (5 YR 6/1)	2.0 ppm			
	1					
	2					
	3					
	4					<u>▽</u> Wet below 4.0 ft
	5					
	6					
	7					
	8					
	9					
	10	END OF DRILLING AT 21.0 FT				

HTRW DRILLING LOG						HOLE NUMBER AF-72
PROJECT: USTs 25 & 26			INSPECTOR W. Parker			SHEET 1 OF 1
ELEV (A)	DEPTH (B)	DESCRIPTION OF MATERIALS (C)	HEADSPACE SCREENING RESULTS	GEOTECH SAMPLE OR CORE BOX	ANALYTICAL SAMPLE NO. (F)	REMARKS (G)
		SILTY SAND (SM), fine to medium grained, subangular, soft, moist to saturated, light brownish gray (2.5 Y 6/2)				
	1	SILTY SAND (SM) fine to medium grained, interbeds of black clay, black (2.5 Y 1/1)	19.0 ppm			
	2					
	3					
	4					
	5		24.0 ppm			
	6	SILTY SAND (SM) fine to medium grained, interbeds of black clay, black (2.5 Y 1/1)				
	7	SILTY SAND (SM), fine to medium grained, saturated, soft to firm, light greenish gray (5G 7/1)	18.5 ppm			
	8					
	9		20.5 ppm			
	10	END OF DRILLING AT 13.0 FT				

▽ wet below 30 FT

APPENDIX V

SOIL AND SEDIMENT LABORATORY RESULTS

THIS PAGE INTENTIONALLY LEFT BLANK.

No soil samples were collected as part of the Corrective Action Plan (CAP)–Part A investigation; however, analytical data sheets associated with the closure activities were provided in the CAP–Part A report dated March 1999. Soil samples were collected during the initial CAP–Part B investigation, and the analytical results were provided in the CAP–Part B report dated February 2000.

THIS PAGE INTENTIONALLY LEFT BLANK.

APPENDIX VI

**ALTERNATE CONCENTRATION LIMIT AND
ALTERNATE THRESHOLD LEVEL
CALCULATIONS**

THIS PAGE INTENTIONALLY LEFT BLANK.

Alternate concentration limits for constituents in groundwater [i.e., benzene, benzo(*a*)pyrene, and naphthalene] and alternate threshold levels for constituents in soil (i.e., benzene) were calculated in the Corrective Action Plan–Part B report dated February 2000.

Alternate concentration limits for constituents in groundwater were recalculated in the first annual monitoring only report dated July 2001.

THIS PAGE INTENTIONALLY LEFT BLANK.

APPENDIX VII

MONITORING WELL DETAILS

THIS PAGE INTENTIONALLY LEFT BLANK.

Well construction diagrams associated with wells AF-01 through AF-39 that were installed as part of the initial Corrective Action Plan (CAP)–Part B investigation were provided in the CAP–Part B report dated February 2000.

THIS PAGE INTENTIONALLY LEFT BLANK.

Well construction diagrams associated with wells AF-40 through AF-62 that were installed as part of the first supplemental investigation of the chlorinated solvent plume were provided in the CAP–Part B Addendum #1 report dated June 2001.

THIS PAGE INTENTIONALLY LEFT BLANK.

**WELL CONSTRUCTION DIAGRAMS ASSOCIATED WITH
WELLS AF-68 THROUGH AF-72
(OCTOBER 2002 THROUGH DECEMBER 2002)**

THIS PAGE INTENTIONALLY LEFT BLANK.

DELIVERY ORDER NO: 0006

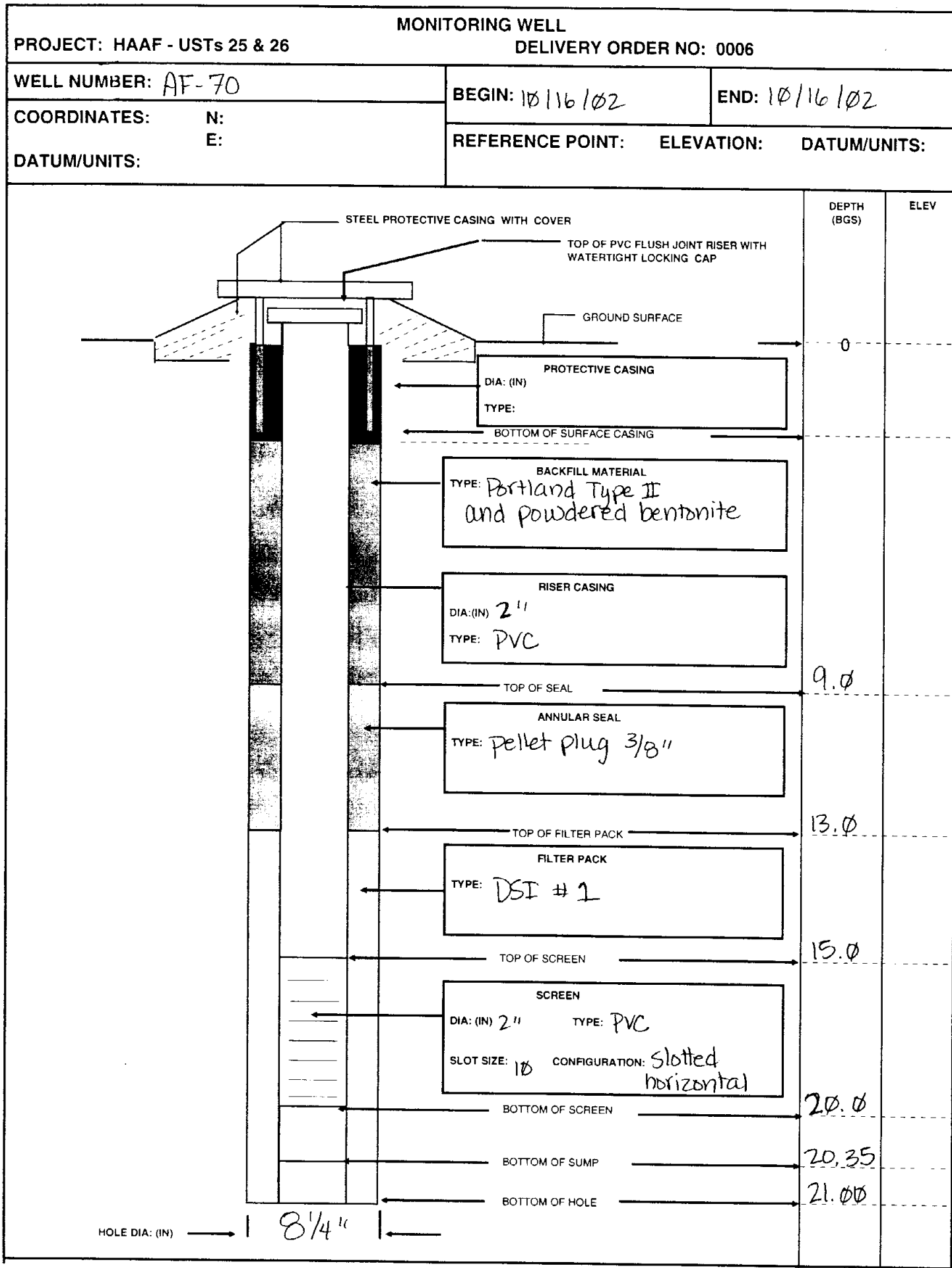
END: 10/18/02

REFERENCE POINT: ELEVATION: DATUM/UNITS:

HOLE DIA: (IN)

MONITORING WELL		
PROJECT: HAAF - USTs 25 & 26		DELIVERY ORDER NO: 0006
WELL NUMBER: AF-69	BEGIN: 10/17/02	END: 10/17/02
COORDINATES: N:	REFERENCE POINT: ELEVATION: DATUM/UNITS:	
E:		
DATUM/UNITS:		

	DEPTH (BGS)	ELEV
	0	
<div style="border: 1px solid black; padding: 2px; margin-bottom: 5px;"> PROTECTIVE CASING DIA: (IN) TYPE: </div>		
<div style="border: 1px solid black; padding: 2px; margin-bottom: 5px;"> BACKFILL MATERIAL TYPE: Portland Type II and bentonite powder </div>		
<div style="border: 1px solid black; padding: 2px; margin-bottom: 5px;"> RISER CASING DIA: (IN) 2" TYPE: PVC </div>		
<div style="border: 1px solid black; padding: 2px; margin-bottom: 5px;"> ANNULAR SEAL TYPE: 3/8" pellet plug </div>	35.5	
<div style="border: 1px solid black; padding: 2px; margin-bottom: 5px;"> FILTER PACK TYPE: DSI # 1 </div>	38.0	
<div style="border: 1px solid black; padding: 2px; margin-bottom: 5px;"> SCREEN DIA: (IN) 2" TYPE: PVC SLOT SIZE: 10 CONFIGURATION: Slotted horizontal </div>	40.2	
	45.2	
	45.55	
	50.00	



<div style="display: flex; justify-content: space-between;"> PROJECT: HAAF - USTs 25 & 26 MONITORING WELL DELIVERY ORDER NO: 0006 </div>			
WELL NUMBER: AF-71		BEGIN: 10/17/02	END: 10/17/02
COORDINATES: N: E:		REFERENCE POINT: ELEVATION: DATUM/UNITS:	
DATUM/UNITS:			

HOLE DIA: (IN) → **1 8 1/4"** ←

	DEPTH (BGS)	ELEV
GROUND SURFACE	0	
PROTECTIVE CASING DIA: (IN) TYPE:		
BACKFILL MATERIAL TYPE: Portland Type II And powdered bentonite		
RISER CASING DIA: (IN) 2" TYPE: PVC Sch 40		
ANNULAR SEAL TYPE: 3/8" pellet plug	11.9	
FILTER PACK TYPE: DSI #1	13.0	
SCREEN DIA: (IN) 2" TYPE: PVC SLOT SIZE: 1" CONFIGURATION: slotted horizontal	15.3	
BOTTOM OF SCREEN	20.3	
BOTTOM OF SUMP	20.65	
BOTTOM OF HOLE	21.00	

MONITORING WELL		
PROJECT: HAAF - USTs 25 & 26		DELIVERY ORDER NO: 0006
WELL NUMBER: AF-72		BEGIN: 10/16/02 END: 10/16/02
COORDINATES: N: E:		REFERENCE POINT: ELEVATION: DATUM/UNITS:
DATUM/UNITS:		

DEPTH
(BGS)

ELEV

	DEPTH (BGS)	ELEV
GROUND SURFACE	0	
PROTECTIVE CASING DIA: (IN) TYPE:		
BOTTOM OF SURFACE CASING		
BACKFILL MATERIAL TYPE:		
RISER CASING DIA: (IN) 2" TYPE: PVC		
TOP OF SEAL	0.5	
ANNULAR SEAL TYPE: 3/8" pellet plug		
TOP OF FILTER PACK	1.5	
FILTER PACK TYPE: DSI # 1		
TOP OF SCREEN	2.5	
SCREEN DIA: (IN) 2" TYPE: PVC SLOT SIZE: 10# CONFIGURATION: Slotted horizontal		
BOTTOM OF SCREEN	12.5	
BOTTOM OF SUMP	12.85	
BOTTOM OF HOLE	13.00	

HOLE DIA: (IN) → 8 1/4" ←

THIS PAGE INTENTIONALLY LEFT BLANK.

APPENDIX VIII

**GROUNDWATER AND SURFACE WATER
LABORATORY RESULTS**

THIS PAGE INTENTIONALLY LEFT BLANK.

CORRECTIVE ACTION PLAN–PART B GROUNDWATER SAMPLING
SEPTEMBER 1999

THIS PAGE INTENTIONALLY LEFT BLANK.

Table VIII-A. Summary of September 1999 Groundwater Analytical Results

Station:	In-Stream		AF-01	AF-02	AF-03	AF-04	AF-05
Sample ID:	Federal	Water	AF0122	AF0222	AF0322	AF0422	AF0522
Screened Interval (ft BGS):	SDWA	Quality	2.5 – 12.5	2.0 – 12.0	2.0 – 12.0	2.0 – 12.0	2.0 – 12.0
Collection Date:	MCLs ^a	Standards ^b	26-Sep-99	26-Sep-99	26-Sep-99	26-Sep-99	26-Sep-99
Units:	(µg/L)	(µg/L)	(µg/L)	(µg/L)	(µg/L)	(µg/L)	(µg/L)
<i>VOLATILE ORGANIC COMPOUNDS</i>							
1,1,1-Trichloroethane	200	—	2 U	2 U	2 U	2 U	2 U
1,1,2,2-Tetrachloroethane	—	10.8	2 U	2 U	2 U	2 U	2 U
1,1,2-Trichloroethane	5	41.99	2 U	2 U	2 U	2 U	2 U
1,1-Dichloroethane	—	—	2 U	2 U	2 U	2 U	2 U
1,1-Dichloroethene	7	3.2	2 U	2 U	2 U	2 U	2 U
1,2-Dichloroethane	5	98.6	2 U	2 U	2 U	2 U	2 U
1,2-Dichloroethene	—	—	2 U	2 U	2 U	2 U	2 U
1,2-Dichloropropane	—	—	2 U	2 U	2 U	2 U	2 U
1,3- <i>cis</i> -Dichloropropene	—	1,700	2 U	2 U	2 U	2 U	2 U
1,3- <i>trans</i> -Dichloropropene	—	1,700	2 U	2 U	2 U	2 U	2 U
2-Butanone	—	—	5 R	5 R	5 U	5 U	5 U
2-Hexanone	—	—	5 U	5 UJ	5 U	5 U	5 U
4-Methyl-2-Pentanone	—	—	5 U	5 U	5 U	5 U	5 U
Acetone	—	—	5 U	11.1 J	5 U	8.9 U	10.6 U
Benzene	5	71.28	2 U	8.4 =	2.2 =	2 U	11.8 =
Bromodichloromethane	—	—	5 U	5 U	5 U	5 U	5 U
Bromoform	—	360	2 U	2 U	2 U	2 U	2 U
Bromomethane	—	—	2 U	2 U	2 U	2 U	2 U
Carbon Disulfide	—	—	5 U	5 U	5 UJ	5 UJ	5 U
Carbon Tetrachloride	5	4.42	2 U	2 U	2 U	2 U	2 U
Chlorobenzene	100	21,000	2 U	2 U	2 U	2 U	2 U
Chloroethane	—	—	2 U	2 U	2 U	2 U	2 U
Chloroform	—	470.8	2 U	2 U	2 U	2 U	2 U
Chloromethane	—	—	2 U	2 U	2 U	2 U	2 U
Dibromochloromethane	—	22	2 U	2 U	2 U	2 U	2 U
Ethylbenzene	700	28,718	2 U	2 U	1.6 J	2 U	9.5 =
Methylene Chloride	—	—	1.2 J	0.54 J	2 U	2 U	2 U
Styrene	100	—	2 U	2 U	2 U	2 U	2 U
Tetrachloroethene	5	8.85	2 U	2 U	2 U	2 U	2 U
Toluene	1,000	200,000	2 U	0.65 J	2 U	2 U	3 =
Trichloroethene	5	80.7	2 U	2 U	2 U	2 U	2 U
Vinyl Chloride	2	525	2 U	2 U	2 U	2 U	2 U
Xylenes, Total	10,000	—	6 U	6 U	0.96 J	6 U	46.5 =

NOTES:

- ^a U.S. Environmental Protection Agency maximum contaminant level.
^b Georgia Environmental Protection Division water quality standards (Chapter 391-03-6.03).
 BGS Below ground surface.
 MCL Maximum contaminant level.
 SDWA Safe Drinking Water Act.

Laboratory Qualifiers

- U Indicates the compound was not detected at the concentration reported.
 UJ Indicates the compound was not detected above an approximated sample quantitation limit.
 J Indicates the value for the compound is an estimated value.
 = Indicates the compound was detected at the concentration reported.
 R Indicates the result was rejected during the data validation process.

Table VIII-A. Summary of September 1999 Groundwater Analytical Results (continued)

Station:	In-Stream		AF-07	AF-08	AF-09	AF-11	AF-12
Sample ID:	Federal	Water	AF0722	AF0822	AF0922	AF1122	AF1222
Screened Interval (ft BGS):	SDWA	Quality	2.5 – 12.5	2.5 – 12.5	2.0 – 12.0	1.0 – 11.0	2.5 – 12.5
Collection Date:	MCLs ^a	Standards ^b	26-Sep-99	26-Sep-99	26-Sep-99	26-Sep-99	26-Sep-99
Units:	(µg/L)	(µg/L)	(µg/L)	(µg/L)	(µg/L)	(µg/L)	(µg/L)
<i>VOLATILE ORGANIC COMPOUNDS</i>							
1,1,1-Trichloroethane	200	—	10 U	2 U	2 U	2 U	4 U
1,1,2,2-Tetrachloroethane	—	10.8	10 U	2 U	2 U	2 U	4 U
1,1,2-Trichloroethane	5	41.99	10 U	2 U	2 U	2 U	4 U
1,1-Dichloroethane	—	—	10 U	2 U	2 U	2 U	4 U
1,1-Dichloroethene	7	3.2	10 U	2 U	2 U	2 U	4 U
1,2-Dichloroethane	5	98.6	10 U	2 U	2 U	2 U	4 U
1,2-Dichloroethene	—	—	10 U	2 U	3.9 =	2 U	4 U
1,2-Dichloropropane	—	—	10 U	2 U	2 U	2 U	4 U
1,3- <i>cis</i> -Dichloropropene	—	1,700	10 U	2 U	2 U	2 U	4 U
1,3- <i>trans</i> -Dichloropropene	—	1,700	10 U	2 U	2 U	2 U	4 U
2-Butanone	—	—	25 U	5 U	5 R	5 R	10 R
2-Hexanone	—	—	40.2 =	5 U	5 U	5 U	10 UJ
4-Methyl-2-Pentanone	—	—	25 U	5 U	5 U	5 U	10 U
Acetone	—	—	25 U	5 U	5 R	5 U	10 R
Benzene	5	71.28	9,130 =	2 U	11.8 =	2 U	23.4 =
Bromodichloromethane	—	—	25 U	5 U	5 U	5 U	10 U
Bromoform	—	360	10 U	2 U	2 U	2 U	4 U
Bromomethane	—	—	10 U	2 U	2 U	2 U	4 U
Carbon Disulfide	—	—	25 UJ	1.1 J	5 U	5 U	10 U
Carbon Tetrachloride	5	4.42	10 U	2 U	2 U	2 U	4 U
Chlorobenzene	100	21,000	10 U	2 U	2 U	2 U	4 U
Chloroethane	—	—	10 U	2 U	2 U	2 U	4 U
Chloroform	—	470.8	10 U	2 U	2 U	2 U	4 U
Chloromethane	—	—	10 U	2 U	2 U	2 U	4 U
Dibromochloromethane	—	22	10 U	2 U	2 U	2 U	4 U
Ethylbenzene	700	28,718	493 =	2 U	27.7 =	2 U	54.8 =
Methylene Chloride	—	—	13.1 U	2 U	3.9 U	2 U	2 J
Styrene	100	—	10 U	2 U	2 U	2 U	4 U
Tetrachloroethene	5	8.85	10 U	2 U	2 U	2 U	4 U
Toluene	1,000	200,000	24.8 =	2 U	2 U	2 U	4 U
Trichloroethene	5	80.7	10 U	2 U	2 U	2 U	4 U
Vinyl Chloride	2	525	10 U	2 U	2 U	2 U	4 U
Xylenes, Total	10,000	—	246 =	6 U	1.4 J	6 U	8.5 J

NOTES:

- ^a U.S. Environmental Protection Agency maximum contaminant level.
^b Georgia Environmental Protection Division water quality standards (Chapter 391-03-6.03).
 BGS Below ground surface.
 MCL Maximum contaminant level.
 SDWA Safe Drinking Water Act.

Laboratory Qualifiers

- U Indicates the compound was not detected at the concentration reported.
 UJ Indicates the compound was not detected above an approximated sample quantitation limit.
 J Indicates the value for the compound is an estimated value.
 = Indicates the compound was detected at the concentration reported.
 R Indicates the result was rejected during the data validation process.

Table VIII-A. Summary of September 1999 Groundwater Analytical Results (continued)

Station: Sample ID: Screened Interval (ft BGS): Collection Date: Units:	Federal SDWA MCLs ^a (µg/L)	In-Stream Water Quality Standards ^b (µg/L)	AF-13 AF1322 2.5 – 12.5 26-Sep-99 (µg/L)	AF-14 AF1422 1.4 – 11.4 26-Sep-99 (µg/L)	AF-15 AF1522 1.5 – 11.5 26-Sep-99 (µg/L)	AF-16 AF1622 1.5 – 11.5 26-Sep-99 (µg/L)	AF-17 AF1722 2.5 – 12.5 26-Sep-99 (µg/L)
<i>VOLATILE ORGANIC COMPOUNDS</i>							
1,1,1-Trichloroethane	200	—	2 U	2 U	2 U	2 U	2 U
1,1,2,2-Tetrachloroethane	—	10.8	2 U	2 U	2 U	2 U	2 U
1,1,2-Trichloroethane	5	41.99	2 U	2 U	2 U	2 U	2 U
1,1-Dichloroethane	—	—	2 U	2 U	2 U	2 U	2 U
1,1-Dichloroethene	7	3.2	2 U	2 U	2 U	2 U	2 U
1,2-Dichloroethane	5	98.6	2 U	2 U	2 U	2 U	2 U
1,2-Dichloroethene	—	—	1.5 J	2 U	2 U	2 U	19.9 =
1,2-Dichloropropane	—	—	2 U	2 U	2 U	2 U	2 U
1,3- <i>cis</i> -Dichloropropene	—	1,700	2 U	2 U	2 U	2 U	2 U
1,3- <i>trans</i> -Dichloropropene	—	1,700	2 U	2 U	2 U	2 U	2 U
2-Butanone	—	—	5 U	5 U	5 R	5 U	5 U
2-Hexanone	—	—	5 U	5 U	5 U	5 U	5 U
4-Methyl-2-Pentanone	—	—	5 U	5 U	5 U	5 U	5 U
Acetone	—	—	5 U	7.8 U	5 R	5.2 U	5 U
Benzene	5	71.28	2 U	2 U	2 U	2 U	14 =
Bromodichloromethane	—	—	5 U	5 U	5 U	5 U	5 U
Bromoform	—	360	2 U	2 U	2 U	2 U	2 U
Bromomethane	—	—	2 U	2 U	2 U	2 U	2 U
Carbon Disulfide	—	—	5 U	2 J	5 U	5 UJ	5 UJ
Carbon Tetrachloride	5	4.42	2 U	2 U	2 U	2 U	2 U
Chlorobenzene	100	21,000	2 U	2 U	2 U	2 U	2 U
Chloroethane	—	—	2 U	2 U	2 U	2 U	2 U
Chloroform	—	470.8	2 U	2 U	2 U	2 U	2 U
Chloromethane	—	—	2 U	2 U	2 U	2 U	2 U
Dibromochloromethane	—	22	2 U	2 U	2 U	2 U	2 U
Ethylbenzene	700	28,718	2 U	2 U	2 U	2 U	2 U
Methylene Chloride	—	—	2 U	2 U	2 U	2 U	2 U
Styrene	100	—	2 U	2 U	2 U	2 U	2 U
Tetrachloroethene	5	8.85	2 U	2 U	2 U	2 U	2 U
Toluene	1,000	200,000	2 U	2 U	2 U	2 U	2 U
Trichloroethene	5	80.7	2 U	2 U	2 U	2 U	112 =
Vinyl Chloride	2	525	2 U	2 U	2 U	2 U	2 U
Xylenes, Total	10,000	—	6 U	6 U	6 U	6 U	6 U

NOTES:

- ^a U.S. Environmental Protection Agency maximum contaminant level.
^b Georgia Environmental Protection Division water quality standards (Chapter 391-03-6.03).
BGS Below ground surface.
MCL Maximum contaminant level.
SDWA Safe Drinking Water Act.

Laboratory Qualifiers

- U Indicates the compound was not detected at the concentration reported.
UJ Indicates the compound was not detected above an approximated sample quantitation limit.
J Indicates the value for the compound is an estimated value.
= Indicates the compound was detected at the concentration reported.
R Indicates the result was rejected during the data validation process.

Table VIII-A. Summary of September 1999 Groundwater Analytical Results (continued)

Station: Sample ID: Screened Interval (ft BGS): Collection Date: Units:	Federal SDWA MCLs ^a (µg/L)	In-Stream Water Quality Standards ^b (µg/L)	AF-18 AF1822 1.5 – 11.5 26-Sep-99 (µg/L)	AF-19 AF1922 1.5 – 11.5 26-Sep-99 (µg/L)	AF-20 AF2022 3.0 – 13.0 26-Sep-99 (µg/L)	AF-23 AF2322 3.0 – 13.0 26-Sep-99 (µg/L)	AF-24 AF2422 2.0 – 12.0 26-Sep-99 (µg/L)
<i>VOLATILE ORGANIC COMPOUNDS</i>							
1,1,1-Trichloroethane	200	—	2 U	2 U	2 U	2 U	2 U
1,1,2,2-Tetrachloroethane	—	10.8	2 U	2 U	2 U	2 U	2 U
1,1,2-Trichloroethane	5	41.99	2 U	2 U	2 U	2 U	2 U
1,1-Dichloroethane	—	—	2 U	2 U	2 U	2 U	2 U
1,1-Dichloroethene	7	3.2	2 U	2 U	2 U	2 U	2 U
1,2-Dichloroethane	5	98.6	2 U	2 U	2 U	2 U	2 U
1,2-Dichloroethene	—	—	13.2 =	8.3 =	1.7 J	5.3 =	2 U
1,2-Dichloropropane	—	—	2 U	2 U	2 U	2 U	2 U
1,3- <i>cis</i> -Dichloropropene	—	1,700	2 U	2 U	2 U	2 U	2 U
1,3- <i>trans</i> -Dichloropropene	—	1,700	2 U	2 U	2 U	2 U	2 U
2-Butanone	—	—	5 R	5 R	5 R	5.9 J	5 U
2-Hexanone	—	—	5 U	5 U	5 U	5 U	5 U
4-Methyl-2-Pentanone	—	—	5 U	5 U	5 U	5 U	5 U
Acetone	—	—	5 R	5 R	5 R	5 U	5 U
Benzene	5	71.28	10.3 =	3.5 =	2.1 =	1.1 J	2 U
Bromodichloromethane	—	—	5 U	5 U	5 U	5 U	5 U
Bromoform	—	360	2 U	2 U	2 U	2 U	2 U
Bromomethane	—	—	2 U	2 U	2 U	2 U	2 U
Carbon Disulfide	—	—	5 U	5 U	5 U	5 U	5 UJ
Carbon Tetrachloride	5	4.42	2 U	2 U	2 U	2 U	2 U
Chlorobenzene	100	21,000	2 U	2 U	2 U	2 U	2 U
Chloroethane	—	—	2 U	2 U	2 U	2 U	2 U
Chloroform	—	470.8	2 U	2 U	2 U	2 U	2 U
Chloromethane	—	—	2 U	2 U	2 U	2 U	2 U
Dibromochloromethane	—	22	2 U	2 U	2 U	2 U	2 U
Ethylbenzene	700	28,718	2 U	2 U	2 U	2 U	2 U
Methylene Chloride	—	—	4.2 U	2.3 U	4.5 U	2 U	2 U
Styrene	100	—	2 U	2 U	2 U	2 U	2 U
Tetrachloroethene	5	8.85	2 U	2 U	2 U	2 U	2 U
Toluene	1,000	200,000	2 U	2 U	2 U	2 U	2 U
Trichloroethene	5	80.7	1.6 J	2.6 =	2 U	1.6 J	2 U
Vinyl Chloride	2	525	2 U	2 U	2 U	2 U	2 U
Xylenes, Total	10,000	—	6 U	6 U	6 U	6 U	6 U

NOTES:

- ^a U.S. Environmental Protection Agency maximum contaminant level.
^b Georgia Environmental Protection Division water quality standards (Chapter 391-03-6.03).
BGS Below ground surface.
MCL Maximum contaminant level.
SDWA Safe Drinking Water Act.

Laboratory Qualifiers

- U Indicates the compound was not detected at the concentration reported.
UJ Indicates the compound was not detected above an approximated sample quantitation limit.
J Indicates the value for the compound is an estimated value.
= Indicates the compound was detected at the concentration reported.
R Indicates the result was rejected during the data validation process.

Table VIII-A. Summary of September 1999 Groundwater Analytical Results (continued)

Station: Sample ID: Screened Interval (ft BGS): Collection Date: Units:	Federal SDWA MCLs ^a (µg/L)	In-Stream Water Quality Standards ^b (µg/L)	AF-25 AF2522 0.5 – 10.5 26-Sep-99 (µg/L)	AF-26 AF2622 2.0 – 12.0 26-Sep-99 (µg/L)	AF-27 AF2722 1.0 – 11.0 26-Sep-99 (µg/L)	AF-28 AF2822 2.0 – 12.0 26-Sep-99 (µg/L)	AF-29 AF2922 2.0 – 12.0 26-Sep-99 (µg/L)
<i>VOLATILE ORGANIC COMPOUNDS</i>							
1,1,1-Trichloroethane	200	—	2 U	4 U	20 U	2 U	2 U
1,1,2,2-Tetrachloroethane	—	10.8	2 U	4 U	20 U	2 U	2 U
1,1,2-Trichloroethane	5	41.99	2 U	4 U	20 U	2 U	2 U
1,1-Dichloroethane	—	—	2 U	4 U	20 U	2 U	2 U
1,1-Dichloroethene	7	3.2	0.66 J	4 U	20 U	0.67 J	2 U
1,2-Dichloroethane	5	98.6	2 U	4 U	20 U	2 U	2 U
1,2-Dichloroethene	—	—	40.2 =	27.9 =	49.3 =	41.9 =	9.5 =
1,2-Dichloropropane	—	—	2 U	4 U	20 U	2 U	2 U
1,3- <i>cis</i> -Dichloropropene	—	1,700	2 U	4 U	20 U	2 U	2 U
1,3- <i>trans</i> -Dichloropropene	—	1,700	2 U	4 U	20 U	2 U	2 U
2-Butanone	—	—	5 U	10 R	50 R	5 U	5 R
2-Hexanone	—	—	5 U	10 U	50 U	5 U	5 U
4-Methyl-2-Pentanone	—	—	5 U	10 U	50 U	5 U	5 U
Acetone	—	—	5 U	10 U	50 U	5 U	5 U
Benzene	5	71.28	4.8 =	16.6 =	5.1 J	3.9 =	53.6 =
Bromodichloromethane	—	—	5 U	10 U	50 U	5 U	5 U
Bromoform	—	360	2 U	4 U	20 U	2 U	2 U
Bromomethane	—	—	2 U	4 U	20 U	2 U	2 U
Carbon Disulfide	—	—	5 U	10 U	50 U	5 UJ	5 U
Carbon Tetrachloride	5	4.42	2 U	4 U	20 U	2 U	2 U
Chlorobenzene	100	21,000	2 U	4 U	20 U	2 U	2 U
Chloroethane	—	—	2 U	4 U	20 U	2 U	2 U
Chloroform	—	470.8	2 U	4 U	20 U	2 U	2 U
Chloromethane	—	—	2 U	4 U	20 U	2 U	2 U
Dibromochloromethane	—	22	2 U	4 U	20 U	2 U	2 U
Ethylbenzene	700	28,718	0.59 J	4 U	20 U	2 U	2 U
Methylene Chloride	—	—	2 U	1.5 J	12.8 J	2 U	1.2 J
Styrene	100	—	2 U	4 U	20 U	2 U	2 U
Tetrachloroethene	5	8.85	2 U	4 U	20 U	2 U	2 U
Toluene	1,000	200,000	2 U	4 U	20 U	2 U	2 U
Trichloroethene	5	80.7	243 =	116 =	596 =	60.9 =	11 =
Vinyl Chloride	2	525	0.6 J	4 U	20 U	2 U	1.8 J
Xylenes, Total	10,000	—	6 U	12 U	60 U	6 U	6 U

NOTES:

- ^a U.S. Environmental Protection Agency maximum contaminant level.
^b Georgia Environmental Protection Division water quality standards (Chapter 391-03-6.03).
BGS Below ground surface.
MCL Maximum contaminant level.
SDWA Safe Drinking Water Act.

Laboratory Qualifiers

- U Indicates the compound was not detected at the concentration reported.
UJ Indicates the compound was not detected above an approximated sample quantitation limit.
J Indicates the value for the compound is an estimated value.
= Indicates the compound was detected at the concentration reported.
R Indicates the result was rejected during the data validation process.

Table VIII-A. Summary of September 1999 Groundwater Analytical Results (continued)

Station: Sample ID: Screened Interval (ft BGS): Collection Date: Units:	Federal SDWA MCLs ^a (µg/L)	In-Stream Water Quality Standards ^b (µg/L)	AF-30 AF3012 11.0 – 15.0 26-Sep-99 (µg/L)	AF-30 AF3022 16.0 – 20.0 26-Sep-99 (µg/L)	AF-30 AF3032 21.0 – 25.0 26-Sep-99 (µg/L)	AF-30 AF3042 26.0 – 30.0 26-Sep-99 (µg/L)	AF-30 AF3052 31.0 – 35.0 26-Sep-99 (µg/L)
<i>VOLATILE ORGANIC COMPOUNDS</i>							
1,1,1-Trichloroethane	200	—	2 U	2 U	2 U	2 U	2 U
1,1,2,2-Tetrachloroethane	—	10.8	2 U	2 U	2 U	2 U	2 U
1,1,2-Trichloroethane	5	41.99	2 U	2 U	2 U	2 U	2 U
1,1-Dichloroethane	—	—	2 U	2 U	2 U	2 U	2 U
1,1-Dichloroethene	7	3.2	2 U	2 U	0.74 J	2.2 =	0.62 J
1,2-Dichloroethane	5	98.6	2 U	2 U	2 U	2 U	2 U
1,2-Dichloroethene	—	—	3.3 =	24 =	33 =	90.3 =	24.3 =
1,2-Dichloropropane	—	—	2 U	2 U	2 U	2 U	2 U
1,3- <i>cis</i> -Dichloropropene	—	1,700	2 U	2 U	2 U	2 U	2 U
1,3- <i>trans</i> -Dichloropropene	—	1,700	2 U	2 U	2 U	2 U	2 U
2-Butanone	—	—	5 U	5 U	5 R	5 U	5 R
2-Hexanone	—	—	14.2 =	15.5 =	5 UJ	5 U	5 U
4-Methyl-2-Pentanone	—	—	5 U	5 U	5 U	5 U	5 U
Acetone	—	—	8.4 U	10.8 U	5 R	5 U	5 R
Benzene	5	71.28	7,670 J	2,290 =	37.9 =	16.2 =	11 =
Bromodichloromethane	—	—	5 U	5 U	5 U	5 U	5 U
Bromoform	—	360	2 U	2 U	2 U	2 U	2 U
Bromomethane	—	—	2 U	2 U	2 U	2 U	2 U
Carbon Disulfide	—	—	5 U	5 UJ	5 U	1.1 J	5 U
Carbon Tetrachloride	5	4.42	2 U	2 U	2 U	2 U	2 U
Chlorobenzene	100	21,000	2 U	2 U	2 U	2 U	2 U
Chloroethane	—	—	2 U	2 U	2 U	2 U	2 U
Chloroform	—	470.8	2 U	2 U	2 U	2 U	2 U
Chloromethane	—	—	2 U	2 U	2 U	2 U	2 U
Dibromochloromethane	—	22	2 U	2 U	2 U	2 U	2 U
Ethylbenzene	700	28,718	500 J	168 =	2.7 =	1.3 J	0.53 J
Methylene Chloride	—	—	2.2 =	2 U	0.95 J	2 U	4 U
Styrene	100	—	0.52 J	2 U	2 U	2 U	2 U
Tetrachloroethene	5	8.85	2 U	2 U	2 U	2 U	2 U
Toluene	1,000	200,000	19 =	5.5 =	0.55 J	2 U	2 U
Trichloroethene	5	80.7	1.7 J	21.3 =	75.9 =	262 =	116 =
Vinyl Chloride	2	525	2 U	0.88 J	2 U	2 U	2 U
Xylenes, Total	10,000	—	72.7 =	9.6 =	1.8 J	6 U	0.51 J

NOTES:

- ^a U.S. Environmental Protection Agency maximum contaminant level.
^b Georgia Environmental Protection Division water quality standards (Chapter 391-03-6.03).
BGS Below ground surface.
MCL Maximum contaminant level.
SDWA Safe Drinking Water Act.

Laboratory Qualifiers

- U Indicates the compound was not detected at the concentration reported.
UJ Indicates the compound was not detected above an approximated sample quantitation limit.
J Indicates the value for the compound is an estimated value.
= Indicates the compound was detected at the concentration reported.
R Indicates the result was rejected during the data validation process.

Table VIII-A. Summary of September 1999 Groundwater Analytical Results (continued)

Station: Sample ID: Screened Interval (ft BGS): Collection Date: Units:	Federal SDWA MCLs ^a (µg/L)	In-Stream Water Quality Standards ^b (µg/L)	AF-30 AF3062 36.0 – 40.0 26-Sep-99 (µg/L)	AF-30 AF3072 41.0 – 45.0 26-Sep-99 (µg/L)	AF-30 AF3082 46.0 – 50.0 26-Sep-99 (µg/L)	AF-31 AF3112 6.0 – 10.0 25-Sep-99 (µg/L)	AF-31 AF3122 11.0 – 15.0 25-Sep-99 (µg/L)
<i>VOLATILE ORGANIC COMPOUNDS</i>							
1,1,1-Trichloroethane	200	—	2 U	2 U	2 U	10 U	2 U
1,1,2,2-Tetrachloroethane	—	10.8	2 U	2 U	2 U	10 U	2 U
1,1,2-Trichloroethane	5	41.99	2 U	2 U	2 U	10 U	2 U
1,1-Dichloroethane	—	—	2 U	2 U	2 U	10 U	2 U
1,1-Dichloroethene	7	3.2	2 U	2 U	2 U	10 U	2 U
1,2-Dichloroethane	5	98.6	2 U	2 U	2 U	10 U	2 U
1,2-Dichloroethene	—	—	11.3 =	8.7 =	2 U	17.9 =	10.7 =
1,2-Dichloropropane	—	—	2 U	2 U	2 U	10 U	2 U
1,3- <i>cis</i> -Dichloropropene	—	1,700	2 U	2 U	2 U	10 U	2 U
1,3- <i>trans</i> -Dichloropropene	—	1,700	2 U	2 U	2 U	10 U	2 U
2-Butanone	—	—	5 R	5 R	5 R	25 R	5 R
2-Hexanone	—	—	5 U	5 U	5 U	25 U	5 U
4-Methyl-2-Pentanone	—	—	5 U	5 U	5 U	25 U	5 U
Acetone	—	—	5 U	5 R	5 R	25 R	5 U
Benzene	5	71.28	6.4 =	5.5 =	6.8 =	11.1 =	0.99 J
Bromodichloromethane	—	—	5 U	5 U	5 U	25 U	5 U
Bromoform	—	360	2 U	2 U	2 U	10 U	2 U
Bromomethane	—	—	2 U	2 U	2 U	10 U	2 U
Carbon Disulfide	—	—	5 U	5 U	1.3 J	25 U	5 U
Carbon Tetrachloride	5	4.42	2 U	2 U	2 U	10 U	2 U
Chlorobenzene	100	21,000	2 U	2 U	2 U	10 U	2 U
Chloroethane	—	—	2 U	2 U	2 U	10 U	2 U
Chloroform	—	470.8	2 U	2 U	2 U	10 U	2 U
Chloromethane	—	—	2 U	2 U	2 U	10 U	2 U
Dibromochloromethane	—	22	2 U	2 U	2 U	10 U	2 U
Ethylbenzene	700	28,718	0.67 J	5.5 =	1.8 J	10 U	2 U
Methylene Chloride	—	—	3.4 U	2 U	2.9 U	14.4 U	2.4 U
Styrene	100	—	2 U	2 U	2 U	10 U	2 U
Tetrachloroethene	5	8.85	2 U	2 U	2 U	10 U	2 U
Toluene	1,000	200,000	2 U	0.78 J	0.5 J	10 U	2 U
Trichloroethene	5	80.7	66.5 =	66.2 =	0.91 J	168 =	110 =
Vinyl Chloride	2	525	2 U	2 U	2 U	10 U	2 U
Xylenes, Total	10,000	—	0.67 J	9.3 =	2.9 J	30 U	6 U

NOTES:

- ^a U.S. Environmental Protection Agency maximum contaminant level.
^b Georgia Environmental Protection Division water quality standards (Chapter 391-03-6.03).
BGS Below ground surface.
MCL Maximum contaminant level.
SDWA Safe Drinking Water Act.

Laboratory Qualifiers

- U Indicates the compound was not detected at the concentration reported.
UJ Indicates the compound was not detected above an approximated sample quantitation limit.
J Indicates the value for the compound is an estimated value.
= Indicates the compound was detected at the concentration reported.
R Indicates the result was rejected during the data validation process.

Table VIII-A. Summary of September 1999 Groundwater Analytical Results (continued)

Station: Sample ID: Screened Interval (ft BGS): Collection Date: Units:	Federal SDWA MCLs ^a (µg/L)	In-Stream Water Quality Standards ^b (µg/L)	AF-31 AF3132 16.0 – 20.0 25-Sep-99 (µg/L)	AF-31 AF3142 21.0 – 25.0 25-Sep-99 (µg/L)	AF-31 AF3152 26.0 – 30.0 25-Sep-99 (µg/L)	AF-31 AF3162 31.0 – 35.0 25-Sep-99 (µg/L)	AF-31 AF3172 36.0 – 40.0 25-Sep-99 (µg/L)
<i>VOLATILE ORGANIC COMPOUNDS</i>							
1,1,1-Trichloroethane	200	—	2 U	2 U	2 U	2 U	2 U
1,1,2,2-Tetrachloroethane	—	10.8	2 U	2 U	2 U	2 U	2 U
1,1,2-Trichloroethane	5	41.99	2 U	2 U	2 U	2 U	2 U
1,1-Dichloroethane	—	—	2 U	2 U	2 U	2 U	2 U
1,1-Dichloroethene	7	3.2	2 U	2 U	2 U	2 U	2 U
1,2-Dichloroethane	5	98.6	2 U	2 U	2 U	2 U	2 U
1,2-Dichloroethene	—	—	2 U	16.4 =	2 U	2 U	2 U
1,2-Dichloropropane	—	—	2 U	2 U	2 U	2 U	2 U
1,3- <i>cis</i> -Dichloropropene	—	1,700	2 U	2 U	2 U	2 U	2 U
1,3- <i>trans</i> -Dichloropropene	—	1,700	2 U	2 U	2 U	2 U	2 U
2-Butanone	—	—	5 R	5 R	5 R	1.9 J	1.3 J
2-Hexanone	—	—	5 U	5 U	5 U	5 U	5 U
4-Methyl-2-Pentanone	—	—	5 U	5 U	5 U	5 U	5 U
Acetone	—	—	5 R	5 R	5 U	5 U	5 U
Benzene	5	71.28	2 U	2 U	2 U	2 U	2 U
Bromodichloromethane	—	—	5 U	5 U	5 U	5 U	5 U
Bromoform	—	360	2 U	2 U	2 U	2 U	2 U
Bromomethane	—	—	2 U	2 U	2 U	2 U	2 U
Carbon Disulfide	—	—	5 U	5 U	5 U	5 U	5 U
Carbon Tetrachloride	5	4.42	2 U	2 U	2 U	2 U	2 U
Chlorobenzene	100	21,000	2 U	2 U	2 U	2 U	2 U
Chloroethane	—	—	2 U	2 U	2 U	2 U	2 U
Chloroform	—	470.8	2 U	2 U	2 U	2 U	2 U
Chloromethane	—	—	0.68 J	2 U	0.73 J	2 U	2 U
Dibromochloromethane	—	22	2 U	2 U	2 U	2 U	2 U
Ethylbenzene	700	28,718	2 U	2 U	2 U	2 U	2 U
Methylene Chloride	—	—	2.3 U	3 =	2 U	2 U	2.6 U
Styrene	100	—	2 U	2 U	2 U	2 U	2 U
Tetrachloroethene	5	8.85	2 U	2 U	2 U	2 U	2 U
Toluene	1,000	200,000	2 U	2 U	2 U	2 U	2 U
Trichloroethene	5	80.7	2.6 =	43.7 =	1.3 J	1 J	0.76 J
Vinyl Chloride	2	525	2 U	2 U	2 U	2 U	2 U
Xylenes, Total	10,000	—	6 U	6 U	6 U	6 U	6 U

NOTES:

- ^a U.S. Environmental Protection Agency maximum contaminant level.
^b Georgia Environmental Protection Division water quality standards (Chapter 391-03-6.03).
BGS Below ground surface.
MCL Maximum contaminant level.
SDWA Safe Drinking Water Act.

Laboratory Qualifiers

- U Indicates the compound was not detected at the concentration reported.
UJ Indicates the compound was not detected above an approximated sample quantitation limit.
J Indicates the value for the compound is an estimated value.
= Indicates the compound was detected at the concentration reported.
R Indicates the result was rejected during the data validation process.

Table VIII-A. Summary of September 1999 Groundwater Analytical Results (continued)

Station: Sample ID: Screened Interval (ft BGS): Collection Date: Units:	Federal SDWA MCLs ^a (µg/L)	In-Stream Water Quality Standards ^b (µg/L)	AF-31 AF3182 41.0 – 45.0 25-Sep-99 (µg/L)	AF-31 AF3192 46.0 – 50.0 25-Sep-99 (µg/L)	AF-32 AF3212 11.0 – 15.0 25-Sep-99 (µg/L)	AF-32 AF3222 16.0 – 20.0 25-Sep-99 (µg/L)	AF-32 AF3232 21.0 – 25.0 25-Sep-99 (µg/L)
<i>VOLATILE ORGANIC COMPOUNDS</i>							
1,1,1-Trichloroethane	200	—	2 U	2 U	2 U	2 U	2 U
1,1,2,2-Tetrachloroethane	—	10.8	2 U	2 U	2 U	2 U	2 U
1,1,2-Trichloroethane	5	41.99	2 U	2 U	2 U	2 U	2 U
1,1-Dichloroethane	—	—	2 U	2 U	2 U	2 U	2 U
1,1-Dichloroethene	7	3.2	2 U	2 U	2 U	2 U	2 U
1,2-Dichloroethane	5	98.6	2 U	2 U	2 U	2 U	2 U
1,2-Dichloroethene	—	—	2 U	2 U	6.4 =	2 U	2 U
1,2-Dichloropropane	—	—	2 U	2 U	2 U	2 U	2 U
1,3- <i>cis</i> -Dichloropropene	—	1,700	2 U	2 U	2 U	2 U	2 U
1,3- <i>trans</i> -Dichloropropene	—	1,700	2 U	2 U	2 U	2 U	2 U
2-Butanone	—	—	5 R	5 R	5 R	0.93 J	5 R
2-Hexanone	—	—	5 U	5 U	5 U	5 U	5 U
4-Methyl-2-Pentanone	—	—	5 U	5 U	5 U	5 U	5 U
Acetone	—	—	5 U	5 R	5 R	5 U	5 R
Benzene	5	71.28	2 U	2 U	2.1 =	2 U	2 U
Bromodichloromethane	—	—	5 U	5 U	5 U	5 U	5 U
Bromoform	—	360	2 U	2 U	2 U	2 U	2 U
Bromomethane	—	—	2 U	2 U	2 U	2 U	2 U
Carbon Disulfide	—	—	5 U	5 U	5 U	5 U	5 U
Carbon Tetrachloride	5	4.42	2 U	2 U	2 U	2 U	2 U
Chlorobenzene	100	21,000	2 U	2 U	2 U	2 U	2 U
Chloroethane	—	—	2 U	2 U	2 U	2 U	2 U
Chloroform	—	470.8	2 U	2 U	2 U	2 U	2 U
Chloromethane	—	—	2 U	2 U	2 U	2 U	2 U
Dibromochloromethane	—	22	2 U	2 U	2 U	2 U	2 U
Ethylbenzene	700	28,718	2 U	2 U	2 U	2 U	2 U
Methylene Chloride	—	—	2 U	2.9 U	3.4 U	2.1 U	2.9 =
Styrene	100	—	2 U	2 U	2 U	2 U	2 U
Tetrachloroethene	5	8.85	2 U	2 U	2 U	2 U	2 U
Toluene	1,000	200,000	2 U	2 U	2 U	0.52 J	2 U
Trichloroethene	5	80.7	2 U	0.56 J	26.3 =	2 U	2 U
Vinyl Chloride	2	525	2 U	2 U	2 U	2 U	2 U
Xylenes, Total	10,000	—	6 U	6 U	6 U	6 U	6 U

NOTES:

- ^a U.S. Environmental Protection Agency maximum contaminant level.
^b Georgia Environmental Protection Division water quality standards (Chapter 391-03-6.03).
 BGS Below ground surface.
 MCL Maximum contaminant level.
 SDWA Safe Drinking Water Act.

Laboratory Qualifiers

- U Indicates the compound was not detected at the concentration reported.
 UJ Indicates the compound was not detected above an approximated sample quantitation limit.
 J Indicates the value for the compound is an estimated value.
 = Indicates the compound was detected at the concentration reported.
 R Indicates the result was rejected during the data validation process.

Table VIII-A. Summary of September 1999 Groundwater Analytical Results (continued)

Station:	In-Stream	AF-32	AF-32	AF-32	AF-32	AF-32	AF-33
Sample ID:	Federal	AF3242	AF3252	AF3262	AF3272	AF3282	AF3312
Screened Interval (ft BGS):	SDWA	26.0 – 30.0	31.0 – 35.0	36.0 – 40.0	41.0 – 45.0	46.0 – 50.0	2.3 – 11.8
Collection Date:	MCLs ^a	25-Sep-99	25-Sep-99	25-Sep-99	25-Sep-99	25-Sep-99	25-Sep-99
Units:	(µg/L)	(µg/L)	(µg/L)	(µg/L)	(µg/L)	(µg/L)	(µg/L)
<i>VOLATILE ORGANIC COMPOUNDS</i>							
1,1,1-Trichloroethane	200 —	2 U	2 U	2 U	2 U	2 U	2 U
1,1,2,2-Tetrachloroethane	— 10.8	2 U	2 U	2 U	2 U	2 U	2 U
1,1,2-Trichloroethane	5 41.99	2 U	2 U	2 U	2 U	2 U	2 U
1,1-Dichloroethane	— —	2 U	2 U	2 U	2 U	2 U	2 U
1,1-Dichloroethene	7 3.2	2 U	2 U	2 U	2 U	2 U	2 U
1,2-Dichloroethane	5 98.6	2 U	2 U	2 U	2 U	2 U	2 U
1,2-Dichloroethene	— —	2 U	2 U	2 U	2 U	2 U	6.4 =
1,2-Dichloropropane	— —	2 U	2 U	2 U	2 U	2 U	2 U
1,3- <i>cis</i> -Dichloropropene	— 1,700	2 U	2 U	2 U	2 U	2 U	2 U
1,3- <i>trans</i> -Dichloropropene	— 1,700	2 U	2 U	2 U	2 U	2 U	2 U
2-Butanone	— —	5 R	5 R	5 R	5 R	5 R	5 R
2-Hexanone	— —	5 U	5 U	5 U	5 U	5 U	5 U
4-Methyl-2-Pentanone	— —	5 U	5 U	5 U	5 U	5 U	5 U
Acetone	— —	5 R	5 R	5 R	5 U	5 R	5 R
Benzene	5 71.28	2 U	2 U	2 U	2 U	2 U	2 U
Bromodichloromethane	— —	5 U	5 U	5 U	5 U	5 U	5 U
Bromoform	— 360	2 U	2 U	2 U	2 U	2 U	2 U
Bromomethane	— —	2 U	2 U	2 U	2 U	2 U	2 U
Carbon Disulfide	— —	5 U	5 U	0.56 J	5 U	5 U	5 U
Carbon Tetrachloride	5 4.42	2 U	2 U	2 U	2 U	2 U	2 U
Chlorobenzene	100 21,000	2 U	2 U	2 U	2 U	2 U	2 U
Chloroethane	— —	2 U	2 U	2 U	2 U	2 U	2 U
Chloroform	— 470.8	2 U	2 U	2 U	2 U	2 U	2 U
Chloromethane	— —	2 U	2 U	2 U	2 U	2 U	2 U
Dibromochloromethane	— 22	2 U	2 U	2 U	2 U	2 U	2 U
Ethylbenzene	700 28,718	2 U	2 U	2 U	2 U	2 U	2 U
Methylene Chloride	— —	2.8 U	2.6 U	5.4 U	2.7 U	3 U	2.1 =
Styrene	100 —	2 U	2 U	2 U	2 U	2 U	2 U
Tetrachloroethene	5 8.85	2 U	2 U	2 U	2 U	2 U	2 U
Toluene	1,000 200,000	2 U	2 U	2 U	2 U	2 U	2 U
Trichloroethene	5 80.7	2 U	2 U	2 U	2 U	2 U	45.8 =
Vinyl Chloride	2 525	2 U	2 U	2 U	2 U	2 U	2 U
Xylenes, Total	10,000 —	6 U	6 U	6 U	6 U	6 U	6 U

NOTES:

- ^a U.S. Environmental Protection Agency maximum contaminant level.
^b Georgia Environmental Protection Division water quality standards (Chapter 391-03-6.03).
 BGS Below ground surface.
 MCL Maximum contaminant level.
 SDWA Safe Drinking Water Act.

Laboratory Qualifiers

- U Indicates the compound was not detected at the concentration reported.
 UJ Indicates the compound was not detected above an approximated sample quantitation limit.
 J Indicates the value for the compound is an estimated value.
 = Indicates the compound was detected at the concentration reported.
 R Indicates the result was rejected during the data validation process.

Table VIII-A. Summary of September 1999 Groundwater Analytical Results (continued)

Station: Sample ID: Screened Interval (ft BGS): Collection Date: Units:	Federal SDWA MCLs ^a (µg/L)	In-Stream Water Quality Standards ^b (µg/L)	AF-34 AF3412 1.4 – 10.9 25-Sep-99 (µg/L)	AF-35 AF3512 1.2 – 10.7 25-Sep-99 (µg/L)	AF-36 AF3612 1.4 – 10.9 25-Sep-99 (µg/L)	AF-37 AF3712 4.4 – 14.3 25-Sep-99 (µg/L)	AF-38 AF3812 4.1 – 14.1 25-Sep-99 (µg/L)	AF-39 AF3912 4.4 – 14.3 25-Sep-99 (µg/L)
<i>VOLATILE ORGANIC COMPOUNDS</i>								
1,1,1-Trichloroethane	200	NRC	2 U	2 U	2 U	2 U	2 U	2 R
1,1,2,2-Tetrachloroethane		10.8	2 U	2 U	2 U	2 U	2 U	2 U
1,1,2-Trichloroethane	5	41.99	2 U	2 U	2 U	2 U	2 U	2 U
1,1-Dichloroethane		NRC	3.4 =	2 U	2 U	2 U	2 U	2 U
1,1-Dichloroethene	7	3.2	4.8 =	2 U	2 U	0.6 J	2 U	2 U
1,2-Dichloroethane	5	98.6	2 U	2 U	2 U	2 U	2 U	2 U
1,2-Dichloroethene		NRC	10.8 =	8.8 =	17.3 =	26.4 =	3.8 =	4.3 =
1,2-Dichloropropane		NRC	2 U	2 U	2 U	2 U	2 U	2 U
1,3- <i>cis</i> -Dichloropropene		1,700	2 U	2 U	2 U	2 U	2 U	2 U
1,3- <i>trans</i> -Dichloropropene		1,700	2 U	2 U	2 U	2 U	2 U	2 U
2-Butanone		NRC	5 R	5 R	5 R	5 R	5 R	5 U
2-Hexanone		NRC	5 U	5 U	5 U	5 U	5 U	5 U
4-Methyl-2-Pentanone		NRC	5 U	5 U	5 U	5 U	5 U	5 U
Acetone		NRC	5 R	5 U	5 R	5 U	5 U	5 U
Benzene	5	71.28	2 U	2.1 =	2.4 =	4.2 =	2 =	0.92 J
Bromodichloromethane		NRC	5 U	5 U	5 U	5 U	5 U	5 U
Bromoform		360	2 U	2 U	2 U	2 U	2 U	2 U
Bromomethane		NRC	2 U	2 U	2 U	2 U	2 U	2 U
Carbon Disulfide		NRC	5 U	5 U	5 U	5 U	5 U	5 U
Carbon Tetrachloride	5	4.42	2 U	2 U	2 U	2 U	2 U	2 U
Chlorobenzene	100	21,000	2 U	2 U	2 U	2 U	2 U	2 U
Chloroethane		NRC	2 U	2 U	2 U	2 U	2 U	2 U
Chloroform		470.8	2 U	2 U	2 U	2 U	2 U	2 U
Chloromethane		NRC	2 U	2 U	2 U	2 U	2 U	2 U
Dibromochloromethane		22	2 U	2 U	2 U	2 U	2 U	2 U
Ethylbenzene	700	28,718	2 U	2 U	2 U	0.63 J	1.6 J	2 U
Methylene Chloride		NRC	3.6 =	2.4 U	2.6 =	2.7 U	2 U	2.4 U
Styrene	100	NRC	2 U	2 U	2 U	2 U	2 U	2 U
Tetrachloroethene	5	8.85	2 U	2 U	2 U	2 U	2 U	2 U
Toluene	1,000	200,000	2 U	2 U	2 U	0.69 J	2 =	2 U
Trichloroethene	5	80.7	95.5 =	23 =	38 =	346 =	6.8 =	2 U
Vinyl Chloride	2	525	2 U	2 U	2 U	2 U	2 U	2 U
Xylenes, Total	10,000	NRC	6 U	6 U	6 U	3.4 J	9.4 =	6 U

NOTES:

- ^a U.S. Environmental Protection Agency maximum contaminant level.
^b Georgia Environmental Protection Division water quality standards (Chapter 391-03-6.03).
BGS Below ground surface.
MCL Maximum contaminant level.
NRC No regulatory criterion.
SDWA Safe Drinking Water Act.

Laboratory Qualifiers

- U Indicates the compound was not detected at the concentration reported.
UJ Indicates the compound was not detected above an approximated sample quantitation limit.
J Indicates the value for the compound is an estimated value.
= Indicates the compound was detected at the concentration reported.
R Indicates the result was rejected during the data validation process.

THIS PAGE INTENTIONALLY LEFT BLANK.

Laboratory analytical data sheets for the groundwater samples collected in September 1999 during the Corrective Action Plan (CAP)–Part B investigation were provided in the CAP–Part B report dated February 2000.

THIS PAGE INTENTIONALLY LEFT BLANK.

ADDITIONAL DEEP WELL INSTALLATION AND SAMPLING
JANUARY/FEBRUARY 2000

THIS PAGE INTENTIONALLY LEFT BLANK.

Table VIII-B. Summary of February 2000 Groundwater Analytical Results

Well ID: Sample ID Screened Interval (ft BGS): Sample Date: Units:	Federal SDWA MCLs ^a (µg/L)	In-Stream Water Quality Standards ^b (µg/L)	AF-40 AF4012 28.5 – 33.0 02-Feb-00 (µg/L)	AF-41 AF4112 28.5 – 33.0 02-Feb-00 (µg/L)	AF-42 AF4212 28.5 – 33.0 02-Feb-00 (µg/L)
<i>VOLATILE ORGANIC COMPOUNDS</i>					
1,1,1-Trichloroethane	200	—	1 U	1 U	1 U
1,1,2,2-Tetrachloroethane	—	10.8	1 U	1 U	1 U
1,1,2-Trichloroethane	5	41.99	1 U	1 U	1 U
1,1-Dichloroethane	—	—	1 U	1 U	1 U
1,1-Dichloroethene	7	3.2	1 U	0.94 J	1 U
1,2-Dichloroethane	5	98.6	1 U	1 U	1 U
1,2-Dichloroethene	—	—	15.4 =	35.6 =	2 U
1,2-Dichloropropane	—	—	1 U	1 U	1 U
1,3- <i>cis</i> -Dichloropropene	—	1,700	1 U	1 U	1 U
1,3- <i>trans</i> -Dichloropropene	—	1,700	1 U	1 U	1 U
2-Butanone	—	—	5 U	5 U	5 U
2-Hexanone	—	—	5 U	5 U	5 U
4-Methyl-2-Pentanone	—	—	5 U	5 U	5 U
Acetone	—	—	5 U	5 U	5 U
Benzene	5	71.28	21.3 =	0.2 J	1 U
Bromodichloromethane	—	—	1 U	1 U	1 U
Bromoform	—	360	1 U	1 U	1 U
Bromomethane	—	—	1 U	1 U	1 U
Carbon Disulfide	—	—	5 U	5 U	5 U
Carbon Tetrachloride	5	4.42	1 U	1 U	1 U
Chlorobenzene	100	21,000	1 U	1 U	1 U
Chloroethane	—	—	1 U	1 U	1 U
Chloroform	—	470.8	1 U	1 U	1 U
Chloromethane	—	—	1 U	1 U	1 U
Dibromochloromethane	—	22	1 U	1 U	1 U
Ethylbenzene	700	28,718	3.2 =	1 U	1 U
Methylene Chloride	—	—	5 U	5 U	5 U
Styrene	100	—	1 U	1 U	1 U
Tetrachloroethene	5	8.85	1 U	1 U	1 U
Toluene	1,000	200,000	0.6 J	1 U	0.3 J
Trichloroethene	5	80.7	53.3 =	158 =	1 U
Vinyl Chloride	2	525	1 U	1 U	1 U
Xylenes, Total	10,000	—	8.8 =	3 U	3 U

NOTES:

^a U.S. Environmental Protection Agency maximum contaminant level.

^b GA EPD water quality standards (Chapter 391-03-6.03).

BGS Below ground surface.

MCL Maximum contaminant level.

SDWA Safe Drinking Water Act.

Laboratory Qualifiers

U Indicates the compound was not detected at the concentration reported.

UJ Indicates the compound was not detected above an approximated sample quantitation limit.

J Indicates the value for the compound is an estimated value.

= Indicates the compound was detected at the concentration reported.

THIS PAGE INTENTIONALLY LEFT BLANK.

Laboratory analytical data sheets for the groundwater samples collected in February 2000 were provided in the CAP–Part B Addendum #1 report dated June 2001.

THIS PAGE INTENTIONALLY LEFT BLANK.

FIRST SEMIANNUAL SAMPLING EVENT
JUNE 2000

THIS PAGE INTENTIONALLY LEFT BLANK.

Table VIII-C. Summary of June 2000 Groundwater Analytical Results

Well ID: Sample ID Screened Interval (ft BGS): Sample Date: Units:	Federal SDWA MCLs ^a (µg/L)	In-Stream Water Quality Standards ^b (µg/L)	AF-40 AF4032 28.5 – 33.0 23-Jun-00 (µg/L)	AF-41 AF4132 28.5 – 33.0 23-Jun-00 (µg/L)	AF-42 AF4232 28.5 – 33.0 23-Jun-00 (µg/L)
<i>VOLATILE ORGANIC COMPOUNDS</i>					
1,1,1-Trichloroethane	200	—	1 U	1 U	1 U
1,1,2,2-Tetrachloroethane	—	10.8	1 U	1 U	1 U
1,1,2-Trichloroethane	5	41.99	1 U	1 U	1 U
1,1-Dichloroethane	—	—	1 U	1 U	1 U
1,1-Dichloroethene	7	3.2	1.6 =	3 =	1 U
1,2-Dichloroethane	5	98.6	1 U	1 U	1 U
1,2-Dichloroethene	—	—	63.3 =	110 =	2 U
1,2-Dichloropropane	—	—	1 U	1 U	1 U
1,3- <i>cis</i> -Dichloropropene	—	1,700	1 U	1 U	1 U
1,3- <i>trans</i> -Dichloropropene	—	1,700	1 U	1 U	1 U
2-Butanone	—	—	5 U	5 U	5 U
2-Hexanone	—	—	5 U	5 U	5 U
4-Methyl-2-Pentanone	—	—	5 U	5 U	5 U
Acetone	—	—	5 U	5 U	5 U
Benzene	5	71.28	1.3 =	1 U	1 U
Bromodichloromethane	—	—	1 U	1 U	1 U
Bromoform	—	360	1 U	1 U	1 U
Bromomethane	—	—	1 U	1 U	1 U
Carbon Disulfide	—	—	5 U	5 U	5 U
Carbon Tetrachloride	5	4.42	1 U	1 U	1 U
Chlorobenzene	100	21,000	1 U	1 U	1 U
Chloroethane	—	—	1 U	1 U	1 U
Chloroform	—	470.8	1 U	1 U	1 U
Chloromethane	—	—	1 U	1 U	1 U
Dibromochloromethane	—	22	1 U	1 U	1 U
Ethylbenzene	700	28,718	0.57 J	1 U	1 U
Methylene Chloride	—	—	5 U	5 U	5 U
Styrene	100	—	1 U	1 U	1 U
Tetrachloroethene	5	8.85	1 U	1 U	1 U
Toluene	1,000	200,000	1 U	1 U	0.81 J
Trichloroethene	5	80.7	353 =	636 =	1 U
Vinyl Chloride	2	525	1 U	1 U	1 U
Xylenes, Total	10,000	—	3 U	3 U	3 U

NOTES:

- ^a U.S. Environmental Protection Agency maximum contaminant level.
^b Georgia Environmental Protection Division water quality standards (Chapter 391-03-6.03).
BGS Below ground surface.
MCL Maximum contaminant level.
SDWA Safe Drinking Water Act.

Laboratory Qualifiers

- U Indicates the compound was not detected at the concentration reported.
UJ Indicates the compound was not detected above an approximated sample quantitation limit.
J Indicates the value for the compound is an estimated value.
= Indicates the compound was detected at the concentration reported.

Laboratory analytical data sheets for the groundwater samples collected in June 2000 were provided in the CAP–Part B Addendum #1 report dated June 2001.

**SUPPLEMENTAL GROUNDWATER SAMPLING
TO SUPPORT GEOPHYSICAL SURVEY
SEPTEMBER 2000**

THIS PAGE INTENTIONALLY LEFT BLANK.

Table VIII-D. Summary of September 2000 Groundwater Analytical Results

Well ID: Sample ID Screened Interval (ft BGS): Sample Date: Units:	Federal SDWA MCLs ^a (µg/L)	In-Stream Water Quality Standards ^b (µg/L)	AF-01 AF0142 2.5 – 12.5 28-Sep-00 (µg/L)	AF-02 AF0242 2.0 – 12.0 28-Sep-00 (µg/L)	AF-03 AF0342 2.0 – 12.0 28-Sep-00 (µg/L)	AF-04 AF0442 2.0 – 12.0 28-Sep-00 (µg/L)	AF-05 AF0542 2.0 – 12.0 28-Sep-00 (µg/L)	AF-07 AF0742 2.5 – 12.5 28-Sep-00 (µg/L)
<i>VOLATILE ORGANIC COMPOUNDS</i>								
1,1,1-Trichloroethane	200	—	1 U	1 U	1 U	1 U	1 U	100 U
1,1,2,2-Tetrachloroethane	—	10.8	1 U	1 U	1 U	1 U	1 U	100 U
1,1,2-Trichloroethane	5	41.99	1 U	1 U	1 U	1 U	1 U	100 U
1,1-Dichloroethane	—	—	1 U	1 U	1 U	1 U	1 U	100 U
1,1-Dichloroethene	7	3.2	1 U	1 U	1 U	1 U	1 U	100 U
1,2-Dichloroethane	5	98.6	1 U	1 U	1 U	1 U	1 U	100 U
1,2-Dichloroethene	—	—	2 U	2 U	2 U	2 U	2 U	200 U
1,2-Dichloropropane	—	—	1 U	1 U	1 U	1 U	1 U	100 U
1,3- <i>cis</i> -Dichloropropene	—	1,700	1 U	1 U	1 U	1 U	1 U	100 U
1,3- <i>trans</i> -Dichloropropene	—	1,700	1 U	1 U	1 U	1 U	1 U	100 U
2-Butanone	—	—	5 U	5 U	5 U	5 U	5 U	500 U
2-Hexanone	—	—	5 U	5 U	5 U	5 U	5 U	500 U
4-Methyl-2-Pentanone	—	—	5 U	5 U	5 U	5 U	5 U	500 U
Acetone	—	—	6.7 =	8 =	18 =	9.1 =	11.7 =	500 U
Benzene	5	71.28	1 U	0.82 J	1 U	1 U	4.7 =	9,920 =
Bromodichloromethane	—	—	1 U	1 U	1 U	1 U	1 U	100 U
Bromoform	—	360	1 U	1 U	1 U	1 U	1 U	100 U
Bromomethane	—	—	1 U	1 U	1 U	1 U	1 U	100 U
Carbon Disulfide	—	—	5 U	5 U	5 U	5 U	5 U	500 U
Carbon Tetrachloride	5	4.42	1 U	1 U	1 U	1 U	1 U	100 U
Chlorobenzene	100	21,000	1 U	1 U	1 U	1 U	1 U	100 U
Chloroethane	—	—	1 U	1 U	1 U	1 U	1 U	100 U
Chloroform	—	470.8	1 U	1 U	1 U	1 U	1 U	100 U
Chloromethane	—	—	1 U	1 U	1 U	1 U	1 U	100 U
Dibromochloromethane	—	22	1 U	1 U	1 U	1 U	1 U	100 U
Ethylbenzene	700	28,718	1 U	1 U	1 U	1 U	4.7 =	645 =
Methylene Chloride	—	—	5 U	5 U	5 U	5 U	5 U	500 U
Styrene	100	—	1 U	1 U	1 U	1 U	1 U	100 U
Tetrachloroethene	5	8.85	1 U	1 U	1 U	1 U	1 U	100 U
Toluene	1,000	200,000	1 U	1 U	1 U	1 U	0.82 J	39.2 J
Trichloroethene	5	80.7	1 U	1 U	1 U	1 U	1 U	100 U
Vinyl Chloride	2	525	1 U	1 U	1 U	1 U	1 U	100 U
Xylenes, Total	10,000	—	3 U	3 U	3 U	3 U	20.9 =	300 U

NOTES:

- ^a U.S. Environmental Protection Agency maximum contaminant level.
^b Georgia Environmental Protection Division water quality standards (Chapter 391-03-6.03).
 BGS Below ground surface.
 MCL Maximum contaminant level.
 SDWA Safe Drinking Water Act.

Laboratory Qualifiers

- U Indicates the compound was not detected at the concentration reported.
 UJ Indicates the compound was not detected above an approximated sample quantitation limit.
 J Indicates the value for the compound is an estimated value.
 = Indicates the compound was detected at the concentration reported.

Table VIII-D. Summary of September 2000 Groundwater Analytical Results (continued)

Well ID:		In-Stream	AF-08	AF-09	AF-11	AF-12	AF-13	AF-14
Sample ID	Federal	Water	AF0842	AF0942	AF1142	AF1242	AF1342	AF1442
Screened Interval (ft BGS):	SDWA	Quality	2.5 – 12.5	2.0 – 12.0	1.0 – 11.0	2.5 – 12.5	2.5 – 12.5	1.4 – 11.4
Sample Date:	MCLs ^a	Standards ^b	28-Sep-00	28-Sep-00	28-Sep-00	28-Sep-00	28-Sep-00	28-Sep-00
Units:	(µg/L)	(µg/L)	(µg /L)	(µg /L)	(µg /L)	(µg /L)	(µg /L)	(µg /L)
<i>VOLATILE ORGANIC COMPOUNDS</i>								
1,1,1-Trichloroethane	200	—	1 U	1 U	1 U	1 U	1 U	1 U
1,1,2,2-Tetrachloroethane	—	10.8	1 U	1 U	1 U	1 U	1 U	1 U
1,1,2-Trichloroethane	5	41.99	1 U	1 U	1 U	1 U	1 U	1 U
1,1-Dichloroethane	—	—	1 U	1 U	1 U	1 U	1 U	1 U
1,1-Dichloroethene	7	3.2	1 U	1 U	1 U	1 U	1 U	1 U
1,2-Dichloroethane	5	98.6	1 U	1 U	1 U	1 U	1 U	1 U
1,2-Dichloroethene	—	—	2 U	3.4 =	2 U	2 U	1.2 J	2 U
1,2-Dichloropropane	—	—	1 U	1 U	1 U	1 U	1 U	1 U
1,3- <i>cis</i> -Dichloropropene	—	1,700	1 U	1 U	1 U	1 U	1 U	1 U
1,3- <i>trans</i> -Dichloropropene	—	1,700	1 U	1 U	1 U	1 U	1 U	1 U
2-Butanone	—	—	5 U	5 U	5 U	5 U	5 U	5 U
2-Hexanone	—	—	5 U	5 U	5 U	5 U	5 U	5 U
4-Methyl-2-Pentanone	—	—	5 U	5 U	5 U	5 U	5 U	5 U
Acetone	—	—	6.8 =	7.4 =	5 U	8.2 =	7.2 =	8.3 =
Benzene	5	71.28	0.2 J	7 =	1 U	33.2 =	1 U	1 U
Bromodichloromethane	—	—	1 U	1 U	1 U	1 U	1 U	1 U
Bromoform	—	360	1 U	1 U	1 U	1 U	1 U	1 U
Bromomethane	—	—	1 U	1 U	1 U	1 U	1 U	1 U
Carbon Disulfide	—	—	5 U	5 U	5 U	5 U	5 U	5 U
Carbon Tetrachloride	5	4.42	1 U	1 U	1 U	1 U	1 U	1 U
Chlorobenzene	100	21,000	1 U	1 U	1 U	1 U	1 U	1 U
Chloroethane	—	—	1 U	1 U	1 U	1 U	1 U	1 U
Chloroform	—	470.8	1 U	1 U	1 U	1 U	1 U	1 U
Chloromethane	—	—	1 U	1 U	1 U	1 U	1 U	1 U
Dibromochloromethane	—	22	1 U	1 U	1 U	1 U	1 U	1 U
Ethylbenzene	700	28,718	1 U	16.7 =	1 U	94.1 =	0.17 J	0.064 J
Methylene Chloride	—	—	5 U	5 U	5 U	5 U	5 U	5 U
Styrene	100	—	1 U	1 U	1 U	1 U	1 U	1 U
Tetrachloroethene	5	8.85	1 U	1 U	1 U	1 U	1 U	1 U
Toluene	1,000	200,000	1 U	0.36 J	1 U	0.29 J	1 U	1 U
Trichloroethene	5	80.7	1 U	1 U	1 U	1 U	1 U	1 U
Vinyl Chloride	2	525	1 U	1 U	1 U	1 U	1 U	1 U
Xylenes, Total	10,000	—	3 U	3 U	3 U	3.2 =	1.2 J	3 U

NOTES:

- ^a U.S. Environmental Protection Agency maximum contaminant level.
^b Georgia Environmental Protection Division water quality standards (Chapter 391-03-6.03).
BGS Below ground surface.
MCL Maximum contaminant level.
SDWA Safe Drinking Water Act.

Laboratory Qualifiers

- U Indicates the compound was not detected at the concentration reported.
UJ Indicates the compound was not detected above an approximated sample quantitation limit.
J Indicates the value for the compound is an estimated value.
= Indicates the compound was detected at the concentration reported.

Table VIII-D. Summary of September 2000 Groundwater Analytical Results (continued)

Well ID: Sample ID Screened Interval (ft BGS): Sample Date: Units:	Federal SDWA MCLs ^a (µg/L)	In-Stream Water Quality Standards ^b (µg/L)	AF-15 AF1542 1.5 – 11.5 28-Sep-00 (µg/L)	AF-16 AF1642 1.5 – 11.5 28-Sep-00 (µg/L)	AF-18 AF1842 1.5 – 11.5 28-Sep-00 (µg/L)	AF-19 AF1942 1.5 – 11.5 28-Sep-00 (µg/L)	AF-20 AF2042 3.0 – 13.0 27-Sep-00 (µg/L)	AF-23 AF2342 3.0 – 13.0 27-Sep-00 (µg/L)
<i>VOLATILE ORGANIC COMPOUNDS</i>								
1,1,1-Trichloroethane	200	—	1 U	1 U	1 U	1 U	1 U	1 U
1,1,2,2-Tetrachloroethane	—	10.8	1 U	1 U	1 U	1 U	1 U	1 U
1,1,2-Trichloroethane	5	41.99	1 U	1 U	1 U	1 U	1 U	1 U
1,1-Dichloroethane	—	—	1 U	1 U	1 U	1 U	1 U	1 U
1,1-Dichloroethene	7	3.2	1 U	1 U	1 U	1 U	1 U	1 U
1,2-Dichloroethane	5	98.6	1 U	1 U	1 U	1 U	1 U	1 U
1,2-Dichloroethene	—	—	2 U	2 U	5.6 =	0.36 J	2.3 =	8.5 =
1,2-Dichloropropane	—	—	1 U	1 U	1 U	1 U	1 U	1 U
1,3- <i>cis</i> -Dichloropropene	—	1,700	1 U	1 U	1 U	1 U	1 U	1 U
1,3- <i>trans</i> -Dichloropropene	—	1,700	1 U	1 U	1 U	1 U	1 U	1 U
2-Butanone	—	—	5 U	5 U	5 U	5 U	5 U	5 U
2-Hexanone	—	—	5 U	5 U	5 U	5 U	5 U	5 U
4-Methyl-2-Pentanone	—	—	5 U	5 U	5 U	5 U	5 U	5 U
Acetone	—	—	8.2 =	6.5 =	11.2 =	7.4 =	7.7 =	6.6 =
Benzene	5	71.28	0.19 J	1 U	5.8 =	0.24 J	0.55 J	1.6 =
Bromodichloromethane	—	—	1 U	1 U	1 U	1 U	1 U	1 U
Bromoform	—	360	1 U	1 U	1 U	1 U	1 U	1 U
Bromomethane	—	—	1 U	1 U	1 U	1 U	1 U	1 U
Carbon Disulfide	—	—	5 U	5 U	5 U	5 U	5 U	5 U
Carbon Tetrachloride	5	4.42	1 U	1 U	1 U	1 U	1 U	1 U
Chlorobenzene	100	21,000	1 U	1 U	1 U	1 U	1 U	1 U
Chloroethane	—	—	1 U	1 U	1 U	1 U	1 U	1 U
Chloroform	—	470.8	1 U	1 U	1 U	1 U	1 U	1 U
Chloromethane	—	—	1 U	1 U	1 U	1 U	1 U	1 U
Dibromochloromethane	—	22	1 U	1 U	1 U	1 U	1 U	1 U
Ethylbenzene	700	28,718	1 U	1 U	0.11 J	1 U	1 U	1 U
Methylene Chloride	—	—	5 U	5 U	5 U	5 U	5 U	5 U
Styrene	100	—	1 U	1 U	1 U	1 U	1 U	1 U
Tetrachloroethene	5	8.85	1 U	1 U	1 U	1 U	1 U	1 U
Toluene	1,000	200,000	1 U	1 U	0.7 J	0.99 J	1 U	1 U
Trichloroethene	5	80.7	1 U	1 U	1.4 =	1 U	1 U	0.33 J
Vinyl Chloride	2	525	1 U	1 U	1 U	1 U	1 U	1 U
Xylenes, Total	10,000	—	3 U	3 U	3 U	3 U	3 U	3 U

NOTES:

- ^a U.S. Environmental Protection Agency maximum contaminant level.
^b Georgia Environmental Protection Division water quality standards (Chapter 391-03-6.03).
 BGS Below ground surface.
 MCL Maximum contaminant level.
 SDWA Safe Drinking Water Act.

Laboratory Qualifiers

- U Indicates the compound was not detected at the concentration reported.
 UJ Indicates the compound was not detected above an approximated sample quantitation limit.
 J Indicates the value for the compound is an estimated value.
 = Indicates the compound was detected at the concentration reported.

Table VIII-D. Summary of September 2000 Groundwater Analytical Results (continued)

Well ID: Sample ID Screened Interval (ft BGS): Sample Date: Units:	Federal SDWA MCLs ^a (µg/L)	In-Stream Water Quality Standards ^b (µg/L)	AF-24 AF2442 2.0 – 12.0 28-Sep-00 (µg/L)	AF-25 AF2542 0.5 – 10.5 28-Sep-00 (µg/L)	AF-26 AF2642 2.0 – 12.0 28-Sep-00 (µg/L)	AF-27 AF2742 1.0 – 11.0 28-Sep-00 (µg/L)	AF-28 AF2842 2.0 – 12.0 28-Sep-00 (µg/L)	AF-29 AF2942 2.0 – 12.0 28-Sep-00 (µg/L)
<i>VOLATILE ORGANIC COMPOUNDS</i>								
1,1,1-Trichloroethane	200	—	1 U	1 U	1 U	1 U	1 U	1 U
1,1,2,2-Tetrachloroethane	—	10.8	1 U	1 U	1 U	1 U	1 U	1 U
1,1,2-Trichloroethane	5	41.99	1 U	1 U	1 U	1 U	1 U	1 U
1,1-Dichloroethane	—	—	1 U	1 U	1 U	1 U	1 U	1 U
1,1-Dichloroethene	7	3.2	1 U	1 U	1 U	1 U	1 U	1 U
1,2-Dichloroethane	5	98.6	1 U	1 U	1 U	1 U	1 U	1 U
1,2-Dichloroethene	—	—	2 U	34 =	21.8 =	30.7 =	42.6 =	2.4 =
1,2-Dichloropropane	—	—	1 U	1 U	1 U	1 U	1 U	1 U
1,3- <i>cis</i> -Dichloropropene	—	1,700	1 U	1 U	1 U	1 U	1 U	1 U
1,3- <i>trans</i> -Dichloropropene	—	1,700	1 U	1 U	1 U	1 U	1 U	1 U
2-Butanone	—	—	5 U	5 U	5 U	5 U	5 U	5 U
2-Hexanone	—	—	5 U	5 U	5 U	5 U	5 U	5 U
4-Methyl-2-Pentanone	—	—	5 U	5 U	5 U	5 U	5 U	5 U
Acetone	—	—	5 U	5 U	5 U	5 U	5 U	12.4 U
Benzene	5	71.28	1.0 U	1.6 =	11.2 =	1.9 =	8.6 =	351 =
Bromodichloromethane	—	—	1 U	1 U	1 U	1 U	1 U	1 U
Bromoform	—	360	1 U	1 U	1 U	1 U	1 U	1 U
Bromomethane	—	—	1 U	1 U	1 U	1 U	1 U	1 U
Carbon Disulfide	—	—	5 U	5 U	5 U	5 U	5 U	5 U
Carbon Tetrachloride	5	4.42	1 U	1 U	1 U	1 U	1 U	1 U
Chlorobenzene	100	21,000	1 U	1 U	1 U	1 U	1 U	1 U
Chloroethane	—	—	1 U	1 U	1 U	1 U	1 U	1 U
Chloroform	—	470.8	1 U	1 U	1 U	1 U	1 U	1 U
Chloromethane	—	—	1 U	1 U	1 U	1 U	1 U	1 U
Dibromochloromethane	—	22	1 U	1 U	1 U	1 U	1 U	1 U
Ethylbenzene	700	28,718	1 U	1 U	1 U	1 U	1 U	54.1 =
Methylene Chloride	—	—	5 U	5 U	5 U	5 U	5 U	5 U
Styrene	100	—	1 U	1 U	1 U	1 U	1 U	1 U
Tetrachloroethene	5	8.85	1 U	1 U	1 U	1 U	1 U	1 U
Toluene	1,000	200,000	1 U	1 U	1.9 =	1 U	1.2 =	2.8 =
Trichloroethene	5	80.7	1 U	197 =	102 J	179 =	56.8 =	2.6 =
Vinyl Chloride	2	525	1 U	1 U	1 U	1 U	1 U	0.77 J
Xylenes, Total	10,000	—	3 U	3 U	3 U	3 U	3 U	5.1 =

NOTES:

- ^a U.S. Environmental Protection Agency maximum contaminant level.
^b Georgia Environmental Protection Division water quality standards (Chapter 391-03-6.03).
 BGS Below ground surface.
 MCL Maximum contaminant level.
 SDWA Safe Drinking Water Act.

Laboratory Qualifiers

- U Indicates the compound was not detected at the concentration reported.
 UJ Indicates the compound was not detected above an approximated sample quantitation limit.
 J Indicates the value for the compound is an estimated value.
 = Indicates the compound was detected at the concentration reported.

Table VIII-D. Summary of September 2000 Groundwater Analytical Results (continued)

Well ID: Sample ID Screened Interval (ft BGS): Sample Date: Units:	Federal SDWA MCLs ^a (µg/L)	In-Stream Water Quality Standards ^b (µg/L)	AF-33 AF3342 2.3 – 11.8 28-Sep-00 (µg/L)	AF-34 AF3442 1.4 – 10.9 28-Sep-00 (µg/L)	AF-35 AF3542 1.2 – 10.7 28-Sep-00 (µg/L)	AF-36 AF3642 1.4 – 10.9 28-Sep-00 (µg/L)	AF-37 AF3742 4.4 – 14.3 28-Sep-00 (µg/L)	AF-38 AF3842 4.1 – 14.1 28-Sep-00 (µg/L)
<i>VOLATILE ORGANIC COMPOUNDS</i>								
1,1,1-Trichloroethane	200	—	1 U	1 U	1 U	1 U	1 U	1 U
1,1,2,2-Tetrachloroethane	—	10.8	1 U	1 U	1 U	1 U	1 U	1 U
1,1,2-Trichloroethane	5	41.99	1 U	1 U	1 U	1 U	1 U	1 U
1,1-Dichloroethane	—	—	1 U	2.8 =	1 U	1 U	1 U	1 U
1,1-Dichloroethene	7	3.2	1 U	3.9 =	1 U	1 U	1 U	1 U
1,2-Dichloroethane	5	98.6	1 U	1 U	1 U	1 U	1 U	1 U
1,2-Dichloroethene	—	—	8.1 =	13 =	9.6 =	3.3 =	17.2 =	0.39 J
1,2-Dichloropropane	—	—	1 U	1 U	1 U	1 U	1 U	1 U
1,3- <i>cis</i> -Dichloropropene	—	1,700	1 U	1 U	1 U	1 U	1 U	1 U
1,3- <i>trans</i> -Dichloropropene	—	1,700	1 U	1 U	1 U	1 U	1 U	1 U
2-Butanone	—	—	5 U	5 U	5 U	5 U	5 U	1 U
2-Hexanone	—	—	5 U	5 U	5 U	5 U	5 U	5 U
4-Methyl-2-Pentanone	—	—	5 U	5 U	5 U	5 U	5 U	5 U
Acetone	—	—	5 U	5 U	5 U	6.8 U	5 U	6.8 U
Benzene	5	71.28	1 U	1 U	0.38 J	0.83 J	2.7 =	0.19 J
Bromodichloromethane	—	—	1 U	1 U	1 U	1 U	1 U	1 U
Bromoform	—	360	1 U	1 U	1 U	1 U	1 U	1 U
Bromomethane	—	—	1 U	1 U	1 U	1 U	1 U	1 U
Carbon Disulfide	—	—	5 U	5 U	5 U	5 U	5 U	5 U
Carbon Tetrachloride	5	4.42	1 U	1 U	1 U	1 U	1 U	1 U
Chlorobenzene	100	21,000	1 U	1 U	1 U	1 U	1 U	1 U
Chloroethane	—	—	1 U	1 U	1 U	1 U	1 U	1 U
Chloroform	—	470.8	1 U	1 U	1 U	1 U	1 U	1 U
Chloromethane	—	—	1 U	1 U	1 U	1 U	1 U	1 U
Dibromochloromethane	—	22	1 U	1 U	1 U	1 U	1 U	1 U
Ethylbenzene	700	28,718	1 U	1 U	1 U	1 U	1 U	1 U
Methylene Chloride	—	—	5 U	5 U	5 U	5 U	5 U	5 U
Styrene	100	—	1 U	1 U	1 U	1 U	1 U	1 U
Tetrachloroethene	5	8.85	1 U	1 U	1 U	1 U	1 U	1 U
Toluene	1,000	200,000	1 U	0.47 J	1 U	0.78 J	1.9 =	1.4 =
Trichloroethene	5	80.7	34.4 =	105 J	27.6 =	10.3 =	226 =	1 U
Vinyl Chloride	2	525	1 U	1 U	1 U	1 U	1 U	1 U
Xylenes, Total	10,000	—	3 U	3 U	3 U	3 U	3 U	3 U

NOTES:

- ^a U.S. Environmental Protection Agency maximum contaminant level.
^b Georgia Environmental Protection Division water quality standards (Chapter 391-03-6.03).
 BGS Below ground surface.
 MCL Maximum contaminant level.
 SDWA Safe Drinking Water Act.

Laboratory Qualifiers

- U Indicates the compound was not detected at the concentration reported.
 UJ Indicates the compound was not detected above an approximated sample quantitation limit.
 J Indicates the value for the compound is an estimated value.
 = Indicates the compound was detected at the concentration reported.

Table VIII-D. Summary of September 2000 Groundwater Analytical Results (continued)

Well ID: Sample ID Screened Interval (ft BGS): Sample Date: Units:	Federal SDWA MCLs ^a (µg/L)	In-Stream Water Quality Standards ^b (µg/L)	AF-40 AF4042 28.5 – 33.0 28-Sep-00 (µg/L)	AF-41 AF4142 28.5 – 33.0 28-Sep-00 (µg/L)	AF-42 AF4242 28.5 – 33.0 28-Sep-00 (µg/L)
<i>VOLATILE ORGANIC COMPOUNDS</i>					
1,1,1-Trichloroethane	200	—	1 U	1 U	1 U
1,1,2,2-Tetrachloroethane	—	10.8	1 U	1 U	1 U
1,1,2-Trichloroethane	5	41.99	1 U	1 U	1 U
1,1-Dichloroethane	—	—	1 U	1 U	1 U
1,1-Dichloroethene	7	3.2	1 U	1 U	1 U
1,2-Dichloroethane	5	98.6	1 U	1 U	1 U
1,2-Dichloroethene	—	—	14.6 =	1.7 J	2 U
1,2-Dichloropropane	—	—	1 U	1 U	1 U
1,3- <i>cis</i> -Dichloropropene	—	1,700	1 U	1 U	1 U
1,3- <i>trans</i> -Dichloropropene	—	1,700	1 U	1 U	1 U
2-Butanone	—	—	5 U	5 U	5 U
2-Hexanone	—	—	5 U	5 U	5 U
4-Methyl-2-Pentanone	—	—	5 U	5 U	5 U
Acetone	—	—	5 U	5.2 U	5 U
Benzene	5	71.28	1.8 =	1 U	1 U
Bromodichloromethane	—	—	1 U	1 U	1 U
Bromoform	—	360	1 U	1 U	1 U
Bromomethane	—	—	1 U	1 U	1 U
Carbon Disulfide	—	—	5 U	5 U	5 U
Carbon Tetrachloride	5	4.42	1 U	1 U	1 U
Chlorobenzene	100	21,000	1 U	1 U	1 U
Chloroethane	—	—	1 U	1 U	1 U
Chloroform	—	470.8	1 U	1 U	1 U
Chloromethane	—	—	1 U	1 U	1 U
Dibromochloromethane	—	22	1 U	1 U	1 U
Ethylbenzene	700	28,718	0.45 J	1 U	1 U
Methylene Chloride	—	—	5 U	5 U	5 U
Styrene	100	—	1 U	1 U	1 U
Tetrachloroethene	5	8.85	1 U	1 U	1 U
Toluene	1,000	200,000	1 U	1 U	1 U
Trichloroethene	5	80.7	42.9 =	1.2 =	1 U
Vinyl Chloride	2	525	0.76 J	1 U	1 U
Xylenes, Total	10,000	—	3 U	3 U	3 U

NOTES:

- ^a U.S. Environmental Protection Agency maximum contaminant level.
^b Georgia Environmental Protection Division water quality standards (Chapter 391-03-6.03).
 BGS Below ground surface.
 MCL Maximum contaminant level.
 SDWA Safe Drinking Water Act.

Laboratory Qualifiers

- U Indicates the compound was not detected at the concentration reported.
 UJ Indicates the compound was not detected above an approximated sample quantitation limit.
 J Indicates the value for the compound is an estimated value.
 = Indicates the compound was detected at the concentration reported.

Laboratory analytical data sheets for the groundwater samples collected in September 2000 were provided in the CAP–Part B Addendum #1 report dated June 2001.

THIS PAGE INTENTIONALLY LEFT BLANK.

VERTICAL-PROFILE SAMPLING
NOVEMBER/DECEMBER 2000

THIS PAGE INTENTIONALLY LEFT BLANK.

Table VIII-E. Summary of November/December 2000 Groundwater Analytical Results

Well ID: Sample ID Screened Interval (ft BGS): Sample Date: Units:	Federal SDWA MCLs ^a (µg/L)	In-Stream Water Quality Standards ^b (µg/L)	AF-43 AF4312 4.0 – 9.0 30-Nov-00 (µg/L)	AF-43 AF4322 9.0 – 14.0 30-Nov-00 (µg/L)	AF-43 AF4332 14.0 – 19.0 30-Nov-00 (µg/L)	AF-43 AF4342 19.0 – 24.0 30-Nov-00 (µg/L)	AF-43 AF4352 24.0 – 29.0 30-Nov-00 (µg/L)	AF-43 AF4362 29.0 – 34.0 30-Nov-00 (µg/L)
<i>VOLATILE ORGANIC COMPOUNDS</i>								
1,1,1-Trichloroethane	200	—	1 U	1 U	1 U	1 U	1 U	1 U
1,1,2,2-Tetrachloroethane	—	10.8	1 U	1 U	1 U	1 U	1 U	1 U
1,1,2-Trichloroethane	5	41.99	1 U	1 U	1 U	1 U	1 U	1 U
1,1-Dichloroethane	—	—	1 U	1 U	1 U	1 U	1 U	1.3 =
1,1-Dichloroethene	7	3.2	1 U	1 U	0.51 J	2.3 =	5.4 =	12.8 =
1,2-Dichloroethane	5	98.6	1 U	1 U	1 U	1 U	1 U	1 U
1,2-Dichloroethene	—	—	2 U	0.46 J	5.3 =	20.2 =	103 =	116 =
1,2-Dichloropropane	—	—	1 U	1 U	1 U	1 U	1 U	1 U
1,3- <i>cis</i> -Dichloropropene	—	1,700	1 U	1 U	1 U	1 U	1 U	1 U
1,3- <i>trans</i> -Dichloropropene	—	1,700	1 U	1 U	1 U	1 U	1 U	1 U
2-Butanone	—	—	5 U	1.2 J	5 U	5 U	5 U	5 U
2-Hexanone	—	—	5 U	5 U	5 U	5 U	5 U	5 U
4-Methyl-2-Pentanone	—	—	5 U	5 U	5 U	5 U	5 U	5 U
Acetone	—	—	11 =	3.6 J	1.6 J	1.8 J	2 J	1.8 J
Benzene	5	71.28	1 U	1 U	1 U	0.68 J	1 U	1 U
Bromodichloromethane	—	—	1 U	1 U	1 U	1 U	1 U	1 U
Bromoform	—	360	1 U	1 U	1 U	1 U	1 U	1 U
Bromomethane	—	—	1 U	1 U	1 U	1 U	1 U	1 U
Carbon Disulfide	—	—	5 U	5 U	5 U	5 U	5 U	5 U
Carbon Tetrachloride	5	4.42	1 U	1 U	1 U	1 U	1 U	1 U
Chlorobenzene	100	21,000	1 U	1 U	1 U	1 U	1 U	1 U
Chloroethane	—	—	1 U	1 U	1 U	1 U	1 U	1 U
Chloroform	—	470.8	1 U	1 U	1 U	1 U	1 U	1 U
Chloromethane	—	—	1 U	1 U	1 U	1 U	1 U	1 U
Dibromochloromethane	—	22	1 U	1 U	1 U	1 U	1 U	1 U
Ethylbenzene	700	28,718	1 U	1 U	1 U	1 U	1 U	1 U
Methylene Chloride	—	—	5 U	5 U	5 U	5 U	5 U	5 U
Styrene	100	—	1 U	1 U	1 U	1 U	1 U	1 U
Tetrachloroethene	5	8.85	1 U	1 U	1 U	1 U	1 U	1 U
Toluene	1,000	200,000	1 U	1 U	1 U	1 U	0.27 J	1 U
Trichloroethene	5	80.7	1 U	1.2 =	304 =	2,600 =	2,140 =	2,030 =
Vinyl Chloride	2	525	1 U	1 U	1 U	1 U	1 U	1 U
Xylenes, Total	10,000	—	3 U	5 U	3 U	3 U	3 U	3 U

NOTES:

- ^a U.S. Environmental Protection Agency maximum contaminant level.
^b Georgia Environmental Protection Division water quality standards (Chapter 391-03-6.03).
BGS Below ground surface.
MCL Maximum contaminant level.
SDWA Safe Drinking Water Act.

Laboratory Qualifiers

- U Indicates the compound was not detected at the concentration reported.
UJ Indicates the compound was not detected above an approximated sample quantitation limit.
J Indicates the value for the compound is an estimated value.
= Indicates the compound was detected at the concentration reported.

Table VIII-E. Summary of November/December 2000 Groundwater Analytical Results (continued)

Well ID: Sample ID Screened Interval (ft BGS): Sample Date: Units:	Federal SDWA MCLs ^a (µg/L)	In-Stream Water Quality Standards ^b (µg/L)	AF-43 AF4372 34.0 – 39.0 30-Nov-00 (µg/L)	AF-43 AF4382 39.0 – 44.0 30-Nov-00 (µg/L)	AF-43 AF4392 44.0 – 49.0 30-Nov-00 (µg/L)	AF-44 AF4412 4.0 – 9.0 01-Dec-00 (µg/L)	AF-44 AF4422 9.0 – 14.0 01-Dec-00 (µg/L)	AF-44 AF4432 14.0 – 19.0 01-Dec-00 (µg/L)
<i>VOLATILE ORGANIC COMPOUNDS</i>								
1,1,1-Trichloroethane	200	—	1 U	1 U	1 U	1 U	1 U	1 U
1,1,2,2-Tetrachloroethane	—	10.8	1 U	1 U	1 U	1 U	1 U	1 U
1,1,2-Trichloroethane	5	41.99	1 U	1 U	1 U	1 U	1 U	1 U
1,1-Dichloroethane	—	—	0.9 J	1 U	1 U	1 U	1 U	1 U
1,1-Dichloroethene	7	3.2	7.2 =	0.1 J	1 U	1 U	1 U	1 U
1,2-Dichloroethane	5	98.6	1 U	1 U	1 U	1 U	1 U	1 U
1,2-Dichloroethene	—	—	68.2 =	9.8 =	5.4 =	7 =	2.8 =	2 U
1,2-Dichloropropane	—	—	1 U	1 U	1 U	1 U	1 U	1 U
1,3- <i>cis</i> -Dichloropropene	—	1,700	1 U	1 U	1 U	1 U	1 U	1 U
1,3- <i>trans</i> -Dichloropropene	—	1,700	1 U	1 U	1 U	1 U	1 U	1 U
2-Butanone	—	—	5 U	5 U	5 U	5 U	5 U	5 U
2-Hexanone	—	—	5 U	5 U	5 U	5 U	5 U	5 U
4-Methyl-2-Pentanone	—	—	5 U	5 U	5 U	5 U	5 U	5 U
Acetone	—	—	2.9 J	2 J	5 U	5 U	5 U	5 U
Benzene	5	71.28	1 U	1 U	1 U	1 U	1 U	1 U
Bromodichloromethane	—	—	1 U	1 U	1 U	1 U	1 U	1 U
Bromoform	—	360	1 U	1 U	1 U	1 U	1 U	1 U
Bromomethane	—	—	1 U	1 U	1 U	1 U	1 U	1 U
Carbon Disulfide	—	—	5 U	5 U	5 U	5 U	5 U	5 U
Carbon Tetrachloride	5	4.42	1 U	1 U	1 U	1 U	1 U	1 U
Chlorobenzene	100	21,000	1 U	1 U	1 U	1 U	1 U	1 U
Chloroethane	—	—	1 U	1 U	1 U	1 U	1 U	1 U
Chloroform	—	470.8	1 U	1 U	1 U	1 U	1 U	1 U
Chloromethane	—	—	1 U	1 U	1 U	1 U	1 U	1 U
Dibromochloromethane	—	22	1 U	1 U	1 U	1 U	1 U	1 U
Ethylbenzene	700	28,718	1 U	1 U	0.062 J	1 U	0.072 J	1 U
Methylene Chloride	—	—	5 U	5 U	5 U	5 U	5 U	5 U
Styrene	100	—	1 U	1 U	1 U	1 U	1 U	1 U
Tetrachloroethene	5	8.85	1 U	1 U	1 U	1 U	1 U	1 U
Toluene	1,000	200,000	1 U	1 U	0.45 J	1 U	0.29 J	1 U
Trichloroethene	5	80.7	883 =	213 J	71.2 =	14.3 =	80.1 =	13 =
Vinyl Chloride	2	525	1 U	1 U	1 U	1 U	1 U	1 U
Xylenes, Total	10,000	—	3 U	3 U	0.32 J	3 U	0.46 J	3 U

NOTES:

- ^a U.S. Environmental Protection Agency maximum contaminant level.
^b Georgia Environmental Protection Division water quality standards (Chapter 391-03-6.03).
BGS Below ground surface.
MCL Maximum contaminant level.
SDWA Safe Drinking Water Act.

Laboratory Qualifiers

- U Indicates the compound was not detected at the concentration reported.
UJ Indicates the compound was not detected above an approximated sample quantitation limit.
J Indicates the value for the compound is an estimated value.
= Indicates the compound was detected at the concentration reported.

Table VIII-E. Summary of November/December 2000 Groundwater Analytical Results (continued)

Well ID: Sample ID	Federal SDWA MCLs ^a	In-Stream Water Quality Standards ^b	AF-44 AF4442 19.0 – 24.0 01-Dec-00 (µg/L)	AF-44 AF4452 24.0 – 29.0 01-Dec-00 (µg/L)	AF-44 AF4462 29.0 – 34.0 01-Dec-00 (µg/L)	AF-44 AF4472 34.0 – 39.0 01-Dec-00 (µg/L)	AF-44 AF4482 39.0 – 44.0 01-Dec-00 (µg/L)	AF-44 AF4492 44.0 – 49.0 01-Dec-00 (µg/L)
VOLATILE ORGANIC COMPOUNDS								
1,1,1-Trichloroethane	200	—	1 U	1 U	1 U	1 U	1 U	1 U
1,1,2,2-Tetrachloroethane	—	10.8	1 U	1 U	1 U	1 U	1 U	1 U
1,1,2-Trichloroethane	5	41.99	1 U	1 U	1 U	1 U	1 U	1 U
1,1-Dichloroethane	—	—	1 U	1 U	1 U	1 U	1 U	1 U
1,1-Dichloroethene	7	3.2	1 U	1 U	1 U	3.2 =	0.84 J	1 U
1,2-Dichloroethane	5	98.6	1 U	1 U	1 U	1 U	1 U	1 U
1,2-Dichloroethene	—	—	5.6 =	7 =	1.1 J	104 =	38.6 =	9.2 =
1,2-Dichloropropane	—	—	1 U	1 U	1 U	1 U	1 U	1 U
1,3- <i>cis</i> -Dichloropropene	—	1,700	1 U	1 U	1 U	1 U	1 U	1 U
1,3- <i>trans</i> -Dichloropropene	—	1,700	1 U	1 U	1 U	1 U	1 U	1 U
2-Butanone	—	—	5 U	5 U	5 U	5 U	2.4 J	1.4 J
2-Hexanone	—	—	5 U	5 U	5 U	5 U	5 U	2.2 J
4-Methyl-2-Pentanone	—	—	5 U	5 U	5 U	5 U	5 U	5 U
Acetone	—	—	5 U	5 U	5 U	1.8 J	4.3 J	4.5 J
Benzene	5	71.28	1 U	1 U	1 U	0.16 J	0.31 J	1 U
Bromodichloromethane	—	—	1 U	1 U	1 U	1 U	1 U	1 U
Bromoform	—	360	1 U	1 U	1 U	1 U	1 U	1 U
Bromomethane	—	—	1 U	1 U	1 U	1 U	1 U	1 U
Carbon Disulfide	—	—	5 U	5 U	5 U	5 U	5 U	5 U
Carbon Tetrachloride	5	4.42	1 U	1 U	1 U	1 U	1 U	1 U
Chlorobenzene	100	21,000	1 U	1 U	1 U	1 U	1 U	1 U
Chloroethane	—	—	1 U	1 U	1 U	1 U	1 U	1 U
Chloroform	—	470.8	1 U	1 U	1 U	1 U	1 U	1 U
Chloromethane	—	—	1 U	1 U	1 U	1 U	1 U	1 U
Dibromochloromethane	—	22	1 U	1 U	1 U	1 U	1 U	1 U
Ethylbenzene	700	28,718	1 U	1 U	1 U	1 U	0.11 J	1 U
Methylene Chloride	—	—	5 U	5 U	5 U	5 U	5 U	5 U
Styrene	100	—	1 U	1 U	1 U	1 U	1 U	1 U
Tetrachloroethene	5	8.85	1 U	1 U	1 U	1 U	1 U	1 U
Toluene	1,000	200,000	0.31 J	0.3 J	0.38 J	1 U	0.48 J	1 U
Trichloroethene	5	80.7	54.9 =	33.5 =	0.83 J	790 =	346 =	60.8 =
Vinyl Chloride	2	525	1 U	1 U	1 U	1 U	1 U	1 U
Xylenes, Total	10,000	—	3 U	3 U	3 U	3 U	3 U	3 U

NOTES:

- ^a U.S. Environmental Protection Agency maximum contaminant level.
^b Georgia Environmental Protection Division water quality standards (Chapter 391-03-6.03).
BGS Below ground surface.
MCL Maximum contaminant level.
SDWA Safe Drinking Water Act.

Laboratory Qualifiers

- U Indicates the compound was not detected at the concentration reported.
UJ Indicates the compound was not detected above an approximated sample quantitation limit.
J Indicates the value for the compound is an estimated value.
= Indicates the compound was detected at the concentration reported.

Table VIII-E. Summary of November/December 2000 Groundwater Analytical Results (continued)

Well ID: Sample ID Screened Interval (ft BGS): Sample Date: Units:	Federal SDWA MCLs ^a (µg/L)	In-Stream Water Quality Standards ^b (µg/L)	AF-45 AF4512 4.0 – 9.0 01-Dec-00 (µg/L)	AF-45 AF4522 9.0 – 14.0 01-Dec-00 (µg/L)	AF-45 AF4532 14.0 – 19.0 01-Dec-00 (µg/L)	AF-45 AF4542 19.0 – 24.0 01-Dec-00 (µg/L)	AF-45 AF4552 24.0 – 29.0 01-Dec-00 (µg/L)	AF-45 AF4562 29.0 – 34.0 01-Dec-00 (µg/L)
<i>VOLATILE ORGANIC COMPOUNDS</i>								
1,1,1-Trichloroethane	200	—	1 U	1 U	1 U	1 U	1 U	1 U
1,1,2,2-Tetrachloroethane	—	10.8	1 U	1 U	1 U	1 U	1 U	1 U
1,1,2-Trichloroethane	5	41.99	1 U	1 U	1 U	1 U	1 U	1 U
1,1-Dichloroethane	—	—	1 U	1 U	1 U	1 U	1 U	1 U
1,1-Dichloroethene	7	3.2	1 U	0.17 J	1 U	0.63 J	3.8 =	4.7 =
1,2-Dichloroethane	5	98.6	1 U	1 U	1 U	1 U	1 U	1 U
1,2-Dichloroethene	—	—	10.3 =	7.6 =	1.5 J	67.5 =	279 =	206 =
1,2-Dichloropropane	—	—	1 U	1 U	1 U	1 U	1 U	1 U
1,3- <i>cis</i> -Dichloropropene	—	1,700	1 U	1 U	1 U	1 U	1 U	1 U
1,3- <i>trans</i> -Dichloropropene	—	1,700	1 U	1 U	1 U	1 U	1 U	1 U
2-Butanone	—	—	5 U	5 U	5 U	5 U	5 U	5 U
2-Hexanone	—	—	5 U	5 U	5 U	5 U	5 U	5 U
4-Methyl-2-Pentanone	—	—	5 U	5 U	5 U	5 U	5 U	5 U
Acetone	—	—	5 U	5 U	5 U	5 U	5 U	5 U
Benzene	5	71.28	1.8 =	4.2 =	0.99 J	0.33 J	0.24 J	0.19 J
Bromodichloromethane	—	—	1 U	1 U	1 U	1 U	1 U	1 U
Bromoform	—	360	1 U	1 U	1 U	1 U	1 U	1 U
Bromomethane	—	—	1 U	1 U	1 U	1 U	1 U	1 U
Carbon Disulfide	—	—	0.41 J	0.59 J	5 U	5 U	5 U	5 U
Carbon Tetrachloride	5	4.42	1 U	1 U	1 U	1 U	1 U	1 U
Chlorobenzene	100	21,000	1 U	1 U	1 U	1 U	1 U	1 U
Chloroethane	—	—	1 U	1 U	1 U	1 U	1 U	1 U
Chloroform	—	470.8	1 U	1 U	1 U	1 U	1 U	1 U
Chloromethane	—	—	1 U	1 U	1 U	1 U	1 U	1 U
Dibromochloromethane	—	22	1 U	1 U	1 U	1 U	1 U	1 U
Ethylbenzene	700	28,718	1 U	1 U	1 U	1 U	1 U	1 U
Methylene Chloride	—	—	5 U	5 U	5 U	5 U	5 U	5 U
Styrene	100	—	1 U	1 U	1 U	1 U	1 U	1 U
Tetrachloroethene	5	8.85	1 U	1 U	1 U	1 U	1 U	1 U
Toluene	1,000	200,000	0.39 J	1 U	1 U	1 U	1 U	1 U
Trichloroethene	5	80.7	1.9 =	47.2 =	18.3 =	428 =	1,510 =	1,490 =
Vinyl Chloride	2	525	1 U	1 U	1 U	1 U	0.27 J	0.24 J
Xylenes, Total	10,000	—	3 U	3 U	3 U	3 U	3 U	3 U

NOTES:

- ^a U.S. Environmental Protection Agency maximum contaminant level.
^b Georgia Environmental Protection Division water quality standards (Chapter 391-03-6.03).
BGS Below ground surface.
MCL Maximum contaminant level.
SDWA Safe Drinking Water Act.

Laboratory Qualifiers

- U Indicates the compound was not detected at the concentration reported.
UJ Indicates the compound was not detected above an approximated sample quantitation limit.
J Indicates the value for the compound is an estimated value.
= Indicates the compound was detected at the concentration reported.

Table VIII-E. Summary of November/December 2000 Groundwater Analytical Results (continued)

Well ID: Sample ID Screened Interval (ft BGS): Sample Date: Units:	Federal SDWA MCLs ^a (µg/L)	In-Stream Water Quality Standards ^b (µg/L)	AF-45 AF4572 34.0 – 39.0 02-Dec-00 (µg/L)	AF-45 AF4582 39.0 – 44.0 02-Dec-00 (µg/L)	AF-45 AF4592 44.0 – 49.0 02-Dec-00 (µg/L)	AF-46 AF4612 6.0 – 10.0 02-Dec-00 (µg/L)	AF-46 AF4622 11.0 – 15.0 02-Dec-00 (µg/L)	AF-46 AF4632 16.0 – 20.0 02-Dec-00 (µg/L)
<i>VOLATILE ORGANIC COMPOUNDS</i>								
1,1,1-Trichloroethane	200	—	2 U	1 U	1 U	1 U	1 U	1 U
1,1,2,2-Tetrachloroethane	—	10.8	2 U	1 U	1 U	1 U	1 U	1 U
1,1,2-Trichloroethane	5	41.99	2 U	1 U	1 U	1 U	1 U	1 U
1,1-Dichloroethane	—	—	2 U	1 U	1 U	1 U	1 U	1 U
1,1-Dichloroethene	7	3.2	2 U	1 U	1 U	1 U	1 U	1 U
1,2-Dichloroethane	5	98.6	2 U	1 U	1 U	1 U	1 U	1 U
1,2-Dichloroethene	—	—	15.2 =	5.9 =	2 U	0.73 J	1.4 J	2 U
1,2-Dichloropropane	—	—	2 U	1 U	1 U	1 U	1 U	1 U
1,3- <i>cis</i> -Dichloropropene	—	1,700	2 U	1 U	1 U	1 U	1 U	1 U
1,3- <i>trans</i> -Dichloropropene	—	1,700	2 U	1 U	1 U	1 U	1 U	1 U
2-Butanone	—	—	10 U	5 U	5 U	5 U	5 U	5 U
2-Hexanone	—	—	10 U	5 U	5 U	5 U	5 U	5 U
4-Methyl-2-Pentanone	—	—	10 U	5 U	5 U	5 U	5 U	5 U
Acetone	—	—	10 U	5 U	5 U	5 U	5 U	5 U
Benzene	5	71.28	2 U	1 U	1 U	0.22 J	0.65 J	0.3 J
Bromodichloromethane	—	—	2 U	1 U	1 U	1 U	1 U	1 U
Bromoform	—	360	2 U	1 U	1 U	1 U	1 U	1 U
Bromomethane	—	—	2 U	1 U	1 U	1 U	1 U	1 U
Carbon Disulfide	—	—	10 U	5 U	5 U	5 U	0.84 J	5 U
Carbon Tetrachloride	5	4.42	2 U	1 U	1 U	1 U	1 U	1 U
Chlorobenzene	100	21,000	2 U	1 U	1 U	1 U	1 U	1 U
Chloroethane	—	—	2 U	1 U	1 U	1 U	1 U	1 U
Chloroform	—	470.8	2 U	1 U	1 U	1 U	1 U	1 U
Chloromethane	—	—	2 U	1 U	1 U	1 U	1 U	1 U
Dibromochloromethane	—	22	2 U	1 U	1 U	1 U	1 U	1 U
Ethylbenzene	700	28,718	2 U	1 U	1 U	1 U	1 U	1 U
Methylene Chloride	—	—	10 U	5 U	5 U	5 U	5 U	5 U
Styrene	100	—	2 U	1 U	1 U	1 U	1 U	1 U
Tetrachloroethene	5	8.85	2 U	1 U	1 U	1 U	1 U	1 U
Toluene	1,000	200,000	0.66 J	1 U	1 U	1 U	1 U	1 U
Trichloroethene	5	80.7	181 =	48.4 =	0.59 J	1 U	3.9 =	2.6 =
Vinyl Chloride	2	525	2 U	1 U	1 U	1 U	1 U	1 U
Xylenes, Total	10,000	—	6 U	3 U	3 U	3 U	3 U	3 U

NOTES:

- ^a U.S. Environmental Protection Agency maximum contaminant level.
^b Georgia Environmental Protection Division water quality standards (Chapter 391-03-6.03).
BGS Below ground surface.
MCL Maximum contaminant level.
SDWA Safe Drinking Water Act.

Laboratory Qualifiers

- U Indicates the compound was not detected at the concentration reported.
UJ Indicates the compound was not detected above an approximated sample quantitation limit.
J Indicates the value for the compound is an estimated value.
= Indicates the compound was detected at the concentration reported.

Table VIII-E. Summary of November/December 2000 Groundwater Analytical Results (continued)

Well ID: Sample ID	Federal SDWA MCLs ^a	In-Stream Water Quality Standards ^b	AF-46 AF4642 21.0 – 25.0 02-Dec-00 (µg/L)	AF-46 AF4652 26.0 – 30.0 02-Dec-00 (µg/L)	AF-46 AF4662 31.0 – 35.0 02-Dec-00 (µg/L)	AF-46 AF4672 36.0 – 40.0 02-Dec-00 (µg/L)	AF-46 AF4682 41.0 – 45.0 02-Dec-00 (µg/L)	AF-46 AF4692 46.0 – 50.0 02-Dec-00 (µg/L)
VOLATILE ORGANIC COMPOUNDS								
1,1,1-Trichloroethane	200	—	1 U	1 U	1 U	1 U	1 U	1 U
1,1,2,2-Tetrachloroethane	—	10.8	1 U	1 U	1 U	1 U	1 U	1 U
1,1,2-Trichloroethane	5	41.99	1 U	1 U	1 U	1 U	1 U	1 U
1,1-Dichloroethane	—	—	1 U	1 U	1 U	1 U	1 U	1 U
1,1-Dichloroethene	7	3.2	1 U	1 U	1 U	1 U	1 U	1 U
1,2-Dichloroethane	5	98.6	1 U	1 U	1 U	1 U	1 U	1 U
1,2-Dichloroethene	—	—	1.4 J	2.3 =	0.46 J	2 U	2 U	2 U
1,2-Dichloropropane	—	—	1 U	1 U	1 U	1 U	1 U	1 U
1,3- <i>cis</i> -Dichloropropene	—	1,700	1 U	1 U	1 U	1 U	1 U	1 U
1,3- <i>trans</i> -Dichloropropene	—	1,700	1 U	1 U	1 U	1 U	1 U	1 U
2-Butanone	—	—	5 U	5 U	5 U	5 U	5 U	5 U
2-Hexanone	—	—	5 U	5 U	5 U	5 U	5 U	5 U
4-Methyl-2-Pentanone	—	—	5 U	5 U	5 U	5 U	5 U	5 U
Acetone	—	—	5 U	5 U	5 U	5 U	5 U	5 U
Benzene	5	71.28	0.63 J	0.16 J	1 U	1 U	1 U	1 U
Bromodichloromethane	—	—	1 U	1 U	1 U	1 U	1 U	1 U
Bromoform	—	360	1 U	1 U	1 U	1 U	1 U	1 U
Bromomethane	—	—	1 U	1 U	1 U	1 U	1 U	1 U
Carbon Disulfide	—	—	5 U	5 U	5 U	5 U	5 U	5 U
Carbon Tetrachloride	5	4.42	1 U	1 U	1 U	1 U	1 U	1 U
Chlorobenzene	100	21,000	1 U	1 U	1 U	1 U	1 U	1 U
Chloroethane	—	—	1 U	1 U	1 U	1 U	1 U	1 U
Chloroform	—	470.8	1 U	1 U	1 U	1 U	1 U	1 U
Chloromethane	—	—	1 U	1 U	1 U	1 U	1 U	1 U
Dibromochloromethane	—	22	1 U	1 U	1 U	1 U	1 U	1 U
Ethylbenzene	700	28,718	1 U	1 U	1 U	1 U	1 U	1 U
Methylene Chloride	—	—	5 U	5 U	5 U	5 U	5 U	5 U
Styrene	100	—	1 U	1 U	1 U	1 U	1 U	1 U
Tetrachloroethene	5	8.85	1 U	1 U	1 U	1 U	1 U	1 U
Toluene	1,000	200,000	1 U	1 U	1 U	1 U	1 U	1 U
Trichloroethene	5	80.7	4.6 =	1.2 =	1 U	1 U	0.61 J	1 U
Vinyl Chloride	2	525	1 U	1 U	1 U	1 U	1 U	1 U
Xylenes, Total	10,000	—	3 U	3 U	3 U	3 U	3 U	3 U

NOTES:

- ^a U.S. Environmental Protection Agency maximum contaminant level.
^b Georgia Environmental Protection Division water quality standards (Chapter 391-03-6.03).
 BGS Below ground surface.
 MCL Maximum contaminant level.
 SDWA Safe Drinking Water Act.

Laboratory Qualifiers

- U Indicates the compound was not detected at the concentration reported.
 UJ Indicates the compound was not detected above an approximated sample quantitation limit.
 J Indicates the value for the compound is an estimated value.
 = Indicates the compound was detected at the concentration reported.

Table VIII-E. Summary of November/December 2000 Groundwater Analytical Results (continued)

Well ID: Sample ID Screened Interval (ft BGS): Sample Date: Units:	Federal SDWA MCLs ^a (µg/L)	In-Stream Water Quality Standards ^b (µg/L)	AF-47 AF4722 11.0 – 15.0 02-Dec-00 (µg/L)	AF-47 AF4732 16.0 – 20.0 02-Dec-00 (µg/L)	AF-47 AF4742 21.0 – 25.0 02-Dec-00 (µg/L)	AF-47 AF4752 26.0 – 30.0 02-Dec-00 (µg/L)	AF-47 AF4762 31.0 – 35.0 03-Dec-00 (µg/L)	AF-47 AF4772 36.0 – 40.0 03-Dec-00 (µg/L)
<i>VOLATILE ORGANIC COMPOUNDS</i>								
1,1,1-Trichloroethane	200	—	1 U	1 U	1 U	1 U	1 U	1 U
1,1,2,2-Tetrachloroethane	—	10.8	1 U	1 U	1 U	1 U	1 U	1 U
1,1,2-Trichloroethane	5	41.99	1 U	1 U	1 U	1 U	1 U	1 U
1,1-Dichloroethane	—	—	1 U	1 U	1 U	1 U	1 U	1 U
1,1-Dichloroethene	7	3.2	1 U	1 U	1 U	1 U	1 U	1 U
1,2-Dichloroethane	5	98.6	1 U	0.51 J	1 U	1 U	1 U	1 U
1,2-Dichloroethene	—	—	0.84 J	2 U	2 U	2 U	2 U	2 U
1,2-Dichloropropane	—	—	0.3 J	1 U	1 U	1 U	1 U	1 U
1,3- <i>cis</i> -Dichloropropene	—	1,700	1 U	1 U	1 U	1 U	1 U	1 U
1,3- <i>trans</i> -Dichloropropene	—	1,700	1 U	1 U	1 U	1 U	1 U	1 U
2-Butanone	—	—	5 U	5 U	5 U	5 U	5 U	5 U
2-Hexanone	—	—	5 U	5 U	5 U	5 U	5 U	5 U
4-Methyl-2-Pentanone	—	—	5 U	5 U	5 U	5 U	5 U	5 U
Acetone	—	—	5 U	5 U	5 U	5 U	5 U	5 U
Benzene	5	71.28	1.2 =	0.21 J	1 U	1 U	1 U	1 U
Bromodichloromethane	—	—	1 U	1 U	1 U	1 U	1 U	1 U
Bromoform	—	360	1 U	1 U	1 U	1 U	1 U	1 U
Bromomethane	—	—	1 U	1 U	1 U	1 U	1 U	1 U
Carbon Disulfide	—	—	5 U	5 U	5 U	5 U	5 U	5 U
Carbon Tetrachloride	5	4.42	1 U	1 U	1 U	1 U	1 U	1 U
Chlorobenzene	100	21,000	1 U	1 U	1 U	1 U	1 U	1 U
Chloroethane	—	—	1 U	1 U	1 U	1 U	1 U	1 U
Chloroform	—	470.8	1 U	1 U	1 U	1 U	1 U	1 U
Chloromethane	—	—	1 U	1 U	1 U	1 U	1 U	1 U
Dibromochloromethane	—	22	1 U	1 U	1 U	1 U	1 U	1 U
Ethylbenzene	700	28,718	1 U	1 U	1 U	1 U	1 U	1 U
Methylene Chloride	—	—	5 U	5 U	5 U	5 U	5 U	5 U
Styrene	100	—	1 U	1 U	1 U	1 U	1 U	1 U
Tetrachloroethene	5	8.85	1 U	1 U	1 U	1 U	1 U	1 U
Toluene	1,000	200,000	1 U	1 U	1 U	1 U	1 U	1 U
Trichloroethene	5	80.7	3 =	0.27 J	1 U	1 U	1 U	1 U
Vinyl Chloride	2	525	1 U	1 U	1 U	1 U	1 U	1 U
Xylenes, Total	10,000	—	5 U	3 U	3 U	3 U	3 U	3 U

NOTES:

- ^a U.S. Environmental Protection Agency maximum contaminant level.
^b Georgia Environmental Protection Division water quality standards (Chapter 391-03-6.03).
BGS Below ground surface.
MCL Maximum contaminant level.
SDWA Safe Drinking Water Act.

Laboratory Qualifiers

- U Indicates the compound was not detected at the concentration reported.
UJ Indicates the compound was not detected above an approximated sample quantitation limit.
J Indicates the value for the compound is an estimated value.
= Indicates the compound was detected at the concentration reported.

Table VIII-E. Summary of November/December 2000 Groundwater Analytical Results (continued)

Well ID: Sample ID Screened Interval (ft BGS): Sample Date: Units:	Federal SDWA MCLs ^a (µg/L)	In-Stream Water Quality Standards ^b (µg/L)	AF-47 AF4782 41.0 – 45.0 03-Dec-00 (µg/L)	AF-47 AF4792 46.0 – 50.0 03-Dec-00 (µg/L)	AF-48 AF4812 5.0 – 10.0 04-Dec-00 (µg/L)	AF-48 AF4822 10.0 – 15.0 04-Dec-00 (µg/L)	AF-48 AF4832 15.0 – 20.0 04-Dec-00 (µg/L)	AF-48 AF4842 20.0 – 25.0 04-Dec-00 (µg/L)
<i>VOLATILE ORGANIC COMPOUNDS</i>								
1,1,1-Trichloroethane	200	—	1 U	1 U	1 U	1 U	1 U	1 U
1,1,2,2-Tetrachloroethane	—	10.8	1 U	1 U	1 U	1 U	1 U	1 U
1,1,2-Trichloroethane	5	41.99	1 U	1 U	1 U	1 U	1 U	1 U
1,1-Dichloroethane	—	—	1 U	1 U	1 U	1 U	1 U	1 U
1,1-Dichloroethene	7	3.2	1 U	1 U	1 U	1 U	1 U	1 U
1,2-Dichloroethane	5	98.6	1 U	1 U	1 U	1 U	1 U	1 U
1,2-Dichloroethene	—	—	2 U	2 U	6.7 =	9.6 =	2 U	2 U
1,2-Dichloropropane	—	—	1 U	1 U	1 U	1 U	1 U	1 U
1,3- <i>cis</i> -Dichloropropene	—	1,700	1 U	1 U	1 U	1 U	1 U	1 U
1,3- <i>trans</i> -Dichloropropene	—	1,700	1 U	1 U	1 U	1 U	1 U	1 U
2-Butanone	—	—	5 U	5 U	5 U	5 U	5 U	5 U
2-Hexanone	—	—	5 U	5 U	5 U	5 U	5 U	5 U
4-Methyl-2-Pentanone	—	—	5 U	5 U	5 U	5 U	5 U	5 U
Acetone	—	—	5 U	5 U	2.4 J	5 U	5 U	5 U
Benzene	5	71.28	1 U	1 U	0.88 J	0.63 J	1 U	1 U
Bromodichloromethane	—	—	1 U	1 U	1 U	1 U	1 U	1 U
Bromoform	—	360	1 U	1 U	1 U	1 U	1 U	1 U
Bromomethane	—	—	1 U	1 U	1 U	1 U	1 U	1 U
Carbon Disulfide	—	—	5 U	5 U	5 U	5 U	5 U	5 U
Carbon Tetrachloride	5	4.42	1 U	1 U	1 U	1 U	1 U	1 U
Chlorobenzene	100	21,000	1 U	1 U	1 U	1 U	1 U	1 U
Chloroethane	—	—	1 U	1 U	1 U	1 U	1 U	1 U
Chloroform	—	470.8	1 U	1 U	1 U	1 U	1 U	1 U
Chloromethane	—	—	1 U	1 U	1 U	1 U	1 U	1 U
Dibromochloromethane	—	22	1 U	1 U	1 U	1 U	1 U	1 U
Ethylbenzene	700	28,718	1 U	1 U	1.6 =	0.14 J	1 U	1 U
Methylene Chloride	—	—	5 U	5 U	5 U	5 U	5 U	5 U
Styrene	100	—	1 U	1 U	1 U	1 U	1 U	1 U
Tetrachloroethene	5	8.85	1 U	1 U	1 U	1 U	1 U	1 U
Toluene	1,000	200,000	1.1 U	1 U	8.9 =	1.6 U	1.4 U	1 U
Trichloroethene	5	80.7	1 U	1 U	5.9 =	155 =	1 U	1 U
Vinyl Chloride	2	525	1 U	1 U	1 U	1 U	1 U	1 U
Xylenes, Total	10,000	—	3 U	3 U	7.3 =	0.42 J	0.4 J	3 U

NOTES:

- ^a U.S. Environmental Protection Agency maximum contaminant level.
^b Georgia Environmental Protection Division water quality standards (Chapter 391-03-6.03).
BGS Below ground surface.
MCL Maximum contaminant level.
SDWA Safe Drinking Water Act.

Laboratory Qualifiers

- U Indicates the compound was not detected at the concentration reported.
UJ Indicates the compound was not detected above an approximated sample quantitation limit.
J Indicates the value for the compound is an estimated value.
= Indicates the compound was detected at the concentration reported.

Table VIII-E. Summary of November/December 2000 Groundwater Analytical Results (continued)

Well ID: Sample ID	Federal SDWA MCLs ^a	In-Stream Water Quality Standards ^b	AF-48 AF4852 25.0 – 30.0 04-Dec-00 (µg/L)	AF-48 AF4862 30.0 – 35.0 04-Dec-00 (µg/L)	AF-48 AF4872 35.0 – 40.0 04-Dec-00 (µg/L)	AF-48 AF4882 40.0 – 45.0 04-Dec-00 (µg/L)	AF-48 AF4892 45.0 – 50.0 04-Dec-00 (µg/L)	AF-49 AF4912 6.0 – 10.0 03-Dec-00 (µg/L)
<i>VOLATILE ORGANIC COMPOUNDS</i>								
1,1,1-Trichloroethane	200	—	1 U	1 U	1 U	1 U	1 U	1 U
1,1,2,2-Tetrachloroethane	—	10.8	1 U	1 U	1 U	1 U	1 U	1 U
1,1,2-Trichloroethane	5	41.99	1 U	1 U	1 U	1 U	1 U	1 U
1,1-Dichloroethane	—	—	1 U	1 U	1 U	1 U	1 U	1 U
1,1-Dichloroethene	7	3.2	1 U	1 U	1 U	1 U	1 U	1 U
1,2-Dichloroethane	5	98.6	1 U	1 U	1 U	1 U	1 U	1 U
1,2-Dichloroethene	—	—	2 U	2 U	2 U	2 U	2 U	1.4 J
1,2-Dichloropropane	—	—	1 U	1 U	1 U	1 U	1 U	1 U
1,3-cis-Dichloropropene	—	1,700	1 U	1 U	1 U	1 U	1 U	1 U
1,3-trans-Dichloropropene	—	1,700	1 U	1 U	1 U	1 U	1 U	1 U
2-Butanone	—	—	5 U	5 U	5 U	5 U	5 U	2.4 J
2-Hexanone	—	—	5 U	5 U	5 U	5 U	5 U	5 U
4-Methyl-2-Pentanone	—	—	5 U	5 U	5 U	5 U	5 U	5 U
Acetone	—	—	5 U	5 U	5 U	5 U	5 U	9.8 U
Benzene	5	71.28	1 U	1 U	1 U	1 U	1 U	1 U
Bromodichloromethane	—	—	1 U	1 U	1 U	1 U	1 U	1 U
Bromoform	—	360	1 U	1 U	1 U	1 U	1 U	1 U
Bromomethane	—	—	1 U	1 U	1 U	1 U	1 U	1 U
Carbon Disulfide	—	—	5 U	5 U	5 U	5 U	5 U	0.63 J
Carbon Tetrachloride	5	4.42	1 U	1 U	1 U	1 U	1 U	1 U
Chlorobenzene	100	21,000	1 U	1 U	1 U	1 U	1 U	1 U
Chloroethane	—	—	1 U	1 U	1 U	1 U	1 U	1 U
Chloroform	—	470.8	1 U	1 U	1 U	1 U	1 U	1 U
Chloromethane	—	—	1 U	1 U	1 U	1 U	1 U	1 U
Dibromochloromethane	—	22	1 U	1 U	1 U	1 U	1 U	1 U
Ethylbenzene	700	28,718	1 U	1 U	1 U	1 U	1 U	1 U
Methylene Chloride	—	—	5 U	5 U	5 U	5 U	5 U	5 U
Styrene	100	—	1 U	1 U	1 U	1 U	1 U	1 U
Tetrachloroethene	5	8.85	1 U	1 U	1 U	1 U	1 U	1 U
Toluene	1,000	200,000	1 U	1 U	1.1 U	1 U	1 U	1 U
Trichloroethene	5	80.7	1 U	1 U	1 U	1 U	1 U	0.48 J
Vinyl Chloride	2	525	1 U	1 U	1 U	1 U	1 U	1 U
Xylenes, Total	10,000	—	3 U	3 U	3 U	3 U	3 U	3 U

NOTES:

- ^a U.S. Environmental Protection Agency maximum contaminant level.
^b Georgia Environmental Protection Division water quality standards (Chapter 391-03-6.03).
BGS Below ground surface.
MCL Maximum contaminant level.
SDWA Safe Drinking Water Act.

Laboratory Qualifiers

- U Indicates the compound was not detected at the concentration reported.
UJ Indicates the compound was not detected above an approximated sample quantitation limit.
J Indicates the value for the compound is an estimated value.
= Indicates the compound was detected at the concentration reported.

Table VIII-E. Summary of November/December 2000 Groundwater Analytical Results (continued)

Well ID:		In-Stream	AF-49	AF-49	AF-49	AF-49	AF-49	AF-49
Sample ID	Federal	Water	AF4922	AF4932	AF4942	AF4952	AF4962	AF4972
Screened Interval (ft BGS):	SDWA	Quality	11.0 – 15.0	16.0 – 20.0	21.0 – 25.0	26.0 – 30.0	31.0 – 35.0	36.0 – 40.0
Sample Date:	MCLs ^a	Standards ^b	03-Dec-00	03-Dec-00	03-Dec-00	03-Dec-00	03-Dec-00	03-Dec-00
Units:	(µg/L)	(µg/L)	(µg/L)	(µg/L)	(µg/L)	(µg/L)	(µg/L)	(µg/L)
<i>VOLATILE ORGANIC COMPOUNDS</i>								
1,1,1-Trichloroethane	200	—	1 U	1 U	1 U	1 U	1 U	1 U
1,1,2,2-Tetrachloroethane	—	10.8	1 U	1 U	1 U	1 U	1 U	1 U
1,1,2-Trichloroethane	5	41.99	1 U	1 U	1 U	1 U	1 U	1 U
1,1-Dichloroethane	—	—	1 U	1 U	1 U	1 U	1 U	1 U
1,1-Dichloroethene	7	3.2	1 U	1 U	1 U	1 U	1 U	1 U
1,2-Dichloroethane	5	98.6	1 U	1 U	1 U	1 U	1 U	1 U
1,2-Dichloroethene	—	—	1.9 J	2 U	2 U	2 U	2 U	2 U
1,2-Dichloropropane	—	—	1 U	1 U	1 U	1 U	1 U	1 U
1,3- <i>cis</i> -Dichloropropene	—	1,700	1 U	1 U	1 U	1 U	1 U	1 U
1,3- <i>trans</i> -Dichloropropene	—	1,700	1 U	1 U	1 U	1 U	1 U	1 U
2-Butanone	—	—	5 U	5 U	5 U	5 U	5 U	5 U
2-Hexanone	—	—	5 U	5 U	5 U	5 U	5 U	5 U
4-Methyl-2-Pentanone	—	—	5 U	5 U	5 U	5 U	5 U	5 U
Acetone	—	—	5 U	5 U	5 U	5 U	5 U	5 U
Benzene	5	71.28	0.21 J	1 U	1 U	1 U	1 U	1 U
Bromodichloromethane	—	—	1 U	1 U	1 U	1 U	1 U	1 U
Bromoform	—	360	1 U	1 U	1 U	1 U	1 U	1 U
Bromomethane	—	—	1 U	1 U	1 U	1 U	1 U	1 U
Carbon Disulfide	—	—	0.98 J	0.66 J	5 U	5 U	5 U	5 U
Carbon Tetrachloride	5	4.42	1 U	1 U	1 U	1 U	1 U	1 U
Chlorobenzene	100	21,000	1 U	1 U	1 U	1 U	1 U	1 U
Chloroethane	—	—	1 U	1 U	1 U	1 U	1 U	1 U
Chloroform	—	470.8	1 U	1 U	1 U	1 U	1 U	1 U
Chloromethane	—	—	1 U	1 U	1 U	1 U	1 U	0.38 J
Dibromochloromethane	—	22	1 U	1 U	1 U	1 U	1 U	1 U
Ethylbenzene	700	28,718	1 U	1 U	1 U	1 U	1 U	1 U
Methylene Chloride	—	—	5 U	5 U	5 U	5 U	5 U	5 U
Styrene	100	—	1 U	1 U	1 U	1 U	1 U	1 U
Tetrachloroethene	5	8.85	1 U	1 U	1 U	1 U	1 U	1 U
Toluene	1,000	200,000	1 U	1 U	1 U	1 U	1 U	1 U
Trichloroethene	5	80.7	0.78 J	1 U	1 U	1 U	1 U	1 U
Vinyl Chloride	2	525	1 U	1 U	1 U	1 U	1 U	1 U
Xylenes, Total	10,000	—	3 U	3 U	3 U	3 U	3 U	3 U

NOTES:

- ^a U.S. Environmental Protection Agency maximum contaminant level.
^b Georgia Environmental Protection Division water quality standards (Chapter 391-03-6.03).
BGS Below ground surface.
MCL Maximum contaminant level.
SDWA Safe Drinking Water Act.

Laboratory Qualifiers

- U Indicates the compound was not detected at the concentration reported.
UJ Indicates the compound was not detected above an approximated sample quantitation limit.
J Indicates the value for the compound is an estimated value.
= Indicates the compound was detected at the concentration reported.

Table VIII-E. Summary of November/December 2000 Groundwater Analytical Results (continued)

Well ID:		In-Stream	AF-49	AF-49	AF-50	AF-50	AF-50	AF-50
Sample ID	Federal	Water	AF4982	AF4992	AF5012	AF5022	AF5032	AF5042
Screened Interval (ft BGS):	SDWA	Quality	41.0 – 45.0	46.0 – 50.0	4.0 – 9.0	9.0 – 14.0	14.0 – 19.0	19.0 – 24.0
Sample Date:	MCLs ^a	Standards ^b	03-Dec-00	03-Dec-00	02-Dec-00	02-Dec-00	02-Dec-00	03-Dec-00
Units:	(µg/L)	(µg/L)	(µg/L)	(µg/L)	(µg/L)	(µg/L)	(µg/L)	(µg/L)
<i>VOLATILE ORGANIC COMPOUNDS</i>								
1,1,1-Trichloroethane	200	—	1 U	1 U	1 U	1 U	1 U	1 U
1,1,2,2-Tetrachloroethane	—	10.8	1 U	1 U	1 U	1 U	1 U	1 U
1,1,2-Trichloroethane	5	41.99	1 U	1 U	1 U	1 U	1 U	1 U
1,1-Dichloroethane	—	—	1 U	1 U	1 U	1 U	1 U	1 U
1,1-Dichloroethene	7	3.2	1 U	1 U	1 U	1 U	1 U	1 U
1,2-Dichloroethane	5	98.6	1 U	1 U	1 U	1 U	1 U	1 U
1,2-Dichloroethene	—	—	2 U	2 U	4 =	4.4 =	0.21 J	2 U
1,2-Dichloropropane	—	—	1 U	1 U	1 U	1 U	1 U	1 U
1,3- <i>cis</i> -Dichloropropene	—	1,700	1 U	1 U	1 U	1 U	1 U	1 U
1,3- <i>trans</i> -Dichloropropene	—	1,700	1 U	1 U	1 U	1 U	1 U	1 U
2-Butanone	—	—	5 U	5 U	5 U	5 U	5 U	1.6 J
2-Hexanone	—	—	5 U	5 U	5 U	5 U	5 U	5 U
4-Methyl-2-Pentanone	—	—	5 U	5 U	5 U	5 U	5 U	5 U
Acetone	—	—	2 J	2.6 J	1.8 J	2 J	5 U	5 U
Benzene	5	71.28	1 U	1 U	9.5 =	0.86 J	1 U	1 U
Bromodichloromethane	—	—	1 U	1 U	1 U	1 U	1 U	1 U
Bromoform	—	360	1 U	1 U	1 U	1 U	1 U	1 U
Bromomethane	—	—	1 U	1 U	1 U	1 U	1 U	1 U
Carbon Disulfide	—	—	5 U	5 U	5 U	5 U	5 U	5 U
Carbon Tetrachloride	5	4.42	1 U	1 U	1 U	1 U	1 U	1 U
Chlorobenzene	100	21,000	1 U	1 U	1 U	1 U	1 U	1 U
Chloroethane	—	—	1 U	1 U	1 U	1 U	1 U	1 U
Chloroform	—	470.8	1 U	1 U	1 U	1 U	1 U	1 U
Chloromethane	—	—	1 U	1 U	1 U	1 U	1 U	1 U
Dibromochloromethane	—	22	1 U	1 U	1 U	1 U	1 U	1 U
Ethylbenzene	700	28,718	1 U	1 U	1 U	1 U	1 U	1 U
Methylene Chloride	—	—	5 U	5 U	5 U	5 U	5 U	5 U
Styrene	100	—	1 U	1 U	1 U	1 U	1 U	1 U
Tetrachloroethene	5	8.85	0.58 J	0.69 J	1 U	1 U	1 U	1 U
Toluene	1,000	200,000	3.9 =	3.7 =	1 U	1 U	1 U	1 U
Trichloroethene	5	80.7	1 U	1 U	6.5 =	13.4 =	1 U	1 U
Vinyl Chloride	2	525	1 U	1 U	1 U	1 U	1 U	1 U
Xylenes, Total	10,000	—	3 U	3 U	3 U	3 U	3 U	3 U

NOTES:

- ^a U.S. Environmental Protection Agency maximum contaminant level.
^b Georgia Environmental Protection Division water quality standards (Chapter 391-03-6.03).
BGS Below ground surface.
MCL Maximum contaminant level.
SDWA Safe Drinking Water Act.

Laboratory Qualifiers

- U Indicates the compound was not detected at the concentration reported.
UJ Indicates the compound was not detected above an approximated sample quantitation limit.
J Indicates the value for the compound is an estimated value.
= Indicates the compound was detected at the concentration reported.

Table VIII-E. Summary of November/December 2000 Groundwater Analytical Results (continued)

Well ID: Sample ID	Federal SDWA MCLs ^a	In-Stream Water Quality Standards ^b	AF-50 AF5052 24.0 – 29.0 03-Dec-00 (µg/L)	AF-50 AF5062 29.0 – 34.0 03-Dec-00 (µg/L)	AF-50 AF5072 34.0 – 39.0 03-Dec-00 (µg/L)	AF-50 AF5082 39.0 – 44.0 03-Dec-00 (µg/L)	AF-50 AF5092 44.0 – 49.0 03-Dec-00 (µg/L)	AF-51 AF5112 5.0 – 10.0 03-Dec-00 (µg/L)
<i>VOLATILE ORGANIC COMPOUNDS</i>								
1,1,1-Trichloroethane	200	—	1 U	1 U	1 U	1 U	1 U	1 U
1,1,2,2-Tetrachloroethane	—	10.8	1 U	1 U	1 U	1 U	1 U	1 U
1,1,2-Trichloroethane	5	41.99	1 U	1 U	1 U	1 U	1 U	1 U
1,1-Dichloroethane	—	—	1 U	1 U	1 U	1 U	1 U	1 U
1,1-Dichloroethene	7	3.2	1 U	1 U	1 U	1 U	1 U	1 U
1,2-Dichloroethane	5	98.6	1 U	1 U	1 U	1 U	1 U	1 U
1,2-Dichloroethene	—	—	2 U	2 U	2 U	2 U	2 U	3.4 =
1,2-Dichloropropane	—	—	1 U	1 U	1 U	1 U	1 U	1 U
1,3- <i>cis</i> -Dichloropropene	—	1,700	1 U	1 U	1 U	1 U	1 U	1 U
1,3- <i>trans</i> -Dichloropropene	—	1,700	1 U	1 U	1 U	1 U	1 U	1 U
2-Butanone	—	—	5 U	5 U	5 U	5 U	5 U	5 U
2-Hexanone	—	—	5 U	5 U	5 U	5 U	5 U	5 U
4-Methyl-2-Pentanone	—	—	5 U	5 U	5 U	5 U	5 U	5 U
Acetone	—	—	5 U	5 U	5 U	5 U	5 U	5 U
Benzene	5	71.28	1 U	1 U	1 U	1 U	1 U	1.3 =
Bromodichloromethane	—	—	1 U	1 U	1 U	1 U	1 U	1 U
Bromoform	—	360	1 U	1 U	1 U	1 U	1 U	1 U
Bromomethane	—	—	1 U	1 U	1 U	1 U	1 U	1 U
Carbon Disulfide	—	—	5 U	5 U	5 U	5 U	5 U	5 U
Carbon Tetrachloride	5	4.42	1 U	1 U	1 U	1 U	1 U	1 U
Chlorobenzene	100	21,000	1 U	1 U	1 U	1 U	1 U	1 U
Chloroethane	—	—	1 U	1 U	1 U	1 U	1 U	1 U
Chloroform	—	470.8	1 U	1 U	1 U	1 U	1 U	1 U
Chloromethane	—	—	1 U	1 U	1 U	1 U	1 U	1 U
Dibromochloromethane	—	22	1 U	1 U	1 U	1 U	1 U	1 U
Ethylbenzene	700	28,718	1 U	1 U	1 U	1 U	1 U	1 U
Methylene Chloride	—	—	5 U	5 U	5 U	5 U	5 U	5 U
Styrene	100	—	1 U	1 U	1 U	1 U	1 U	1 U
Tetrachloroethene	5	8.85	1 U	1 U	1 U	1 U	1 U	1 U
Toluene	1,000	200,000	1 U	1 U	1 U	1 U	1 U	0.27 J
Trichloroethene	5	80.7	1 U	1 U	1 U	1 U	1 U	25.6 =
Vinyl Chloride	2	525	1 U	1 U	1 U	1 U	1 U	1 U
Xylenes, Total	10,000	—	3 U	3 U	3 U	3 U	3 U	3 U

NOTES:

- ^a U.S. Environmental Protection Agency maximum contaminant level.
^b Georgia Environmental Protection Division water quality standards (Chapter 391-03-6.03).
BGS Below ground surface.
MCL Maximum contaminant level.
SDWA Safe Drinking Water Act.

Laboratory Qualifiers

- U Indicates the compound was not detected at the concentration reported.
UJ Indicates the compound was not detected above an approximated sample quantitation limit.
J Indicates the value for the compound is an estimated value.
= Indicates the compound was detected at the concentration reported.

Table VIII-E. Summary of November/December 2000 Groundwater Analytical Results (continued)

Well ID: Sample ID Screened Interval (ft BGS): Sample Date: Units:	Federal SDWA MCLs ^a (µg/L)	In-Stream Water Quality Standards ^b (µg/L)	AF-51 AF5122 10.0 – 15.0 03-Dec-00 (µg/L)	AF-51 AF5132 15.0 – 20.0 03-Dec-00 (µg/L)	AF-51 AF5142 20.0 – 25.0 03-Dec-00 (µg/L)	AF-51 AF5152 25.0 – 30.0 04-Dec-00 (µg/L)	AF-51 AF5162 30.0 – 35.0 04-Dec-00 (µg/L)	AF-51 AF5172 35.0 – 40.0 04-Dec-00 (µg/L)
<i>VOLATILE ORGANIC COMPOUNDS</i>								
1,1,1-Trichloroethane	200	—	1 U	1 U	1 U	1 U	1 U	1 U
1,1,2,2-Tetrachloroethane	—	10.8	1 U	1 U	1 U	1 U	1 U	1 U
1,1,2-Trichloroethane	5	41.99	1 U	1 U	1 U	1 U	1 U	1 U
1,1-Dichloroethane	—	—	1 U	10.3 =	2.1 =	0.76 J	1 U	1 U
1,1-Dichloroethene	7	3.2	0.64 J	22.5 =	1.9 =	2.3 =	1 U	1 U
1,2-Dichloroethane	5	98.6	1 U	1 U	1 U	1 U	1 U	1 U
1,2-Dichloroethene	—	—	5.1 =	65.4 =	4 =	11.9 =	0.51 J	2 U
1,2-Dichloropropane	—	—	1 U	1 U	1 U	1 U	1 U	1 U
1,3- <i>cis</i> -Dichloropropene	—	1,700	1 U	1 U	1 U	1 U	1 U	1 U
1,3- <i>trans</i> -Dichloropropene	—	1,700	1 U	1 U	1 U	1 U	1 U	1 U
2-Butanone	—	—	5 U	5 U	5 U	5 U	5 U	5 U
2-Hexanone	—	—	5 U	5 U	5 U	5 U	5 U	5 U
4-Methyl-2-Pentanone	—	—	5 U	5 U	5 U	5 U	5 U	5 U
Acetone	—	—	5 U	5 U	5 U	5 U	5 U	5 U
Benzene	5	71.28	0.86 J	1 U	1 U	1 U	1 U	1 U
Bromodichloromethane	—	—	1 U	1 U	1 U	1 U	1 U	1 U
Bromoform	—	360	1 U	1 U	1 U	1 U	1 U	1 U
Bromomethane	—	—	1 U	1 U	1 U	1 U	1 U	1 U
Carbon Disulfide	—	—	5 U	5 U	5 U	5 U	1 U	5 U
Carbon Tetrachloride	5	4.42	1 U	1 U	1 U	1 U	1 U	1 U
Chlorobenzene	100	21,000	1 U	1 U	1 U	1 U	1 U	1 U
Chloroethane	—	—	1 U	1 U	1 U	1 U	1 U	1 U
Chloroform	—	470.8	1 U	1 U	1 U	1 U	1 U	1 U
Chloromethane	—	—	1 U	1 U	1 U	1 U	1 U	1 U
Dibromochloromethane	—	22	1 U	1 U	1 U	1 U	1 U	1 U
Ethylbenzene	700	28,718	1 U	1 U	1 U	1 U	1 U	0.16 J
Methylene Chloride	—	—	5 U	5 U	5 U	5 U	5 U	5 U
Styrene	100	—	1 U	1 U	1 U	1 U	1 U	1 U
Tetrachloroethene	5	8.85	1 U	1 U	1 U	1 U	1 U	1 U
Toluene	1,000	200,000	1 U	1 U	1 U	1 U	1 U	2.1 U
Trichloroethene	5	80.7	37.3 =	604 =	10.9 =	90.3 =	0.38 J	1 U
Vinyl Chloride	2	525	1 U	0.6 J	1 U	1 U	1 U	1 U
Xylenes, Total	10,000	—	3 U	3 U	3 U	3 U	3 U	0.45 J

NOTES:

- ^a U.S. Environmental Protection Agency maximum contaminant level.
^b Georgia Environmental Protection Division water quality standards (Chapter 391-03-6.03).
BGS Below ground surface.
MCL Maximum contaminant level.
SDWA Safe Drinking Water Act.

Laboratory Qualifiers

- U Indicates the compound was not detected at the concentration reported.
UJ Indicates the compound was not detected above an approximated sample quantitation limit.
J Indicates the value for the compound is an estimated value.
= Indicates the compound was detected at the concentration reported.

Table VIII-E. Summary of November/December 2000 Groundwater Analytical Results (continued)

Well ID: Sample ID	Federal SDWA MCLs ^a (µg/L)	In-Stream Water Quality Standards ^b (µg/L)	AF-51 AF5182 40.0 – 45.0 04-Dec-00 (µg/L)	AF-51 AF5192 45.0 – 50.0 04-Dec-00 (µg/L)	AF-52 AF5212 4.0 – 9.0 02-Dec-00 (µg/L)	AF-52 AF5222 9.0 – 14.0 02-Dec-00 (µg/L)	AF-52 AF5232 14.0 – 19.0 02-Dec-00 (µg/L)	AF-52 AF5242 19.0 – 24.0 02-Dec-00 (µg/L)
<i>VOLATILE ORGANIC COMPOUNDS</i>								
1,1,1-Trichloroethane	200	—	1 U	1 U	1 U	1 U	20 U	50 U
1,1,2,2-Tetrachloroethane	—	10.8	1 U	1 U	1 U	1 U	20 U	50 U
1,1,2-Trichloroethane	5	41.99	1 U	1 U	1 U	1 U	20 U	50 U
1,1-Dichloroethane	—	—	1 U	1 U	1 U	1 U	20 U	50 U
1,1-Dichloroethene	7	3.2	1 U	1 U	1 U	1 U	20 U	16.3 J
1,2-Dichloroethane	5	98.6	1 U	1 U	1 U	1 U	20 U	50 U
1,2-Dichloroethene	—	—	0.97 J	2 U	2 U	2 U	34.5 J	378 =
1,2-Dichloropropane	—	—	1 U	1 U	1 U	1 U	20 U	50 U
1,3- <i>cis</i> -Dichloropropene	—	1,700	1 U	1 U	1 U	1 U	20 U	50 U
1,3- <i>trans</i> -Dichloropropene	—	1,700	1 U	1 U	1 U	1 U	20 U	50 U
2-Butanone	—	—	5 U	5 U	1.2 J	5 U	100 U	250 U
2-Hexanone	—	—	5 U	5 U	5 U	5 U	100 U	250 U
4-Methyl-2-Pentanone	—	—	5 U	5 U	5 U	5 U	100 U	250 U
Acetone	—	—	5 U	5 U	8.5 =	1.8 J	100 U	250 U
Benzene	5	71.28	1 U	1 U	0.18 J	1 U	20 U	50 U
Bromodichloromethane	—	—	1 U	1 U	1 U	1 U	20 U	50 U
Bromoform	—	360	1 U	1 U	1 U	1 U	20 U	50 U
Bromomethane	—	—	1 U	1 U	1 U	1 U	20 U	50 U
Carbon Disulfide	—	—	5 U	5 U	5 U	5 U	100 U	250 U
Carbon Tetrachloride	5	4.42	1 U	1 U	1 U	1 U	20 U	50 U
Chlorobenzene	100	21,000	1 U	1 U	1 U	1 U	20 U	50 U
Chloroethane	—	—	1 U	1 U	1 U	1 U	20 U	50 U
Chloroform	—	470.8	1 U	1 U	1 U	1 U	20 U	50 U
Chloromethane	—	—	1 U	1 U	1 U	1 U	20 U	50 U
Dibromochloromethane	—	22	1 U	1 U	1 U	1 U	20 U	50 U
Ethylbenzene	700	28,718	1 U	1 U	1 U	1 U	20 U	50 U
Methylene Chloride	—	—	5 U	5 U	5 U	5 U	100 U	250 U
Styrene	100	—	1 U	1 U	1 U	1 U	20 U	50 U
Tetrachloroethene	5	8.85	1 U	1 U	1 U	1 U	20 U	50 U
Toluene	1,000	200,000	1.3 U	1 U	1 U	1 U	20 U	50 U
Trichloroethene	5	80.7	2.4 =	1 U	1 U	0.33 J	1,780 =	7,730 =
Vinyl Chloride	2	525	1 U	1 U	1 U	1 U	20 U	50 U
Xylenes, Total	10,000	—	3 U	3 U	3 U	3 U	60 U	150 U

NOTES:

- ^a U.S. Environmental Protection Agency maximum contaminant level.
^b Georgia Environmental Protection Division water quality standards (Chapter 391-03-6.03).
BGS Below ground surface.
MCL Maximum contaminant level.
SDWA Safe Drinking Water Act.

Laboratory Qualifiers

- U Indicates the compound was not detected at the concentration reported.
UJ Indicates the compound was not detected above an approximated sample quantitation limit.
J Indicates the value for the compound is an estimated value.
= Indicates the compound was detected at the concentration reported.

Table VIII-E. Summary of November/December 2000 Groundwater Analytical Results (continued)

Well ID: Sample ID Screened Interval (ft BGS): Sample Date: Units:	Federal SDWA MCLs ^a (µg/L)	In-Stream Water Quality Standards ^b (µg/L)	AF-52 AF5252 24.0 – 29.0 02-Dec-00 (µg/L)	AF-52 AF5262 29.0 – 34.0 02-Dec-00 (µg/L)	AF-52 AF5272 34.0 – 39.0 02-Dec-00 (µg/L)	AF-52 AF5282 39.0 – 44.0 02-Dec-00 (µg/L)	AF-52 AF5292 44.0 – 49.0 02-Dec-00 (µg/L)
<i>VOLATILE ORGANIC COMPOUNDS</i>							
1,1,1-Trichloroethane	200	—	25 U	1 U	10 U	10 U	1 U
1,1,2,2-Tetrachloroethane	—	10.8	25 U	1 U	10 U	10 U	1 U
1,1,2-Trichloroethane	5	41.99	25 U	1 U	10 U	10 U	1 U
1,1-Dichloroethane	—	—	25 U	1 U	10 U	10 U	1 U
1,1-Dichloroethene	7	3.2	15 J	0.61 J	10 U	10 U	1 U
1,2-Dichloroethane	5	98.6	25 U	1 U	10 U	10 U	1 U
1,2-Dichloroethene	—	—	174 =	6 =	65.2 =	42.7 =	0.31 J
1,2-Dichloropropane	—	—	25 U	1 U	10 U	10 U	1 U
1,3- <i>cis</i> -Dichloropropene	—	1,700	25 U	1 U	10 U	10 U	1 U
1,3- <i>trans</i> -Dichloropropene	—	1,700	25 U	1 U	10 U	10 U	1 U
2-Butanone	—	—	125 U	5 U	50 U	50 U	5 U
2-Hexanone	—	—	125 U	5 U	50 U	50 U	5 U
4-Methyl-2-Pentanone	—	—	125 U	5 U	50 U	50 U	5 U
Acetone	—	—	125 U	5 U	50 U	50 U	5 U
Benzene	5	71.28	25 U	1 U	10 U	10 U	1 U
Bromodichloromethane	—	—	25 U	1 U	10 U	10 U	1 U
Bromoform	—	360	25 U	1 U	10 U	10 U	1 U
Bromomethane	—	—	25 U	1 U	10 U	10 U	1 U
Carbon Disulfide	—	—	125 U	5 U	50 U	50 U	5 U
Carbon Tetrachloride	5	4.42	25 U	1 U	10 U	10 U	1 U
Chlorobenzene	100	21,000	25 U	1 U	10 U	10 U	1 U
Chloroethane	—	—	25 U	1 U	10 U	10 U	1 U
Chloroform	—	470.8	25 U	1 U	10 U	10 U	1 U
Chloromethane	—	—	25 U	1 U	10 U	10 U	1 U
Dibromochloromethane	—	22	25 U	1 U	10 U	10 U	1 U
Ethylbenzene	700	28,718	25 U	1 U	10 U	10 U	1 U
Methylene Chloride	—	—	125 U	5 U	50 U	50 U	5 U
Styrene	100	—	25 U	1 U	10 U	10 U	1 U
Tetrachloroethene	5	8.85	25 U	1 U	10 U	10 U	1 U
Toluene	1,000	200,000	25 U	1 U	10 U	10 U	1 U
Trichloroethene	5	80.7	2,120 =	34.1 =	631 =	516 =	2.8 =
Vinyl Chloride	2	525	25 U	1 U	10 U	10 U	1 U
Xylenes, Total	10,000	—	75 U	3 U	30 U	30 U	3 U

NOTES:

- ^a U.S. Environmental Protection Agency maximum contaminant level.
^b Georgia Environmental Protection Division water quality standards (Chapter 391-03-6.03).
BGS Below ground surface.
MCL Maximum contaminant level.
SDWA Safe Drinking Water Act.

Laboratory Qualifiers

- U Indicates the compound was not detected at the concentration reported.
UJ Indicates the compound was not detected above an approximated sample quantitation limit.
J Indicates the value for the compound is an estimated value.
= Indicates the compound was detected at the concentration reported.

THIS PAGE INTENTIONALLY LEFT BLANK.

Laboratory analytical data sheets for the groundwater samples collected in November/December 2000 were provided in the CAP–Part B Addendum #1 report dated June 2001.

THIS PAGE INTENTIONALLY LEFT BLANK.

SECOND SEMIANNUAL SAMPLING EVENT
JANUARY 2001

THIS PAGE INTENTIONALLY LEFT BLANK.

Table VIII-F. Summary of January 2001 Groundwater Analytical Results

Well ID: Sample ID	Federal SDWA MCLs ^a	In-Stream Water Quality Standards ^b	AF-40 AF4052 28.5 – 33.0 07-Jan-01 (µg/L)	AF-41 AF4152 28.5 – 33.0 07-Jan-01 (µg/L)	AF-42 AF4252 28.5 – 33.0 07-Jan-01 (µg/L)
Screened Interval (ft BGS):					
Sample Date:					
Units:	(µg/L)	(µg/L)	(µg/L)	(µg/L)	(µg/L)
<i>VOLATILE ORGANIC COMPOUNDS</i>					
1,1,1-Trichloroethane	200	—	1 U	1 U	1 U
1,1,2,2-Tetrachloroethane	—	10.8	1 U	1 U	1 U
1,1,2-Trichloroethane	5	41.99	1 U	1 U	1 U
1,1-Dichloroethane	—	—	1 U	1 U	1 U
1,1-Dichloroethene	7	3.2	0.41 J	0.82 J	1 U
1,2-Dichloroethane	5	98.6	1 U	1 U	1 U
1,2-Dichloroethene	—	—	26 =	32.7 =	2 U
1,2-Dichloropropane	—	—	1 U	1 U	1 U
1,3- <i>cis</i> -Dichloropropene	—	1,700	1 U	1 U	1 U
1,3- <i>trans</i> -Dichloropropene	—	1,700	1 U	1 U	1 U
2-Butanone	—	—	5 UJ	5 UJ	5 UJ
2-Hexanone	—	—	5 U	5 U	5 U
4-Methyl-2-Pentanone	—	—	5 U	5 U	5 U
Acetone	—	—	5 U	5 U	5 U
Benzene	5	71.28	0.39 J	1 U	1 U
Bromodichloromethane	—	—	1 U	1 U	1 U
Bromoform	—	360	1 U	1 U	1 U
Bromomethane	—	—	1 U	1 U	1 U
Carbon Disulfide	—	—	5 U	5 U	5 U
Carbon Tetrachloride	5	4.42	1 U	1 U	1 U
Chlorobenzene	100	21,000	1 U	1 U	1 U
Chloroethane	—	—	1 U	1 U	1 U
Chloroform	—	470.8	1 U	1 U	1 U
Chloromethane	—	—	1 U	1 U	1 U
Dibromochloromethane	—	22	1 U	1 U	1 U
Ethylbenzene	700	28,718	0.13 J	1 U	1 U
Methylene Chloride	—	—	5 U	5 U	5 U
Styrene	100	—	1 U	1 U	1 U
Tetrachloroethene	5	8.85	1 U	1 U	1 U
Toluene	1,000	200,000	1 U	1 U	1 U
Trichloroethene	5	80.7	108 J	176 =	1 U
Vinyl Chloride	2	525	0.67 J	1 U	1 U
Xylenes, Total	10,000	—	0.34 J	3 U	3 U

NOTES:

^a U.S. Environmental Protection Agency maximum contaminant level.

^b Georgia Environmental Protection Division water quality standards (Chapter 391-03-6.03).

BGS Below ground surface.

MCL Maximum contaminant level.

SDWA Safe Drinking Water Act.

Laboratory Qualifiers

U Indicates the compound was not detected at the concentration reported.

UJ Indicates the compound was not detected above an approximated sample quantitation limit.

J Indicates the value for the compound is an estimated value.

= Indicates the compound was detected at the concentration reported.

THIS PAGE INTENTIONALLY LEFT BLANK.

Laboratory analytical data sheets for the groundwater samples collected in January 2001 were provided in the CAP–Part B Addendum #1 report dated June 2001.

THIS PAGE INTENTIONALLY LEFT BLANK.

ADDITIONAL WELL INSTALLATION AND SAMPLING
FEBRUARY/MARCH 2001

THIS PAGE INTENTIONALLY LEFT BLANK.

Table VIII-G. Summary of February/March 2001 Groundwater Analytical Results

Well ID: Sample ID Screened Interval (ft BGS): Sample Date: Units:	Federal SDWA MCLs ^a (µg/L)	In-Stream Water Quality Standards ^b (µg/L)	AF-53 AF5312 20.0 – 30.0 10-Mar-01 (µg/L)	AF-54 AF5412 32.4 – 42.4 10-Mar-01 (µg/L)	AF-55 AF5512 24.0 – 34.0 10-Mar-01 (µg/L)	AF-56 AF5612 19.9 – 29.9 10-Mar-01 (µg/L)	AF-57 AF5712 57.38 – 62.8 09-Mar-01 (µg/L)
<i>VOLATILE ORGANIC COMPOUNDS</i>							
1,1,1-Trichloroethane	200	—	1 U	1 U	1 U	5 U	1 U
1,1,2,2-Tetrachloroethane	—	10.8	1 U	1 U	1 U	5 U	1 U
1,1,2-Trichloroethane	5	41.99	1 U	1 U	1 U	5 U	1 U
1,1-Dichloroethane	—	—	1 =	1 U	1 U	5 U	1 U
1,1-Dichloroethene	7	3.2	4.6 U	1 U	1 U	5 U	1 U
1,2-Dichloroethane	5	98.6	1 U	1 U	1 U	5 U	1 U
1,2-Dichloroethene	—	—	88.8 =	53.2 =	154 =	7.9 J	2 U
1,2-Dichloropropane	—	—	1 U	1 U	1 U	5 U	1 U
1,3- <i>cis</i> -Dichloropropene	—	1,700	1 U	1 U	1 U	5 U	1 U
1,3- <i>trans</i> -Dichloropropene	—	1,700	1 U	1 U	1 U	5 U	1 U
2-Butanone	—	—	5 U	5 U	5 U	25 U	5 U
2-Hexanone	—	—	5 U	5 U	5 U	25 U	5 U
4-Methyl-2-Pentanone	—	—	5 U	5 U	5 U	25 U	5 U
Acetone	—	—	97.3 =	613 J	3,100 J	25 U	220 =
Benzene	5	71.28	0.22 J	1 U	0.35 J	5 U	1 U
Bromodichloromethane	—	—	1 U	1 U	1 U	5 U	1 U
Bromoform	—	360	1 U	1 U	1 U	5 U	1 U
Bromomethane	—	—	1 U	1 U	1 U	5 U	1 U
Carbon Disulfide	—	—	5 U	5 U	5 U	25 U	5 U
Carbon Tetrachloride	5	4.42	1 U	1 U	1 U	5 U	1 U
Chlorobenzene	100	21,000	1 U	1 U	1 U	5 U	1 U
Chloroethane	—	—	1 U	1 U	1 U	5 U	1 U
Chloroform	—	470.8	1 U	2.5 =	0.21 J	5 U	4.7 =
Chloromethane	—	—	1 U	1 U	1 U	5 U	1 U
Dibromochloromethane	—	22	1 U	1 U	1 U	5 U	1 U
Ethylbenzene	700	28,718	1 U	1 U	1 U	5 U	1 U
Methylene Chloride	—	—	5 U	5 U	5 U	25 U	5 U
Styrene	100	—	1 U	1 U	1 U	5 U	1 U
Tetrachloroethene	5	8.85	1 U	1 U	1 U	5 U	1 U
Toluene	1,000	200,000	0.27 J	1 U	1 U	5 U	1 U
Trichloroethene	5	80.7	2,410 J	352 =	1,020 =	303 =	0.72 J
Vinyl Chloride	2	525	1 U	1 U	1 U	5 U	1 U
Xylenes, Total	10,000	—	3 U	3 U	3 U	15 U	3 U

NOTES:

- ^a U.S. Environmental Protection Agency maximum contaminant level.
^b Georgia Environmental Protection Division water quality standards (Chapter 391-03-6.03).
 BGS Below ground surface.
 MCL Maximum contaminant level.
 SDWA Safe Drinking Water Act.

Laboratory Qualifiers

- U Indicates the compound was not detected at the concentration reported.
 UJ Indicates the compound was not detected above an approximated sample quantitation limit.
 J Indicates the value for the compound is an estimated value.
 = Indicates the compound was detected at the concentration reported.

Table VIII-G. Summary of February/March 2001 Groundwater Analytical Results (continued)

Well ID: Sample ID	Federal SDWA MCLs ^a	In-Stream Water Quality Standards ^b	AF-58 AF5812 2.7 – 12.7 09-Mar-01	AF-59 AF5912 2.3 – 12.3 10-Mar-01	AF-60 AF6012 20.0 – 30.0 10-Mar-01	AF-61 AF6112 20.0 – 30.0 10-Mar-01	AF-62 AF6212 3.0 – 13.0 10-Mar-01
Screened Interval (ft BGS):	(µg/L)	(µg/L)	(µg/L)	(µg/L)	(µg/L)	(µg/L)	(µg/L)
Sample Date:							
Units:							
<i>VOLATILE ORGANIC COMPOUNDS</i>							
1,1,1-Trichloroethane	200	—	1 U	1 U	1 U	1 U	1 U
1,1,2,2-Tetrachloroethane	—	10.8	1 U	1 U	1 U	1 U	1 U
1,1,2-Trichloroethane	5	41.99	1 U	1 U	1 U	1 U	1 U
1,1-Dichloroethane	—	—	1 U	1 U	1 U	1 U	1 U
1,1-Dichloroethene	7	3.2	1 U	1 U	1 U	1 U	1 U
1,2-Dichloroethane	5	98.6	1 U	1 U	1 U	1 U	1 U
1,2-Dichloroethene	—	—	8 =	2 U	3.4 =	1.3 J	2 U
1,2-Dichloropropane	—	—	1 U	1 U	1 U	1 U	1 U
1,3- <i>cis</i> -Dichloropropene	—	1,700	1 U	1 U	1 U	1 U	1 U
1,3- <i>trans</i> -Dichloropropene	—	1,700	1 U	1 U	1 U	1 U	1 U
2-Butanone	—	—	2.8 J	1 J	5 U	2.3 J	1.9 J
2-Hexanone	—	—	5 U	5 U	5 U	5 U	5 U
4-Methyl-2-Pentanone	—	—	5 U	5 U	5 U	5 U	5 U
Acetone	—	—	1,360 J	2,250 J	33.8 U	356 =	8,630 J
Benzene	5	71.28	0.16 J	0.67 J	0.26 J	1 U	0.15 J
Bromodichloromethane	—	—	1 U	1 U	1 U	1 U	1 U
Bromoform	—	360	1 U	1 U	1 U	1 U	1 U
Bromomethane	—	—	1 U	1 U	1 U	1 U	1 U
Carbon Disulfide	—	—	5 U	5 U	5 U	5 U	5 U
Carbon Tetrachloride	5	4.42	1 U	1 U	1 U	1 U	1 U
Chlorobenzene	100	21,000	1 U	1 U	1 U	1 U	1 U
Chloroethane	—	—	1 U	1 U	1 U	1 U	1 U
Chloroform	—	470.8	1.1 =	0.66 J	1 U	0.39 J	1 =
Chloromethane	—	—	1 U	1 U	1 U	1 U	1 U
Dibromochloromethane	—	22	1 U	1 U	1 U	1 U	1 U
Ethylbenzene	700	28,718	1 U	1 U	1 U	1 U	1 U
Methylene Chloride	—	—	5 U	5 U	5 U	5 U	5 U
Styrene	100	—	1 U	1 U	1 U	1 U	1 U
Tetrachloroethene	5	8.85	1 U	1 U	1 U	1 U	1 U
Toluene	1,000	200,000	0.62 J	1 U	1 U	1 U	0.23 J
Trichloroethene	5	80.7	13 =	1 U	26.1 =	267 =	0.39 J
Vinyl Chloride	2	525	1 U	1 U	1 U	1 U	1 U
Xylenes, Total	10,000	—	0.25 J	3 U	3 U	3 U	3 U

NOTES:

- ^a U.S. Environmental Protection Agency maximum contaminant level.
^b Georgia Environmental Protection Division water quality standards (Chapter 391-03-6.03).
 BGS Below ground surface.
 MCL Maximum contaminant level.
 SDWA Safe Drinking Water Act.

Laboratory Qualifiers

- U Indicates the compound was not detected at the concentration reported.
 UJ Indicates the compound was not detected above an approximated sample quantitation limit.
 J Indicates the value for the compound is an estimated value.
 = Indicates the compound was detected at the concentration reported.

Laboratory analytical data sheets for the groundwater samples collected in February/March 2001 were provided in the CAP–Part B Addendum #1 report dated June 2001.

THIS PAGE INTENTIONALLY LEFT BLANK.

SEMIANNUAL SAMPLING OF DEEP WELLS

JUNE 2001

THIS PAGE INTENTIONALLY LEFT BLANK.

Table VIII-H. Summary of June 2001 Groundwater Analytical Results

Well ID: Sample ID Screened Interval (ft BGS): Sample Date: Units:	Federal SDWA MCLs ^a (µg/L)	In-Stream Water Quality Standards ^b (µg/L)	AF-40 AF4062 28.5 – 33.0 6-Jun-01 (µg/L)	AF-41 AF4162 28.5 – 33.0 6-Jun-01 (µg/L)	AF-42 AF4262 28.5 – 33.0 6-Jun-01 (µg/L)
<i>VOLATILE ORGANIC COMPOUNDS</i>					
1,1,1-Trichloroethane	200	—	1 U	1 U	1 U
1,1,2,2-Tetrachloroethane	—	10.8	1 U	1 U	1 U
1,1,2-Trichloroethane	5	41.99	3 UJ	3 UJ	3 UJ
1,1-Dichloroethane	—	—	0.45 J	0.15 J	1 U
1,1-Dichloroethene	7	3.2	1 U	1 U	1 U
1,2-Dichloroethane	5	98.6	1 U	1 U	1 U
1,2-Dichloropropane	—	—	1 U	1 U	1 U
2-Butanone	—	—	1 U	1 U	1 U
2-Hexanone	—	—	0.89 J	0.81 J	1 U
4-Methyl-2-Pentanone	—	—	1.3 J	5 U	5 U
Acetone	—	—	5 U	5 U	5 U
Benzene	5	71.28	12.7 J	16.7 =	16.6 =
Bromodichloromethane	—	—	5 U	5 U	5 U
Bromoform	—	360	1 U	1 U	1 U
Bromomethane	—	—	1 U	1 U	1 U
Carbon Disulfide	—	—	5 U	5 U	5 U
Carbon Tetrachloride	5	4.42	1 U	1 U	1 U
Chlorobenzene	100	21,000	0.45 J	0.15 J	1 U
Chloroethane	—	—	255 J	195 J	1 U
Chloroform	—	470.8	1 U	1 U	0.36 J
Chloromethane	—	—	1 U	1 U	1 U
Dibromochloromethane	—	22	5 U	1 U	1 U
Ethylbenzene	700	28,718	1 UJ	1 U	1 U
Methylene Chloride	—	—	5 U	5 U	5 U
Styrene	100	—	1 U	1 U	1 U
Tetrachloroethene	5	8.85	1 U	1 U	1 U
Toluene	1,000	200,000	1 U	1 U	1 U
Trichloroethene	5	80.7	3 UJ	3 UJ	3 UJ
Vinyl Chloride	2	525	1 U	1 U	1 U
Xylenes, Total	10,000	—	1 U	1 U	1 U

NOTES:

- ^a U.S. Environmental Protection Agency maximum contaminant level.
^b Georgia Environmental Protection Division water quality standards (Chapter 391-03-6.03).
 BGS Below ground surface.
 MCL Maximum contaminant level.
 SDWA Safe Drinking Water Act.

Laboratory Qualifiers

- U Indicates the compound was not detected at the concentration reported.
 UJ Indicates the compound was not detected above an approximated sample quantitation limit.
 J Indicates the value for the compound is an estimated value.
 = Indicates the compound was detected at the concentration reported.

Laboratory analytical data sheets for the groundwater samples collected in June 2001 were provided in the Monitoring Only report dated June 2002.

VERTICAL-PROFILE SAMPLING

JULY 2002

THIS PAGE INTENTIONALLY LEFT BLANK.

Table VIII-I. Summary of July 2002 Groundwater Analytical Results

Well ID: Sample ID Screened Interval (ft BGS): Sample Date: Units:	Federal SDWA MCLs ^a (µg/L)	In-Stream Water Quality Standards ^b (µg/L)	AF-63 AF6312 1.0 – 5.0 16-Jul-02 (µg/L)	AF-63 AF6322 6.0 – 10.0 16-Jul-02 (µg/L)	AF-63 AF6332 11.0 – 15.0 16-Jul-02 (µg/L)	AF-63 AF6342 16.0 – 20.0 16-Jul-02 (µg/L)	AF-63 AF6352 21.0 – 25.0 16-Jul-02 (µg/L)
<i>VOLATILE ORGANIC COMPOUNDS</i>							
1,1,1-Trichloroethane	200	—	1 U	1 U	1 U	1 U	1 U
1,1,2,2-Tetrachloroethane	—	10.8	1 U	1 U	1 U	1 U	1 U
1,1,2-Trichloroethane	5	41.99	1 U	1 U	1 U	1 U	1 U
1,1-Dichloroethane	—	—	1 U	1 U	1 U	1 U	1 U
1,1-Dichloroethene	7	3.2	1 U	1 U	1 U	1 U	1 U
1,2-Dichloroethane	5	98.6	1 U	1 U	1 U	1 U	1 U
1,2-Dichloroethene	—	—	2 U	2 U	2 U	0.71 J	1.2 J
1,2-Dichloropropane	—	—	1 U	1 U	1 U	1 U	1 U
1,3- <i>cis</i> -Dichloropropene	—	1,700	1 U	1 U	1 U	1 U	1 U
1,3- <i>trans</i> -Dichloropropene	—	1,700	1 U	1 U	1 U	1 U	1 U
2-Butanone	—	—	5 U	5 U	5 U	5 U	5 U
2-Hexanone	—	—	5 U	5 U	5 U	5 U	5 U
4-Methyl-2-Pentanone	—	—	5 U	5 U	5 U	5 U	5 U
Acetone	—	—	6.4 =	5 U	5 U	5 U	5 U
Benzene	5	71.28	0.92 J	5.6 =	1 U	1 U	1.8 =
Bromodichloromethane	—	—	1 U	1 U	1 U	1 U	1 U
Bromoform	—	360	1 U	1 U	1 U	1 U	1 U
Bromomethane	—	—	1 U	1 U	1 U	1 U	1 U
Carbon Disulfide	—	—	5 U	5 U	5 U	5 U	5 U
Carbon Tetrachloride	5	4.42	1 U	1 U	1 U	1 U	1 U
Chlorobenzene	100	21,000	1 U	1 U	1 U	1 U	1 U
Chloroethane	—	—	1 U	1 U	1 U	1 U	1 U
Chloroform	—	470.8	1 U	1 U	1 U	1 U	1 U
Chloromethane	—	—	1 U	1 U	1 U	1 U	1 U
Dibromochloromethane	—	22	1 U	1 U	1 U	1 U	1 U
Ethylbenzene	700	28,718	1 U	3.5 =	1 U	1 U	0.45 J
Methylene Chloride	—	—	5 U	5 U	5 U	5 U	5 U
Styrene	100	—	1 U	1 U	1 U	1 U	1 U
Tetrachloroethene	5	8.85	1 U	1 U	1 U	1 U	1 U
Toluene	1,000	200,000	2.4 =	1 U	1 U	1 U	2 U
Trichloroethene	5	80.7	1 U	1 U	1 U	12.9 =	20.9 =
Vinyl Chloride	2	525	1 U	1 U	1 U	1 U	1 U
Xylenes, Total	10,000	—	1 J	3 U	3 U	3 U	3 U

NOTES:

- ^a U.S. Environmental Protection Agency maximum contaminant level.
^b Georgia Environmental Protection Division water quality standards (Chapter 391-03-6.03).
 BGS Below ground surface.
 MCL Maximum contaminant level.
 SDWA Safe Drinking Water Act.

Laboratory Qualifiers

- U Indicates the compound was not detected at the concentration reported.
 UJ Indicates the compound was not detected above an approximated sample quantitation limit.
 J Indicates the value for the compound is an estimated value.
 = Indicates the compound was detected at the concentration reported.

Table VIII-I. Summary of July 2002 Groundwater Analytical Results (continued)

Well ID: Sample ID	Federal SDWA MCLs ^a	In-Stream Water Quality Standards ^b	AF-63 AF6362 26.0 – 30.0 16-Jul-02 (µg/L)	AF-63 AF6372 31.0 – 35.0 16-Jul-02 (µg/L)	AF-63 AF6382 36.0 – 40.0 16-Jul-02 (µg/L)	AF-63 AF6392 41.0 – 45.0 16-Jul-02 (µg/L)	AF-64 AF6422 6.0 – 10.0 16-Jul-02 (µg/L)
VOLATILE ORGANIC COMPOUNDS							
1,1,1-Trichloroethane	200	—	1 U	1 U	25 U	5 U	1 U
1,1,2,2-Tetrachloroethane	—	10.8	1 U	1 U	25 U	5 U	1 U
1,1,2-Trichloroethane	5	41.99	1 U	1 U	25 U	5 U	1 U
1,1-Dichloroethane	—	—	1 U	1 U	25 U	5 U	1 U
1,1-Dichloroethene	7	3.2	1 U	1 U	25 U	5 U	1 U
1,2-Dichloroethane	5	98.6	1 U	1 U	25 U	5 U	1 U
1,2-Dichloroethene	—	—	4.5 =	2 U	116 =	38.7 =	2 U
1,2-Dichloropropane	—	—	1 U	1 U	25 U	5 U	1 U
1,3- <i>cis</i> -Dichloropropene	—	1,700	1 U	1 U	25 U	5 U	1 U
1,3- <i>trans</i> -Dichloropropene	—	1,700	1 U	1 U	25 U	5 U	1 U
2-Butanone	—	—	5 U	5 U	125 U	25 U	5 U
2-Hexanone	—	—	5 U	5 U	125 U	25 U	5 U
4-Methyl-2-Pentanone	—	—	5 U	5 U	125 U	25 U	5 U
Acetone	—	—	5 U	5 U	125 U	25 U	5 U
Benzene	5	71.28	3 =	1.4 =	25 U	5 U	1 U
Bromodichloromethane	—	—	1 U	1 U	25 U	5 U	1 U
Bromoform	—	360	1 U	1 U	25 U	5 U	1 U
Bromomethane	—	—	1 U	1 U	25 U	5 U	1 U
Carbon Disulfide	—	—	5 U	5 U	125 U	25 U	5 U
Carbon Tetrachloride	5	4.42	1 U	1 U	25 U	5 U	1 U
Chlorobenzene	100	21,000	1 U	1 U	25 U	5 U	1 U
Chloroethane	—	—	1 U	1 U	25 U	5 U	1 U
Chloroform	—	470.8	1 U	1 U	25 U	5 U	1 U
Chloromethane	—	—	1 U	1 U	25 U	5 U	1 U
Dibromochloromethane	—	22	1 U	1 U	25 U	5 U	1 U
Ethylbenzene	700	28,718	1 U	0.64 J	25 U	5 U	1 U
Methylene Chloride	—	—	5 U	5 U	125 U	25 U	5 U
Styrene	100	—	1 U	1 U	25 U	5 U	1 U
Tetrachloroethene	5	8.85	1 U	1 U	25 U	5 U	1 U
Toluene	1,000	200,000	1 U	1 U	25 U	3.8 J	1 U
Trichloroethene	5	80.7	71.7 =	0.88 J	1,250 =	344 =	1 U
Vinyl Chloride	2	525	1 U	1 U	25 U	5 U	1 U
Xylenes, Total	10,000	—	3 U	3 U	75 U	15 U	3 U

NOTES:

- ^a U.S. Environmental Protection Agency maximum contaminant level.
^b Georgia Environmental Protection Division water quality standards (Chapter 391-03-6.03).
BGS Below ground surface.
MCL Maximum contaminant level.
SDWA Safe Drinking Water Act.

Laboratory Qualifiers

- U Indicates the compound was not detected at the concentration reported.
UJ Indicates the compound was not detected above an approximated sample quantitation limit.
J Indicates the value for the compound is an estimated value.
= Indicates the compound was detected at the concentration reported.

Table VIII-I. Summary of July 2002 Groundwater Analytical Results (continued)

Well ID: Sample ID	Federal SDWA MCLs ^a	In-Stream Water Quality Standards ^b	AF-64 AF6432 11.0 – 15.0 16-Jul-02 (µg/L)	AF-64 AF6442 16.0 – 20.0 16-Jul-02 (µg/L)	AF-64 AF6452 21.0 – 25.0 16-Jul-02 (µg/L)	AF-64 AF6462 26.0 – 30.0 16-Jul-02 (µg/L)	AF-64 AF6472 31.0 – 35.0 16-Jul-02 (µg/L)
VOLATILE ORGANIC COMPOUNDS							
1,1,1-Trichloroethane	200	—	1 U	1 U	1 U	1 U	1 U
1,1,2,2-Tetrachloroethane	—	10.8	1 U	1 U	1 U	1 U	1 U
1,1,2-Trichloroethane	5	41.99	1 U	1 U	1 U	1 U	1 U
1,1-Dichloroethane	—	—	1 U	1 U	1 U	1 U	1 U
1,1-Dichloroethene	7	3.2	1 U	1 U	1 U	1 U	1 U
1,2-Dichloroethane	5	98.6	1 U	1 U	1 U	1 U	1 U
1,2-Dichloroethene	—	—	2 U	2 U	2 U	2 =	1.4 J
1,2-Dichloropropane	—	—	1 U	1 U	1 U	1 U	1 U
1,3- <i>cis</i> -Dichloropropene	—	1,700	1 U	1 U	1 U	1 U	1 U
1,3- <i>trans</i> -Dichloropropene	—	1,700	1 U	1 U	1 U	1 U	1 U
2-Butanone	—	—	5 U	5 U	5 U	5 U	5 U
2-Hexanone	—	—	5 U	5 U	5 U	5 U	5 U
4-Methyl-2-Pentanone	—	—	5 U	5 U	5 U	5 U	5 U
Acetone	—	—	5 U	5 U	5 U	5 U	5 U
Benzene	5	71.28	1 U	1 U	1 U	1 U	1 U
Bromodichloromethane	—	—	1 U	1 U	1 U	1 U	1 U
Bromoform	—	360	1 U	1 U	1 U	1 U	1 U
Bromomethane	—	—	1 U	1 U	1 U	1 U	1 U
Carbon Disulfide	—	—	5 U	5 U	5 U	5 U	5 U
Carbon Tetrachloride	5	4.42	1 U	1 U	1 U	1 U	1 U
Chlorobenzene	100	21,000	1 U	1 U	1 U	1 U	1 U
Chloroethane	—	—	1 U	1 U	1 U	1 U	1 U
Chloroform	—	470.8	1 U	1 U	1 U	1 U	1 U
Chloromethane	—	—	1 U	1 U	1 U	1 U	1 U
Dibromochloromethane	—	22	1 U	1 U	1 U	1 U	1 U
Ethylbenzene	700	28,718	1 U	1 U	1 U	1 U	1 U
Methylene Chloride	—	—	5 U	5 U	5 U	5 U	5 U
Styrene	100	—	1 U	1 U	1 U	1 U	1 U
Tetrachloroethene	5	8.85	1 U	1 U	1 U	1 U	1 U
Toluene	1,000	200,000	2.2 U	2 U	1 U	2.9 U	1.2 U
Trichloroethene	5	80.7	1 U	6.7 =	13.8 =	31.2 =	2.8 =
Vinyl Chloride	2	525	1 U	1 U	1 U	1 U	1 U
Xylenes, Total	10,000	—	3 U	3 U	3 U	3 U	3 U

NOTES:

- ^a U.S. Environmental Protection Agency maximum contaminant level.
^b Georgia Environmental Protection Division water quality standards (Chapter 391-03-6.03).
BGS Below ground surface.
MCL Maximum contaminant level.
SDWA Safe Drinking Water Act.

Laboratory Qualifiers

- U Indicates the compound was not detected at the concentration reported.
UJ Indicates the compound was not detected above an approximated sample quantitation limit.
J Indicates the value for the compound is an estimated value.
= Indicates the compound was detected at the concentration reported.

Table VIII-I. Summary of July 2002 Groundwater Analytical Results (continued)

Well ID: Sample ID	Federal SDWA MCLs ^a	In-Stream Water Quality Standards ^b	AF-64 AF6482 36.0 – 40.0 16-Jul-02 (µg/L)	AF-64 AF6492 41.0 – 45.0 16-Jul-02 (µg/L)	AF-65 AF6512 1.0 – 5.0 16-Jul-02 (µg/L)	AF-65 AF6522 6.0 – 10.0 16-Jul-02 (µg/L)	AF-65 AF6532 11.0 – 15.0 16-Jul-02 (µg/L)
VOLATILE ORGANIC COMPOUNDS							
1,1,1-Trichloroethane	200	—	1 U	1 U	1 U	1 U	1 U
1,1,2,2-Tetrachloroethane	—	10.8	1 U	1 U	1 U	1 U	1 U
1,1,2-Trichloroethane	5	41.99	1 U	1 U	1 U	1 U	1 U
1,1-Dichloroethane	—	—	1 U	1 U	1 U	1 U	1 U
1,1-Dichloroethene	7	3.2	1 U	1 U	1 U	1 U	1 U
1,2-Dichloroethane	5	98.6	1 U	1 U	1 U	1 U	1 U
1,2-Dichloroethene	—	—	2 U	4.4 =	2 U	2 U	2 U
1,2-Dichloropropane	—	—	1 U	1 U	1 U	1 U	1 U
1,3- <i>cis</i> -Dichloropropene	—	1,700	1 U	1 U	1 U	1 U	1 U
1,3- <i>trans</i> -Dichloropropene	—	1,700	1 U	1 U	1 U	1 U	1 U
2-Butanone	—	—	5 U	5 U	5 U	5 U	5 U
2-Hexanone	—	—	5 U	5 U	5 U	5 U	5 U
4-Methyl-2-Pentanone	—	—	5 U	5 U	5 U	5 U	5 U
Acetone	—	—	7.3 U	5 U	8.8 U	5 U	5 U
Benzene	5	71.28	1 U	1 U	1 U	1 U	1 U
Bromodichloromethane	—	—	1 U	1 U	1 U	1 U	1 U
Bromoform	—	360	1 U	1 U	1 U	1 U	1 U
Bromomethane	—	—	1 U	1 U	1 U	1 U	1 U
Carbon Disulfide	—	—	5 U	5 U	5 U	5 U	5 U
Carbon Tetrachloride	5	4.42	1 U	1 U	1 U	1 U	1 U
Chlorobenzene	100	21,000	1 U	1 U	1 U	1 U	1 U
Chloroethane	—	—	1 U	1 U	1 U	1 U	1 U
Chloroform	—	470.8	1 U	1 U	1 U	1 U	1 U
Chloromethane	—	—	1 U	1 U	1 U	1 U	1 U
Dibromochloromethane	—	22	1 U	1 U	1 U	1 U	1 U
Ethylbenzene	700	28,718	1 U	1 U	1 U	1 U	1 U
Methylene Chloride	—	—	5 U	5 U	5 U	5 U	5 U
Styrene	100	—	1 U	1 U	1 U	1 U	1 U
Tetrachloroethene	5	8.85	1 U	1 U	1 U	1 U	1 U
Toluene	1,000	200,000	7 =	1.7 U	1.9 =	1.1 U	0.74 J
Trichloroethene	5	80.7	1.1 =	79.1 =	1 U	1 U	1 U
Vinyl Chloride	2	525	1 U	1 U	1 U	1 U	1 U
Xylenes, Total	10,000	—	3 U	3 U	3 U	3 U	3 U

NOTES:

- ^a U.S. Environmental Protection Agency maximum contaminant level.
^b Georgia Environmental Protection Division water quality standards (Chapter 391-03-6.03).
 BGS Below ground surface.
 MCL Maximum contaminant level.
 SDWA Safe Drinking Water Act.

Laboratory Qualifiers

- U Indicates the compound was not detected at the concentration reported.
 UJ Indicates the compound was not detected above an approximated sample quantitation limit.
 J Indicates the value for the compound is an estimated value.
 = Indicates the compound was detected at the concentration reported.

Table VIII-I. Summary of July 2002 Groundwater Analytical Results (continued)

Well ID: Sample ID	Federal SDWA MCLs ^a	In-Stream Water Quality Standards ^b	AF-65 AF6542 16.0 – 20.0 16-Jul-02 (µg/L)	AF-65 AF6552 21.0 – 25.0 16-Jul-02 (µg/L)	AF-65 AF6562 26.0 – 30.0 16-Jul-02 (µg/L)	AF-65 AF6572 31.0 – 35.0 16-Jul-02 (µg/L)	AF-65 AF6582 36.0 – 40.0 16-Jul-02 (µg/L)
VOLATILE ORGANIC COMPOUNDS							
1,1,1-Trichloroethane	200	—	1 U	1 U	1 U	1 U	1 U
1,1,2,2-Tetrachloroethane	—	10.8	1 U	1 U	1 U	1 U	1 U
1,1,2-Trichloroethane	5	41.99	1 U	1 U	1 U	1 U	1 U
1,1-Dichloroethane	—	—	1 U	1 U	1 U	1 U	1 U
1,1-Dichloroethene	7	3.2	1 U	1 U	1 U	1 U	1 U
1,2-Dichloroethane	5	98.6	1 U	1 U	1 U	1 U	1 U
1,2-Dichloroethene	—	—	2 U	0.38 J	2 U	2 U	2 U
1,2-Dichloropropane	—	—	1 U	1 U	1 U	1 U	1 U
1,3- <i>cis</i> -Dichloropropene	—	1,700	1 U	1 U	1 U	1 U	1 U
1,3- <i>trans</i> -Dichloropropene	—	1,700	1 U	1 U	1 U	1 U	1 U
2-Butanone	—	—	5 U	5 U	5 U	5 U	5 U
2-Hexanone	—	—	5 U	5 U	5 U	5 U	5 U
4-Methyl-2-Pentanone	—	—	5 U	5 U	5 U	5 U	5 U
Acetone	—	—	5 U	5 U	5 U	5 U	5 U
Benzene	5	71.28	1 U	1 U	1 U	1 U	1 U
Bromodichloromethane	—	—	1 U	1 U	1 U	1 U	1 U
Bromoform	—	360	1 U	1 U	1 U	1 U	1 U
Bromomethane	—	—	1 U	1 U	1 U	1 U	1 U
Carbon Disulfide	—	—	5 U	5 U	5 U	5 U	5 U
Carbon Tetrachloride	5	4.42	1 U	1 U	1 U	1 U	1 U
Chlorobenzene	100	21,000	1 U	1 U	1 U	1 U	1 U
Chloroethane	—	—	1 U	1 U	1 U	1 U	1 U
Chloroform	—	470.8	1 U	1 U	1 U	1 U	1 U
Chloromethane	—	—	1 U	1 U	1 U	1 U	1 U
Dibromochloromethane	—	22	1 U	1 U	1 U	1 U	1 U
Ethylbenzene	700	28,718	1 U	1 U	1 U	1 U	1 U
Methylene Chloride	—	—	5 U	5 U	5 U	5 U	5 U
Styrene	100	—	1 U	1 U	1 U	1 U	1 U
Tetrachloroethene	5	8.85	1 U	1 U	1 U	1 U	1 U
Toluene	1,000	200,000	0.74 J	0.47 J	0.43 J	1 U	1 U
Trichloroethene	5	80.7	2.4 =	3 =	1 U	1 U	1 U
Vinyl Chloride	2	525	1 U	1 U	1 U	1 U	1 U
Xylenes, Total	10,000	—	3 U	3 U	3 U	3 U	3 U

NOTES:

- ^a U.S. Environmental Protection Agency maximum contaminant level.
^b Georgia Environmental Protection Division water quality standards (Chapter 391-03-6.03).
BGS Below ground surface.
MCL Maximum contaminant level.
SDWA Safe Drinking Water Act.

Laboratory Qualifiers

- U Indicates the compound was not detected at the concentration reported.
UJ Indicates the compound was not detected above an approximated sample quantitation limit.
J Indicates the value for the compound is an estimated value.
= Indicates the compound was detected at the concentration reported.

Table VIII-I. Summary of July 2002 Groundwater Analytical Results (continued)

Well ID: Sample ID	Federal SDWA MCLs ^a	In-Stream Water Quality Standards ^b	AF-65 AF6592 41.0 – 45.0 16-Jul-02 (µg/L)	AF-66 AF6612 1.0 – 5.0 16-Jul-02 (µg/L)	AF-66 AF6622 6.0 – 10.0 16-Jul-02 (µg/L)	AF-66 AF6632 1.0 – 15.0 16-Jul-02 (µg/L)	AF-66 AF6642 16.0 – 20.0 16-Jul-02 (µg/L)
VOLATILE ORGANIC COMPOUNDS							
1,1,1-Trichloroethane	200	—	1 UJ	1 U	1 U	1 U	1 U
1,1,2,2-Tetrachloroethane	—	10.8	1 UJ	1 U	1 U	1 U	1 U
1,1,2-Trichloroethane	5	41.99	1 UJ	1 U	1 U	1 U	1 U
1,1-Dichloroethane	—	—	1 UJ	1 U	1 U	1 U	1 U
1,1-Dichloroethene	7	3.2	1 UJ	1 U	1 U	1 U	1 U
1,2-Dichloroethane	5	98.6	1 UJ	1 U	1 U	1 U	1 U
1,2-Dichloroethene	—	—	2 UJ	2 U	15.9 =	90.5 =	15 =
1,2-Dichloropropane	—	—	1 UJ	1 U	1 U	1 U	1 U
1,3- <i>cis</i> -Dichloropropene	—	1,700	1 UJ	1 U	1 U	1 U	1 U
1,3- <i>trans</i> -Dichloropropene	—	1,700	1 UJ	1 U	1 U	1 U	1 U
2-Butanone	—	—	5.3 J	5 U	5 U	5 U	5 U
2-Hexanone	—	—	5 UJ	5 U	5 U	5 U	5 U
4-Methyl-2-Pentanone	—	—	5 UJ	5 U	5 U	5 U	5 U
Acetone	—	—	19.4 UJ	5 U	16.7 =	5 U	5 U
Benzene	5	71.28	0.38 J	1 U	0.4 J	1 U	1 U
Bromodichloromethane	—	—	1 UJ	1 U	1 U	1 U	1 U
Bromoform	—	360	1 UJ	1 U	1 U	1 U	1 U
Bromomethane	—	—	1 UJ	1 U	1 U	1 U	1 U
Carbon Disulfide	—	—	5 UJ	5 U	5 U	5 U	5 U
Carbon Tetrachloride	5	4.42	1 UJ	1 U	1 U	1 U	1 U
Chlorobenzene	100	21,000	1 UJ	1 U	1 U	1 U	1 U
Chloroethane	—	—	1 UJ	1 U	1 U	1 U	1 U
Chloroform	—	470.8	1 UJ	1 U	1 U	1 U	1 U
Chloromethane	—	—	1 UJ	1 U	1 U	1 U	1 U
Dibromochloromethane	—	22	1 UJ	1 U	1 U	1 U	1 U
Ethylbenzene	700	28,718	1 UJ	1 U	1 U	1 U	1 U
Methylene Chloride	—	—	5 UJ	5 U	5 U	5 U	5 U
Styrene	100	—	1 UJ	1 U	1 U	1 U	1 U
Tetrachloroethene	5	8.85	1 UJ	1 U	1 U	1 U	1 U
Toluene	1,000	200,000	1.2 J	3.4 U	4.1 =	3.1 =	3.2 =
Trichloroethene	5	80.7	1 UJ	1 U	1 U	4.2 =	76 =
Vinyl Chloride	2	525	1 UJ	1 U	1 U	0.74 J	1 U
Xylenes, Total	10,000	—	0.27 J	3 U	3 U	3 U	3 U

NOTES:

- ^a U.S. Environmental Protection Agency maximum contaminant level.
^b Georgia Environmental Protection Division water quality standards (Chapter 391-03-6.03).
BGS Below ground surface.
MCL Maximum contaminant level.
SDWA Safe Drinking Water Act.

Laboratory Qualifiers

- U Indicates the compound was not detected at the concentration reported.
UJ Indicates the compound was not detected above an approximated sample quantitation limit.
J Indicates the value for the compound is an estimated value.
= Indicates the compound was detected at the concentration reported.

Table VIII-I. Summary of July 2002 Groundwater Analytical Results (continued)

Well ID: Sample ID	Federal SDWA MCLs ^a	In-Stream Water Quality Standards ^b	AF-66 AF6652 21.0 – 25.0 16-Jul-02 (µg/L)	AF-66 AF6662 26.0 – 30.0 16-Jul-02 (µg/L)	AF-66 AF6672 31.0 – 35.0 16-Jul-02 (µg/L)	AF-66 AF6682 36.0 – 40.0 16-Jul-02 (µg/L)	AF-66 AF6692 41.0 – 45.0 16-Jul-02 (µg/L)
VOLATILE ORGANIC COMPOUNDS							
1,1,1-Trichloroethane	200	—	1 U	1 U	1 U	1 U	1 U
1,1,2,2-Tetrachloroethane	—	10.8	1 U	1 U	1 U	1 U	1 U
1,1,2-Trichloroethane	5	41.99	1 U	1 U	1 U	1 U	1 U
1,1-Dichloroethane	—	—	1 U	1 U	1 U	1 U	1 U
1,1-Dichloroethene	7	3.2	1 U	1 U	1 U	1 U	1 U
1,2-Dichloroethane	5	98.6	1 U	1 U	1 U	1 U	1 U
1,2-Dichloroethene	—	—	2 U	2 U	2 U	0.45 J	0.37 J
1,2-Dichloropropane	—	—	1 U	1 U	1 U	1 U	1 U
1,3- <i>cis</i> -Dichloropropene	—	1,700	1 U	1 U	1 U	1 U	1 U
1,3- <i>trans</i> -Dichloropropene	—	1,700	1 U	1 U	1 U	1 U	1 U
2-Butanone	—	—	5 U	5 U	5 U	5 U	5 U
2-Hexanone	—	—	5 U	5 U	5 U	5 U	5 U
4-Methyl-2-Pentanone	—	—	5 U	5 U	5 U	5 U	5 U
Acetone	—	—	5 U	5 U	5 U	5 U	5 U
Benzene	5	71.28	1 U	1 U	1 U	1 U	1 U
Bromodichloromethane	—	—	1 U	1 U	1 U	1 U	1 U
Bromoform	—	360	1 U	1 U	1 U	1 U	1 U
Bromomethane	—	—	1 U	1 U	1 U	1 U	1 U
Carbon Disulfide	—	—	5 U	5 U	5 U	5 U	5 U
Carbon Tetrachloride	5	4.42	1 U	1 U	1 U	1 U	1 U
Chlorobenzene	100	21,000	1 U	1 U	1 U	1 U	1 U
Chloroethane	—	—	1 U	1 U	1 U	1 U	1 U
Chloroform	—	470.8	1 U	1 U	1 U	1 U	1 U
Chloromethane	—	—	1 U	1 U	1 U	1 U	1 U
Dibromochloromethane	—	22	1 U	1 U	1 U	1 U	1 U
Ethylbenzene	700	28,718	1 U	1 U	1 U	1 U	1 U
Methylene Chloride	—	—	5 U	1.9 J	5 U	5 U	5 U
Styrene	100	—	1 U	1 U	1 U	1 U	1 U
Tetrachloroethene	5	8.85	1 U	1 U	1 U	1 U	1 U
Toluene	1,000	200,000	1.2 U	1.8 U	1.8 =	1.9 =	1.1 =
Trichloroethene	5	80.7	1 U	1 U	1 U	6 =	4.2 =
Vinyl Chloride	2	525	1 U	1 U	1 U	1 U	1 U
Xylenes, Total	10,000	—	3 U	3 U	3 U	3 U	3 U

NOTES:

- ^a U.S. Environmental Protection Agency maximum contaminant level.
^b Georgia Environmental Protection Division water quality standards (Chapter 391-03-6.03).
BGS Below ground surface.
MCL Maximum contaminant level.
SDWA Safe Drinking Water Act.

Laboratory Qualifiers

- U Indicates the compound was not detected at the concentration reported.
UJ Indicates the compound was not detected above an approximated sample quantitation limit.
J Indicates the value for the compound is an estimated value.
= Indicates the compound was detected at the concentration reported.

Table VIII-I. Summary of July 2002 Groundwater Analytical Results (continued)

Well ID: Sample ID	Federal SDWA MCLs ^a	In-Stream Water Quality Standards ^b	AF-67 AF6722 6.0 – 10.0 16-Jul-02 (µg/L)	AF-67 AF6732 11.0 – 15.0 16-Jul-02 (µg/L)	AF-67 AF6742 16.0 – 20.0 16-Jul-02 (µg/L)	AF-67 AF6752 21.0 – 25.0 16-Jul-02 (µg/L)	AF-67 AF6762 26.0 – 30.0 16-Jul-02 (µg/L)
VOLATILE ORGANIC COMPOUNDS							
1,1,1-Trichloroethane	200	—	2 U	1 U	1 U	1 U	1 U
1,1,2,2-Tetrachloroethane	—	10.8	2 U	1 U	1 U	1 U	1 U
1,1,2-Trichloroethane	5	41.99	2 U	1 U	1 U	1 U	1 U
1,1-Dichloroethane	—	—	2.2 =	0.97 J	1 U	1 U	1 U
1,1-Dichloroethene	7	3.2	1.1 J	2.3 =	1 U	1 U	1 U
1,2-Dichloroethane	5	98.6	2 U	1 U	1 U	1 U	1 U
1,2-Dichloroethene	—	—	14.2 =	25.6 =	2 U	2 U	2 U
1,2-Dichloropropane	—	—	2 U	1 U	1 U	1 U	1 U
1,3- <i>cis</i> -Dichloropropene	—	1,700	2 U	1 U	1 U	1 U	1 U
1,3- <i>trans</i> -Dichloropropene	—	1,700	2 U	1 U	1 U	1 U	1 U
2-Butanone	—	—	10 U	5 U	5 U	5 U	5 U
2-Hexanone	—	—	10 U	5 U	5 U	5 U	5 U
4-Methyl-2-Pentanone	—	—	10 U	5 U	5 U	5 U	5 U
Acetone	—	—	8.6 U	5 U	5 U	5 U	5 U
Benzene	5	71.28	2 U	1 U	1 U	1 U	1 U
Bromodichloromethane	—	—	2 U	1 U	1 U	1 U	1 U
Bromoform	—	360	2 U	1 U	1 U	1 U	1 U
Bromomethane	—	—	2 U	1 U	1 U	1 U	1 U
Carbon Disulfide	—	—	10 U	5 U	5 U	5 U	5 U
Carbon Tetrachloride	5	4.42	2 U	1 U	1 U	1 U	1 U
Chlorobenzene	100	21,000	2 U	1 U	1 U	1 U	1 U
Chloroethane	—	—	2 U	1 U	1 U	1 U	1 U
Chloroform	—	470.8	2 U	1 U	1 U	1 U	1 U
Chloromethane	—	—	2 U	1 U	1 U	1 U	1 U
Dibromochloromethane	—	22	2 U	1 U	1 U	1 U	1 U
Ethylbenzene	700	28,718	2 U	1 U	1 U	1 U	1 U
Methylene Chloride	—	—	10 U	5 U	5 U	5 U	5 U
Styrene	100	—	2 U	1 U	1 U	1 U	1 U
Tetrachloroethene	5	8.85	2 U	1 U	1 U	1 U	1 U
Toluene	1,000	200,000	2 U	1 U	1 U	1 U	1 U
Trichloroethene	5	80.7	107 =	746 =	1 U	1 U	1 U
Vinyl Chloride	2	525	2 U	1 U	1 U	1 U	1 U
Xylenes, Total	10,000	—	6 U	3 U	3 U	3 U	3 U

NOTES:

- ^a U.S. Environmental Protection Agency maximum contaminant level.
^b Georgia Environmental Protection Division water quality standards (Chapter 391-03-6.03).
 BGS Below ground surface.
 MCL Maximum contaminant level.
 SDWA Safe Drinking Water Act.

Laboratory Qualifiers

- U Indicates the compound was not detected at the concentration reported.
 UJ Indicates the compound was not detected above an approximated sample quantitation limit.
 J Indicates the value for the compound is an estimated value.
 = Indicates the compound was detected at the concentration reported.

Table VIII-I. Summary of July 2002 Groundwater Analytical Results (continued)

Well ID: Sample ID	Federal SDWA MCLs ^a	In-Stream Water Quality Standards ^b	AF-67 AF6772 31.0 – 35.0 16-Jul-02 (µg/L)	AF-67 AF6782 36.0 – 40.0 16-Jul-02 (µg/L)	AF-67 AF6792 41.0 – 45.0 16-Jul-02 (µg/L)
VOLATILE ORGANIC COMPOUNDS					
1,1,1-Trichloroethane	200	—	1 U	1 U	1 U
1,1,2,2-Tetrachloroethane	—	10.8	1 U	1 U	1 U
1,1,2-Trichloroethane	5	41.99	1 U	1 U	1 U
1,1-Dichloroethane	—	—	1 U	1 U	1 U
1,1-Dichloroethene	7	3.2	1 U	1 U	1 U
1,2-Dichloroethane	5	98.6	1 U	1 U	1 U
1,2-Dichloroethene	—	—	2 U	2 U	2 U
1,2-Dichloropropane	—	—	1 U	1 U	1 U
1,3- <i>cis</i> -Dichloropropene	—	1,700	1 U	1 U	1 U
1,3- <i>trans</i> -Dichloropropene	—	1,700	1 U	1 U	1 U
2-Butanone	—	—	5 U	5 U	5 U
2-Hexanone	—	—	5 U	5 U	5 U
4-Methyl-2-Pentanone	—	—	5 U	5 U	5 U
Acetone	—	—	5 U	5 U	5 U
Benzene	5	71.28	1 U	1 U	1 U
Bromodichloromethane	—	—	1 U	1 U	1 U
Bromoform	—	360	1 U	1 U	1 U
Bromomethane	—	—	1 U	1 U	1 U
Carbon Disulfide	—	—	5 U	5 U	5 U
Carbon Tetrachloride	5	4.42	1 U	1 U	1 U
Chlorobenzene	100	21,000	1 U	1 U	1 U
Chloroethane	—	—	1 U	1 U	1 U
Chloroform	—	470.8	1 U	1 U	1 U
Chloromethane	—	—	1 U	1 U	1 U
Dibromochloromethane	—	22	1 U	1 U	1 U
Ethylbenzene	700	28,718	1 U	1 U	1 U
Methylene Chloride	—	—	5 U	5 U	5 U
Styrene	100	—	1 U	1 U	1 U
Tetrachloroethene	5	8.85	1 U	1 U	1 U
Toluene	1,000	200,000	1 U	1 U	1 U
Trichloroethene	5	80.7	1 U	1 U	1 U
Vinyl Chloride	2	525	1 U	1 U	1 U
Xylenes, Total	10,000	—	3 U	3 U	3 U

NOTES:

- ^a U.S. Environmental Protection Agency maximum contaminant level.
^b Georgia Environmental Protection Division water quality standards (Chapter 391-03-6.03).
 BGS Below ground surface.
 MCL Maximum contaminant level.
 SDWA Safe Drinking Water Act.

Laboratory Qualifiers

- U Indicates the compound was not detected at the concentration reported.
 UJ Indicates the compound was not detected above an approximated sample quantitation limit.
 J Indicates the value for the compound is an estimated value.
 = Indicates the compound was detected at the concentration reported.

1A
VOLATILE ORGANICS ANALYSIS DATA SHEET

EPA SAMPLE NO.

AF6312

Lab Name: GENERAL ENGINEERING LABOR Contract: N/A

Lab Code: N/A Case No.: N/A SAS No.: N/A SDG No.: 63882

Matrix: (soil/water) WATER Lab Sample ID: 63882003

Sample wt/vol: 5.000 (g/ml) ML Lab File ID: 5U209

Level: (low/med) LOW Date Received: 07/19/02

% Moisture: not dec. _____ Date Analyzed: 07/30/02

GC Column: DB-624 ID: 0.25 (mm) Dilution Factor: 1.0

Soil Extract Volume: _____ (uL) Soil Aliquot Volume: _____ (uL)

CAS NO. COMPOUND CONCENTRATION UNITS:
(ug/L or ug/Kg) UG/L Q

74-87-3	-----Chloromethane	1.0	U	u
75-01-4	-----Vinyl chloride	1.0	UU	
74-83-9	-----Bromomethane	1.0	UU	
75-00-3	-----Chloroethane	1.0	UU	
75-35-4	-----1,1-Dichloroethylene	1.0	U	
67-64-1	-----Acetone	6.4		
75-15-0	-----Carbon disulfide	5.0	U	
75-09-2	-----Methylene chloride	5.0	UU	
75-34-3	-----1,1-Dichloroethane	1.0	UU	
78-93-3	-----2-Butanone	5.0	UU	
540-59-0	-----1,2-Dichloroethylene (total)	2.0	UU	u
67-66-3	-----Chloroform	1.0	UU	
71-55-6	-----1,1,1-Trichloroethane	1.0	UU	
56-23-5	-----Carbon tetrachloride	1.0	UU	
107-06-2	-----1,2-Dichloroethane	1.0	UU	
71-43-2	-----Benzene	0.92	J	
79-01-6	-----Trichloroethylene	1.0	UU	
78-87-5	-----1,2-Dichloropropane	1.0	UU	
75-27-4	-----Bromodichloromethane	1.0	UU	
10061-01-5	-----cis-1,3-Dichloropropylene	1.0	UU	
108-10-1	-----4-Methyl-2-pentanone	5.0	U	u
108-88-3	-----Toluene	2.4		
10061-02-6	-----trans-1,3-Dichloropropylene	1.0	U	
79-00-5	-----1,1,2-Trichloroethane	1.0	UU	
591-78-6	-----2-Hexanone	5.0	UU	
127-18-4	-----Tetrachloroethylene	1.0	UU	
124-48-1	-----Dibromochloromethane	1.0	UU	
108-90-7	-----Chlorobenzene	1.0	UU	
100-41-4	-----Ethylbenzene	1.0	UU	
1330-20-7	-----Xylenes (total)	1.0	J	
100-42-5	-----Styrene	1.0	UU	u
75-25-2	-----Bromoform	1.0	UU	
79-34-5	-----1,1,2,2-Tetrachloroethane	1.0	U	

FORM I VOA

OLM03.0

DATA VALIDATION
COPY

1A
VOLATILE ORGANICS ANALYSIS DATA SHEET

EPA SAMPLE NO.

AF6322

Lab Name: GENERAL ENGINEERING LABOR Contract: N/A

Lab Code: N/A

Case No.: N/A

SAS No.: N/A

SDG No.: 63880

Matrix: (soil/water) WATER

Lab Sample ID: 63880018

Sample wt/vol: 5.000 (g/ml) ML

Lab File ID: 1U125

Level: (low/med) LOW

Date Received: 07/19/02

% Moisture: not dec. _____

Date Analyzed: 07/29/02

GC Column: DB-624 ID: 0.25 (mm)

Dilution Factor: 1.0

Soil Extract Volume: _____ (uL)

Soil Aliquot Volume: _____ (uL)

CAS NO. COMPOUND CONCENTRATION UNITS:
(ug/L or ug/Kg) UG/L Q

74-87-3	-----Chloromethane	1.0	U	u
75-01-4	-----Vinyl chloride	1.0	U	
74-83-9	-----Bromomethane	1.0	U	
75-00-3	-----Chloroethane	1.0	U	
75-35-4	-----1,1-Dichloroethylene	1.0	U	
67-64-1	-----Acetone	5.0	U	
75-15-0	-----Carbon disulfide	5.0	U	
75-09-2	-----Methylene chloride	5.0	U	
75-34-3	-----1,1-Dichloroethane	1.0	U	
78-93-3	-----2-Butanone	5.0	U	
540-59-0	-----1,2-Dichloroethylene (total)	2.0	U	u
67-66-3	-----Chloroform	1.0	U	
71-55-6	-----1,1,1-Trichloroethane	1.0	U	
56-23-5	-----Carbon tetrachloride	1.0	U	
107-06-2	-----1,2-Dichloroethane	1.0	U	
71-43-2	-----Benzene	5.6		
79-01-6	-----Trichloroethylene	1.0	U	
78-87-5	-----1,2-Dichloropropane	1.0	U	
75-27-4	-----Bromodichloromethane	1.0	U	
10061-01-5	-----cis-1,3-Dichloropropylene	1.0	U	
108-10-1	-----4-Methyl-2-pentanone	5.0	U	u Foy, Fob
108-88-3	-----Toluene	1.0	J	
10061-02-6	-----trans-1,3-Dichloropropylene	1.0	U	
79-00-5	-----1,1,2-Trichloroethane	1.0	U	
591-78-6	-----2-Hexanone	5.0	U	
127-18-4	-----Tetrachloroethylene	1.0	U	
124-48-1	-----Dibromochloromethane	1.0	U	
108-90-7	-----Chlorobenzene	1.0	U	
100-41-4	-----Ethylbenzene	3.5		
1330-20-7	-----Xylenes (total)	3.0	U	
100-42-5	-----Styrene	1.0	U	u
75-25-2	-----Bromoform	1.0	U	
79-34-5	-----1,1,2,2-Tetrachloroethane	1.0	U	

FORM I VOA

OLM03.0.

DATA VALIDATION
COPY

VIII-87

30

1A
VOLATILE ORGANICS ANALYSIS DATA SHEET

EPA SAMPLE NO.

AF6332

Lab Name: GENERAL ENGINEERING LABOR Contract: N/A

Lab Code: N/A Case No.: N/A SAS No.: N/A SDG No.: 63880

Matrix: (soil/water) WATER Lab Sample ID: 63880012

Sample wt/vol: 5.000 (g/ml) ML Lab File ID: 1U119

Level: (low/med) LOW Date Received: 07/19/02

% Moisture: not dec. Date Analyzed: 07/29/02

GC Column: DB-624 ID: 0.25 (mm) Dilution Factor: 1.0

Soil Extract Volume: (uL) Soil Aliquot Volume: (uL)

CAS NO.	COMPOUND	CONCENTRATION UNITS: (ug/L or ug/Kg) UG/L	Q
74-87-3	-----Chloromethane	1.0 U	4 ↓ u F01, F06 u ↓ u F04, F06 u
75-01-4	-----Vinyl chloride	1.0 U	
74-83-9	-----Bromomethane	1.0 U	
75-00-3	-----Chloroethane	1.0 U	
75-35-4	-----1,1-Dichloroethylene	1.0 U	
67-64-1	-----Acetone	5.0 U	
75-15-0	-----Carbon disulfide	5.0 U	
75-09-2	-----Methylene chloride	5 2.3 JB	
75-34-3	-----1,1-Dichloroethane	1.0 U	
78-93-3	-----2-Butanone	5.0 U	
540-59-0	-----1,2-Dichloroethylene (total)	2.0 U	
67-66-3	-----Chloroform	1.0 U	
71-55-6	-----1,1,1-Trichloroethane	1.0 U	
56-23-5	-----Carbon tetrachloride	1.0 U	
107-06-2	-----1,2-Dichloroethane	1.0 U	
71-43-2	-----Benzene	1.0 U	
79-01-6	-----Trichloroethylene	1.0 U	
78-87-5	-----1,2-Dichloropropane	1.0 U	
75-27-4	-----Bromodichloromethane	1.0 U	
10061-01-5	-----cis-1,3-Dichloropropylene	1.0 U	
108-10-1	-----4-Methyl-2-pentanone	5.0 U	1.0 0.74 J ↓ u F04, F06 u
108-88-3	-----Toluene	1.0 U	
10061-02-6	-----trans-1,3-Dichloropropylene	1.0 U	
79-00-5	-----1,1,2-Trichloroethane	1.0 U	
591-78-6	-----2-Hexanone	5.0 U	
127-18-4	-----Tetrachloroethylene	1.0 U	
124-48-1	-----Dibromochloromethane	1.0 U	
108-90-7	-----Chlorobenzene	1.0 U	
100-41-4	-----Ethylbenzene	1.0 U	
1330-20-7	-----Xylenes (total)	3.0 U	
100-42-5	-----Styrene	1.0 U	
75-25-2	-----Bromoform	1.0 U	
79-34-5	-----1,1,2,2-Tetrachloroethane	1.0 U	

FORM I VOA

OLM03.0

VIII-88

DATA VALIDATION
COPY

1A
VOLATILE ORGANICS ANALYSIS DATA SHEET

EPA SAMPLE NO.

AF6342

Lab Name: GENERAL ENGINEERING LABOR Contract: N/A

Lab Code: N/A Case No.: N/A SAS No.: N/A SDG No.: 63880

Matrix: (soil/water) WATER Lab Sample ID: 63880007

Sample wt/vol: 5.000 (g/ml) ML Lab File ID: 1U114

Level: (low/med) LOW Date Received: 07/19/02

% Moisture: not dec. Date Analyzed: 07/29/02

GC Column: DB-624 ID: 0.25 (mm) Dilution Factor: 1.0

Soil Extract Volume: (uL) Soil Aliquot Volume: (uL)

CAS NO.	COMPOUND	CONCENTRATION UNITS: (ug/L or ug/Kg) UG/L	Q
74-87-3	Chloromethane	1.0 U	u
75-01-4	Vinyl chloride	1.0 U	
74-83-9	Bromomethane	1.0 U	
75-00-3	Chloroethane	1.0 U	
75-35-4	1,1-Dichloroethylene	1.0 U	
67-64-1	Acetone	5.0 U	
75-15-0	Carbon disulfide	5.0 U	
75-09-2	Methylene chloride	5.0 U	
75-34-3	1,1-Dichloroethane	1.0 U	
78-93-3	2-Butanone	5.0 U	
540-59-0	1,2-Dichloroethylene (total)	0.71 J	u
67-66-3	Chloroform	1.0 U	
71-55-6	1,1,1-Trichloroethane	1.0 U	
56-23-5	Carbon tetrachloride	1.0 U	
107-06-2	1,2-Dichloroethane	1.0 U	
71-43-2	Benzene	1.0 U	
79-01-6	Trichloroethylene	12.9	
78-87-5	1,2-Dichloropropane	1.0 U	
75-27-4	Bromodichloromethane	1.0 U	
10061-01-5	cis-1,3-Dichloropropylene	1.0 U	
108-10-1	4-Methyl-2-pentanone	5.0 U	u
108-88-3	Toluene	1.0 U	
10061-02-6	trans-1,3-Dichloropropylene	1.0 U	
79-00-5	1,1,2-Trichloroethane	1.0 U	
591-78-6	2-Hexanone	5.0 U	
127-18-4	Tetrachloroethylene	1.0 U	
124-48-1	Dibromochloromethane	1.0 U	
108-90-7	Chlorobenzene	1.0 U	
100-41-4	Ethylbenzene	1.0 U	
1330-20-7	Xylenes (total)	3.0 U	
100-42-5	Styrene	1.0 U	u
75-25-2	Bromoform	1.0 U	
79-34-5	1,1,2,2-Tetrachloroethane	1.0 U	

FORM I VOA

DATA VALIDATION
COPY

OLM03.0

VIII-89

1A
VOLATILE ORGANICS ANALYSIS DATA SHEET

EPA SAMPLE NO.

AF6352

Lab Name: GENERAL ENGINEERING LABOR Contract: N/A

Lab Code: N/A Case No.: N/A SAS No.: N/A SDG No.: 63880

Matrix: (soil/water) WATER Lab Sample ID: 63880017

Sample wt/vol: 5.000 (g/ml) ML Lab File ID: 1U124

Level: (low/med) LOW Date Received: 07/19/02

% Moisture: not dec. Date Analyzed: 07/29/02

GC Column: DB-624 ID: 0.25 (mm) Dilution Factor: 1.0

Soil Extract Volume: (uL) Soil Aliquot Volume: (uL)

CAS NO. COMPOUND CONCENTRATION UNITS:
(ug/L or ug/Kg) UG/L Q

74-87-3-----	Chloromethane	1.0	U	
75-01-4-----	Vinyl chloride	1.0	U	
74-83-9-----	Bromomethane	1.0	U	
75-00-3-----	Chloroethane	1.0	U	
75-35-4-----	1,1-Dichloroethylene	1.0	U	
67-64-1-----	Acetone	5.0	U	
75-15-0-----	Carbon disulfide	5.0	U	
75-09-2-----	Methylene chloride	5.0	U	
75-34-3-----	1,1-Dichloroethane	1.0	U	
78-93-3-----	2-Butanone	5.0	U	
540-59-0-----	1,2-Dichloroethylene (total)	1.2	J	
67-66-3-----	Chloroform	1.0	U	
71-55-6-----	1,1,1-Trichloroethane	1.0	U	
56-23-5-----	Carbon tetrachloride	1.0	U	
107-06-2-----	1,2-Dichloroethane	1.0	U	
71-43-2-----	Benzene	1.8		
79-01-6-----	Trichloroethylene	20.9		
78-87-5-----	1,2-Dichloropropane	1.0	U	
75-27-4-----	Bromodichloromethane	1.0	U	
10061-01-5-----	cis-1,3-Dichloropropylene	1.0	U	
108-10-1-----	4-Methyl-2-pentanone	5.0	U	
108-88-3-----	Toluene	2.0		
10061-02-6-----	trans-1,3-Dichloropropylene	1.0	U	
79-00-5-----	1,1,2-Trichloroethane	1.0	U	
591-78-6-----	2-Hexanone	5.0	U	
127-18-4-----	Tetrachloroethylene	1.0	U	
124-48-1-----	Dibromochloromethane	1.0	U	
108-90-7-----	Chlorobenzene	1.0	U	
100-41-4-----	Ethylbenzene	0.45	J	
1330-20-7-----	Xylenes (total)	3.0	U	
100-42-5-----	Styrene	1.0	U	
75-25-2-----	Bromoform	1.0	U	
79-34-5-----	1,1,2,2-Tetrachloroethane	1.0	U	

FORM I VOA

OLM03.0

DATA VALIDATION
COPY

VIII-90

1A
VOLATILE ORGANICS ANALYSIS DATA SHEET

EPA SAMPLE NO.

AF6362

Lab Name: GENERAL ENGINEERING LABOR Contract: N/A

Lab Code: N/A Case No.: N/A SAS No.: N/A SDG No.: 63880

Matrix: (soil/water) WATER Lab Sample ID: 63880010

Sample wt/vol: 5.000 (g/ml) ML Lab File ID: 1U117

Level: (low/med) LOW Date Received: 07/19/02

% Moisture: not dec. _____ Date Analyzed: 07/29/02

GC Column: DB-624 ID: 0.25 (mm) Dilution Factor: 1.0

Soil Extract Volume: _____ (uL) Soil Aliquot Volume: _____ (uL)

CAS NO. COMPOUND CONCENTRATION UNITS:
(ug/L or ug/Kg) UG/L Q

74-87-3	-----Chloromethane	1.0	U	4
75-01-4	-----Vinyl chloride	1.0	U	
74-83-9	-----Bromomethane	1.0	U	
75-00-3	-----Chloroethane	1.0	U	
75-35-4	-----1,1-Dichloroethylene	1.0	U	
67-64-1	-----Acetone	5.0	U	
75-15-0	-----Carbon disulfide	5.0	U	
75-09-2	-----Methylene chloride	5	2.0 JB	
75-34-3	-----1,1-Dichloroethane	1.0	U	
78-93-3	-----2-Butanone	5.0	U	
540-59-0	-----1,2-Dichloroethylene (total)	4.5		4
67-66-3	-----Chloroform	1.0	U	
71-55-6	-----1,1,1-Trichloroethane	1.0	U	
56-23-5	-----Carbon tetrachloride	1.0	U	
107-06-2	-----1,2-Dichloroethane	1.0	U	
71-43-2	-----Benzene	3.0		
79-01-6	-----Trichloroethylene	71.7		
78-87-5	-----1,2-Dichloropropane	1.0	U	
75-27-4	-----Bromodichloromethane	1.0	U	
10061-01-5	-----cis-1,3-Dichloropropylene	1.0	U	
108-10-1	-----4-Methyl-2-pentanone	5.0	U	4
108-88-3	-----Toluene	1.0	U	
10061-02-6	-----trans-1,3-Dichloropropylene	1.0	U	
79-00-5	-----1,1,2-Trichloroethane	1.0	U	
591-78-6	-----2-Hexanone	5.0	U	
127-18-4	-----Tetrachloroethylene	1.0	U	
124-48-1	-----Dibromochloromethane	1.0	U	
108-90-7	-----Chlorobenzene	1.0	U	
100-41-4	-----Ethylbenzene	1.0	U	
1330-20-7	-----Xylenes (total)	3.0	U	
100-42-5	-----Styrene	1.0	U	4
75-25-2	-----Bromoform	1.0	U	
79-34-5	-----1,1,2,2-Tetrachloroethane	1.0	U	

FORM I VOA

OLM03.0

VIII-91

DATA VALIDATION
COPY

38

1A
VOLATILE ORGANICS ANALYSIS DATA SHEET

Duplicate

EPA SAMPLE NO.

04
AF6394

Lab Name: GENERAL ENGINEERING LABOR Contract: N/A

Lab Code: N/A Case No.: N/A SAS No.: N/A SDG No.: 63880

Matrix: (soil/water) WATER Lab Sample ID: 63880006

Sample wt/vol: 5.000 (g/ml) ML Lab File ID: 1U113

Level: (low/med) LOW Date Received: 07/19/02

% Moisture: not dec. _____ Date Analyzed: 07/29/02

GC Column: DB-624 ID: 0.25 (mm) Dilution Factor: 1.0

Soil Extract Volume: _____ (uL) Soil Aliquot Volume: _____ (uL)

CONCENTRATION UNITS:
(ug/L or ug/Kg) UG/L

CAS NO.	COMPOUND	Q
74-87-3	-----Chloromethane	1.0 U
75-01-4	-----Vinyl chloride	1.0 U
74-83-9	-----Bromomethane	1.0 U
75-00-3	-----Chloroethane	1.0 U
75-35-4	-----1,1-Dichloroethylene	1.0 U
67-64-1	-----Acetone	5.0 U
75-15-0	-----Carbon disulfide	5.0 U
75-09-2	-----Methylene chloride	5 2.2 JB
75-34-3	-----1,1-Dichloroethane	1.0 U
78-93-3	-----2-Butanone	5.0 U
540-59-0	-----1,2-Dichloroethylene (total)	4.2
67-66-3	-----Chloroform	1.0 U
71-55-6	-----1,1,1-Trichloroethane	1.0 U
56-23-5	-----Carbon tetrachloride	1.0 U
107-06-2	-----1,2-Dichloroethane	1.0 U
71-43-2	-----Benzene	3.0
79-01-6	-----Trichloroethylene	68.7
78-87-5	-----1,2-Dichloropropane	1.0 U
75-27-4	-----Bromodichloromethane	1.0 U
10061-01-5	-----cis-1,3-Dichloropropylene	1.0 U
108-10-1	-----4-Methyl-2-pentanone	5.0 U
108-88-3	-----Toluene	1.0 0.53 J
10061-02-6	-----trans-1,3-Dichloropropylene	1.0 U
79-00-5	-----1,1,2-Trichloroethane	1.0 U
591-78-6	-----2-Hexanone	5.0 U
127-18-4	-----Tetrachloroethylene	1.0 U
124-48-1	-----Dibromochloromethane	1.0 U
108-90-7	-----Chlorobenzene	1.0 U
100-41-4	-----Ethylbenzene	1.0 U
1330-20-7	-----Xylenes (total)	3.0 U
100-42-5	-----Styrene	1.0 U
75-25-2	-----Bromoform	1.0 U
79-34-5	-----1,1,2,2-Tetrachloroethane	1.0 U

FORM I VOA

OLM03.0

VIII-92

DATA VALIDATION
COPY

42

1A
VOLATILE ORGANICS ANALYSIS DATA SHEET

EPA SAMPLE NO.

AF6372

Lab Name: GENERAL ENGINEERING LABOR Contract: N/A

Lab Code: N/A Case No.: N/A SAS No.: N/A SDG No.: 63880

Matrix: (soil/water) WATER Lab Sample ID: 63880011

Sample wt/vol: 5.000 (g/ml) ML Lab File ID: 1U118

Level: (low/med) LOW Date Received: 07/19/02

% Moisture: not dec. _____ Date Analyzed: 07/29/02

GC Column: DB-624 ID: 0.25 (mm) Dilution Factor: 1.0

Soil Extract Volume: _____ (uL) Soil Aliquot Volume: _____ (uL)

CAS NO.	COMPOUND	CONCENTRATION UNITS: (ug/L or ug/Kg) UG/L	Q
74-87-3	-----Chloromethane	1.0 U	u 11h2 4 F04, F06 2 2
75-01-4	-----Vinyl chloride	1.0 U	
74-83-9	-----Bromomethane	1.0 U	
75-00-3	-----Chloroethane	1.0 U	
75-35-4	-----1,1-Dichloroethylene	1.0 U	
67-64-1	-----Acetone	5.0 U	
75-15-0	-----Carbon disulfide	5.0 U	
75-09-2	-----Methylene chloride	5.0 U	
75-34-3	-----1,1-Dichloroethane	1.0 U	
78-93-3	-----2-Butanone	5.0 U	
540-59-0	-----1,2-Dichloroethylene (total)	2.0 U	
67-66-3	-----Chloroform	1.0 U	
71-55-6	-----1,1,1-Trichloroethane	1.0 U	
56-23-5	-----Carbon tetrachloride	1.0 U	
107-06-2	-----1,2-Dichloroethane	1.0 U	
71-43-2	-----Benzene	1.4	
79-01-6	-----Trichloroethylene	0.88 J	
78-87-5	-----1,2-Dichloropropane	1.0 U	
75-27-4	-----Bromodichloromethane	1.0 U	
10061-01-5	-----cis-1,3-Dichloropropylene	1.0 U	
108-10-1	-----4-Methyl-2-pentanone	5.0 U	1.0 0.56 J
108-88-3	-----Toluene	1.0 U	
10061-02-6	-----trans-1,3-Dichloropropylene	1.0 U	
79-00-5	-----1,1,2-Trichloroethane	1.0 U	
591-78-6	-----2-Hexanone	5.0 U	
127-18-4	-----Tetrachloroethylene	1.0 U	
124-48-1	-----Dibromochloromethane	1.0 U	
108-90-7	-----Chlorobenzene	1.0 U	
100-41-4	-----Ethylbenzene	0.64 J	
1330-20-7	-----Xylenes (total)	3.0 U	
100-42-5	-----Styrene	1.0 U	2
75-25-2	-----Bromoform	1.0 U	
79-34-5	-----1,1,2,2-Tetrachloroethane	1.0 U	

FORM I VOA

OLM03.0

VIII-93

DATA VALIDATION
COPY

EPA SAMPLE NO.

AF6382

SDG No.: 63882

Lab Sample ID: 63882001

Lab File ID: 5U207

Date Received: 07/19/02

Date Analyzed: 07/30/02

Dilution Factor: 25.0

Soil Aliquot Volume: (uL

OLM03.0

DATA VALIDATION
COPY

1A
VOLATILE ORGANICS ANALYSIS DATA SHEET

EPA SAMPLE NO.

AF6392

Lab Name: GENERAL ENGINEERING LABOR Contract: N/A

Lab Code: N/A Case No.: N/A SAS No.: N/A SDG No.: 63882

Matrix: (soil/water) WATER Lab Sample ID: 63882005

Sample wt/vol: 5.000 (g/ml) ML Lab File ID: 5U211

Level: (low/med) LOW Date Received: 07/19/02

% Moisture: not dec. Date Analyzed: 07/30/02

GC Column: DB-624 ID: 0.25 (mm) Dilution Factor: 5.0

Soil Extract Volume: (uL) Soil Aliquot Volume: (uL)

CAS NO. COMPOUND CONCENTRATION UNITS:
(ug/L or ug/Kg) UG/L Q

74-87-3	-----Chloromethane	5.0	U
75-01-4	-----Vinyl chloride	5.0	U
74-83-9	-----Bromomethane	5.0	U
75-00-3	-----Chloroethane	5.0	U
75-35-4	-----1,1-Dichloroethylene	5.0	U
67-64-1	-----Acetone	25.0	U
75-15-0	-----Carbon disulfide	25.0	U
75-09-2	-----Methylene chloride	25.0	U
75-34-3	-----1,1-Dichloroethane	5.0	U
78-93-3	-----2-Butanone	25.0	U
540-59-0	-----1,2-Dichloroethylene (total)	38.7	
67-66-3	-----Chloroform	5.0	U
71-55-6	-----1,1,1-Trichloroethane	5.0	U
56-23-5	-----Carbon tetrachloride	5.0	U
107-06-2	-----1,2-Dichloroethane	5.0	U
71-43-2	-----Benzene	5.0	U
79-01-6	-----Trichloroethylene	344	
78-87-5	-----1,2-Dichloropropane	5.0	U
75-27-4	-----Bromodichloromethane	5.0	U
10061-01-5	-----cis-1,3-Dichloropropylene	5.0	U
108-10-1	-----4-Methyl-2-pentanone	25.0	U
108-88-3	-----Toluene	3.8	J
10061-02-6	-----trans-1,3-Dichloropropylene	5.0	U
79-00-5	-----1,1,2-Trichloroethane	5.0	U
591-78-6	-----2-Hexanone	25.0	U
127-18-4	-----Tetrachloroethylene	5.0	U
124-48-1	-----Dibromochloromethane	5.0	U
108-90-7	-----Chlorobenzene	5.0	U
100-41-4	-----Ethylbenzene	5.0	U
1330-20-7	-----Xylenes (total)	15.0	U
100-42-5	-----Styrene	5.0	U
75-25-2	-----Bromoform	5.0	U
79-34-5	-----1,1,2,2-Tetrachloroethane	5.0	U

FORM I VOA

DATA VALIDATION OLM03.0
COPY

VIII-95

28

1A
VOLATILE ORGANICS ANALYSIS DATA SHEET

EPA SAMPLE NO.

AF6422

Lab Name: GENERAL ENGINEERING LABOR Contract: N/A

Lab Code: N/A Case No.: N/A SAS No.: N/A SDG No.: 63880

Matrix: (soil/water) WATER Lab Sample ID: 63880009

Sample wt/vol: 5.000 (g/ml) ML Lab File ID: 1U116

Level: (low/med) LOW Date Received: 07/19/02

% Moisture: not dec. _____ Date Analyzed: 07/29/02

GC Column: DB-624 ID: 0.25 (mm) Dilution Factor: 1.0

Soil Extract Volume: _____ (uL) Soil Aliquot Volume: _____ (uL)

CAS NO. COMPOUND CONCENTRATION UNITS:
(ug/L or ug/Kg) UG/L Q

74-87-3-----	Chloromethane	1.0	U	U ↓ Fol, Fol
75-01-4-----	Vinyl chloride	1.0	U	
74-83-9-----	Bromomethane	1.0	U	
75-00-3-----	Chloroethane	1.0	U	
75-35-4-----	1,1-Dichloroethylene	1.0	U	
67-64-1-----	Acetone	5.0	U	
75-15-0-----	Carbon disulfide	5.0	U	
75-09-2-----	Methylene chloride	5 2.1	JB	
75-34-3-----	1,1-Dichloroethane	1.0	U	
78-93-3-----	2-Butanone	5.0	U	
540-59-0-----	1,2-Dichloroethylene (total)	2.0	U	U ↓ Fol, Fol
67-66-3-----	Chloroform	1.0	U	
71-55-6-----	1,1,1-Trichloroethane	1.0	U	
56-23-5-----	Carbon tetrachloride	1.0	U	
107-06-2-----	1,2-Dichloroethane	1.0	U	
71-43-2-----	Benzene	1.0	U	
79-01-6-----	Trichloroethylene	1.0	U	
78-87-5-----	1,2-Dichloropropane	1.0	U	
75-27-4-----	Bromodichloromethane	1.0	U	
10061-01-5-----	cis-1,3-Dichloropropylene	1.0	U	
108-10-1-----	4-Methyl-2-pentanone	5.0	U	U ↓ Fol, Fol
108-88-3-----	Toluene	1.0	U	
10061-02-6-----	trans-1,3-Dichloropropylene	1.0	U	
79-00-5-----	1,1,2-Trichloroethane	1.0	U	
591-78-6-----	2-Hexanone	5.0	U	
127-18-4-----	Tetrachloroethylene	1.0	U	
124-48-1-----	Dibromochloromethane	1.0	U	
108-90-7-----	Chlorobenzene	1.0	U	
100-41-4-----	Ethylbenzene	1.0	U	
1330-20-7-----	Xylenes (total)	3.0	U	
100-42-5-----	Styrene	1.0	U	U
75-25-2-----	Bromoform	1.0	U	
79-34-5-----	1,1,2,2-Tetrachloroethane	1.0	U	

FORM I VOA

DATA VALIDATION
COPY

OLM03.0

1A
VOLATILE ORGANICS ANALYSIS DATA SHEET

EPA SAMPLE NO.

AF6432

Lab Name: GENERAL ENGINEERING LABOR Contract: N/A

Lab Code: N/A Case No.: N/A SAS No.: N/A SDG No.: 63880

Matrix: (soil/water) WATER Lab Sample ID: 63880014

Sample wt/vol: 5.000 (g/ml) ML Lab File ID: 1U121

Level: (low/med) LOW Date Received: 07/19/02

% Moisture: not dec. Date Analyzed: 07/29/02

GC Column: DB-624 ID: 0.25 (mm) Dilution Factor: 1.0

Soil Extract Volume: (uL) Soil Aliquot Volume: (uL)

CONCENTRATION UNITS:
(ug/L or ug/Kg) UG/L

CAS NO. COMPOUND Q

74-87-3	Chloromethane	1.0	U	U
75-01-4	Vinyl chloride	1.0	U	U
74-83-9	Bromomethane	1.0	U	U
75-00-3	Chloroethane	1.0	U	U
75-35-4	1,1-Dichloroethylene	1.0	U	U
67-64-1	Acetone	5.0	U	U
75-15-0	Carbon disulfide	5.0	U	U
75-09-2	Methylene chloride	5 2.5	JB	U Fol, Fol6
75-34-3	1,1-Dichloroethane	1.0	U	U
78-93-3	2-Butanone	5.0	U	U
540-59-0	1,2-Dichloroethylene (total)	2.0	U	U
67-66-3	Chloroform	1.0	U	U
71-55-6	1,1,1-Trichloroethane	1.0	U	U
56-23-5	Carbon tetrachloride	1.0	U	U
107-06-2	1,2-Dichloroethane	1.0	U	U
71-43-2	Benzene	1.0	U	U
79-01-6	Trichloroethylene	1.0	U	U
78-87-5	1,2-Dichloropropane	1.0	U	U
75-27-4	Bromodichloromethane	1.0	U	U
10061-01-5	cis-1,3-Dichloropropylene	1.0	U	U
108-10-1	4-Methyl-2-pentanone	5.0	U	U
108-88-3	Toluene	2.2	U	U Fol, Fol7
10061-02-6	trans-1,3-Dichloropropylene	1.0	U	U
79-00-5	1,1,2-Trichloroethane	1.0	U	U
591-78-6	2-Hexanone	5.0	U	U
127-18-4	Tetrachloroethylene	1.0	U	U
124-48-1	Dibromochloromethane	1.0	U	U
108-90-7	Chlorobenzene	1.0	U	U
100-41-4	Ethylbenzene	1.0	U	U
1330-20-7	Xylenes (total)	3.0	U	U
100-42-5	Styrene	1.0	U	U
75-25-2	Bromoform	1.0	U	U
79-34-5	1,1,2,2-Tetrachloroethane	1.0	U	U

FORM I VOA

OLM03.0

VIII-97

DATA VALIDATION
COPY

EPA SAMPLE NO.

AF6442

Lab Code: N/A Case No.: N/A SAS No.: N/A SDG No.: 63880

Matrix: (soil/water) WATER Lab Sample ID: 63880005

Sample wt/vol: 5.000 (g/ml) ML Lab File ID: 1U112

Level: (low/med) LOW Date Received: 07/19/02

% Moisture: not dec. _____ Date Analyzed: 07/29/02

GC Column: DB-624 ID: 0.25 (mm) Dilution Factor: 1.0

Soil Extract Volume: _____ (uL) Soil Aliquot Volume: _____ (uL)

CAS NO.	COMPOUND	CONCENTRATION UNITS: (ug/L or ug/Kg) UG/L		Q
74-87-3	Chloromethane	1.0	U	u
75-01-4	Vinyl chloride	1.0	U	
74-83-9	Bromomethane	1.0	U	
75-00-3	Chloroethane	1.0	U	
75-35-4	1,1-Dichloroethylene	1.0	U	
67-64-1	Acetone	5.0	U	
75-15-0	Carbon disulfide	5.0	U	
75-09-2	Methylene chloride	5	2.2 JB	
75-34-3	1,1-Dichloroethane	1.0	U	
78-93-3	2-Butanone	5.0	U	
540-59-0	1,2-Dichloroethylene (total)	2.0	U	u
67-66-3	Chloroform	1.0	U	
71-55-6	1,1,1-Trichloroethane	1.0	U	
56-23-5	Carbon tetrachloride	1.0	U	
107-06-2	1,2-Dichloroethane	1.0	U	
71-43-2	Benzene	1.0	U	
79-01-6	Trichloroethylene	6.7	U	
78-87-5	1,2-Dichloropropane	1.0	U	
75-27-4	Bromodichloromethane	1.0	U	
10061-01-5	cis-1,3-Dichloropropylene	1.0	U	
108-10-1	4-Methyl-2-pentanone	5.0	U	u
108-88-3	Toluene	2.0	U	
10061-02-6	trans-1,3-Dichloropropylene	1.0	U	
79-00-5	1,1,2-Trichloroethane	1.0	U	
591-78-6	2-Hexanone	5.0	U	
127-18-4	Tetrachloroethylene	1.0	U	
124-48-1	Dibromochloromethane	1.0	U	
108-90-7	Chlorobenzene	1.0	U	
100-41-4	Ethylbenzene	1.0	U	
1330-20-7	Xylenes (total)	3.0	U	
100-42-5	Styrene	1.0	U	u
75-25-2	Bromoform	1.0	U	
79-34-5	1,1,2,2-Tetrachloroethane	1.0	U	

FORM I VOA

OLM03.0

VIII-98

DATA VALIDATION
COPY

1A
VOLATILE ORGANICS ANALYSIS DATA SHEET

EPA SAMPLE NO.

AF6452

Lab Name: GENERAL ENGINEERING LABOR Contract: N/A

Lab Code: N/A Case No.: N/A SAS No.: N/A SDG No.: 63880

Matrix: (soil/water) WATER Lab Sample ID: 63880019

Sample wt/vol: 5.000 (g/ml) ML Lab File ID: 1U126

Level: (low/med) LOW Date Received: 07/19/02

% Moisture: not dec. Date Analyzed: 07/29/02

GC Column: DB-624 ID: 0.25 (mm) Dilution Factor: 1.0

Soil Extract Volume: (uL) Soil Aliquot Volume: (uL)

CAS NO. COMPOUND CONCENTRATION UNITS:
(ug/L or ug/Kg) UG/L Q

74-87-3	Chloromethane	1.0	U	U
75-01-4	Vinyl chloride	1.0	U	
74-83-9	Bromomethane	1.0	U	
75-00-3	Chloroethane	1.0	U	
75-35-4	1,1-Dichloroethylene	1.0	U	
67-64-1	Acetone	5.0	U	
75-15-0	Carbon disulfide	5.0	U	
75-09-2	Methylene chloride	5.0	U	
75-34-3	1,1-Dichloroethane	1.0	U	5 2.2 BJ U Fol, Fol6
78-93-3	2-Butanone	5.0	U	U
540-59-0	1,2-Dichloroethylene (total)	2.0	U	
67-66-3	Chloroform	1.0	U	
71-55-6	1,1,1-Trichloroethane	1.0	U	
56-23-5	Carbon tetrachloride	1.0	U	
107-06-2	1,2-Dichloroethane	1.0	U	
71-43-2	Benzene	1.0	U	
79-01-6	Trichloroethylene	13.8	U	
78-87-5	1,2-Dichloropropane	1.0	U	
75-27-4	Bromodichloromethane	1.0	U	
10061-01-5	cis-1,3-Dichloropropylene	1.0	U	
108-10-1	4-Methyl-2-pentanone	5.0	U	
108-88-3	Toluene	1.0	U	U Fol, Fol7
10061-02-6	trans-1,3-Dichloropropylene	1.0	U	
79-00-5	1,1,2-Trichloroethane	1.0	U	
591-78-6	2-Hexanone	5.0	U	
127-18-4	Tetrachloroethylene	1.0	U	
124-48-1	Dibromochloromethane	1.0	U	
108-90-7	Chlorobenzene	1.0	U	
100-41-4	Ethylbenzene	1.0	U	
1330-20-7	Xylenes (total)	3.0	U	
100-42-5	Styrene	1.0	U	
75-25-2	Bromoform	1.0	U	
79-34-5	1,1,2,2-Tetrachloroethane	1.0	U	

FORM I VOA

DATA VALIDATION
COPY

OLM03.0

1A
VOLATILE ORGANICS ANALYSIS DATA SHEET

EPA SAMPLE NO.

AF6462

Lab Name: GENERAL ENGINEERING LABOR Contract: N/A

Lab Code: N/A Case No.: N/A SAS No.: N/A SDG No.: 63880

Matrix: (soil/water) WATER Lab Sample ID: 63880016

Sample wt/vol: 5.000 (g/mL) ML Lab File ID: 1U123

Level: (low/med) LOW Date Received: 07/19/02

% Moisture: not dec. Date Analyzed: 07/29/02

GC Column: DB-624 ID: 0.25 (mm) Dilution Factor: 1.0

Soil Extract Volume: (uL) Soil Aliquot Volume: (uL)

CAS NO. COMPOUND CONCENTRATION UNITS:
(ug/L or ug/Kg) UG/L Q

74-87-3-----	Chloromethane	1.0	U	
75-01-4-----	Vinyl chloride	1.0	U	
74-83-9-----	Bromomethane	1.0	U	
75-00-3-----	Chloroethane	1.0	U	
75-35-4-----	1,1-Dichloroethylene	1.0	U	
67-64-1-----	Acetone	5.0	U	
75-15-0-----	Carbon disulfide	5.0	U	
75-09-2-----	Methylene chloride	5.0	U	
75-34-3-----	1,1-Dichloroethane	2.0	JB	
78-93-3-----	2-Butanone	1.0	U	
540-59-0-----	1,2-Dichloroethylene (total)	5.0	U	
67-66-3-----	Chloroform	2.0		
71-55-6-----	1,1,1-Trichloroethane	1.0	U	
56-23-5-----	Carbon tetrachloride	1.0	U	
107-06-2-----	1,2-Dichloroethane	1.0	U	
71-43-2-----	Benzene	1.0	U	
79-01-6-----	Trichloroethylene	31.2		
78-87-5-----	1,2-Dichloropropane	1.0	U	
75-27-4-----	Bromodichloromethane	1.0	U	
10061-01-5-----	cis-1,3-Dichloropropylene	1.0	U	
108-10-1-----	4-Methyl-2-pentanone	1.0	U	
108-88-3-----	Toluene	5.0	U	
10061-02-6-----	trans-1,3-Dichloropropylene	2.9		
79-00-5-----	1,1,2-Trichloroethane	1.0	U	
591-78-6-----	2-Hexanone	1.0	U	
127-18-4-----	Tetrachloroethylene	5.0	U	
124-48-1-----	Dibromochloromethane	1.0	U	
108-90-7-----	Chlorobenzene	1.0	U	
100-41-4-----	Ethylbenzene	1.0	U	
1330-20-7-----	Xylenes (total)	1.0	U	
100-42-5-----	Styrene	3.0	U	
75-25-2-----	Bromoform	1.0	U	
79-34-5-----	1,1,2,2-Tetrachloroethane	1.0	U	

FORM I VOA

DATA VALIDATION
COPY

OLM03.0

VIII-100

EPA SAMPLE NO.

AF6472

Lab Code: N/A

Case No.: N/A

SAS No. : N/A

SDG No. : 63880

Matrix: (soil/water) WATER

Lab Sample ID: 63880013

Sample wt/vol: 5.000 (g/ml) ML

Lab File ID: 1U120

Level: (low/med) LOW

Date Received: 07/19/02

% Moisture: not dec.

Date Analyzed: 07/29/02

GC Column: DB-624 ID: 0.25 (mm)

Dilution Factor: 1.0

Soil Extract Volume: _____ (uL)

Soil Aliquot Volume: (uL)

CAS NO.

COMPOUND

CONCENTRATION UNITS:
(ug/L or ug/Kg) UG/L

Q

FORM I VOA

OLM03.0

VIII-101

DATA VALIDATION
COPY

1A
VOLATILE ORGANICS ANALYSIS DATA SHEET

EPA SAMPLE NO.

AF6482

Lab Name: GENERAL ENGINEERING LABOR Contract: N/A

Lab Code: N/A Case No.: N/A SAS No.: N/A SDG No.: 63880

Matrix: (soil/water) WATER Lab Sample ID: 63880015

Sample wt/vol: 5.000 (g/ml) ML Lab File ID: 1U122

Level: (low/med) LOW Date Received: 07/19/02

% Moisture: not dec. Date Analyzed: 07/29/02

GC Column: DB-624 ID: 0.25 (mm) Dilution Factor: 1.0

Soil Extract Volume: (uL) Soil Aliquot Volume: (uL)

CAS NO. COMPOUND CONCENTRATION UNITS:
(ug/L or ug/Kg) UG/L

Q

74-87-3	Chloromethane	1.0	U	U
75-01-4	Vinyl chloride	1.0	U	U
74-83-9	Bromomethane	1.0	U	U
75-00-3	Chloroethane	1.0	U	U
75-35-4	1,1-Dichloroethylene	1.0	U	U
67-64-1	Acetone	7.3		U
75-15-0	Carbon disulfide	5.0	U	U
75-09-2	Methylene chloride	5 2.2	JB	U
75-34-3	1,1-Dichloroethane	1.0	U	U
78-93-3	2-Butanone	5 2.6	J	U
540-59-0	1,2-Dichloroethylene (total)	2.0	U	U
67-66-3	Chloroform	1.0	U	U
71-55-6	1,1,1-Trichloroethane	1.0	U	U
56-23-5	Carbon tetrachloride	1.0	U	U
107-06-2	1,2-Dichloroethane	1.0	U	U
71-43-2	Benzene	1.0	U	U
79-01-6	Trichloroethylene	1.1		U
78-87-5	1,2-Dichloropropane	1.0	U	U
75-27-4	Bromodichloromethane	1.0	U	U
10061-01-5	cis-1,3-Dichloropropylene	1.0	U	U
108-10-1	4-Methyl-2-pentanone	5.0	U	U
108-88-3	Toluene	7.0		U
10061-02-6	trans-1,3-Dichloropropylene	1.0	U	U
79-00-5	1,1,2-Trichloroethane	1.0	U	U
591-78-6	2-Hexanone	5.0	U	U
127-18-4	Tetrachloroethylene	1.0	U	U
124-48-1	Dibromochloromethane	1.0	U	U
108-90-7	Chlorobenzene	1.0	U	U
100-41-4	Ethylbenzene	1.0	U	U
1330-20-7	Xylenes (total)	3.0	U	U
100-42-5	Styrene	1.0	U	U
75-25-2	Bromoform	1.0	U	U
79-34-5	1,1,2,2-Tetrachloroethane	1.0	U	U

FORM I VOA

OLM03.0

DATA VALIDATION
COPY

VIII-102

56

1A
VOLATILE ORGANICS ANALYSIS DATA SHEET

EPA SAMPLE NO.

AF6492

Lab Name: GENERAL ENGINEERING LABOR Contract: N/A

Lab Code: N/A Case No.: N/A SAS No.: N/A SDG No.: 63880

Matrix: (soil/water) WATER Lab Sample ID: 63880008

Sample wt/vol: 5.000 (g/ml) ML Lab File ID: 1U115

Level: (low/med) LOW Date Received: 07/19/02

% Moisture: not dec. Date Analyzed: 07/29/02

GC Column: DB-624 ID: 0.25 (mm) Dilution Factor: 1.0

Soil Extract Volume: (uL) Soil Aliquot Volume: (uL)

CAS NO. COMPOUND CONCENTRATION UNITS:
(ug/L or ug/Kg) UG/L Q

74-87-3	-----Chloromethane	1.0	U	U ↓ F01, F06
75-01-4	-----Vinyl chloride	1.0	U	
74-83-9	-----Bromomethane	1.0	U	
75-00-3	-----Chloroethane	1.0	U	
75-35-4	-----1,1-Dichloroethylene	1.0	U	
67-64-1	-----Acetone	5.0	U	
75-15-0	-----Carbon disulfide	5.0	U	
75-09-2	-----Methylene chloride	5.0	U	
75-34-3	-----1,1-Dichloroethane	1.0	U	
78-93-3	-----2-Butanone	5.0	U	
540-59-0	-----1,2-Dichloroethylene (total)	4.4		U ↓ F01, F06
67-66-3	-----Chloroform	1.0	U	
71-55-6	-----1,1,1-Trichloroethane	1.0	U	
56-23-5	-----Carbon tetrachloride	1.0	U	
107-06-2	-----1,2-Dichloroethane	1.0	U	
71-43-2	-----Benzene	1.0	U	
79-01-6	-----Trichloroethylene	79.1		
78-87-5	-----1,2-Dichloropropane	1.0	U	
75-27-4	-----Bromodichloromethane	1.0	U	
10061-01-5	-----cis-1,3-Dichloropropylene	1.0	U	
108-10-1	-----4-Methyl-2-pentanone	5.0	U	U ↓ F04, F07
108-88-3	-----Toluene	1.7		
10061-02-6	-----trans-1,3-Dichloropropylene	1.0	U	
79-00-5	-----1,1,2-Trichloroethane	1.0	U	
591-78-6	-----2-Hexanone	5.0	U	
127-18-4	-----Tetrachloroethylene	1.0	U	
124-48-1	-----Dibromochloromethane	1.0	U	
108-90-7	-----Chlorobenzene	1.0	U	
100-41-4	-----Ethylbenzene	1.0	U	
1330-20-7	-----Xylenes (total)	3.0	U	
100-42-5	-----Styrene	1.0	U	
75-25-2	-----Bromoform	1.0	U	
79-34-5	-----1,1,2,2-Tetrachloroethane	1.0	U	

FORM I VOA

OLM03.0

DATA VALIDATION
COPY

VIII-103

58

EPA SAMPLE NO.

Lab Name: GENERAL ENGINEERING LABOR Contract: N/A

Lab Code: N/A Case No.: N/A SAS No.: N/A SDG No.: 63879

Matrix: (soil/water) WATER Lab Sample ID: 63879011

Sample wt/vol: 5.000 (g/ml) ML Lab File ID: 5T439

Level: (low/med) LOW Date Received: 07/19/02

% Moisture: not dec. Date Analyzed: 07/26/02

GC Column: DB-624 ID: 0.25 (mm) Dilution Factor: 1.0

Soil Extract Volume: _____ (uL) Soil Aliquot Volume: _____ (uL)

CONCENTRATION UNITS:
(ug/L or ug/Kg) UG/L

CAS NO.

COMPOUND

Q

μ

$\downarrow \mu$

F_{04}, F_{07}

$\downarrow \mu$

$\equiv \mu$

$\downarrow \mu$

FORM I VOA

~~DATA VALIDATION~~
COPY

OLM03.0

1A
VOLATILE ORGANICS ANALYSIS DATA SHEET

EPA SAMPLE NO.

AF6522

Lab Name: GENERAL ENGINEERING LABOR Contract: N/A

Lab Code: N/A Case No.: N/A SAS No.: N/A SDG No.: 63880

Matrix: (soil/water) WATER Lab Sample ID: 63880001

Sample wt/vol: 5.000 (g/ml) ML Lab File ID: 1U210

Level: (low/med) LOW Date Received: 07/19/02

% Moisture: not dec. _____ Date Analyzed: 07/30/02

GC Column: DB-624 ID: 0.25 (mm) Dilution Factor: 1.0

Soil Extract Volume: _____ (uL) Soil Aliquot Volume: _____ (uL)

CAS NO. COMPOUND CONCENTRATION UNITS:
(ug/L or ug/Kg) UG/L Q

74-87-3	-----Chloromethane	1.0	U	u FOY, FOT
75-01-4	-----Vinyl chloride	1.0	U	
74-83-9	-----Bromomethane	1.0	U	
75-00-3	-----Chloroethane	1.0	U	
75-35-4	-----1,1-Dichloroethylene	1.0	U	
67-64-1	-----Acetone	5.0	U	
75-15-0	-----Carbon disulfide	5.0	U	
75-09-2	-----Methylene chloride	5.0	U	
75-34-3	-----1,1-Dichloroethane	1.0	U	
78-93-3	-----2-Butanone	5.0	U	
540-59-0	-----1,2-Dichloroethylene (total)	2.0	U	
67-66-3	-----Chloroform	1.0	U	
71-55-6	-----1,1,1-Trichloroethane	1.0	U	
56-23-5	-----Carbon tetrachloride	1.0	U	
107-06-2	-----1,2-Dichloroethane	1.0	U	
71-43-2	-----Benzene	1.0	U	
79-01-6	-----Trichloroethylene	1.0	U	
78-87-5	-----1,2-Dichloropropane	1.0	U	
75-27-4	-----Bromodichloromethane	1.0	U	
10061-01-5	-----cis-1,3-Dichloropropylene	1.0	U	
108-10-1	-----4-Methyl-2-pentanone	5.0	U	u FOY, FOT
108-88-3	-----Toluene	1.1	U	
10061-02-6	-----trans-1,3-Dichloropropylene	1.0	U	
79-00-5	-----1,1,2-Trichloroethane	1.0	U	
591-78-6	-----2-Hexanone	5.0	U	
127-18-4	-----Tetrachloroethylene	1.0	U	
124-48-1	-----Dibromochloromethane	1.0	U	
108-90-7	-----Chlorobenzene	1.0	U	
100-41-4	-----Ethylbenzene	1.0	U	
1330-20-7	-----Xylenes (total)	3.0	U	
100-42-5	-----Styrene	1.0	U	u
75-25-2	-----Bromoform	1.0	U	
79-34-5	-----1,1,2,2-Tetrachloroethane	1.0	U	

FORM I VOA

OLM03.0

DATA VALIDATION
COPY

VIII-105

60

1A
VOLATILE ORGANICS ANALYSIS DATA SHEET

EPA SAMPLE NO.

AF6532

Lab Name: GENERAL ENGINEERING LABOR Contract: N/A

Lab Code: N/A Case No.: N/A SAS No.: N/A SDG No.: 63879

Matrix: (soil/water) WATER Lab Sample ID: 63879014

Sample wt/vol: 5.000 (g/ml) ML Lab File ID: 5T442

Level: (low/med) LOW Date Received: 07/19/02

% Moisture: not dec. _____ Date Analyzed: 07/26/02

GC Column: DB-624 ID: 0.25 (mm) Dilution Factor: 1.0

Soil Extract Volume: _____ (uL) Soil Aliquot Volume: _____ (uL)

CAS NO. COMPOUND CONCENTRATION UNITS:
(ug/L or ug/Kg) UG/L Q

74-87-3-----	Chloromethane	1.0	U	u ↓ 25
75-01-4-----	Vinyl chloride	1.0	U	
74-83-9-----	Bromomethane	1.0	U	
75-00-3-----	Chloroethane	1.0	U	
75-35-4-----	1,1-Dichloroethylene	1.0	U	
67-64-1-----	Acetone	5.0	U	
75-15-0-----	Carbon disulfide	5.0	U	
75-09-2-----	Methylene chloride	5.0	U	
75-34-3-----	1,1-Dichloroethane	1.0	U	
78-93-3-----	2-Butanone	5.0	U	
540-59-0-----	1,2-Dichloroethylene (total)	2.0	U	
67-66-3-----	Chloroform	1.0	U	
71-55-6-----	1,1,1-Trichloroethane	1.0	U	
56-23-5-----	Carbon tetrachloride	1.0	U	
107-06-2-----	1,2-Dichloroethane	1.0	U	
71-43-2-----	Benzene	1.0	U	
79-01-6-----	Trichloroethylene	1.0	U	
78-87-5-----	1,2-Dichloropropane	1.0	U	
75-27-4-----	Bromodichloromethane	1.0	U	
10061-01-5-----	cis-1,3-Dichloropropylene	1.0	U	
108-10-1-----	4-Methyl-2-pentanone	5.0	U	
108-88-3-----	Toluene	0.74	J	
10061-02-6-----	trans-1,3-Dichloropropylene	1.0	U	
79-00-5-----	1,1,2-Trichloroethane	1.0	U	
591-78-6-----	2-Hexanone	5.0	U	
127-18-4-----	Tetrachloroethylene	1.0	U	
124-48-1-----	Dibromochloromethane	1.0	U	
108-90-7-----	Chlorobenzene	1.0	U	
100-41-4-----	Ethylbenzene	1.0	U	
1330-20-7-----	Xylenes (total)	3.0	U	
100-42-5-----	Styrene	1.0	U	
75-25-2-----	Bromoform	1.0	U	
79-34-5-----	1,1,2,2-Tetrachloroethane	1.0	U	

FORM I VOA

OLM03.0

VIII-106

DATA VALIDATION
COPY

31

1A
VOLATILE ORGANICS ANALYSIS DATA SHEET

EPA SAMPLE NO.

AF6542

Lab Name: GENERAL ENGINEERING LABOR Contract: N/A

Lab Code: N/A Case No.: N/A SAS No.: N/A SDG No.: 63879

Matrix: (soil/water) WATER Lab Sample ID: 63879017

Sample wt/vol: 5.000 (g/ml) ML Lab File ID: 5T445

Level: (low/med) LOW Date Received: 07/19/02

% Moisture: not dec. _____ Date Analyzed: 07/26/02

GC Column: DB-624 ID: 0.25 (mm) Dilution Factor: 1.0

Soil Extract Volume: _____ (uL) Soil Aliquot Volume: _____ (uL)

CAS NO. COMPOUND CONCENTRATION UNITS:
(ug/L or ug/Kg) UG/L Q

74-87-3-----	Chloromethane	1.0	U	u 112 162
75-01-4-----	Vinyl chloride	1.0	U	
74-83-9-----	Bromomethane	1.0	U	
75-00-3-----	Chloroethane	1.0	U	
75-35-4-----	1,1-Dichloroethylene	1.0	U	
67-64-1-----	Acetone	5.0	U	
75-15-0-----	Carbon disulfide	5.0	U	
75-09-2-----	Methylene chloride	5.0	U	
75-34-3-----	1,1-Dichloroethane	1.0	U	
78-93-3-----	2-Butanone	5.0	U	
540-59-0-----	1,2-Dichloroethylene (total)	2.0	U	
67-66-3-----	Chloroform	1.0	U	
71-55-6-----	1,1,1-Trichloroethane	1.0	U	
56-23-5-----	Carbon tetrachloride	1.0	U	
107-06-2-----	1,2-Dichloroethane	1.0	U	
71-43-2-----	Benzene	1.0	U	
79-01-6-----	Trichloroethylene	2.4	U	
78-87-5-----	1,2-Dichloropropane	1.0	U	
75-27-4-----	Bromodichloromethane	1.0	U	
10061-01-5-----	cis-1,3-Dichloropropylene	1.0	U	
108-10-1-----	4-Methyl-2-pentanone	5.0	U	u 112 162
108-88-3-----	Toluene	0.74	J	
10061-02-6-----	trans-1,3-Dichloropropylene	1.0	U	
79-00-5-----	1,1,2-Trichloroethane	1.0	U	
591-78-6-----	2-Hexanone	5.0	U	
127-18-4-----	Tetrachloroethylene	1.0	U	
124-48-1-----	Dibromochloromethane	1.0	U	
108-90-7-----	Chlorobenzene	1.0	U	
100-41-4-----	Ethylbenzene	1.0	U	u 112 162
1330-20-7-----	Xylenes (total)	3.0	U	
100-42-5-----	Styrene	1.0	U	
75-25-2-----	Bromoform	1.0	U	
79-34-5-----	1,1,2,2-Tetrachloroethane	1.0	U	

FORM I VOA

DATA VALIDATION
COPY

OLM03.0

1A
VOLATILE ORGANICS ANALYSIS DATA SHEET

EPA SAMPLE NO.

AF6552

Lab Name: GENERAL ENGINEERING LABOR Contract: N/A

Lab Code: N/A Case No.: N/A SAS No.: N/A SDG No.: 63879

Matrix: (soil/water) WATER Lab Sample ID: 63879012

Sample wt/vol: 5.000 (g/ml) ML Lab File ID: 5T440

Level: (low/med) LOW Date Received: 07/19/02

% Moisture: not dec. _____ Date Analyzed: 07/26/02

GC Column: DB-624 ID: 0.25 (mm) Dilution Factor: 1.0

Soil Extract Volume: _____ (uL) Soil Aliquot Volume: _____ (uL)

CAS NO. COMPOUND CONCENTRATION UNITS:
(ug/L or ug/Kg) UG/L Q

74-87-3-----	Chloromethane	1.0	U
75-01-4-----	Vinyl chloride	1.0	U
74-83-9-----	Bromomethane	1.0	U
75-00-3-----	Chloroethane	1.0	U
75-35-4-----	1,1-Dichloroethylene	1.0	U
67-64-1-----	Acetone	5.0	U
75-15-0-----	Carbon disulfide	5.0	U
75-09-2-----	Methylene chloride	5.0	U
75-34-3-----	1,1-Dichloroethane	1.0	U
78-93-3-----	2-Butanone	5.0	U
540-59-0-----	1,2-Dichloroethylene (total)	0.38	J
67-66-3-----	Chloroform	1.0	U
71-55-6-----	1,1,1-Trichloroethane	1.0	U
56-23-5-----	Carbon tetrachloride	1.0	U
107-06-2-----	1,2-Dichloroethane	1.0	U
71-43-2-----	Benzene	1.0	U
79-01-6-----	Trichloroethylene	3.0	U
78-87-5-----	1,2-Dichloropropane	1.0	U
75-27-4-----	Bromodichloromethane	1.0	U
10061-01-5-----	cis-1,3-Dichloropropylene	1.0	U
108-10-1-----	4-Methyl-2-pentanone	5.0	U
108-88-3-----	Toluene	0.47	J
10061-02-6-----	trans-1,3-Dichloropropylene	1.0	U
79-00-5-----	1,1,2-Trichloroethane	1.0	U
591-78-6-----	2-Hexanone	5.0	U
127-18-4-----	Tetrachloroethylene	1.0	U
124-48-1-----	Dibromochloromethane	1.0	U
108-90-7-----	Chlorobenzene	1.0	U
100-41-4-----	Ethylbenzene	1.0	U
1330-20-7-----	Xylenes (total)	3.0	U
100-42-5-----	Styrene	1.0	U
75-25-2-----	Bromoform	1.0	U
79-34-5-----	1,1,2,2-Tetrachloroethane	1.0	U

u
50
115
50
50

FORM I VOA

DATA VALIDATION COPY OLM03.0

1A
VOLATILE ORGANICS ANALYSIS DATA SHEET

EPA SAMPLE NO.

AF6554

Lab Name: GENERAL ENGINEERING LABOR Contract: N/A

Lab Code: N/A Case No.: N/A SAS No.: N/A SDG No.: 63879

Matrix: (soil/water) WATER Lab Sample ID: 63879016

Sample wt/vol: 5.000 (g/ml) ML Lab File ID: 5T444

Level: (low/med) LOW Date Received: 07/19/02

% Moisture: not dec. Date Analyzed: 07/26/02

GC Column: DB-624 ID: 0.25 (mm) Dilution Factor: 1.0

Soil Extract Volume: _____ (uL) Soil Aliquot Volume: _____ (uL)

CONCENTRATION UNITS:
(ug/L or ug/Kg) UG/L

CAS NO.

COMPOUND

○

74-87-3-----	Chloromethane	1.0	U
75-01-4-----	Vinyl chloride	1.0	U
74-83-9-----	Bromomethane	1.0	U
75-00-3-----	Chloroethane	1.0	U
75-35-4-----	1,1-Dichloroethylene	1.0	U
67-64-1-----	Acetone	5.0	U
75-15-0-----	Carbon disulfide	5.0	U
75-09-2-----	Methylene chloride	5.0	U
75-34-3-----	1,1-Dichloroethane	1.0	U
78-93-3-----	2-Butanone	5.0	U
540-59-0-----	1,2-Dichloroethylene (total)	0.37	J
67-66-3-----	Chloroform	1.0	U
71-55-6-----	1,1,1-Trichloroethane	1.0	U
56-23-5-----	Carbon tetrachloride	1.0	U
107-06-2-----	1,2-Dichloroethane	1.0	U
71-43-2-----	Benzene	1.0	U
79-01-6-----	Trichloroethylene	3.0	
78-87-5-----	1,2-Dichloropropane	1.0	U
75-27-4-----	Bromodichloromethane	1.0	U
10061-01-5-----	cis-1,3-Dichloropropylene	1.0	U
108-10-1-----	4-Methyl-2-pentanone	5.0	U
108-88-3-----	Toluene	0.51	J
10061-02-6-----	trans-1,3-Dichloropropylene	1.0	U
79-00-5-----	1,1,2-Trichloroethane	1.0	U
591-78-6-----	2-Hexanone	5.0	U
127-18-4-----	Tetrachloroethylene	1.0	U
124-48-1-----	Dibromochloromethane	1.0	U
108-90-7-----	Chlorobenzene	1.0	U
100-41-4-----	Ethylbenzene	1.0	U
1330-20-7-----	Xylenes (total)	3.0	U
100-42-5-----	Styrene	1.0	U
75-25-2-----	Bromoform	1.0	U
79-34-5-----	1,1,2,2-Tetrachloroethane	1.0	U

FORM I VOA

DATA VALIDATION COPY OLM03.0

1A
VOLATILE ORGANICS ANALYSIS DATA SHEET

EPA SAMPLE NO.

AF6562

Lab Name: GENERAL ENGINEERING LABOR Contract: N/A

Lab Code: N/A Case No.: N/A SAS No.: N/A SDG No.: 63879

Matrix: (soil/water) WATER Lab Sample ID: 63879013

Sample wt/vol: 5.000 (g/ml) ML Lab File ID: 5T441

Level: (low/med) LOW Date Received: 07/19/02

% Moisture: not dec. _____ Date Analyzed: 07/26/02

GC Column: DB-624 ID: 0.25 (mm) Dilution Factor: 1.0

Soil Extract Volume: _____ (uL) Soil Aliquot Volume: _____ (uL)

CAS NO. COMPOUND CONCENTRATION UNITS:
(ug/L or ug/Kg) UG/L Q

74-87-3	-----Chloromethane	1.0	U
75-01-4	-----Vinyl chloride	1.0	U
74-83-9	-----Bromomethane	1.0	U
75-00-3	-----Chloroethane	1.0	U
75-35-4	-----1,1-Dichloroethylene	1.0	U
67-64-1	-----Acetone	5.0	U
75-15-0	-----Carbon disulfide	5.0	U
75-09-2	-----Methylene chloride	5.0	U
75-34-3	-----1,1-Dichloroethane	1.0	U
78-93-3	-----2-Butanone	5.0	U
540-59-0	-----1,2-Dichloroethylene (total)	2.0	U
67-66-3	-----Chloroform	1.0	U
71-55-6	-----1,1,1-Trichloroethane	1.0	U
56-23-5	-----Carbon tetrachloride	1.0	U
107-06-2	-----1,2-Dichloroethane	1.0	U
71-43-2	-----Benzene	1.0	U
79-01-6	-----Trichloroethylene	1.0	U
78-87-5	-----1,2-Dichloropropane	1.0	U
75-27-4	-----Bromodichloromethane	1.0	U
10061-01-5	-----cis-1,3-Dichloropropylene	1.0	U
108-10-1	-----4-Methyl-2-pentanone	5.0	U
108-88-3	-----Toluene	0.43	J
10061-02-6	-----trans-1,3-Dichloropropylene	1.0	U
79-00-5	-----1,1,2-Trichloroethane	1.0	U
591-78-6	-----2-Hexanone	5.0	U
127-18-4	-----Tetrachloroethylene	1.0	U
124-48-1	-----Dibromochloromethane	1.0	U
108-90-7	-----Chlorobenzene	1.0	U
100-41-4	-----Ethylbenzene	1.0	U
1330-20-7	-----Xylenes (total)	3.0	U
100-42-5	-----Styrene	1.0	U
75-25-2	-----Bromoform	1.0	U
79-34-5	-----1,1,2,2-Tetrachloroethane	1.0	U

FORM I VOA

OLM03.0

DATA VALIDATION
COPY

VIII-110

39

1A
VOLATILE ORGANICS ANALYSIS DATA SHEET

EPA SAMPLE NO.

AF6572

Lab Name: GENERAL ENGINEERING LABOR Contract: N/A

Lab Code: N/A Case No.: N/A SAS No.: N/A SDG No.: 63879

Matrix: (soil/water) WATER

Lab Sample ID: 63879010

Sample wt/vol: 5.000 (g/ml) ML

Lab File ID: 5T438

Level: (low/med) LOW

Date Received: 07/19/02

% Moisture: not dec. _____

Date Analyzed: 07/26/02

GC Column: DB-624 ID: 0.25 (mm)

Dilution Factor: 1.0

Soil Extract Volume: _____ (uL)

Soil Aliquot Volume: _____ (uL)

CAS NO. COMPOUND CONCENTRATION UNITS:
(ug/L or ug/Kg) UG/L Q

74-87-3	-----Chloromethane	1.0	U
75-01-4	-----Vinyl chloride	1.0	U
74-83-9	-----Bromomethane	1.0	U
75-00-3	-----Chloroethane	1.0	U
75-35-4	-----1,1-Dichloroethylene	1.0	U
67-64-1	-----Acetone	5.0	U
75-15-0	-----Carbon disulfide	5.0	U
75-09-2	-----Methylene chloride	5.0	U
75-34-3	-----1,1-Dichloroethane	1.0	U
78-93-3	-----2-Butanone	5.0	U
540-59-0	-----1,2-Dichloroethylene (total)	2.0	U
67-66-3	-----Chloroform	1.0	U
71-55-6	-----1,1,1-Trichloroethane	1.0	U
56-23-5	-----Carbon tetrachloride	1.0	U
107-06-2	-----1,2-Dichloroethane	1.0	U
71-43-2	-----Benzene	1.0	U
79-01-6	-----Trichloroethylene	1.0	U
78-87-5	-----1,2-Dichloropropane	1.0	U
75-27-4	-----Bromodichloromethane	1.0	U
10061-01-5	-----cis-1,3-Dichloropropylene	1.0	U
108-10-1	-----4-Methyl-2-pentanone	5.0	U
108-88-3	-----Toluene	1.0	U
10061-02-6	-----trans-1,3-Dichloropropylene	1.0	U
79-00-5	-----1,1,2-Trichloroethane	1.0	U
591-78-6	-----2-Hexanone	5.0	U
127-18-4	-----Tetrachloroethylene	1.0	U
124-48-1	-----Dibromochloromethane	1.0	U
108-90-7	-----Chlorobenzene	1.0	U
100-41-4	-----Ethylbenzene	1.0	U
1330-20-7	-----Xylenes (total)	3.0	U
100-42-5	-----Styrene	1.0	U
75-25-2	-----Bromoform	1.0	U
79-34-5	-----1,1,2,2-Tetrachloroethane	1.0	U

FORM I VOA

DATA VALIDATION
COPY

OLM03.0

VIII-111

EPA SAMPLE NO.

Lab Name: GENERAL ENGINEERING LABOR Contract: N/A

Lab Code: N/A Case No.: N/A SAS No.: N/A SDG No.: 63879

Matrix: (soil/water) WATER Lab Sample ID: 63879009

Sample wt/vol: 5.000 (g/ml) ML Lab File ID: 5T437

Level: (low/med) LOW Date Received: 07/19/02

% Moisture: not dec. _____ Date Analyzed: 07/26/02

GC Column: DB-624 ID: 0.25 (mm) Dilution Factor: 1.0

Soil Extract Volume: (uL) Soil Aliquot Volume: _____ (uL)

CONCENTRATION UNITS:
(ug/L or ug/Kg) UG/L

CAS NO.

COMPOUND

Q

U
↓
+ U F09, For
U

FORM I VOA

OLM03.0

DATA VALIDATION
COPY

VIII-112

43

EPA SAMPLE NO.

AF6592

Soil Aliquot Volume: 100 (uL)

unpreserved. (uI)

pH = 4

CONCENTRATION UNITS:
(ug/L or ug/Kg) UG/L

74-87-3-----Chloromethane	1.0	U	153-169 FOY, FO
75-01-4-----Vinyl chloride	1.0	U	
74-83-9-----Bromomethane	1.0	U	
75-00-3-----Chloroethane	1.0	U	
75-35-4-----1,1-Dichloroethylene	1.0	U	
67-64-1-----Acetone	19.4		
75-15-0-----Carbon disulfide	5.0	U	
75-09-2-----Methylene chloride	5.0	U	
75-34-3-----1,1-Dichloroethane	1.0	U	
78-93-3-----2-Butanone	5.3		
540-59-0-----1,2-Dichloroethylene (total)	2.0	U	153-169 FOY, FO
67-66-3-----Chloroform	1.0	U	
71-55-6-----1,1,1-Trichloroethane	1.0	U	
56-23-5-----Carbon tetrachloride	1.0	U	
107-06-2-----1,2-Dichloroethane	1.0	U	
71-43-2-----Benzene	0.38	J	
79-01-6-----Trichloroethylene	1.0	U	
78-87-5-----1,2-Dichloropropane	1.0	U	
75-27-4-----Bromodichloromethane	1.0	U	
10061-01-5-----cis-1,3-Dichloropropylene	1.0	U	
108-10-1-----4-Methyl-2-pentanone	5.0	U	153-169 FOY, FO
108-88-3-----Toluene	1.2		
10061-02-6-----trans-1,3-Dichloropropylene	1.0	U	
79-00-5-----1,1,2-Trichloroethane	1.0	U	
591-78-6-----2-Hexanone	5.0	U	
127-18-4-----Tetrachloroethylene	1.0	U	
124-48-1-----Dibromochloromethane	1.0	U	
108-90-7-----Chlorobenzene	1.0	U	
100-41-4-----Ethylbenzene	1.0	U	
1330-20-7-----Xylenes (total)	0.27	J	
100-42-5-----Styrene	1.0	U	153-169 FOY, FO
75-25-2-----Bromoform	1.0	U	
79-34-5-----1,1,2,2-Tetrachloroethane	1.0	U	

DATA VALIDATION
COPY

OLM03.0

VIII-113

1A
VOLATILE ORGANICS ANALYSIS DATA SHEET

EPA SAMPLE NO.

AF6612

Lab Name: GENERAL ENGINEERING LABOR Contract: N/A

Lab Code: N/A Case No.: N/A SAS No.: N/A SDG No.: 63880

Matrix: (soil/water) WATER Lab Sample ID: 63880020

Sample wt/vol: 5.000 (g/ml) ML Lab File ID: 1U213

Level: (low/med) LOW Date Received: 07/19/02

% Moisture: not dec. Date Analyzed: 07/30/02

GC Column: DB-624 ID: 0.25 (mm) Dilution Factor: 1.0

Soil Extract Volume: (uL) Soil Aliquot Volume: (uL)

CAS NO. COMPOUND CONCENTRATION UNITS:
(ug/L or ug/Kg) UG/L Q

74-87-3	Chloromethane	1.0	U	u
75-01-4	Vinyl chloride	1.0	U	u
74-83-9	Bromomethane	1.0	U	u
75-00-3	Chloroethane	1.0	U	u
75-35-4	1,1-Dichloroethylene	1.0	U	u
67-64-1	Acetone	5.0	J	u Foy, Fok
75-15-0	Carbon disulfide	5.0	U	u
75-09-2	Methylene chloride	4.8	J	u
75-34-3	1,1-Dichloroethane	1.0	U	u
78-93-3	2-Butanone	5.0	U	u
540-59-0	1,2-Dichloroethylene (total)	2.0	U	u
67-66-3	Chloroform	1.0	U	u
71-55-6	1,1,1-Trichloroethane	1.0	U	u
56-23-5	Carbon tetrachloride	1.0	U	u
107-06-2	1,2-Dichloroethane	1.0	U	u
71-43-2	Benzene	1.0	U	u
79-01-6	Trichloroethylene	1.0	U	u
78-87-5	1,2-Dichloropropane	1.0	U	u
75-27-4	Bromodichloromethane	1.0	U	u
10061-01-5	cis-1,3-Dichloropropylene	1.0	U	u
108-10-1	4-Methyl-2-pentanone	5.0	U	u Foy, Fok
108-88-3	Toluene	3.4	U	u
10061-02-6	trans-1,3-Dichloropropylene	1.0	U	u
79-00-5	1,1,2-Trichloroethane	1.0	U	u
591-78-6	2-Hexanone	5.0	U	u
127-18-4	Tetrachloroethylene	1.0	U	u
124-48-1	Dibromochloromethane	1.0	U	u
108-90-7	Chlorobenzene	1.0	U	u
100-41-4	Ethylbenzene	1.0	U	u
1330-20-7	Xylenes (total)	3.0	U	u
100-42-5	Styrene	1.0	U	u
75-25-2	Bromoform	1.0	U	u
79-34-5	1,1,2,2-Tetrachloroethane	1.0	U	u

FORM I VOA

DATA VALIDATION

OLM03.0

1A
VOLATILE ORGANICS ANALYSIS DATA SHEET

EPA SAMPLE NO.

AF6622

Lab Name: GENERAL ENGINEERING LABOR Contract: N/A

Lab Code: N/A Case No.: N/A SAS No.: N/A SDG No.: 63882

Matrix: (soil/water) WATER Lab Sample ID: 63882004

Sample wt/vol: 5.000 (g/ml) ML Lab File ID: 5U210

Level: (low/med) LOW Date Received: 07/19/02

% Moisture: not dec. Date Analyzed: 07/30/02

GC Column: DB-624 ID: 0.25 (mm) Dilution Factor: 1.0

Soil Extract Volume: (uL) Soil Aliquot Volume: (uL)

CAS NO. COMPOUND CONCENTRATION UNITS:
(ug/L or ug/Kg) UG/L Q

74-87-3	-----Chloromethane	1.0	U
75-01-4	-----Vinyl chloride	1.0	U
74-83-9	-----Bromomethane	1.0	U
75-00-3	-----Chloroethane	1.0	U
75-35-4	-----1,1-Dichloroethylene	1.0	U
67-64-1	-----Acetone	16.7	
75-15-0	-----Carbon disulfide	5.0	U
75-09-2	-----Methylene chloride	5.0	U
75-34-3	-----1,1-Dichloroethane	1.0	U
78-93-3	-----2-Butanone	5.0	U
540-59-0	-----1,2-Dichloroethylene (total)	15.9	
67-66-3	-----Chloroform	1.0	U
71-55-6	-----1,1,1-Trichloroethane	1.0	U
56-23-5	-----Carbon tetrachloride	1.0	U
107-06-2	-----1,2-Dichloroethane	1.0	U
71-43-2	-----Benzene	0.40	J
79-01-6	-----Trichloroethylene	1.0	U
78-87-5	-----1,2-Dichloropropane	1.0	U
75-27-4	-----Bromodichloromethane	1.0	U
10061-01-5	-----cis-1,3-Dichloropropylene	1.0	U
108-10-1	-----4-Methyl-2-pentanone	5.0	U
108-88-3	-----Toluene	4.1	
10061-02-6	-----trans-1,3-Dichloropropylene	1.0	U
79-00-5	-----1,1,2-Trichloroethane	1.0	U
591-78-6	-----2-Hexanone	5.0	U
127-18-4	-----Tetrachloroethylene	1.0	U
124-48-1	-----Dibromochloromethane	1.0	U
108-90-7	-----Chlorobenzene	1.0	U
100-41-4	-----Ethylbenzene	1.0	U
1330-20-7	-----Xylenes (total)	3.0	U
100-42-5	-----Styrene	1.0	U
75-25-2	-----Bromoform	1.0	U
79-34-5	-----1,1,2,2-Tetrachloroethane	1.0	U

FORM I VOA

DATA VALIDATION OLM03.0
COPY

1A
VOLATILE ORGANICS ANALYSIS DATA SHEET

EPA SAMPLE NO.

AF6632

Lab Name: GENERAL ENGINEERING LABOR Contract: N/A

Lab Code: N/A Case No.: N/A SAS No.: N/A SDG No.: 63882

Matrix: (soil/water) WATER Lab Sample ID: 63882006

Sample wt/vol: 5.000 (g/ml) ML Lab File ID: 5U212

Level: (low/med) LOW Date Received: 07/19/02

% Moisture: not dec. Date Analyzed: 07/30/02

GC Column: DB-624 ID: 0.25 (mm) Dilution Factor: 1.0

Soil Extract Volume: (uL) Soil Aliquot Volume: (uL)

CAS NO.	COMPOUND	CONCENTRATION UNITS: (ug/L or ug/Kg) UG/L	Q
74-87-3	Chloromethane	1.0	U
75-01-4	Vinyl chloride	0.74	J
74-83-9	Bromomethane	1.0	U
75-00-3	Chloroethane	1.0	U
75-35-4	1,1-Dichloroethylene	1.0	U
67-64-1	Acetone	5.0	U
75-15-0	Carbon disulfide	5.0	U
75-09-2	Methylene chloride	5.0	U
75-34-3	1,1-Dichloroethane	1.0	U
78-93-3	2-Butanone	5.0	U
540-59-0	1,2-Dichloroethylene (total)	90.5	
67-66-3	Chloroform	1.0	U
71-55-6	1,1,1-Trichloroethane	1.0	U
56-23-5	Carbon tetrachloride	1.0	U
107-06-2	1,2-Dichloroethane	1.0	U
71-43-2	Benzene	1.0	U
79-01-6	Trichloroethylene	4.2	
78-87-5	1,2-Dichloropropane	1.0	U
75-27-4	Bromodichloromethane	1.0	U
10061-01-5	cis-1,3-Dichloropropylene	1.0	U
108-10-1	4-Methyl-2-pentanone	5.0	U
108-88-3	Toluene	3.1	
10061-02-6	trans-1,3-Dichloropropylene	1.0	U
79-00-5	1,1,2-Trichloroethane	1.0	U
591-78-6	2-Hexanone	5.0	U
127-18-4	Tetrachloroethylene	1.0	U
124-48-1	Dibromochloromethane	1.0	U
108-90-7	Chlorobenzene	1.0	U
100-41-4	Ethylbenzene	1.0	U
1330-20-7	Xylenes (total)	3.0	U
100-42-5	Styrene	1.0	U
75-25-2	Bromoform	1.0	U
79-34-5	1,1,2,2-Tetrachloroethane	1.0	U

FORM I VOA

OLM03.0

DATA VALIDATION
COPY

1A
VOLATILE ORGANICS ANALYSIS DATA SHEET

EPA SAMPLE NO.

AF6642

Lab Name: GENERAL ENGINEERING LABOR Contract: N/A

Lab Code: N/A Case No.: N/A SAS No.: N/A SDG No.: 63882

Matrix: (soil/water) WATER Lab Sample ID: 63882002

Sample wt/vol: 5.000 (g/ml) ML Lab File ID: 5U208

Level: (low/med) LOW Date Received: 07/19/02

% Moisture: not dec. Date Analyzed: 07/30/02

GC Column: DB-624 ID: 0.25 (mm) Dilution Factor: 1.0

Soil Extract Volume: (uL) Soil Aliquot Volume: (uL)

CAS NO.	COMPOUND	CONCENTRATION UNITS: (ug/L or ug/Kg) UG/L	Q
74-87-3	Chloromethane	1.0 U	4
75-01-4	Vinyl chloride	1.0 U	
74-83-9	Bromomethane	1.0 U	
75-00-3	Chloroethane	1.0 U	
75-35-4	1,1-Dichloroethylene	1.0 U	
67-64-1	Acetone	5.0 U	
75-15-0	Carbon disulfide	5.0 U	
75-09-2	Methylene chloride	5.0 U	
75-34-3	1,1-Dichloroethane	1.0 U	
78-93-3	2-Butanone	5.0 U	
540-59-0	1,2-Dichloroethylene (total)	15.0	11.5
67-66-3	Chloroform	1.0 U	
71-55-6	1,1,1-Trichloroethane	1.0 U	
56-23-5	Carbon tetrachloride	1.0 U	
107-06-2	1,2-Dichloroethane	1.0 U	
71-43-2	Benzene	1.0 U	
79-01-6	Trichloroethylene	76.0	
78-87-5	1,2-Dichloropropane	1.0 U	
75-27-4	Bromodichloromethane	1.0 U	
10061-01-5	cis-1,3-Dichloropropylene	1.0 U	
108-10-1	4-Methyl-2-pentanone	5.0 U	11.2
108-88-3	Toluene	3.2	
10061-02-6	trans-1,3-Dichloropropylene	1.0 U	
79-00-5	1,1,2-Trichloroethane	1.0 U	
591-78-6	2-Hexanone	5.0 U	
127-18-4	Tetrachloroethylene	1.0 U	
124-48-1	Dibromochloromethane	1.0 U	
108-90-7	Chlorobenzene	1.0 U	
100-41-4	Ethylbenzene	1.0 U	
1330-20-7	Xylenes (total)	3.0 U	
100-42-5	Styrene	1.0 U	5
75-25-2	Bromoform	1.0 U	
79-34-5	1,1,2,2-Tetrachloroethane	1.0 U	

FORM I VOA

DATA VALIDATION OLM03.0
COPY

1A
VOLATILE ORGANICS ANALYSIS DATA SHEET

EPA SAMPLE NO.

AF6652

Lab Name: GENERAL ENGINEERING LABOR Contract: N/A

Lab Code: N/A Case No.: N/A SAS No.: N/A SDG No.: 63880

Matrix: (soil/water) WATER Lab Sample ID: 63880003

Sample wt/vol: 5.000 (g/ml) ML Lab File ID: 1U212

Level: (low/med) LOW Date Received: 07/19/02

% Moisture: not dec. _____ Date Analyzed: 07/30/02

GC Column: DB-624 ID: 0.25 (mm) Dilution Factor: 1.0

Soil Extract Volume: _____ (uL) Soil Aliquot Volume: _____ (uL)

		CONCENTRATION UNITS:		Q
CAS NO.	COMPOUND	(ug/L or ug/Kg)	UG/L	
74-87-3	-----Chloromethane	1.0	U	u F04, F07
75-01-4	-----Vinyl chloride	1.0	U	
74-83-9	-----Bromomethane	1.0	U	
75-00-3	-----Chloroethane	1.0	U	
75-35-4	-----1,1-Dichloroethylene	1.0	U	
67-64-1	-----Acetone	5.0	U	
75-15-0	-----Carbon disulfide	5.0	U	
75-09-2	-----Methylene chloride	5.0	U	
75-34-3	-----1,1-Dichloroethane	1.0	U	
78-93-3	-----2-Butanone	5.0	U	
540-59-0	-----1,2-Dichloroethylene (total)	2.0	U	
67-66-3	-----Chloroform	1.0	U	
71-55-6	-----1,1,1-Trichloroethane	1.0	U	
56-23-5	-----Carbon tetrachloride	1.0	U	
107-06-2	-----1,2-Dichloroethane	1.0	U	
71-43-2	-----Benzene	1.0	U	
79-01-6	-----Trichloroethylene	1.0	U	
78-87-5	-----1,2-Dichloropropane	1.0	U	
75-27-4	-----Bromodichloromethane	1.0	U	
10061-01-5	-----cis-1,3-Dichloropropylene	1.0	U	
108-10-1	-----4-Methyl-2-pentanone	5.0	U	
108-88-3	-----Toluene	1.2	U	
10061-02-6	-----trans-1,3-Dichloropropylene	1.0	U	
79-00-5	-----1,1,2-Trichloroethane	1.0	U	
591-78-6	-----2-Hexanone	5.0	U	
127-18-4	-----Tetrachloroethylene	1.0	U	
124-48-1	-----Dibromochloromethane	1.0	U	
108-90-7	-----Chlorobenzene	1.0	U	
100-41-4	-----Ethylbenzene	1.0	U	
1330-20-7	-----Xylenes (total)	3.0	U	
100-42-5	-----Styrene	1.0	U	
75-25-2	-----Bromoform	1.0	U	
79-34-5	-----1,1,2,2-Tetrachloroethane	1.0	U	

FORM I VOA

OLM03.0

DATA VALIDATION
COPY

1A
VOLATILE ORGANICS ANALYSIS DATA SHEET

EPA SAMPLE NO.

AF6662

Lab Name: GENERAL ENGINEERING LABOR Contract: N/A

Lab Code: N/A Case No.: N/A SAS No.: N/A SDG No.: 63880

Matrix: (soil/water) WATER Lab Sample ID: 63880002

Sample wt/vol: 5.000 (g/ml) ML Lab File ID: 1U211

Level: (low/med) LOW Date Received: 07/19/02

% Moisture: not dec. Date Analyzed: 07/30/02

GC Column: DB-624 ID: 0.25 (mm) Dilution Factor: 1.0

Soil Extract Volume: (uL) Soil Aliquot Volume: (uL)

CONCENTRATION UNITS:
(ug/L or ug/Kg) UG/L Q

CAS NO.	COMPOUND	CONCENTRATION UNITS: (ug/L or ug/Kg) UG/L	Q
74-87-3	-----Chloromethane	1.0 U	u
75-01-4	-----Vinyl chloride	1.0 U	u
74-83-9	-----Bromomethane	1.0 U	u
75-00-3	-----Chloroethane	1.0 U	u
75-35-4	-----1,1-Dichloroethylene	1.0 U	u
67-64-1	-----Acetone	5.0 U	u
75-15-0	-----Carbon disulfide	5.0 U	u
75-09-2	-----Methylene chloride	1.9 J	u
75-34-3	-----1,1-Dichloroethane	1.0 U	u
78-93-3	-----2-Butanone	5.0 U	u
540-59-0	-----1,2-Dichloroethylene (total)	2.0 U	u
67-66-3	-----Chloroform	1.0 U	u
71-55-6	-----1,1,1-Trichloroethane	1.0 U	u
56-23-5	-----Carbon tetrachloride	1.0 U	u
107-06-2	-----1,2-Dichloroethane	1.0 U	u
71-43-2	-----Benzene	1.0 U	u
79-01-6	-----Trichloroethylene	1.0 U	u
78-87-5	-----1,2-Dichloropropane	1.0 U	u
75-27-4	-----Bromodichloromethane	1.0 U	u
10061-01-5	-----cis-1,3-Dichloropropylene	1.0 U	u
108-10-1	-----4-Methyl-2-pentanone	5.0 U	u
108-88-3	-----Toluene	1.8	u F04, F07
10061-02-6	-----trans-1,3-Dichloropropylene	1.0 U	u
79-00-5	-----1,1,2-Trichloroethane	1.0 U	u
591-78-6	-----2-Hexanone	5.0 U	u
127-18-4	-----Tetrachloroethylene	1.0 U	u
124-48-1	-----Dibromochloromethane	1.0 U	u
108-90-7	-----Chlorobenzene	1.0 U	u
100-41-4	-----Ethylbenzene	1.0 U	u
1330-20-7	-----Xylenes (total)	3.0 U	u
100-42-5	-----Styrene	1.0 U	u
75-25-2	-----Bromoform	1.0 U	u
79-34-5	-----1,1,2,2-Tetrachloroethane	1.0 U	u

FORM I VOA

DATA VALIDATION
COPY

OLM03.0

1A
VOLATILE ORGANICS ANALYSIS DATA SHEET

EPA SAMPLE NO. 7

AF6672

Lab Name: GENERAL ENGINEERING LABOR Contract: N/A

Lab Code: N/A Case No.: N/A SAS No.: N/A SDG No.: 63879

Matrix: (soil/water) WATER Lab Sample ID: 63879018

Sample wt/vol: 5.000 (g/ml) ML Lab File ID: 5T446

Level: (low/med) LOW Date Received: 07/19/02

% Moisture: not dec. Date Analyzed: 07/26/02

GC Column: DB-624 ID: 0.25 (mm) Dilution Factor: 1.0

Soil Extract Volume: (uL) Soil Aliquot Volume: (uL)

CAS NO.	COMPOUND	CONCENTRATION UNITS: (ug/L or ug/Kg) UG/L	Q
74-87-3	-----Chloromethane	1.0 U	u
75-01-4	-----Vinyl chloride	1.0 U	
74-83-9	-----Bromomethane	1.0 U	
75-00-3	-----Chloroethane	1.0 U	
75-35-4	-----1,1-Dichloroethylene	1.0 U	
67-64-1	-----Acetone	5.0 U	
75-15-0	-----Carbon disulfide	5.0 U	
75-09-2	-----Methylene chloride	5.0 U	
75-34-3	-----1,1-Dichloroethane	1.0 U	
78-93-3	-----2-Butanone	5.0 U	
540-59-0	-----1,2-Dichloroethylene (total)	2.0 U	
67-66-3	-----Chloroform	1.0 U	
71-55-6	-----1,1,1-Trichloroethane	1.0 U	
56-23-5	-----Carbon tetrachloride	1.0 U	
107-06-2	-----1,2-Dichloroethane	1.0 U	
71-43-2	-----Benzene	1.0 U	
79-01-6	-----Trichloroethylene	1.0 U	
78-87-5	-----1,2-Dichloropropane	1.0 U	
75-27-4	-----Bromodichloromethane	1.0 U	
10061-01-5	-----cis-1,3-Dichloropropylene	1.0 U	
108-10-1	-----4-Methyl-2-pentanone	5.0 U	
108-88-3	-----Toluene	1.8	
10061-02-6	-----trans-1,3-Dichloropropylene	1.0 U	
79-00-5	-----1,1,2-Trichloroethane	1.0 U	
591-78-6	-----2-Hexanone	5.0 U	
127-18-4	-----Tetrachloroethylene	1.0 U	
124-48-1	-----Dibromochloromethane	1.0 U	
108-90-7	-----Chlorobenzene	1.0 U	
100-41-4	-----Ethylbenzene	1.0 U	
1330-20-7	-----Xylenes (total)	3.0 U	
100-42-5	-----Styrene	1.0 U	
75-25-2	-----Bromoform	1.0 U	
79-34-5	-----1,1,2,2-Tetrachloroethane	1.0 U	

FORM I VOA

OLM03.0

DATA VALIDATION
COPY

VIII-120

47

Duplicate

EPA SAMPLE NO.

1A
VOLATILE ORGANICS ANALYSIS DATA SHEET

AF6674

Lab Name: GENERAL ENGINEERING LABOR Contract: N/A

Lab Code: N/A Case No.: N/A SAS No.: N/A SDG No.: 63879

Matrix: (soil/water) WATER Lab Sample ID: 63879020

Sample wt/vol: 5.000 (g/ml) ML Lab File ID: 5T448

Level: (low/med) LOW Date Received: 07/19/02

% Moisture: not dec. Date Analyzed: 07/26/02

GC Column: DB-624 ID: 0.25 (mm) Dilution Factor: 1.0

Soil Extract Volume: (uL) Soil Aliquot Volume: (uL)

CAS NO.	COMPOUND	CONCENTRATION UNITS: (ug/L or ug/Kg) UG/L	Q
74-87-3	Chloromethane	1.0 U	u
75-01-4	Vinyl chloride	1.0 U	
74-83-9	Bromomethane	1.0 U	
75-00-3	Chloroethane	1.0 U	
75-35-4	1,1-Dichloroethylene	1.0 U	
67-64-1	Acetone	5.0 U	
75-15-0	Carbon disulfide	5.0 U	
75-09-2	Methylene chloride	5.0 U	
75-34-3	1,1-Dichloroethane	1.0 U	
78-93-3	2-Butanone	5.0 U	
540-59-0	1,2-Dichloroethylene (total)	2.0 U	
67-66-3	Chloroform	1.0 U	
71-55-6	1,1,1-Trichloroethane	1.0 U	
56-23-5	Carbon tetrachloride	1.0 U	
107-06-2	1,2-Dichloroethane	1.0 U	
71-43-2	Benzene	1.0 U	
79-01-6	Trichloroethylene	1.0 U	
78-87-5	1,2-Dichloropropane	1.0 U	
75-27-4	Bromodichloromethane	1.0 U	
10061-01-5	cis-1,3-Dichloropropylene	1.0 U	
108-10-1	4-Methyl-2-pentanone	5.0 U	u
108-88-3	Toluene	2.2	
10061-02-6	trans-1,3-Dichloropropylene	1.0 U	
79-00-5	1,1,2-Trichloroethane	1.0 U	
591-78-6	2-Hexanone	5.0 U	
127-18-4	Tetrachloroethylene	1.0 U	
124-48-1	Dibromochloromethane	1.0 U	
108-90-7	Chlorobenzene	1.0 U	
100-41-4	Ethylbenzene	1.0 U	
1330-20-7	Xylenes (total)	3.0 U	
100-42-5	Styrene	1.0 U	
75-25-2	Bromoform	1.0 U	
79-34-5	1,1,2,2-Tetrachloroethane	1.0 U	

FORM I VOA

DATA VALIDATION
COPY

OLM03.0

VIII-121

1A
VOLATILE ORGANICS ANALYSIS DATA SHEET

EPA SAMPLE NO.

AF6682

Lab Name: GENERAL ENGINEERING LABOR Contract: N/A

Lab Code: N/A Case No.: N/A SAS No.: N/A SDG No.: 63879

Matrix: (soil/water) WATER Lab Sample ID: 63879015

Sample wt/vol: 5.000 (g/ml) ML Lab File ID: 5T443

Level: (low/med) LOW Date Received: 07/19/02

% Moisture: not dec. Date Analyzed: 07/26/02

GC Column: DB-624 ID: 0.25 (mm) Dilution Factor: 1.0

Soil Extract Volume: (uL) Soil Aliquot Volume: (uL)

CAS NO. COMPOUND CONCENTRATION UNITS:
(ug/L or ug/Kg) UG/L Q

74-87-3	Chloromethane	1.0	U	5	4.6	J	u	FOY, FOL
75-01-4	Vinyl chloride	1.0	U					
74-83-9	Bromomethane	1.0	U					
75-00-3	Chloroethane	1.0	U					
75-35-4	1,1-Dichloroethylene	1.0	U					
67-64-1	Acetone	5.0	U					
75-15-0	Carbon disulfide	5.0	U					
75-09-2	Methylene chloride	5.0	U					
75-34-3	1,1-Dichloroethane	1.0	U					
78-93-3	2-Butanone	5.0	U					
540-59-0	1,2-Dichloroethylene (total)	0.45	J	u	u	u	u	u
67-66-3	Chloroform	1.0	U					
71-55-6	1,1,1-Trichloroethane	1.0	U					
56-23-5	Carbon tetrachloride	1.0	U					
107-06-2	1,2-Dichloroethane	1.0	U					
71-43-2	Benzene	1.0	U					
79-01-6	Trichloroethylene	6.0	U					
78-87-5	1,2-Dichloropropane	1.0	U					
75-27-4	Bromodichloromethane	1.0	U					
10061-01-5	cis-1,3-Dichloropropylene	1.0	U					
108-10-1	4-Methyl-2-pentanone	5.0	U	u	u	u	u	u
108-88-3	Toluene	1.9	U					
10061-02-6	trans-1,3-Dichloropropylene	1.0	U					
79-00-5	1,1,2-Trichloroethane	1.0	U					
591-78-6	2-Hexanone	5.0	U					
127-18-4	Tetrachloroethylene	1.0	U					
124-48-1	Dibromochloromethane	1.0	U					
108-90-7	Chlorobenzene	1.0	U					
100-41-4	Ethylbenzene	1.0	U					
1330-20-7	Xylenes (total)	3.0	U					
100-42-5	Styrene	1.0	U	u	u	u	u	u
75-25-2	Bromoform	1.0	U					
79-34-5	1,1,2,2-Tetrachloroethane	1.0	U					

FORM I VOA

OLM03.0

DATA VALIDATION
COPY

VIII-122

1A
VOLATILE ORGANICS ANALYSIS DATA SHEET

EPA SAMPLE NO.

AF6692

Lab Name: GENERAL ENGINEERING LABOR Contract: N/A

Lab Code: N/A Case No.: N/A SAS No.: N/A SDG No.: 63879

Matrix: (soil/water) WATER Lab Sample ID: 63879019

Sample wt/vol: 5.000 (g/ml) ML Lab File ID: 5T447

Level: (low/med) LOW Date Received: 07/19/02

% Moisture: not dec. Date Analyzed: 07/26/02

GC Column: DB-624 ID: 0.25 (mm) Dilution Factor: 1.0

Soil Extract Volume: (uL) Soil Aliquot Volume: (uL)

CAS NO. COMPOUND CONCENTRATION UNITS:
(ug/L or ug/Kg) UG/L Q

74-87-3	-----Chloromethane	1.0	U	u
75-01-4	-----Vinyl chloride	1.0	U	u
74-83-9	-----Bromomethane	1.0	U	u
75-00-3	-----Chloroethane	1.0	U	u
75-35-4	-----1,1-Dichloroethylene	1.0	U	u
67-64-1	-----Acetone	5.0	U	u
75-15-0	-----Carbon disulfide	5.0	U	u
75-09-2	-----Methylene chloride	5.0	U	u
75-34-3	-----1,1-Dichloroethane	1.0	U	u
78-93-3	-----2-Butanone	5.0	U	u
540-59-0	-----1,2-Dichloroethylene (total)	0.37	J	u
67-66-3	-----Chloroform	1.0	U	u
71-55-6	-----1,1,1-Trichloroethane	1.0	U	u
56-23-5	-----Carbon tetrachloride	1.0	U	u
107-06-2	-----1,2-Dichloroethane	1.0	U	u
71-43-2	-----Benzene	1.0	U	u
79-01-6	-----Trichloroethylene	4.2	U	u
78-87-5	-----1,2-Dichloropropane	1.0	U	u
75-27-4	-----Bromodichloromethane	1.0	U	u
10061-01-5	-----cis-1,3-Dichloropropylene	1.0	U	u
108-10-1	-----4-Methyl-2-pentanone	5.0	U	u
108-88-3	-----Toluene	1.1	U	u
10061-02-6	-----trans-1,3-Dichloropropylene	1.0	U	u
79-00-5	-----1,1,2-Trichloroethane	1.0	U	u
591-78-6	-----2-Hexanone	5.0	U	u
127-18-4	-----Tetrachloroethylene	1.0	U	u
124-48-1	-----Dibromochloromethane	1.0	U	u
108-90-7	-----Chlorobenzene	1.0	U	u
100-41-4	-----Ethylbenzene	1.0	U	u
1330-20-7	-----Xylenes (total)	3.0	U	u
100-42-5	-----Styrene	1.0	U	u
75-25-2	-----Bromoform	1.0	U	u
79-34-5	-----1,1,2,2-Tetrachloroethane	1.0	U	u

DATA VALIDATION
COPY

FORM I VOA

OLM03.0

1A
VOLATILE ORGANICS ANALYSIS DATA SHEET

EPA SAMPLE NO.

AF6722

Lab Name: GENERAL ENGINEERING LABOR Contract: N/A

Lab Code: N/A Case No.: N/A SAS No.: N/A SDG No.: 63879

Matrix: (soil/water) WATER Lab Sample ID: 63879007

Sample wt/vol: 5.000 (g/ml) ML Lab File ID: 5U113

Level: (low/med) LOW Date Received: 07/19/02

% Moisture: not dec. Date Analyzed: 07/29/02

GC Column: DB-624 ID: 0.25 (mm) Dilution Factor: 2.0

Soil Extract Volume: (uL) Soil Aliquot Volume: (uL)

CAS NO. COMPOUND CONCENTRATION UNITS:
(ug/L or ug/Kg) UG/L Q

74-87-3	-----Chloromethane	2.0	U
75-01-4	-----Vinyl chloride	2.0	U
74-83-9	-----Bromomethane	2.0	U
75-00-3	-----Chloroethane	2.0	U
75-35-4	-----1,1-Dichloroethylene	1.1	J
67-64-1	-----Acetone	8.6	J
75-15-0	-----Carbon disulfide	10.0	U
75-09-2	-----Methylene chloride	10.0	U
75-34-3	-----1,1-Dichloroethane	2.2	
78-93-3	-----2-Butanone	10.0	U
540-59-0	-----1,2-Dichloroethylene (total)	14.2	
67-66-3	-----Chloroform	2.0	U
71-55-6	-----1,1,1-Trichloroethane	2.0	U
56-23-5	-----Carbon tetrachloride	2.0	U
107-06-2	-----1,2-Dichloroethane	2.0	U
71-43-2	-----Benzene	2.0	U
79-01-6	-----Trichloroethylene	107	
78-87-5	-----1,2-Dichloropropane	2.0	U
75-27-4	-----Bromodichloromethane	2.0	U
10061-01-5	-----cis-1,3-Dichloropropylene	2.0	U
108-10-1	-----4-Methyl-2-pentanone	10.0	U
108-88-3	-----Toluene	2.0	U
10061-02-6	-----trans-1,3-Dichloropropylene	2.0	U
79-00-5	-----1,1,2-Trichloroethane	2.0	U
591-78-6	-----2-Hexanone	10.0	U
127-18-4	-----Tetrachloroethylene	2.0	U
124-48-1	-----Dibromochloromethane	2.0	U
108-90-7	-----Chlorobenzene	2.0	U
100-41-4	-----Ethylbenzene	2.0	U
1330-20-7	-----Xylenes (total)	6.0	U
100-42-5	-----Styrene	2.0	U
75-25-2	-----Bromoform	2.0	U
79-34-5	-----1,1,2,2-Tetrachloroethane	2.0	U

u
F04, F07
u

FORM I VOA

DATA VALIDATION COPY OLM03.0

VIII-124

1A
VOLATILE ORGANICS ANALYSIS DATA SHEET

EPA SAMPLE NO.

AF6732

Lab Name: GENERAL ENGINEERING LABOR Contract: N/A

Lab Code: N/A Case No.: N/A SAS No.: N/A SDG No.: 63879

Matrix: (soil/water) WATER Lab Sample ID: 63879006

Sample wt/vol: 5.000 (g/ml) ML Lab File ID: 5T434

Level: (low/med) LOW Date Received: 07/19/02

% Moisture: not dec. _____ Date Analyzed: 07/26/02

GC Column: DB-624 ID: 0.25 (mm) Dilution Factor: 1.0

Soil Extract Volume: _____ (uL) Soil Aliquot Volume: _____ (uL)

CONCENTRATION UNITS:
(ug/L or ug/Kg) UG/L

CAS NO.

COMPOUND

74-87-3-----	Chloromethane	1.0	U
75-01-4-----	Vinyl chloride	1.0	UU
74-83-9-----	Bromomethane	1.0	UU
75-00-3-----	Chloroethane	1.0	U
75-35-4-----	1,1-Dichloroethylene	2.3	
67-64-1-----	Acetone	5.0	U
75-15-0-----	Carbon disulfide	5.0	UU
75-09-2-----	Methylene chloride	5.0	UU
75-34-3-----	1,1-Dichloroethane	0.97	J
78-93-3-----	2-Butanone	5.0	U
540-59-0-----	1,2-Dichloroethylene (total)	25.6	
67-66-3-----	Chloroform	1.0	U
71-55-6-----	1,1,1-Trichloroethane	1.0	UU
56-23-5-----	Carbon tetrachloride	1.0	UU
107-06-2-----	1,2-Dichloroethane	1.0	UU
71-43-2-----	Benzene	1.0	UU
79-01-6-----	Trichloroethylene	746	556 D
78-87-5-----	1,2-Dichloropropane	1.0	UU
75-27-4-----	Bromodichloromethane	1.0	UU
10061-01-5-----	cis-1,3-Dichloropropylene	1.0	UU
108-10-1-----	4-Methyl-2-pentanone	5.0	U
108-88-3-----	Toluene	1.0	U
10061-02-6-----	trans-1,3-Dichloropropylene	1.0	UU
79-00-5-----	1,1,2-Trichloroethane	1.0	UU
591-78-6-----	2-Hexanone	5.0	U
127-18-4-----	Tetrachloroethylene	1.0	U
124-48-1-----	Dibromochloromethane	1.0	UU
108-90-7-----	Chlorobenzene	1.0	UU
100-41-4-----	Ethylbenzene	1.0	U
1330-20-7-----	Xylenes (total)	3.0	U
100-42-5-----	Styrene	1.0	U
75-25-2-----	Bromoform	1.0	U
79-34-5-----	1,1,2,2-Tetrachloroethane	1.0	U

USE
Q
5115-5114-5115-5116-5117-5118-5119-5120-5121-5122-5123-5124-5125-5126-5127-5128-5129-5130-5131-5132-5133-5134-5135-5136-5137-5138-5139-5140-5141-5142-5143-5144-5145-5146-5147-5148-5149-5150-5151-5152-5153-5154-5155-5156-5157-5158-5159-5160-5161-5162-5163-5164-5165-5166-5167-5168-5169-5170-5171-5172-5173-5174-5175-5176-5177-5178-5179-5180-5181-5182-5183-5184-5185-5186-5187-5188-5189-5190-5191-5192-5193-5194-5195-5196-5197-5198-5199-5200-5201-5202-5203-5204-5205-5206-5207-5208-5209-5210-5211-5212-5213-5214-5215-5216-5217-5218-5219-5220-5221-5222-5223-5224-5225-5226-5227-5228-5229-5230-5231-5232-5233-5234-5235-5236-5237-5238-5239-5240-5241-5242-5243-5244-5245-5246-5247-5248-5249-5250-5251-5252-5253-5254-5255-5256-5257-5258-5259-5260-5261-5262-5263-5264-5265-5266-5267-5268-5269-5270-5271-5272-5273-5274-5275-5276-5277-5278-5279-5280-5281-5282-5283-5284-5285-5286-5287-5288-5289-5290-5291-5292-5293-5294-5295-5296-5297-5298-5299-5300-5301-5302-5303-5304-5305-5306-5307-5308-5309-5310-5311-5312-5313-5314-5315-5316-5317-5318-5319-5320-5321-5322-5323-5324-5325-5326-5327-5328-5329-5330-5331-5332-5333-5334-5335-5336-5337-5338-5339-5340-5341-5342-5343-5344-5345-5346-5347-5348-5349-5350-5351-5352-5353-5354-5355-5356-5357-5358-5359-5360-5361-5362-5363-5364-5365-5366-5367-5368-5369-5370-5371-5372-5373-5374-5375-5376-5377-5378-5379-5380-5381-5382-5383-5384-5385-5386-5387-5388-5389-5390-5391-5392-5393-5394-5395-5396-5397-5398-5399-5400-5401-5402-5403-5404-5405-5406-5407-5408-5409-5410-5411-5412-5413-5414-5415-5416-5417-5418-5419-5420-5421-5422-5423-5424-5425-5426-5427-5428-5429-5430-5431-5432-5433-5434-5435-5436-5437-5438-5439-5440-5441-5442-5443-5444-5445-5446-5447-5448-5449-5450-5451-5452-5453-5454-5455-5456-5457-5458-5459-5460-5461-5462-5463-5464-5465-5466-5467-5468-5469-5470-5471-5472-5473-5474-5475-5476-5477-5478-5479-5480-5481-5482-5483-5484-5485-5486-5487-5488-5489-5490-5491-5492-5493-5494-5495-5496-5497-5498-5499-5500-5501-5502-5503-5504-5505-5506-5507-5508-5509-5510-5511-5512-5513-5514-5515-5516-5517-5518-5519-5520-5521-5522-5523-5524-5525-5526-5527-5528-5529-5530-5531-5532-5533-5534-5535-5536-5537-5538-5539-5540-5541-5542-5543-5544-5545-5546-5547-5548-5549-5550-5551-5552-5553-5554-5555-5556-5557-5558-5559-5560-5561-5562-5563-5564-5565-5566-5567-5568-5569-5570-5571-5572-5573-5574-5575-5576-5577-5578-5579-5580-5581-5582-5583-5584-5585-5586-5587-5588-5589-5590-5591-5592-5593-5594-5595-5596-5597-5598-5599-5600-5601-5602-5603-5604-5605-5606-5607-5608-5609-5610-5611-5612-5613-5614-5615-5616-5617-5618-5619-5620-5621-5622-5623-5624-5625-5626-5627-5628-5629-5630-5631-5632-5633-5634-5635-5636-5637-5638-5639-5640-5641-5642-5643-5644-5645-5646-5647-5648-5649-5650-5651-5652-5653-5654-5655-5656-5657-5658-5659-5660-5661-5662-5663-5664-5665-5666-5667-5668-5669-5670-5671-5672-5673-5674-5675-5676-5677-5678-5679-5680-5681-5682-5683-5684-5685-5686-5687-5688-5689-5690-5691-5692-5693-5694-5695-5696-5697-5698-5699-5700-5701-5702-5703-5704-5705-5706-5707-5708-5709-5710-5711-5712-5713-5714-5715-5716-5717-5718-5719-5720-5721-5722-5723-5724-5725-5726-5727-5728-5729-5730-5731-5732-5733-5734-5735-5736-5737-5738-5739-5740-5741-5742-5743-5744-5745-5746-5747-5748-5749-5750-5751-5752-5753-5754-5755-5756-5757-5758-5759-5760-5761-5762-5763-5764-5765-5766-5767-5768-5769-5770-5771-5772-5773-5774-5775-5776-5777-5778-5779-5780-5781-5782-5783-5784-5785-5786-5787-5788-5789-5790-5791-5792-5793-5794-5795-5796-5797-5798-5799-5800-5801-5802-5803-5804-5805-5806-5807-5808-5809-5810-5811-5812-5813-5814-5815-5816-5817-5818-5819-5820-5821-5822-5823-5824-5825-5826-5827-5828-5829-5830-5831-5832-5833-5834-5835-5836-5837-5838-5839-5840-5841-5842-5843-5844-5845-5846-5847-5848-5849-5850-5851-5852-5853-5854-5855-5856-5857-5858-5859-5860-5861-5862-5863-5864-5865-5866-5867-5868-5869-5870-5871-5872-5873-5874-5875-5876-5877-5878-5879-5880-5881-5882-5883-5884-5885-5886-5887-5888-5889-5890-5891-5892-5893-5894-5895-5896-5897-5898-5899-5900-5901-5902-5903-5904-5905-5906-5907-5908-5909-5910-5911-5912-5913-5914-5915-5916-5917-5918-5919-5920-5921-5922-5923-5924-5925-5926-5927-5928-5929-5930-5931-5932-5933-5934-5935-5936-5937-5938-5939-5940-5941-5942-5943-5944-5945-5946-5947-5948-5949-5950-5951-5952-5953-5954-5955-5956-5957-5958-5959-5960-5961-5962-5963-5964-5965-5966-5967-5968-5969-5970-5971-5972-5973-5974-5975-5976-5977-5978-5979-5980-5981-5982-5983-5984-5985-5986-5987-5988-5989-5990-5991-5992-5993-5994-5995-5996-5997-5998-5999-6000-6001-6002-6003-6004-6005-6006-6007-6008-6009-6010-6011-6012-6013-6014-6015-6016-6017-6018-6019-6020-6021-6022-6023-6024-6025-6026-6027-6028-6029-6030-6031-6032-6033-6034-6035-6036-6037-6038-6039-6040-6041-6042-6043-6044-6045-6046-6047-6048-6049-6050-6051-6052-6053-6054-6055-6056-6057-6058-6059-6060-6061-6062-6063-6064-6065-6066-6067-6068-6069-6070-6071-6072-6073-6074-6075-6076-6077-6078-6079-6080-6081-6082-6083-6084-6085-6086-6087-6088-6089-6090-6091-6092-6093-6094-6095-6096-6097-6098-6099-6100-6101-6102-6103-6104-6105-6106-6107-6108-6109-6110-6111-6112-6113-6114-6115-6116-6117-6118-6119-6120-6121-6122-6123-6124-6125-6126-6127-6128-6129-6130-6131-6132-6133-6134-6135-6136-6137-6138-6139-6140-6141-6142-6143-6144-6145-6146-6147-6148-6149-6150-6151-6152-6153-6154-6155-6156-6157-6158-6159-6160-6161-6162-6163-6164-6165-6166-6167-6168-6169-6170-6171-6172-6173-6174-6175-6176-6177-6178-6179-6180-6181-6182-6183-6184-6185-6186-6187-6188-6189-6190-6191-6192-6193-6194-6195-6196-6197-6198-6199-6200-6201-6202-6203-6204-6205-6206-6207-6208-6209-6210-6211-6212-6213-6214-6215-6216-6217-6218-6219-6220-6221-6222-6223-6224-6225-6226-6227-6228-6229-6230-6231-6232-6233-6234-6235-6236-6237-6238-6239-6240-6241-6242-6243-6244-6245-6246-6247-6248-6249-6250-6251-6252-6253-6254-6255-6256-6257-6258-6259-6260-6261-6262-6263-6264-6265-6266-6267-6268-6269-6270-6271-6272-6273-6274-6275-6276-6277-6278-6279-6280-6281-6282-6283-6284-6285-6286-6287-6288-6289-6290-6291-6292-6293-6294-6295-6296-6297-6298-6299-6300-6301-6302-6303-6304-6305-6306-6307-6308-6309-6310-6311-6312-6313-6314-6315-6316-6317-6318-6319-6320-6321-6322-6323-6324-6325-6326-6327-6328-6329-6330-6331-6332-6333-6334-6335-6336-6337-6338-6339-6340-6341-6342-6343-6344-6345-6346-6347-6348-6349-6350-6351-6352-6353-6354-6355-6356-6357-6358-6359-6360-6361-6362-6363-6364-6365-6366-6367-6368-6369-6370-6371-6372-6373-6374-6375-6376-6377-6378-6379-6380-6381-6382-6383-6384-6385-6386-6387-6388-6389-6390-6391-6392-6393-6394-6395-6396-6397-6398-6399-6400-6401-6402-6403-6404-6405-6406-6407-6408-6409-6410-6411-6412-6413-6414-6415-6416-6417-6418-6419-6420-6421-6422-6423-6424-6425-6426-6427-6428-6429-6430-6431-6432-6433-6434-6435-6436-6437-6438-6439-6440-6441-6442-6443-6444-6445-6446-6447-6448-6449-6450-6451-6452-6453-6454-6455-6456-6457-6458-6459-6460-6461-6462-6463-6464-6465-6466-6467-6468-6469-6470-6471-6472-6473-6474-6475-6476-6477-6478-6479-6480-6481-6482-6483-6484-6485-6486-6487-6488-6489-6490-6491-6492-6493-6494-6495-6496-6497-6498-6499-6500-6501-6502-6503-6504-6505-6506-6507-6508-6509-6510-6511-6512-6513-6514-6515-6516-6517-6518-6519-6520-6521-6522-6523-6524-6525-6526-6527-6528-6529-6530-6531-6532-6533-6534-6535-6536-6537-6538-6539-6540-6541-6542-6543-6544-6545-6546-6547-6548-6549-6550-6551-6552-6553-6554-6555-6556-6557-6558-6559-6560-6561-6562-6563-6564-6565-6566-6567-6568-6569-6570-6571-6572-6573-6574-6575-6576-6577-6578-6579-6580-6581-6582-6583-6584-6585-6586-6587-6588-6589-6590-6591-6592-6593-6594-6595-6596-6597-6598-6599-6600-6601-6602-6603-6604-6605-6606-6607-6608-6609-6610-6611-6612-6613-6614-6615-6616-6617-6618-6619-6620-6621-6622-6623-6624-6625-6626-6627-6628-6629-6630-6631-6632-6633-6634-6635-6636-6637-6638-6639-6640-6641-6642-6643-6644-6645-6646-6647-6648-6649-6650-6651-6652-6653-6654-6655-6656-6657-6658-6659-6660-6661-6662-6663-6664-6665-6666-6667-6668-6669-6670-6671-6672-6673-6674-6675-6676-6677-6678-6679-6680-6681-6682-6683-6684-6685-6686-6687-6688-6689-6690-6691-6692-6693-6694-6695-6696-6697-6698-6699-6700-6701-6702-6703-6704-6705-6706-6707-6708-6709-6710-6711-6712-6713-6714-6715-6716-6717-6718-6719-6720-6721-6722-6723-6724-6725-6726-6727-6728-6729-6730-6731-6732-6733-6734-6735-6736-6737-6738-6739-6740-6741-6742-6743-6744-6745-6746-6747-6748-6749-6750-6751-6752-6753-6754-6755-6756-6757-6758-6759-6760-6761-6762-6763-6764-6765-6766-6767-6768-6769-6770-6771-6772-6773-6774-6775-6776-6777-6778-6779-6780-6781-6782-6783-6784-6785-6786-6787-6788-6789-6790-6791-6792-6793-6794-6795-6796-6797-6798-6799-6800-6801-6802-6803-6804-6805-6806-6807-6808-6809-6810-6811-6812-6813-6814-6815-6816-6817-6818-6819-6820-6821-6822-6823-6824-6825-6826-6827-6828-6829-6830-6831-6832-6833-6834-6835-6836-6837-6838-6839-6840-6841-6842-6843-6844-6845-6846-6847-6848-6849-6850-6851-6852-6853-6854-6855-6856-6857-6858-6859-6860-6861-6862-6863-6864-6865-6866-6867-6868-6869-6870-6871-6872-6873-6874-6875-6876-6877-6878-6879-6880-6881-6882-6883-6884-6885-6886-6887-6888-6889-6890-6891-6892-6893-6894-6895-6896-6897-6898-6899-6900-6901-6902-6903-6904-6905-6906-6907-6908-6909-6910-6911-6912-6913-6914-6915-6916-6917-6918-6919-6920-6921-6922-6923-6924-6925-6926-6927-6928-6929-6930-6931-6932-6933-6934-6935-6936-6937-6938-6939-6940-6941-6942-6943-6944-6945-6946-6947-6948-6949-6950-6951-6952-6953-6954-6955-6956-6957-6958-6959-6960-6961-6962-6963-6964-6965-6966-6967-6968-6969-6970-6971-6972-6973-6974-6975-6976-6977-6978-6979-6980-6981-6982-6983-6984-6985-6986-6987-6988-6989-6990-6991-6992-6993-6994-6995-6996-6997-6998-6999-7000-7001-7002-7003-7004-7005-7006-7007-7008-7009-7010-7011-7012-7013-7014-7015-7016-7017-7018-7019-7020-7021-7022-7023-7024-7025-7026-7027-7028-7029-7030-7031-7032-7033-7034-7035-7036-7037-7038-7039-7040-7041-7042-7043-7044-7045-7046-7047-7048-7049-7050-7051-7052-7053-7054-7055-7056-7057-7058-7059-7060-7061-7062-7063-7064-7065-7066-7067-7068-7069-7070-7071-7072-7073-7074-7075-7076-7077-7078-7079-7080-7081-7082-7083-7084-7085-7086-7087-7088-7089-7090-7091-7092-7093-7094-7095-7096-7097-7098-7099-7100-7101-7102-7103-7104-7105-7106-7107-7108-7109-7110-7111-7112-7113-7114-7115-7116-7117-7118-7119-7120-7121-7122-7123-7124-7125-7126-7127-7128-7129-7130-7131-7132-7133-7134-7135-7136-7137-7138-7139-7140-7

1A
VOLATILE ORGANICS ANALYSIS DATA SHEET

EPA SAMPLE NO.

AF6742

Lab Name: GENERAL ENGINEERING LABOR Contract: N/A

Lab Code: N/A Case No.: N/A SAS No.: N/A SDG No.: 63879

Matrix: (soil/water) WATER Lab Sample ID: 63879004

Sample wt/vol: 5.000 (g/ml) ML Lab File ID: 5T432

Level: (low/med) LOW Date Received: 07/19/02

% Moisture: not dec. _____ Date Analyzed: 07/25/02

GC Column: DB-624 ID: 0.25 (mm) Dilution Factor: 1.0

Soil Extract Volume: _____ (uL) Soil Aliquot Volume: _____ (uL)

CONCENTRATION UNITS:
(ug/L or ug/Kg) UG/L

CAS NO. COMPOUND Q

74-87-3-----	Chloromethane	1.0	U
75-01-4-----	Vinyl chloride	1.0	U
74-83-9-----	Bromomethane	1.0	U
75-00-3-----	Chloroethane	1.0	U
75-35-4-----	1,1-Dichloroethylene	1.0	U
67-64-1-----	Acetone	5.0	U
75-15-0-----	Carbon disulfide	5.0	U
75-09-2-----	Methylene chloride	5.0	U
75-34-3-----	1,1-Dichloroethane	1.0	U
78-93-3-----	2-Butanone	5.0	U
540-59-0-----	1,2-Dichloroethylene (total)	2.0	U
67-66-3-----	Chloroform	1.0	U
71-55-6-----	1,1,1-Trichloroethane	1.0	U
56-23-5-----	Carbon tetrachloride	1.0	U
107-06-2-----	1,2-Dichloroethane	1.0	U
71-43-2-----	Benzene	1.0	U
79-01-6-----	Trichloroethylene	1.0	U
78-87-5-----	1,2-Dichloropropane	1.0	U
75-27-4-----	Bromodichloromethane	1.0	U
10061-01-5-----	cis-1,3-Dichloropropylene	1.0	U
108-10-1-----	4-Methyl-2-pentanone	5.0	U
108-88-3-----	Toluene	1.0	U
10061-02-6-----	trans-1,3-Dichloropropylene	1.0	U
79-00-5-----	1,1,2-Trichloroethane	1.0	U
591-78-6-----	2-Hexanone	5.0	U
127-18-4-----	Tetrachloroethylene	1.0	U
124-48-1-----	Dibromochloromethane	1.0	U
108-90-7-----	Chlorobenzene	1.0	U
100-41-4-----	Ethylbenzene	1.0	U
1330-20-7-----	Xylenes (total)	3.0	U
100-42-5-----	Styrene	1.0	U
75-25-2-----	Bromoform	1.0	U
79-34-5-----	1,1,2,2-Tetrachloroethane	1.0	U

FORM I VOA

OLM03.0

DATA VALIDATION
COPY

1A
VOLATILE ORGANICS ANALYSIS DATA SHEET

EPA SAMPLE NO.

AF6752

Lab Name: GENERAL ENGINEERING LABOR Contract: N/A

Lab Code: N/A Case No.: N/A SAS No.: N/A SDG No.: 63879

Matrix: (soil/water) WATER Lab Sample ID: 63879002

Sample wt/vol: 5.000 (g/ml) ML Lab File ID: 5T430

Level: (low/med) LOW Date Received: 07/19/02

% Moisture: not dec. Date Analyzed: 07/25/02

GC Column: DB-624 ID: 0.25 (mm) Dilution Factor: 1.0

Soil Extract Volume: (uL) Soil Aliquot Volume: (uL)

CAS NO. COMPOUND CONCENTRATION UNITS:
(ug/L or ug/Kg) UG/L Q

74-87-3	-----Chloromethane	1.0	U
75-01-4	-----Vinyl chloride	1.0	U
74-83-9	-----Bromomethane	1.0	U
75-00-3	-----Chloroethane	1.0	U
75-35-4	-----1,1-Dichloroethylene	1.0	U
67-64-1	-----Acetone	5.0	U
75-15-0	-----Carbon disulfide	5.0	U
75-09-2	-----Methylene chloride	5.0	U
75-34-3	-----1,1-Dichloroethane	1.0	U
78-93-3	-----2-Butanone	5.0	U
540-59-0	-----1,2-Dichloroethylene (total)	2.0	U
67-66-3	-----Chloroform	1.0	U
71-55-6	-----1,1,1-Trichloroethane	1.0	U
56-23-5	-----Carbon tetrachloride	1.0	U
107-06-2	-----1,2-Dichloroethane	1.0	U
71-43-2	-----Benzene	1.0	U
79-01-6	-----Trichloroethylene	1.0	U
78-87-5	-----1,2-Dichloropropane	1.0	U
75-27-4	-----Bromodichloromethane	1.0	U
10061-01-5	-----cis-1,3-Dichloropropylene	1.0	U
108-10-1	-----4-Methyl-2-pentanone	5.0	U
108-88-3	-----Toluene	1.0	U
10061-02-6	-----trans-1,3-Dichloropropylene	1.0	U
79-00-5	-----1,1,2-Trichloroethane	1.0	U
591-78-6	-----2-Hexanone	5.0	U
127-18-4	-----Tetrachloroethylene	1.0	U
124-48-1	-----Dibromochloromethane	1.0	U
108-90-7	-----Chlorobenzene	1.0	U
100-41-4	-----Ethylbenzene	1.0	U
1330-20-7	-----Xylenes (total)	3.0	U
100-42-5	-----Styrene	1.0	U
75-25-2	-----Bromoform	1.0	U
79-34-5	-----1,1,2,2-Tetrachloroethane	1.0	U

FORM I VOA

OLM03.0

DATA VALIDATION
COPY

VIII-127

1A
VOLATILE ORGANICS ANALYSIS DATA SHEET

EPA SAMPLE NO.

AF6762

Lab Name: GENERAL ENGINEERING LABOR Contract: N/A

Lab Code: N/A Case No.: N/A SAS No.: N/A SDG No.: 63879

Matrix: (soil/water) WATER Lab Sample ID: 63879001

Sample wt/vol: 5.000 (g/ml) ML Lab File ID: 5T429

Level: (low/med) LOW Date Received: 07/19/02

% Moisture: not dec. _____ Date Analyzed: 07/25/02

GC Column: DB-624 ID: 0.25 (mm) Dilution Factor: 1.0

Soil Extract Volume: _____ (uL) Soil Aliquot Volume: _____ (uL)

CAS NO.	COMPOUND	CONCENTRATION UNITS: (ug/L or ug/Kg) UG/L	Q
74-87-3	-----Chloromethane	1.0 U	u
75-01-4	-----Vinyl chloride	1.0 U	
74-83-9	-----Bromomethane	1.0 U	
75-00-3	-----Chloroethane	1.0 U	
75-35-4	-----1,1-Dichloroethylene	1.0 U	
67-64-1	-----Acetone	5.0 U	
75-15-0	-----Carbon disulfide	5.0 U	
75-09-2	-----Methylene chloride	5.0 U	
75-34-3	-----1,1-Dichloroethane	1.0 U	
78-93-3	-----2-Butanone	5.0 U	
540-59-0	-----1,2-Dichloroethylene (total)	2.0 U	
67-66-3	-----Chloroform	1.0 U	
71-55-6	-----1,1,1-Trichloroethane	1.0 U	
56-23-5	-----Carbon tetrachloride	1.0 U	
107-06-2	-----1,2-Dichloroethane	1.0 U	
71-43-2	-----Benzene	1.0 U	
79-01-6	-----Trichloroethylene	1.0 U	
78-87-5	-----1,2-Dichloropropane	1.0 U	
75-27-4	-----Bromodichloromethane	1.0 U	
10061-01-5	-----cis-1,3-Dichloropropylene	1.0 U	
108-10-1	-----4-Methyl-2-pentanone	5.0 U	
108-88-3	-----Toluene	1.0 U	
10061-02-6	-----trans-1,3-Dichloropropylene	1.0 U	
79-00-5	-----1,1,2-Trichloroethane	1.0 U	
591-78-6	-----2-Hexanone	5.0 U	
127-18-4	-----Tetrachloroethylene	1.0 U	
124-48-1	-----Dibromochloromethane	1.0 U	
108-90-7	-----Chlorobenzene	1.0 U	
100-41-4	-----Ethylbenzene	1.0 U	
1330-20-7	-----Xylenes (total)	3.0 U	
100-42-5	-----Styrene	1.0 U	
75-25-2	-----Bromoform	1.0 U	
79-34-5	-----1,1,2,2-Tetrachloroethane	1.0 U	

FORM I VOA

OLM03.0

DATA VALIDATION
COPY

1A
VOLATILE ORGANICS ANALYSIS DATA SHEET

EPA SAMPLE NO.

AF6772

Lab Name: GENERAL ENGINEERING LABOR Contract: N/A

Lab Code: N/A Case No.: N/A SAS No.: N/A SDG No.: 63879

Matrix: (soil/water) WATER Lab Sample ID: 63879005

Sample wt/vol: 5.000 (g/ml) ML Lab File ID: 5T433

Level: (low/med) LOW Date Received: 07/19/02

% Moisture: not dec. _____ Date Analyzed: 07/25/02

GC Column: DB-624 ID: 0.25 (mm) Dilution Factor: 1.0

Soil Extract Volume: _____ (uL) Soil Aliquot Volume: _____ (uL)

CAS NO. COMPOUND CONCENTRATION UNITS:
(ug/L or ug/Kg) UG/L Q

74-87-3	-----Chloromethane	1.0	U
75-01-4	-----Vinyl chloride	1.0	U
74-83-9	-----Bromomethane	1.0	U
75-00-3	-----Chloroethane	1.0	U
75-35-4	-----1,1-Dichloroethylene	1.0	U
67-64-1	-----Acetone	5.0	U
75-15-0	-----Carbon disulfide	5.0	U
75-09-2	-----Methylene chloride	5.0	U
75-34-3	-----1,1-Dichloroethane	1.0	U
78-93-3	-----2-Butanone	5.0	U
540-59-0	-----1,2-Dichloroethylene (total)	2.0	U
67-66-3	-----Chloroform	1.0	U
71-55-6	-----1,1,1-Trichloroethane	1.0	U
56-23-5	-----Carbon tetrachloride	1.0	U
107-06-2	-----1,2-Dichloroethane	1.0	U
71-43-2	-----Benzene	1.0	U
79-01-6	-----Trichloroethylene	1.0	U
78-87-5	-----1,2-Dichloropropane	1.0	U
75-27-4	-----Bromodichloromethane	1.0	U
10061-01-5	-----cis-1,3-Dichloropropylene	1.0	U
108-10-1	-----4-Methyl-2-pentanone	5.0	U
108-88-3	-----Toluene	1.0	U
10061-02-6	-----trans-1,3-Dichloropropylene	1.0	U
79-00-5	-----1,1,2-Trichloroethane	1.0	U
591-78-6	-----2-Hexanone	5.0	U
127-18-4	-----Tetrachloroethylene	1.0	U
124-48-1	-----Dibromochloromethane	1.0	U
108-90-7	-----Chlorobenzene	1.0	U
100-41-4	-----Ethylbenzene	1.0	U
1330-20-7	-----Xylenes (total)	3.0	U
100-42-5	-----Styrene	1.0	U
75-25-2	-----Bromoform	1.0	U
79-34-5	-----1,1,2,2-Tetrachloroethane	1.0	U

FORM I VOA

DATA VALIDATION
COPY

OLM03.0

1A
VOLATILE ORGANICS ANALYSIS DATA SHEET

EPA SAMPLE NO.

AF6782

Lab Name: GENERAL ENGINEERING LABOR Contract: N/A

Lab Code: N/A Case No.: N/A SAS No.: N/A SDG No.: 63882

Matrix: (soil/water) WATER Lab Sample ID: 63882007

Sample wt/vol: 5.000 (g/ml) ML Lab File ID: 5U213

Level: (low/med) LOW Date Received: 07/19/02

% Moisture: not dec. _____ Date Analyzed: 07/30/02

GC Column: DB-624 ID: 0.25 (mm) Dilution Factor: 1.0

Soil Extract Volume: _____ (uL) Soil Aliquot Volume: _____ (uL)

CAS NO. COMPOUND CONCENTRATION UNITS:
(ug/L or ug/Kg) UG/L Q

74-87-3	-----Chloromethane	1.0	U
75-01-4	-----Vinyl chloride	1.0	U
74-83-9	-----Bromomethane	1.0	U
75-00-3	-----Chloroethane	1.0	U
75-35-4	-----1,1-Dichloroethylene	1.0	U
67-64-1	-----Acetone	5.0	U
75-15-0	-----Carbon disulfide	5.0	U
75-09-2	-----Methylene chloride	5.0	U
75-34-3	-----1,1-Dichloroethane	1.0	U
78-93-3	-----2-Butanone	5.0	U
540-59-0	-----1,2-Dichloroethylene (total)	2.0	U
67-66-3	-----Chloroform	1.0	U
71-55-6	-----1,1,1-Trichloroethane	1.0	U
56-23-5	-----Carbon tetrachloride	1.0	U
107-06-2	-----1,2-Dichloroethane	1.0	U
71-43-2	-----Benzene	1.0	U
79-01-6	-----Trichloroethylene	1.0	U
78-87-5	-----1,2-Dichloropropane	1.0	U
75-27-4	-----Bromodichloromethane	1.0	U
10061-01-5	-----cis-1,3-Dichloropropylene	1.0	U
108-10-1	-----4-Methyl-2-pentanone	5.0	U
108-88-3	-----Toluene	1.0	U
10061-02-6	-----trans-1,3-Dichloropropylene	1.0	U
79-00-5	-----1,1,2-Trichloroethane	1.0	U
591-78-6	-----2-Hexanone	5.0	U
127-18-4	-----Tetrachloroethylene	1.0	U
124-48-1	-----Dibromochloromethane	1.0	U
108-90-7	-----Chlorobenzene	1.0	U
100-41-4	-----Ethylbenzene	1.0	U
1330-20-7	-----Xylenes (total)	3.0	U
100-42-5	-----Styrene	1.0	U
75-25-2	-----Bromoform	1.0	U
79-34-5	-----1,1,2,2-Tetrachloroethane	1.0	U

FORM I VOA

OLM03.0

VIII-130

DATA VALIDATION
COPY

36

1A
VOLATILE ORGANICS ANALYSIS DATA SHEET

EPA SAMPLE NO.

AF6792

Lab Name: GENERAL ENGINEERING LABOR Contract: N/A

Lab Code: N/A Case No.: N/A SAS No.: N/A SDG No.: 63882

Matrix: (soil/water) WATER Lab Sample ID: 63882008

Sample wt/vol: 5.000 (g/ml) ML Lab File ID: 5U214

Level: (low/med) LOW Date Received: 07/19/02

% Moisture: not dec. Date Analyzed: 07/30/02

GC Column: DB-624 ID: 0.25 (mm) Dilution Factor: 1.0

Soil Extract Volume: (uL) Soil Aliquot Volume: (uL)

CAS NO. COMPOUND CONCENTRATION UNITS:
(ug/L or ug/Kg) UG/L

Q

74-87-3-----	Chloromethane	1.0	U
75-01-4-----	Vinyl chloride	1.0	U
74-83-9-----	Bromomethane	1.0	U
75-00-3-----	Chloroethane	1.0	U
75-35-4-----	1,1-Dichloroethylene	1.0	U
67-64-1-----	Acetone	5.0	U
75-15-0-----	Carbon disulfide	5.0	U
75-09-2-----	Methylene chloride	5.0	U
75-34-3-----	1,1-Dichloroethane	1.0	U
78-93-3-----	2-Butanone	5.0	U
540-59-0-----	1,2-Dichloroethylene (total)	2.0	U
67-66-3-----	Chloroform	1.0	U
71-55-6-----	1,1,1-Trichloroethane	1.0	U
56-23-5-----	Carbon tetrachloride	1.0	U
107-06-2-----	1,2-Dichloroethane	1.0	U
71-43-2-----	Benzene	1.0	U
79-01-6-----	Trichloroethylene	1.0	U
78-87-5-----	1,2-Dichloropropane	1.0	U
75-27-4-----	Bromodichloromethane	1.0	U
10061-01-5-----	cis-1,3-Dichloropropylene	1.0	U
108-10-1-----	4-Methyl-2-pentanone	5.0	U
108-88-3-----	Toluene	1.0	U
10061-02-6-----	trans-1,3-Dichloropropylene	1.0	U
79-00-5-----	1,1,2-Trichloroethane	1.0	U
591-78-6-----	2-Hexanone	5.0	U
127-18-4-----	Tetrachloroethylene	1.0	U
124-48-1-----	Dibromochloromethane	1.0	U
108-90-7-----	Chlorobenzene	1.0	U
100-41-4-----	Ethylbenzene	1.0	U
1330-20-7-----	Xylenes (total)	3.0	U
100-42-5-----	Styrene	1.0	U
75-25-2-----	Bromoform	1.0	U
79-34-5-----	1,1,2,2-Tetrachloroethane	1.0	U

u

FORM I VOA

DATA VALIDATION COPY OLM03.0

VIII-131

38

1A
VOLATILE ORGANICS ANALYSIS DATA SHEET

EPA SAMPLE NO.

TBH013

Lab Name: GENERAL ENGINEERING LABOR Contract: N/A

Lab Code: N/A Case No.: N/A SAS No.: N/A SDG No.: 63880

Matrix: (soil/water) WATER Lab Sample ID: 63880004

Sample wt/vol: 5.000 (g/ml) ML Lab File ID: 1U111

Level: (low/med) LOW Date Received: 07/19/02

% Moisture: not dec. _____ Date Analyzed: 07/29/02

GC Column: DB-624 ID: 0.25 (mm) Dilution Factor: 1.0

Soil Extract Volume: _____ (uL) Soil Aliquot Volume: _____ (uL)

CAS NO. COMPOUND CONCENTRATION UNITS:
(ug/L or ug/Kg) UG/L Q

74-87-3	-----Chloromethane	2.1	
75-01-4	-----Vinyl chloride	1.0	U
74-83-9	-----Bromomethane	1.0	U
75-00-3	-----Chloroethane	1.0	U
75-35-4	-----1,1-Dichloroethylene	1.0	U
67-64-1	-----Acetone	16.7	
75-15-0	-----Carbon disulfide	5.0	U
75-09-2	-----Methylene chloride	5 2.1	JB
75-34-3	-----1,1-Dichloroethane	1.0	U
78-93-3	-----2-Butanone	4.0	J
540-59-0	-----1,2-Dichloroethylene (total)	2.0	U
67-66-3	-----Chloroform	1.0	U
71-55-6	-----1,1,1-Trichloroethane	1.0	U
56-23-5	-----Carbon tetrachloride	1.0	U
107-06-2	-----1,2-Dichloroethane	1.0	U
71-43-2	-----Benzene	1.0	U
79-01-6	-----Trichloroethylene	1.0	U
78-87-5	-----1,2-Dichloropropane	1.0	U
75-27-4	-----Bromodichloromethane	1.0	U
10061-01-5	-----cis-1,3-Dichloropropylene	1.0	U
108-10-1	-----4-Methyl-2-pentanone	5.0	U
108-88-3	-----Toluene	0.48	J
10061-02-6	-----trans-1,3-Dichloropropylene	1.0	U
79-00-5	-----1,1,2-Trichloroethane	1.0	U
591-78-6	-----2-Hexanone	5.0	U
127-18-4	-----Tetrachloroethylene	1.0	U
124-48-1	-----Dibromochloromethane	1.0	U
108-90-7	-----Chlorobenzene	1.0	U
100-41-4	-----Ethylbenzene	1.0	U
1330-20-7	-----Xylenes (total)	3.0	U
100-42-5	-----Styrene	1.0	U
75-25-2	-----Bromoform	1.0	U
79-34-5	-----1,1,2,2-Tetrachloroethane	1.0	U

FORM I VOA

OLM03.0

DATA VALIDATION
COPY

EPA SAMPLE NO.

TBH014

Soil Aliquot Volume: _____ (uL)

CONCENTRATION UNITS:
(ug/L or ug/Kg) UG/L

CAS NO.

COMPOUND

Q

74-87-3-----	Chloromethane	1.2	
75-01-4-----	Vinyl chloride	1.0	U
74-83-9-----	Bromomethane	1.0	U
75-00-3-----	Chloroethane	1.0	U
75-35-4-----	1,1-Dichloroethylene	1.0	U
67-64-1-----	Acetone	15.3	
75-15-0-----	Carbon disulfide	5.0	U
75-09-2-----	Methylene chloride	5.0	U
75-34-3-----	1,1-Dichloroethane	1.0	U
78-93-3-----	2-Butanone	3.1	J
540-59-0-----	1,2-Dichloroethylene (total)	2.0	U
67-66-3-----	Chloroform	1.0	U
71-55-6-----	1,1,1-Trichloroethane	1.0	U
56-23-5-----	Carbon tetrachloride	1.0	U
107-06-2-----	1,2-Dichloroethane	1.0	U
71-43-2-----	Benzene	1.0	U
79-01-6-----	Trichloroethylene	1.0	U
78-87-5-----	1,2-Dichloropropane	1.0	U
75-27-4-----	Bromodichloromethane	1.0	U
10061-01-5-----	cis-1,3-Dichloropropylene	1.0	U
108-10-1-----	4-Methyl-2-pentanone	5.0	U
108-88-3-----	Toluene	1.0	U
10061-02-6-----	trans-1,3-Dichloropropylene	1.0	U
79-00-5-----	1,1,2-Trichloroethane	1.0	U
591-78-6-----	2-Hexanone	5.0	U
127-18-4-----	Tetrachloroethylene	1.0	U
124-48-1-----	Dibromochloromethane	1.0	U
108-90-7-----	Chlorobenzene	1.0	U
100-41-4-----	Ethylbenzene	1.0	U
1330-20-7-----	Xylenes (total)	3.0	U
100-42-5-----	Styrene	1.0	U
75-25-2-----	Bromoform	1.0	U
79-34-5-----	1,1,2,2-Tetrachloroethane	1.0	U

FORM I VOA

OLM03.0

DATA VALIDATION
COPY

CHAIN OF CUSTODY RECORD

COC NO.: **HLTM15**

PROJECT NAME: Hunter LTM				REQUESTED PARAMETERS																LABORATORY NAME: General Engineering Laboratory	
PROJECT NUMBER: 01-1624-04-2301-200																				LABORATORY ADDRESS: 2040 Savage Road Charleston, SC 29417	
PROJECT MANAGER: Patty Stoll 63879%																				PHONE NO: (843) 556-8171	
Sampler (Signature) <i>Patty Stoll</i> (Printed Name) PATRICIA A. Stoll																				OVA SCREENING	
Sample ID	Date Collected	Time Collected	Matrix	BTEX	PAH	TCLP BTEX	TCLP Lead	VOC											No. of Bottles/ Vials:		
AF6762	7/17/02	1803	Water					2									2				
AF6752	7/17/02	1735	Water					2									2				
TB4014	7/16/02	0740	Water					2									2				
AF6742	7/17/02	1716	Water					2									2				
AF6772	7/17/02	1828	Water					2									2				
AF6732	7/17/02	1701	Water					2									2				
AF6722	7/17/02	1647	Water					2									2				
AF6592	7/17/02	1539	Water					2									2				
AF6582	7/17/02	1503	Water					2									2				
AF6572	7/17/02	1433	Water					2									2				
AF6512	7/17/02	1110	Water					2									2				
AF6552	7/17/02	1221	Water					2									2				
AF6562	7/17/02	1246	Water					2									2				
RELINQUISHED BY: <i>Patty Stoll</i>		Date/Time 7/18/02	RECEIVED BY: <i>Julie Robertson</i>		Date/Time 7/19/02	TOTAL NUMBER OF CONTAINERS: 96				Cooler Temperature: 4°C											
COMPANY NAME: SAIC		1300	COMPANY NAME: GEL		0900	Cooler ID: III				FEDEX NUMBER: 820609380908											
RECEIVED BY: 820609380908		Date/Time 7/18/02	RELINQUISHED BY:		Date/Time																
COMPANY NAME: FEDEX		1300	COMPANY NAME:																		
RELINQUISHED BY:		Date/Time	RECEIVED BY:		Date/Time																
COMPANY NAME:			COMPANY NAME:																		

VIII-134

CHAIN OF CUSTODY RECORD

COC NO.: **HITEM15**

PROJECT NAME: Hunter LTM				REQUESTED PARAMETERS																LABORATORY NAME: General Engineering Laboratory			
PROJECT NUMBER: 01-1624-04-2301-200																				LABORATORY ADDRESS: 2040 Savage Road Charleston, SC 29417			
PROJECT MANAGER: Patty Stoll																				PHONE NO: (843) 656-8171			
Sampler (Signature) <i>Patty Stoll</i> (Printed Name) PATRICIA A. STOLL																				OVA SCREENING		OBSERVATIONS, COMMENTS, SPECIAL INSTRUCTIONS	
Sample ID	Date Collected	Time Collected	Matrix	BTEX	PAH	TCLP BTEX	TCLP Lead	VOA											No. of Bottles/ Vials:				
4 AF6532	7/17/02	1148	water					2											2				
5 AF6682	7/17/02	1003	water					2											2				
6 AF6554	7/17/02	1221	water					2											2				
7 AF6542	7/17/02	1205	water					2											2				
8 AF6672	7/17/02	0932	water					2											2				
9 AF6692	7/17/02	1030	water					2											2				
10 AF6774	7/17/02	0932	water					2											2	AF6774			
11 AF6522	7/17/02	1137	water					2											2				
12 AF6662	7/17/02	0909	water					2											2				
13 AF6652	7/17/02	0855	water					2											2				
14 TBH013	7/16/02	0730	water					2											2				
15 AF6442	7/16/02	1510	water					2											2	AF6442			
16 AF6384	7/16/02	1035	water					2											2				
RELINQUISHED BY: <i>Patty Stoll</i>		Date/Time: 7/18/02	RECEIVED BY: <i>Julie Robinson</i>		Date/Time: 7/19/02	TOTAL NUMBER OF CONTAINERS: 96		Cooler Temperature: 4°C															
COMPANY NAME: SAIC		1300	COMPANY NAME: GEL		0900	Cooler ID: 111		FEDEX NUMBER: 820609															
RECEIVED BY: 820609380908		Date/Time: 7/19/02	RELINQUISHED BY:		Date/Time:																		
COMPANY NAME: FEDEX		1300	COMPANY NAME:																				
RELINQUISHED BY:		Date/Time:	RECEIVED BY:		Date/Time:																		
COMPANY NAME:			COMPANY NAME:																				

VIII-135

CHAIN OF CUSTODY RECORD

COC NO.: **HTM15**

PROJECT NAME: HAAF Long Term Monitoring				REQUESTED PARAMETERS																LABORATORY NAME: General Engineering Laboratory			
PROJECT NUMBER: 01-1624-04 2725-280 2301-200																				LABORATORY ADDRESS: 2040 Savage Road Charleston, SC 29417			
PROJECT MANAGER: Patty Stoll																				PHONE NO: (843) 556-8171			
Sample (Signature) <i>Patty Stoll</i> (Printed Name) PATRICIA A. STOLL																							
Sample ID	Date Collected	Time Collected	Matrix	BTEX	PAH	VOC															No. of Bottles/ Vials	OVA SCREENING	OBSERVATIONS, COMMENTS, SPECIAL INSTRUCTIONS
AF6342	7/16/02	0931	water			2															2		
AF6492	7/16/02	1745	water			2															2		
AF6422	7/16/02	1440	water			2															2		
AF6362	7/16/02	1035	water			2															2		
AF6372	7/16/02	1108	water			2															2		
AF6332	7/16/02	0913	water			2															2		
AF6472	7/16/02	1616	water			2															2		
AF6432	7/16/02	1453	water			2															2		
AF6482	7/16/02	1648	water			2															2		
AF6462	7/16/02	1552	water			2															2		
AF6352	7/16/02	1010	water			2															2		
AF6322	7/16/02	0857	water			2															2		
AF6452	7/16/02	1532	water			2															2		
RELINQUISHED BY: <i>Patty Stoll</i>		Date/Time: 7/18/02	RECEIVED BY: <i>Julie Robinson</i>		Date/Time: 7/19/02	TOTAL NUMBER OF CONTAINERS: 96																Cooler Temperature: 4°C	
COMPANY NAME: SAIC		1300	COMPANY NAME: GEL		0900	Cooler ID: 111																FEDEX NUMBER: 826609380908	
RECEIVED BY: 826609380908		Date/Time: 7/18/02	RELINQUISHED BY:		Date/Time:																		
COMPANY NAME: FedEx		1300	COMPANY NAME:																				
RELINQUISHED BY:		Date/Time:	RECEIVED BY:		Date/Time:																		
COMPANY NAME:			COMPANY NAME:																				

page 4 of 4

CHAIN OF CUSTODY RECORD

COC NO.: **HCTM15**

PROJECT NAME: HAAF Long Term Monitoring				REQUESTED PARAMETERS																LABORATORY NAME: General Engineering Laboratory		
PROJECT NUMBER: 01-1624-04- 2725 -200 2301-Z00																				LABORATORY ADDRESS: 2040 Savage Road Charleston, SC 29417		
PROJECT MANAGER: Patty Stoll																				PHONE NO: (843) 556-8171		
Samplet (Signature) <i>Patty Stoll</i> (Printed Name) PATRICIA A. STOLL																						
Sample ID	Date Collected	Time Collected	Matrix	BTEX	PAH	VOC														No. of Bottles/ Vials	OVA SCREENING	OBSERVATIONS, COMMLNTS, SPECIAL INSTRUCTIONS
AF6612	7/16/02	1830	water			2														2		
AF6382	7/16/02	1142	water			2														2		
AF6642	7/16/02	1926	water			2														2		
AF6312	7/16/02	0840	water			2														2		
AF6622	7/16/02	1846	water			2														2		
AF6392	7/16/02	1242	water			2														2		
AF6632	7/16/02	1910	water			2														2		
AF6782	7/18/02	0820	water			2														2		
AF6792	7/18/02	0900	water			2														2		
				<i>Patty Stoll</i>																		
RELINQUISHED BY: <i>Patty Stoll</i>		Date/Time: 7/18/02		RECEIVED BY: <i>Julie Robinson</i>		Date/Time: 7/19/02		TOTAL NUMBER OF CONTAINERS: 96				Cooler Temperature: 4°C										
COMPANY NAME: SAIC		1300		COMPANY NAME: GEI		0900		Cooler ID: 111				FEDEX NUMBER: 820609380908										
RECEIVED BY: <i>820609380908</i>		Date/Time: 7/18/02		RELINQUISHED BY:		Date/Time:																
COMPANY NAME: <i>FEDEX</i>		1300		COMPANY NAME:																		
RELINQUISHED BY:		Date/Time:		RECEIVED BY:		Date/Time:																
COMPANY NAME:				COMPANY NAME:																		

THIS PAGE INTENTIONALLY LEFT BLANK.

ADDITIONAL WELL INSTALLATION AND SAMPLING
OCTOBER/DECEMBER 2002

THIS PAGE INTENTIONALLY LEFT BLANK.

Table VIII-J. Summary of December 2002 Groundwater Analytical Results

Well ID: Sample ID	Federal SDWA MCLs ^a	In-Stream Water Quality Standards ^b	AF-68 AF6812 0.0 – 0.0 18-Dec-02	AF-69 AF6912 0.0 – 0.0 18-Dec-02	AF-70 AF7012 0.0 – 0.0 18-Dec-02	AF-71 AF7112 0.0 – 0.0 18-Dec-02	AF-72 AF7212 0.0 – 0.0 18-Dec-02
Screened Interval (ft BGS):							
Sample Date:							
Units:	(µg/L)	(µg/L)	(µg/L)	(µg/L)	(µg/L)	(µg/L)	(µg/L)
<i>VOLATILE ORGANIC COMPOUNDS</i>							
1,1,1-Trichloroethane	200	—	1 U	1 U	1 UJ	1 UJ	1 U
1,1,2,2-Tetrachloroethane	—	10.8	1 U	1 U	1 UJ	1 UJ	1 U
1,1,2-Trichloroethane	5	41.99	1 U	1 U	1 UJ	1 UJ	1 U
1,1-Dichloroethane	—	—	1 U	1 U	1 UJ	1 UJ	1.8 =
1,1-Dichloroethene	7	3.2	1.6 =	1 U	1 UJ	0.54 J	4.9 =
1,2-Dichloroethane	5	98.6	1 U	1 U	1 UJ	1 UJ	1.2 =
1,2-Dichloroethene	—	—	84.8 =	6.9 =	1 UJ	36.5 J	57.8 =
1,2-Dichloropropane	—	—	1 U	1 U	1 UJ	1 UJ	1 =
1,3- <i>cis</i> -Dichloropropene	—	1,700	1 U	1 U	1 UJ	1 UJ	1 U
1,3- <i>trans</i> -Dichloropropene	—	1,700	1 U	1 U	1 UJ	1 UJ	1 U
2-Butanone	—	—	5 U	5 U	5 UJ	5 UJ	5 U
2-Hexanone	—	—	5 U	5 U	5 UJ	5 UJ	5 U
4-Methyl-2-Pentanone	—	—	5 U	5 U	5 UJ	5 UJ	5 U
Acetone	—	—	5 U	5 U	5 UJ	5 UJ	5 U
Benzene	5	71.28	1 U	1 U	1 UJ	1 UJ	1 U
Bromodichloromethane	—	—	1 U	1 U	1 UJ	1 UJ	1 U
Bromoform	—	360	1 U	1 U	1 UJ	1 UJ	1 U
Bromomethane	—	—	1 U	1 U	1 UJ	1 UJ	1 U
Carbon Disulfide	—	—	1 U	1 U	1 UJ	1 UJ	1 U
Carbon Tetrachloride	5	4.42	1 U	1 U	1 UJ	1 UJ	1 U
Chlorobenzene	100	21,000	5 U	5 U	5 UJ	5 UJ	5 U
Chloroethane	—	—	1 U	1 U	1 UJ	1 UJ	1 U
Chloroform	—	470.8	1 U	1 U	1 UJ	1 UJ	1 U
Chloromethane	—	—	1 U	1 U	1 UJ	1 UJ	1 U
Dibromochloromethane	—	22	1 U	1 U	1 UJ	1 UJ	1 U
Ethylbenzene	700	28,718	1 U	1 U	1 UJ	1 UJ	1 U
Methylene Chloride	—	—	1 U	1 U	1 UJ	1 UJ	1 U
Styrene	100	—	1 U	1 U	1 UJ	1 UJ	1 U
Tetrachloroethene	5	8.85	1 U	1 U	1 UJ	1 UJ	1 U
Toluene	1,000	200,000	1 U	1 U	1 UJ	1 UJ	1 U
Trichloroethene	5	80.7	380 J	138 J	2 J	41.4 J	807 J
Vinyl Chloride	2	525	1 U	1 U	1 UJ	1 UJ	1 U
Xylenes, Total	10,000	—	1 U	1 U	1 UJ	1 UJ	1 U

NOTES:

- ^a U.S. Environmental Protection Agency maximum contaminant level.
^b Georgia Environmental Protection Division water quality standards (Chapter 391-03-6.03).
 BGS Below ground surface.
 MCL Maximum contaminant level.
 SDWA Safe Drinking Water Act.

Laboratory Qualifiers

- U Indicates the compound was not detected at the concentration reported.
 UJ Indicates the compound was not detected above an approximated sample quantitation limit.
 J Indicates the value for the compound is an estimated value.
 = Indicates the compound was detected at the concentration reported.

1A
VOLATILE ORGANICS ANALYSIS DATA SHEET

EPA SAMPLE NO.

AF6812

Lab Name: GENERAL ENGINEERING LABS Contract: N/A

Lab Code: N/A Case No.: N/A SAS No.: N/A SDG No.: 72462

Matrix: (soil/water) WATER Lab Sample ID: 72462002

Sample wt/vol: 5.000 (g/ml) ML Lab File ID: 4P215

Level: (low/med) LOW Date Received: 12/19/02

% Moisture: not dec. _____ Date Analyzed: 12/31/02

GC Column: DB-624 ID: 0.25 (mm) Dilution Factor: 1.0

Soil Extract Volume: _____ (uL) Soil Aliquot Volume: _____ (uL)

USE

CAS NO. COMPOUND CONCENTRATION UNITS:
(ug/L or ug/Kg) UG/L Q

74-87-3	-----Chloromethane	1.0	U	115
75-01-4	-----Vinyl chloride	1.0	U	
74-83-9	-----Bromomethane	1.0	U	
75-00-3	-----Chloroethane	1.0	U	
75-35-4	-----1,1-Dichloroethylene	1.6		
67-64-1	-----Acetone	5.0	U	
75-15-0	-----Carbon disulfide	5.0	U	
75-09-2	-----Methylene chloride	5.0	U	
75-34-3	-----1,1-Dichloroethane	1.0	U	
78-93-3	-----2-Butanone	5.0	U	
540-59-0	-----1,2-Dichloroethylene (total)	84.8		115
74-97-5	-----Bromochloromethane	1.0	U	
67-66-3	-----Chloroform	1.0	U	
71-55-6	-----1,1,1-Trichloroethane	1.0	U	
56-23-5	-----Carbon tetrachloride	1.0	U	
107-06-2	-----1,2-Dichloroethane	1.0	U	
71-43-2	-----Benzene	1.0	U	
79-01-6	-----Trichloroethylene	380	484 D	
78-87-5	-----1,2-Dichloropropane	1.0	U	
75-27-4	-----Bromodichloromethane	1.0	U	
10061-01-5	-----cis-1,3-Dichloropropylene	1.0	U	A03
108-10-1	-----4-Methyl-2-pentanone	5.0	U	
108-88-3	-----Toluene	1.0	U	
10061-02-6	-----trans-1,3-Dichloropropylene	1.0	U	
79-00-5	-----1,1,2-Trichloroethane	1.0	U	
591-78-6	-----2-Hexanone	5.0	U	
127-18-4	-----Tetrachloroethylene	1.0	U	
124-48-1	-----Dibromochloromethane	1.0	U	
106-93-4	-----1,2-Dibromoethane	1.0	U	
108-90-7	-----Chlorobenzene	1.0	U	
100-41-4	-----Ethylbenzene	1.0	U	
1330-20-7	-----Xylenes (total)	1.0	U	
100-42-5	-----Styrene	1.0	U	

FORM I VOA

OLM03.0

DATA VALIDATION
COPY

1A
VOLATILE ORGANICS ANALYSIS DATA SHEET

EPA SAMPLE NO.

AF6812

Lab Name: GENERAL ENGINEERING LABS Contract: N/A

Lab Code: N/A Case No.: N/A SAS No.: N/A SDG No.: 72462

Matrix: (soil/water) WATER Lab Sample ID: 72462002

Sample wt/vol: 5.000 (g/ml) ML Lab File ID: 4P215

Level: (low/med) LOW Date Received: 12/19/02

% Moisture: not dec. _____ Date Analyzed: 12/31/02

GC Column: DB-624 ID: 0.25 (mm) Dilution Factor: 1.0

Soil Extract Volume: _____ (uL) Soil Aliquot Volume: _____ (uL)

USE

CAS NO. COMPOUND CONCENTRATION UNITS:
(ug/L or ug/Kg) UG/L Q

75-25-2-----Bromoform	1.0	U	u
79-34-5-----1,1,2,2-Tetrachloroethane	1.0	U	u

FORM I VOA

OLM03.0

DATA VALIDATION
COPY

1A
VOLATILE ORGANICS ANALYSIS DATA SHEET

EPA SAMPLE NO.

AF6912

Lab Name: GENERAL ENGINEERING LABS Contract: N/A

Lab Code: N/A Case No.: N/A SAS No.: N/A SDG No.: 72462

Matrix: (soil/water) WATER Lab Sample ID: 72462005

Sample wt/vol: 5.000 (g/ml) ML Lab File ID: 4P218

Level: (low/med) LOW Date Received: 12/19/02

% Moisture: not dec. Date Analyzed: 12/31/02

GC Column: DB-624 ID: 0.25 (mm) Dilution Factor: 1.0

Soil Extract Volume: (uL) Soil Aliquot Volume: (uL)

USE

CAS NO.	COMPOUND	CONCENTRATION UNITS: (ug/L or ug/Kg) UG/L	Q
74-87-3	Chloromethane	1.0 U	
75-01-4	Vinyl chloride	1.0 U	
74-83-9	Bromomethane	1.0 U	
75-00-3	Chloroethane	1.0 U	
75-35-4	1,1-Dichloroethylene	1.0 U	
67-64-1	Acetone	5.0 U	
75-15-0	Carbon disulfide	5.0 U	
75-09-2	Methylene chloride	5.0 U	
75-34-3	1,1-Dichloroethane	1.0 U	
78-93-3	2-Butanone	5.0 U	
540-59-0	1,2-Dichloroethylene (total)	6.9	
74-97-5	Bromochloromethane	1.0 U	
67-66-3	Chloroform	1.0 U	
71-55-6	1,1,1-Trichloroethane	1.0 U	
56-23-5	Carbon tetrachloride	1.0 U	
107-06-2	1,2-Dichloroethane	1.0 U	
71-43-2	Benzene	1.0 U	
79-01-6	Trichloroethylene	1.0 U	
78-87-5	1,2-Dichloropropane	1.0 U	
75-27-4	Bromodichloromethane	1.0 U	
10061-01-5	cis-1,3-Dichloropropylene	1.0 U	
108-10-1	4-Methyl-2-pentanone	5.0 U	
108-88-3	Toluene	1.0 U	
10061-02-6	trans-1,3-Dichloropropylene	1.0 U	
79-00-5	1,1,2-Trichloroethane	1.0 U	
591-78-6	2-Hexanone	5.0 U	
127-18-4	Tetrachloroethylene	1.0 U	
124-48-1	Dibromochloromethane	1.0 U	
106-93-4	1,2-Dibromoethane	1.0 U	
108-90-7	Chlorobenzene	1.0 U	
100-41-4	Ethylbenzene	1.0 U	
1330-20-7	Xylenes (total)	1.0 U	
100-42-5	Styrene	1.0 U	

138 182 115 4 A03

FORM I VOA

OLM03.0

DATA VALIDATION
COPY

1A
VOLATILE ORGANICS ANALYSIS DATA SHEET

EPA SAMPLE NO.

AF6912

Lab Name: GENERAL ENGINEERING LABS Contract: N/A

Lab Code: N/A Case No.: N/A SAS No.: N/A SDG No.: 72462

Matrix: (soil/water) WATER Lab Sample ID: 72462005

Sample wt/vol: 5.000 (g/ml) ML Lab File ID: 4P218

Level: (low/med) LOW Date Received: 12/19/02

% Moisture: not dec. _____ Date Analyzed: 12/31/02

GC Column: DB-624 ID: 0.25 (mm) Dilution Factor: 1.0

Soil Extract Volume: _____ (uL) Soil Aliquot Volume: _____ (uL)

CAS NO. COMPOUND CONCENTRATION UNITS:
(ug/L or ug/Kg) UG/L Q

75-25-2-----Bromoform	1.0	U	u
79-34-5-----1,1,2,2-Tetrachloroethane	1.0	U	u

FORM I VOA

OLM03.0

DATA VALIDATION
COPY

1A
VOLATILE ORGANICS ANALYSIS DATA SHEET

EPA SAMPLE NO.

AF6914

Lab Name: GENERAL ENGINEERING LABS Contract: N/A

Lab Code: N/A Case No.: N/A SAS No.: N/A SDG No.: 72462

Matrix: (soil/water) WATER Lab Sample ID: 72462004

Sample wt/vol: 5.000 (g/ml) ML Lab File ID: 4P217

Level: (low/med) LOW Date Received: 12/19/02

% Moisture: not dec. _____ Date Analyzed: 12/31/02

GC Column: DB-624 ID: 0.25 (mm) Dilution Factor: 1.0

Soil Extract Volume: _____ (uL) Soil Aliquot Volume: _____ (uL)

USE

CAS NO.	COMPOUND	CONCENTRATION UNITS: (ug/L or ug/Kg) UG/L	Q
---------	----------	--	---

74-87-3	-----Chloromethane	1.0	U
75-01-4	-----Vinyl chloride	1.0	U
74-83-9	-----Bromomethane	1.0	U
75-00-3	-----Chloroethane	1.0	U
75-35-4	-----1,1-Dichloroethylene	1.0	U
67-64-1	-----Acetone	5.0	U
75-15-0	-----Carbon disulfide	5.0	U
75-09-2	-----Methylene chloride	5.0	U
75-34-3	-----1,1-Dichloroethane	1.0	U
78-93-3	-----2-Butanone	5.0	U
540-59-0	-----1,2-Dichloroethylene (total)	6.5	
74-97-5	-----Bromochloromethane	1.0	U
67-66-3	-----Chloroform	1.0	U
71-55-6	-----1,1,1-Trichloroethane	1.0	U
56-23-5	-----Carbon tetrachloride	1.0	U
107-06-2	-----1,2-Dichloroethane	1.0	U
71-43-2	-----Benzene	1.0	U
79-01-6	-----Trichloroethylene	1.0	U
78-87-5	-----1,2-Dichloropropane	1.0	U
75-27-4	-----Bromodichloromethane	1.0	U
10061-01-5	-----cis-1,3-Dichloropropylene	1.0	U
108-10-1	-----4-Methyl-2-pentanone	5.0	U
108-88-3	-----Toluene	1.0	U
10061-02-6	-----trans-1,3-Dichloropropylene	1.0	U
79-00-5	-----1,1,2-Trichloroethane	1.0	U
591-78-6	-----2-Hexanone	5.0	U
127-18-4	-----Tetrachloroethylene	1.0	U
124-48-1	-----Dibromochloromethane	1.0	U
106-93-4	-----1,2-Dibromoethane	1.0	U
108-90-7	-----Chlorobenzene	1.0	U
100-41-4	-----Ethylbenzene	1.0	U
1330-20-7	-----Xylenes (total)	1.0	U
100-42-5	-----Styrene	1.0	U

FORM I VOA

OLM03.0

DATA VALIDATION
COPY

1A
VOLATILE ORGANICS ANALYSIS DATA SHEET

EPA SAMPLE NO.

Duplicate

AF6914

Lab Name: GENERAL ENGINEERING LABS Contract: N/A

Lab Code: N/A Case No.: N/A SAS No.: N/A SDG No.: 72462

Matrix: (soil/water) WATER Lab Sample ID: 72462004

Sample wt/vol: 5.000 (g/ml) ML Lab File ID: 4P217

Level: (low/med) LOW Date Received: 12/19/02

% Moisture: not dec. _____ Date Analyzed: 12/31/02

GC Column: DB-624 ID: 0.25 (mm) Dilution Factor: 1.0

Soil Extract Volume: _____ (uL) Soil Aliquot Volume: _____ (uL)

USE

CAS NO.	COMPOUND	CONCENTRATION UNITS: (ug/L or ug/Kg) UG/L		Q
75-25-2-----	Bromoform	1.0	U	U
79-34-5-----	1,1,2,2-Tetrachloroethane	1.0	U	U

FORM I VOA

OLM03.0

VIII-147

DATA VALIDATION
COPY

61

1A
VOLATILE ORGANICS ANALYSIS DATA SHEET

EPA SAMPLE NO.

AF7012

Lab Name: GENERAL ENGINEERING LABS Contract: N/A

Lab Code: N/A Case No.: N/A SAS No.: N/A SDG No.: 72462

Matrix: (soil/water) WATER Lab Sample ID: 72462006

Sample wt/vol: 5.000 (g/ml) ML Lab File ID: 4Q425

Level: (low/med) LOW Date Received: 12/19/02

% Moisture: not dec. _____ Date Analyzed: 01/02/03

GC Column: DB-624 ID: 0.25 (mm) Dilution Factor: 1.0

Soil Extract Volume: _____ (uL) Soil Aliquot Volume: _____ (uL)

CAS NO. COMPOUND CONCENTRATION UNITS:
(ug/L or ug/Kg) UG/L Q

74-87-3	-----Chloromethane	1.0	U	US A03 ↓ 5pk
75-01-4	-----Vinyl chloride	1.0	U	
74-83-9	-----Bromomethane	1.0	U	
75-00-3	-----Chloroethane	1.0	U	
75-35-4	-----1,1-Dichloroethylene	1.0	U	
67-64-1	-----Acetone	5.0	U	
75-15-0	-----Carbon disulfide	5.0	U	
75-09-2	-----Methylene chloride	5.0	U	
75-34-3	-----1,1-Dichloroethane	1.0	U	
78-93-3	-----2-Butanone	5.0	U	
540-59-0	-----1,2-Dichloroethylene (total)	1.0	U	
74-97-5	-----Bromochloromethane	1.0	U	
67-66-3	-----Chloroform	1.0	U	
71-55-6	-----1,1,1-Trichloroethane	1.0	U	
56-23-5	-----Carbon tetrachloride	1.0	U	
107-06-2	-----1,2-Dichloroethane	1.0	U	
71-43-2	-----Benzene	1.0	U	
79-01-6	-----Trichloroethylene	2.0	U	
78-87-5	-----1,2-Dichloropropane	1.0	U	
75-27-4	-----Bromodichloromethane	1.0	U	
10061-01-5	-----cis-1,3-Dichloropropylene	1.0	U	
108-10-1	-----4-Methyl-2-pentanone	5.0	U	
108-88-3	-----Toluene	1.0	U	
10061-02-6	-----trans-1,3-Dichloropropylene	1.0	U	
79-00-5	-----1,1,2-Trichloroethane	1.0	U	
591-78-6	-----2-Hexanone	5.0	U	
127-18-4	-----Tetrachloroethylene	1.0	U	
124-48-1	-----Dibromochloromethane	1.0	U	
106-93-4	-----1,2-Dibromoethane	1.0	U	
108-90-7	-----Chlorobenzene	1.0	U	
100-41-4	-----Ethylbenzene	1.0	U	
1330-20-7	-----Xylenes (total)	1.0	U	
100-42-5	-----Styrene	1.0	U	

FORM I VOA

OLM03.0

DATA VALIDATION
COPY

1A
VOLATILE ORGANICS ANALYSIS DATA SHEET

EPA SAMPLE NO.

AF7012

Lab Name: GENERAL ENGINEERING LABS Contract: N/A

Lab Code: N/A Case No.: N/A SAS No.: N/A SDG No.: 72462

Matrix: (soil/water) WATER Lab Sample ID: 72462006

Sample wt/vol: 5.000 (g/ml) ML Lab File ID: 4Q425

Level: (low/med) LOW Date Received: 12/19/02

% Moisture: not dec. _____ Date Analyzed: 01/02/03

GC Column: DB-624 ID: 0.25 (mm) Dilution Factor: 1.0

Soil Extract Volume: _____ (uL) Soil Aliquot Volume: _____ (uL)

CAS NO.	COMPOUND	CONCENTRATION UNITS: (ug/L or ug/Kg) UG/L	Q
---------	----------	--	---

75-25-2-----	Bromoform	1.0	U
--------------	-----------	-----	---

1.0

U

79-34-5-----	1,1,2,2-Tetrachloroethane	1.0	U
--------------	---------------------------	-----	---

1.0

U

US A03
US A03

FORM I VOA

OLM03.0

DATA VALIDATION
COPY

EPA SAMPLE NO.

Lab Name: GENERAL ENGINEERING LABS Contract: N/A

Lab Code: N/A Case No.: N/A SAS No.: N/A SDG No.: 72462

Matrix: (soil/water) WATER Lab Sample ID: 72462007

Sample wt/vol: 5.000 (g/ml) ML Lab File ID: 4Q426

Level: (low/med) LOW Date Received: 12/19/02

% Moisture: not dec. _____ Date Analyzed: 01/02/03

GC Column: DB-624 ID: 0.25 (mm) Dilution Factor: 1.0

Soil Extract Volume: _____ (uL) Soil Aliquot Volume: _____ (uL)

74-87-3-----	Chloromethane	1.0	U
75-01-4-----	Vinyl chloride	1.0	U
74-83-9-----	Bromomethane	1.0	U
75-00-3-----	Chloroethane	1.0	U
75-35-4-----	1,1-Dichloroethylene	0.54	J
67-64-1-----	Acetone	5.0	U
75-15-0-----	Carbon disulfide	5.0	U
75-09-2-----	Methylene chloride	5.0	U
75-34-3-----	1,1-Dichloroethane	1.0	U
78-93-3-----	2-Butanone	5.0	U
540-59-0-----	1,2-Dichloroethylene (total)	36.5	
74-97-5-----	Bromochloromethane	1.0	U
67-66-3-----	Chloroform	1.0	U
71-55-6-----	1,1,1-Trichloroethane	1.0	U
56-23-5-----	Carbon tetrachloride	1.0	U
107-06-2-----	1,2-Dichloroethane	1.0	U
71-43-2-----	Benzene	1.0	U
79-01-6-----	Trichloroethylene	41.4	
78-87-5-----	1,2-Dichloropropane	1.0	U
75-27-4-----	Bromodichloromethane	1.0	U
10061-01-5-----	cis-1,3-Dichloropropylene	1.0	U
108-10-1-----	4-Methyl-2-pentanone	5.0	U
108-88-3-----	Toluene	1.0	U
10061-02-6-----	trans-1,3-Dichloropropylene	1.0	U
79-00-5-----	1,1,2-Trichloroethane	1.0	U
591-78-6-----	2-Hexanone	5.0	U
127-18-4-----	Tetrachloroethylene	1.0	U
124-48-1-----	Dibromochloromethane	1.0	U
106-93-4-----	1,2-Dibromoethane	1.0	U
108-90-7-----	Chlorobenzene	1.0	U
100-41-4-----	Ethylbenzene	1.0	U
1330-20-7-----	Xylenes (total)	1.0	U
100-42-5-----	Styrene	1.0	U

OLM03.0

DATA VALIDATION
COPY

1A
VOLATILE ORGANICS ANALYSIS DATA SHEET

EPA SAMPLE NO.

AF7112

Lab Name: GENERAL ENGINEERING LABS Contract: N/A

Lab Code: N/A Case No.: N/A SAS No.: N/A SDG No.: 72462

Matrix: (soil/water) WATER Lab Sample ID: 72462007

Sample wt/vol: 5.000 (g/ml) ML Lab File ID: 4Q426

Level: (low/med) LOW Date Received: 12/19/02

% Moisture: not dec. _____ Date Analyzed: 01/02/03

GC Column: DB-624 ID: 0.25 (mm) Dilution Factor: 1.0

Soil Extract Volume: _____ (uL) Soil Aliquot Volume: _____ (uL)

CAS NO.	COMPOUND	CONCENTRATION UNITS: (ug/L or ug/Kg) UG/L	Q
75-25-2-----	Bromoform	1.0 U	US A03
79-34-5-----	1,1,2,2-Tetrachloroethane	1.0 U	US A03

FORM I VOA

OLM03.0

DATA VALIDATION
COPY

EPA SAMPLE NO.

AF7212

Lab Code: N/A

Case No. : N/A

SAS No. : N/A

SDG No. : 72462

Lab Sample ID: 72462003

Sample wt/vol: 5.000 (g/ml) ML

Lab File ID: 4P216

Level: (low/med) LOW

Date Received: 12/19/02

% Moisture: not dec.

Date Analyzed: 12/31/02

GC Column: DB-624 ID: 0.25 (mm)

Dilution Factor: 1.0

Soil Extract Volume: _____ (uL)

Soil Aliquot Volume: _____ (uL)

Use

Q

807 ~~1.0 U~~ ~~1180 E D~~ ~~U~~ J A03
1.0 U

OLM03.0

DATA VALIDATION
COPY

1A
VOLATILE ORGANICS ANALYSIS DATA SHEET

EPA SAMPLE NO.

AF7212

Lab Name: GENERAL ENGINEERING LABS Contract: N/A

Lab Code: N/A Case No.: N/A SAS No.: N/A SDG No.: 72462

Matrix: (soil/water) WATER Lab Sample ID: 72462003

Sample wt/vol: 5.000 (g/ml) ML Lab File ID: 4P216

Level: (low/med) LOW Date Received: 12/19/02

% Moisture: not dec. Date Analyzed: 12/31/02

GC Column: DB-624 ID: 0.25 (mm) Dilution Factor: 1.0

Soil Extract Volume: (uL) Soil Aliquot Volume: (uL)

USE

CAS NO.	COMPOUND	CONCENTRATION UNITS:		Q
		(ug/L or ug/Kg)	UG/L	
75-25-2-----	Bromoform	1.0	U	u
79-34-5-----	1,1,2,2-Tetrachloroethane	1.0	U	u

FORM I VOA

OLM03.0

DATA VALIDATION
COPY

1A
VOLATILE ORGANICS ANALYSIS DATA SHEET

EPA SAMPLE NO.

TBH016

TRIP
BLANK

Lab Name: GENERAL ENGINEERING LABS Contract: N/A

Lab Code: N/A Case No.: N/A SAS No.: N/A SDG No.: 72462

Matrix: (soil/water) WATER Lab Sample ID: 72462001

Sample wt/vol: 5.000 (g/ml) ML Lab File ID: 4P214

Level: (low/med) LOW Date Received: 12/19/02

% Moisture: not dec. Date Analyzed: 12/31/02

GC Column: DB-624 ID: 0.25 (mm) Dilution Factor: 1.0

Soil Extract Volume: (uL) Soil Aliquot Volume: (uL)

CAS NO.	COMPOUND	CONCENTRATION UNITS: (ug/L or ug/Kg) UG/L	Q
74-87-3	Chloromethane	1.0 U	u
75-01-4	Vinyl chloride	1.0 U	
74-83-9	Bromomethane	1.0 U	
75-00-3	Chloroethane	1.0 U	
75-35-4	1,1-Dichloroethylene	1.0 U	
67-64-1	Acetone	5.0 U	
75-15-0	Carbon disulfide	5.0 U	
75-09-2	Methylene chloride	5.0 U	
75-34-3	1,1-Dichloroethane	1.0 U	
78-93-3	2-Butanone	5.0 U	
540-59-0	1,2-Dichloroethylene (total)	1.0 U	
74-97-5	Bromochloromethane	1.0 U	
67-66-3	Chloroform	1.0 U	
71-55-6	1,1,1-Trichloroethane	1.0 U	
56-23-5	Carbon tetrachloride	1.0 U	
107-06-2	1,2-Dichloroethane	1.0 U	
71-43-2	Benzene	1.0 U	
79-01-6	Trichloroethylene	1.0 U	
78-87-5	1,2-Dichloropropane	1.0 U	
75-27-4	Bromodichloromethane	1.0 U	
10061-01-5	cis-1,3-Dichloropropylene	1.0 U	---
108-10-1	4-Methyl-2-pentanone	5.0 U	
108-88-3	Toluene	1.0 U	
10061-02-6	trans-1,3-Dichloropropylene	1.0 U	
79-00-5	1,1,2-Trichloroethane	1.0 U	
591-78-6	2-Hexanone	5.0 U	
127-18-4	Tetrachloroethylene	1.0 U	
124-48-1	Dibromochloromethane	1.0 U	
106-93-4	1,2-Dibromoethane	1.0 U	
108-90-7	Chlorobenzene	1.0 U	
100-41-4	Ethylbenzene	1.0 U	
1330-20-7	Xylenes (total)	1.0 U	
100-42-5	Styrene	1.0 U	

FORM I VOA

OLM03.0

DATA VALIDATION
COPY

1A
VOLATILE ORGANICS ANALYSIS DATA SHEET

EPA SAMPLE NO.

TBH016

Lab Name: GENERAL ENGINEERING LABS Contract: N/A

Lab Code: N/A Case No.: N/A SAS No.: N/A SDG No.: 72462

Matrix: (soil/water) WATER

Lab Sample ID: 72462001

Sample wt/vol: 5.000 (g/ml) ML

Lab File ID: 4P214

Level: (low/med) LOW

Date Received: 12/19/02

% Moisture: not dec. _____

Date Analyzed: 12/31/02

GC Column: DB-624 ID: 0.25 (mm)

Dilution Factor: 1.0

Soil Extract Volume: _____ (uL)

Soil Aliquot Volume: _____ (uL)

*TRIP
BLANK*

CAS NO. COMPOUND CONCENTRATION UNITS:
(ug/L or ug/Kg) UG/L Q

75-25-2-----	Bromoform	1.0	U	u
79-34-5-----	1,1,2,2-Tetrachloroethane	1.0	U	u

FORM I VOA

OLM03.0

DATA VALIDATION
COPY



COC NO.: H25010

PROJECT NAME: HAAF-USTs 25&26				REQUESTED PARAMETERS																		LABORATORY NAME: General Engineering Laboratory	
PROJECT NUMBER: 01-1624-04-2301-200																						LABORATORY ADDRESS: 2040 Savage Road Charleston, SC 29407	
PROJECT MANAGER: Patty Stoll																						PHONE NO: (843) 556-8171	
Sampler (Signature) <i>Patty Stoll</i>		(Printed Name) PATRICIA A. STOLL																					
Sample ID	Date Collected	Time Collected	Matrix	VOC's	Lead														No. of Bottles/Vials:	OVA SCREENING	OBSERVATIONS, COMMENTS, SPECIAL INSTRUCTIONS		
TBHØ16	12/18/02	0750	water	2															2				
AF6812	12/18/02	1705		2															2				
AF7212	12/18/02	1520		2															2				
AF6914	12/18/02	1300		2															2				
AF6912	12/18/02	1300		2															2				
AF7Ø12	12/18/02	1130		2															2				
AF7112	12/18/02	1015	↓	2															2				
/																							
RELINQUISHED BY: <i>Patty Stoll</i>		Date/Time 12/19/02	RECEIVED BY: <i>Mike Bunker</i>		Date/Time 12-19-02	TOTAL NUMBER OF CONTAINERS: 14													Cooler Temperature: 4°C				
COMPANY NAME: SAIC		1100	COMPANY NAME: GEL		1515	Cooler ID: 001													FEDEX NUMBER: N/A				
RECEIVED BY: <i>Bunker</i>		Date/Time 12/19/02	RELINQUISHED BY:		Date/Time																		
COMPANY NAME: GEL		1100	COMPANY NAME:																				
RELINQUISHED BY: <i>Bunker</i>		Date/Time 12-19-02	RECEIVED BY:		Date/Time																		
COMPANY NAME: GEL		1515	COMPANY NAME:																				

USACE VERTICAL PROFILE SAMPLING
DECEMBER 2002

THIS PAGE INTENTIONALLY LEFT BLANK.

1A - Equivalent
VOLATILE ORGANICS ANALYSIS DATA SHEET

Lab Name: Analytical Managment Laboratories
 Client ID: CESAS
 Matrix: W
 Sample g/ml: 25
 % Solids: not dec. _____
 Instrument ID Instru
 Analytical Method: 8260B
 Prep Method: EPA 5030
 Analytical Batch: 1501

Sample ID: HAAF-B159-1-10
 Project ID HAAF-MCA BARRACKS
 Project Num 1652
 Lab Sample ID: 165205
 Date Collected: 12/4/02 Time: 9:55
 Dilution Factor: 1
 Date Analyzed: 12/5/02 Time: 18:47
 Date Received: 12/5/02 9:40:00 AM

CAS NO.	COMPOUND	RESULT	Units	Q	MDL	MQL
630-20-6	1,1,1,2-Tetrachloroethane		µg/l	U	0.222	2
71-55-6	1,1,1-Trichloroethane		µg/l	U	0.18	2
79-34-5	1,1,2,2-Tetrachloroethane		µg/l	U	0.1	2
79-00-5	1,1,2-Trichloroethane		µg/l	U	0.143	2
75-34-3	1,1-Dichloroethane		µg/l	U	0.214	2
75-35-4	1,1-Dichloroethene		µg/l	U	0.183	2
563-58-6	1,1-Dichloropropene		µg/l	U	0.1	2
87-61-6	1,2,3-Trichlorobenzene		µg/l	U	0.142	2
96-18-4	1,2,3-Trichloropropane		µg/l	U	0.107	2
120-82-1	1,2,4-Trichlorobenzene		µg/l	U	0.108	2
95-63-6	1,2,4-Trimethylbenzene		µg/l	U	0.111	2
106-93-4	1,2-Dibromoethane		µg/l	U	0.117	2
95-50-1	1,2-Dichlorobenzene		µg/l	U	0.141	2
107-06-2	1,2-Dichloroethane		µg/l	U	0.182	2
78-87-5	1,2-Dichloropropane		µg/l	U	0.119	2
108-67-8	1,3,5-Trimethylbenzene		µg/l	U	0.113	2
541-73-1	1,3-Dichlorobenzene		µg/l	U	0.189	2
142-28-9	1,3-Dichloropropane		µg/l	U	0.107	2
106-46-7	1,4-Dichlorobenzene		µg/l	U	0.15	2
590-20-7	2,2-Dichloropropane		µg/l	U	0.108	2
78-93-3	2-Butanone		µg/l	U	0.481	2
95-49-8	2-Chlorotoluene		µg/l	U	0.106	2
591-78-6	2-Hexanone		µg/l	U	0.163	2
106-43-4	4-Chlorotoluene		µg/l	U	0.1	2
99-87-6	4-Isopropyltoluene		µg/l	U	0.1	2
108-10-1	4-Methyl-2-pentanone		µg/l	U	0.128	2
67-64-1	Acetone		µg/l	U	0.612	2
71-43-2	Benzene		µg/l	U	0.139	2
108-86-1	Bromobenzene		µg/l	U	0.156	2
74-97-5	Bromochloromethane		µg/l	U	0.165	2
75-27-4	Bromodichloromethane		µg/l	U	0.135	2
75-25-2	Bromoform		µg/l	U	0.163	2
74-83-9	Bromomethane		µg/l	U	0.201	2
75-15-0	Carbon disulfide		µg/l	U	0.183	2
56-23-5	Carbon tetrachloride		µg/l	U	0.137	2
108-90-7	Chlorobenzene		µg/l	U	0.156	2
75-00-3	Chloroethane		µg/l	U	0.207	2
67-66-3	Chloroform		µg/l	U	0.214	2

EPA Lab Code:KS00902

Kansas Certification:E-10254

FORM I VOA - Equivalent

1A - Equivalent
VOLATILE ORGANICS ANALYSIS DATA SHEET

Lab Name: Analytical Managment Laboratories
 Client ID: CESAS
 Matrix: W
 Sample g/ml: 25
 % Solids: not dec. _____
 Instrument ID Instru
 Analytical Method: 8260B
 Prep Method: EPA 5030
 Analytical Batch: 1501

Sample ID: HAAF-B159-1-10
 Project ID HAAF-MCA BARRACKS
 Project Num 1652
 Lab Sample ID: 165205
 Date Collected: 12/4/02 Time: 9:55
 Dilution Factor: 1
 Date Analyzed: 12/5/02 Time: 18:47
 Date Received: 12/5/02 9:40:00 AM

CAS NO.	COMPOUND	RESULT	Units	Q	MDL	MQL
74-87-3	Chloromethane		µg/l	U	0.173	2
156-59-2	cis-1,2-Dichloroethene		µg/l	U	0.151	2
10061-01-5	cis-1,3-Dichloropropene		µg/l	U	0.1	2
124-48-1	Dibromochloromethane		µg/l	U	0.133	2
74-95-3	Dibromomethane		µg/l	U	0.1	2
75-71-8	Dichlorodifluoromethane		µg/l	U	0.5	2
100-41-4	Ethylbenzene		µg/l	U	0.1	2
87-68-3	Hexachlorobutadiene		µg/l	U	0.192	2
98-82-8	Isopropylbenzene		µg/l	U	0.1	2
75-09-2	Methylene chloride		µg/l	U	0.398	2
1634-04-4	Methyl-tert-butyl-ether		µg/l	U	0.1	2
m+p xylene	m-Xylene and p-Xylene		µg/l	U	0.216	2
91-20-3	Naphthalene		µg/l	U	0.139	2
104-51-8	n-Butylbenzene		µg/l	U	0.14	2
103-65-1	n-Propylbenzene		µg/l	U	0.1	2
95-47-6	o-Xylene		µg/l	U	0.102	2
135-98-8	sec-Butylbenzene		µg/l	U	0.133	2
100-42-5	Styrene		µg/l	U	0.1	2
98-06-6	tert-Butylbenzene		µg/l	U	0.17	2
127-18-4	Tetrachloroethene		µg/l	U	0.115	2
108-88-3	Toluene		µg/l	U	0.105	2
156-60-5	trans-1,2-Dichloroethene		µg/l	U	0.152	2
10061-02-6	trans-1,3-Dichloropropene		µg/l	U	0.1	2
79-01-6	Trichloroethene		µg/l	U	0.151	2
75-69-4	Trichlorofluoromethane		µg/l	U	0.111	2
108-05-4	Vinyl acetate		µg/l	U	2	4
75-01-4	Vinyl chloride		µg/l	U	0.239	2

EPA Lab Code:KS00902

Kansas Certification:E-10254

FORM I VOA - Equivalent

1A - Equivalent
VOLATILE ORGANICS ANALYSIS DATA SHEET

Lab Name: Analytical Managment Laboratories
 Client ID: CESAS
 Matrix: W
 Sample g/ml: 25
 % Solids: not dec. _____
 Instrument ID Instru
 Analytical Method: 8260B
 Prep Method: EPA 5030
 Analytical Batch: 1501

Sample ID: HAAF-B159-1-15
 Project ID HAAF-MCA BARRACKS
 Project Num 1652
 Lab Sample ID: 165206
 Date Collected: 12/4/02 Time: 10:00
 Dilution Factor: 1
 Date Analyzed: 12/5/02 Time: 19:19
 Date Received: 12/5/02 9:40:00 AM

CAS NO.	COMPOUND	RESULT	Units	Q	MDL	MDL
630-20-6	1,1,1,2-Tetrachloroethane		µg/l	U	0.222	2
71-55-6	1,1,1-Trichloroethane		µg/l	U	0.18	2
79-34-5	1,1,2,2-Tetrachloroethane		µg/l	U	0.1	2
79-00-5	1,1,2-Trichloroethane		µg/l	U	0.143	2
75-34-3	1,1-Dichloroethane		µg/l	U	0.214	2
75-35-4	1,1-Dichloroethene		µg/l	U	0.183	2
563-58-6	1,1-Dichloropropene		µg/l	U	0.1	2
87-61-6	1,2,3-Trichlorobenzene		µg/l	U	0.142	2
96-18-4	1,2,3-Trichloropropane		µg/l	U	0.107	2
120-82-1	1,2,4-Trichlorobenzene		µg/l	U	0.108	2
95-63-6	1,2,4-Trimethylbenzene		µg/l	U	0.111	2
106-93-4	1,2-Dibromoethane		µg/l	U	0.117	2
95-50-1	1,2-Dichlorobenzene		µg/l	U	0.141	2
107-06-2	1,2-Dichloroethane		µg/l	U	0.182	2
78-87-5	1,2-Dichloropropane		µg/l	U	0.119	2
108-67-8	1,3,5-Trimethylbenzene		µg/l	U	0.113	2
541-73-1	1,3-Dichlorobenzene		µg/l	U	0.189	2
142-28-9	1,3-Dichloropropane		µg/l	U	0.107	2
106-46-7	1,4-Dichlorobenzene		µg/l	U	0.15	2
590-20-7	2,2-Dichloropropane		µg/l	U	0.108	2
78-93-3	2-Butanone		µg/l	U	0.481	2
95-49-8	2-Chlorotoluene		µg/l	U	0.106	2
591-78-6	2-Hexanone		µg/l	U	0.163	2
106-43-4	4-Chlorotoluene		µg/l	U	0.1	2
99-87-6	4-Isopropyltoluene		µg/l	U	0.1	2
108-10-1	4-Methyl-2-pentanone		µg/l	U	0.128	2
67-64-1	Acetone		µg/l	U	0.612	2
71-43-2	Benzene		µg/l	U	0.139	2
108-86-1	Bromobenzene		µg/l	U	0.156	2
74-97-5	Bromochloromethane		µg/l	U	0.165	2
75-27-4	Bromodichloromethane		µg/l	U	0.135	2
75-25-2	Bromoform		µg/l	U	0.163	2
74-83-9	Bromomethane		µg/l	U	0.201	2
75-15-0	Carbon disulfide		µg/l	U	0.183	2
56-23-5	Carbon tetrachloride		µg/l	U	0.137	2
108-90-7	Chlorobenzene		µg/l	U	0.156	2
75-00-3	Chloroethane		µg/l	U	0.207	2
67-66-3	Chloroform		µg/l	U	0.214	2

EPA Lab Code:KS00902

Kansas Certification:E-10254

FORM I VOA - Equivalent

1A - Equivalent
VOLATILE ORGANICS ANALYSIS DATA SHEET

Lab Name: Analytical Managment Laboratories
Client ID: CESAS
Matrix: W
Sample g/ml: 25
% Solids: not dec. _____
Instrument ID Instru
Analytical Method: 8260B
Prep Method: EPA 5030
Analytical Batch: 1501

Sample ID: HAAF-B159-1-15
Project ID: HAAF-MCA BARRACKS
Project Num: 1652
Lab Sample ID: 165206
Date Collected: 12/4/02 Time: 10:00
Dilution Factor: 1
Date Analyzed: 12/5/02 Time: 19:19
Date Received: 12/5/02 9:40:00 AM

CAS NO.	COMPOUND	RESULT	Units	Q	MDL	MQL
74-87-3	Chloromethane		µg/l	U	0.173	2
156-59-2	cis-1,2-Dichloroethene		µg/l	U	0.151	2
10061-01-5	cis-1,3-Dichloropropene		µg/l	U	0.1	2
124-48-1	Dibromochloromethane		µg/l	U	0.133	2
74-95-3	Dibromomethane		µg/l	U	0.1	2
75-71-8	Dichlorodifluoromethane		µg/l	U	0.5	2
100-41-4	Ethylbenzene		µg/l	U	0.1	2
87-68-3	Hexachlorobutadiene		µg/l	U	0.192	2
98-82-8	Isopropylbenzene		µg/l	U	0.1	2
75-09-2	Methylene chloride		µg/l	U	0.398	2
1634-04-4	Methyl-tert-butyl-ether		µg/l	U	0.1	2
m+p xylene	m-Xylene and p-Xylene		µg/l	U	0.216	2
91-20-3	Naphthalene		µg/l	U	0.139	2
104-51-8	n-Butylbenzene		µg/l	U	0.14	2
103-65-1	n-Propylbenzene		µg/l	U	0.1	2
95-47-6	o-Xylene		µg/l	U	0.102	2
135-98-8	sec-Butylbenzene		µg/l	U	0.133	2
100-42-5	Styrene		µg/l	U	0.1	2
98-06-6	tert-Butylbenzene		µg/l	U	0.17	2
127-18-4	Tetrachloroethene		µg/l	U	0.115	2
108-88-3	Toluene		µg/l	U	0.105	2
156-60-5	trans-1,2-Dichloroethene		µg/l	U	0.152	2
10061-02-6	trans-1,3-Dichloropropene		µg/l	U	0.1	2
79-01-6	Trichloroethene		µg/l	U	0.151	2
75-69-4	Trichlorofluoromethane		µg/l	U	0.111	2
108-05-4	Vinyl acetate		µg/l	U	2	4
75-01-4	Vinyl chloride		µg/l	U	0.239	2

EPA Lab Code:KS00902
Kansas Certification:E-10254

FORM I VOA - Equivalent

1A - Equivalent
VOLATILE ORGANICS ANALYSIS DATA SHEET

Lab Name: Analytical Management Laboratories
 Client ID: CESAS
 Matrix: W
 Sample g/ml: 25
 % Solids: not dec. _____
 Instrument ID Instru
 Analytical Method: 8260B
 Prep Method: EPA 5030
 Analytical Batch: 1501

Sample ID: HAAF-B159-1-20
 Project ID HAAF-MCA BARRACKS
 Project Num 1652
 Lab Sample ID: 165207
 Date Collected: 12/4/02 Time: 10:05
 Dilution Factor: 1
 Date Analyzed: 12/5/02 Time: 19:52
 Date Received: 12/5/02 9:40:00 AM

CAS NO.	COMPOUND	RESULT	Units	Q	MDL	MQL
630-20-6	1,1,1,2-Tetrachloroethane		µg/l	U	0.222	2
71-55-6	1,1,1-Trichloroethane		µg/l	U	0.18	2
79-34-5	1,1,2,2-Tetrachloroethane		µg/l	U	0.1	2
79-00-5	1,1,2-Trichloroethane		µg/l	U	0.143	2
75-34-3	1,1-Dichloroethane		µg/l	U	0.214	2
75-35-4	1,1-Dichloroethene		µg/l	U	0.183	2
563-58-6	1,1-Dichloropropene		µg/l	U	0.1	2
87-61-6	1,2,3-Trichlorobenzene		µg/l	U	0.142	2
96-18-4	1,2,3-Trichloropropane		µg/l	U	0.107	2
120-82-1	1,2,4-Trichlorobenzene		µg/l	U	0.108	2
95-63-6	1,2,4-Trimethylbenzene		µg/l	U	0.111	2
106-93-4	1,2-Dibromoethane		µg/l	U	0.117	2
95-50-1	1,2-Dichlorobenzene		µg/l	U	0.141	2
107-06-2	1,2-Dichloroethane		µg/l	U	0.182	2
78-87-5	1,2-Dichloropropane		µg/l	U	0.119	2
108-67-8	1,3,5-Trimethylbenzene		µg/l	U	0.113	2
541-73-1	1,3-Dichlorobenzene		µg/l	U	0.189	2
142-28-9	1,3-Dichloropropane		µg/l	U	0.107	2
106-46-7	1,4-Dichlorobenzene		µg/l	U	0.15	2
590-20-7	2,2-Dichloropropane		µg/l	U	0.108	2
78-93-3	2-Butanone		µg/l	U	0.481	2
95-49-8	2-Chlorotoluene		µg/l	U	0.106	2
591-78-6	2-Hexanone		µg/l	U	0.163	2
106-43-4	4-Chlorotoluene		µg/l	U	0.1	2
99-87-6	4-Isopropyltoluene		µg/l	U	0.1	2
108-10-1	4-Methyl-2-pentanone		µg/l	U	0.128	2
67-64-1	Acetone		µg/l	U	0.612	2
71-43-2	Benzene		µg/l	U	0.139	2
108-86-1	Bromobenzene		µg/l	U	0.156	2
74-97-5	Bromochloromethane		µg/l	U	0.165	2
75-27-4	Bromodichloromethane		µg/l	U	0.135	2
75-25-2	Bromoform		µg/l	U	0.163	2
74-83-9	Bromomethane		µg/l	U	0.201	2
75-15-0	Carbon disulfide		µg/l	U	0.183	2
56-23-5	Carbon tetrachloride		µg/l	U	0.137	2
108-90-7	Chlorobenzene		µg/l	U	0.156	2
75-00-3	Chloroethane		µg/l	U	0.207	2
67-66-3	Chloroform		µg/l	U	0.214	2

EPA Lab Code:KS00902

Kansas Certification:E-10254

FORM I VOA - Equivalent

1A - Equivalent
VOLATILE ORGANICS ANALYSIS DATA SHEET

Lab Name: Analytical Managment Laboratories
Client ID: CESAS
Matrix: W
Sample g/ml: 25
% Solids: not dec. _____
Instrument ID Instru
Analytical Method: 8260B
Prep Method: EPA 5030
Analytical Batch: 1501

Sample ID: HAAF-B159-1-20
Project ID HAAF-MCA BARRACKS
Project Num 1652
Lab Sample ID: 165207
Date Collected: 12/4/02 Time: 10:05
Dilution Factor: 1
Date Analyzed: 12/5/02 Time: 19:52
Date Received: 12/5/02 9:40:00 AM

CAS NO.	COMPOUND	RESULT	Units	Q	MDL	MQL
74-87-3	Chloromethane		µg/l	U	0.173	2
156-59-2	cis-1,2-Dichloroethene		µg/l	U	0.151	2
10061-01-5	cis-1,3-Dichloropropene		µg/l	U	0.1	2
124-48-1	Dibromochloromethane		µg/l	U	0.133	2
74-95-3	Dibromomethane		µg/l	U	0.1	2
75-71-8	Dichlorodifluoromethane		µg/l	U	0.5	2
100-41-4	Ethylbenzene		µg/l	U	0.1	2
87-68-3	Hexachlorobutadiene		µg/l	U	0.192	2
98-82-8	Isopropylbenzene		µg/l	U	0.1	2
75-09-2	Methylene chloride		µg/l	U	0.398	2
1634-04-4	Methyl-tert-butyl-ether		µg/l	U	0.1	2
m+p xylene	m-Xylene and p-Xylene		µg/l	U	0.216	2
91-20-3	Naphthalene		µg/l	U	0.139	2
104-51-8	n-Butylbenzene		µg/l	U	0.14	2
103-65-1	n-Propylbenzene		µg/l	U	0.1	2
95-47-6	o-Xylene		µg/l	U	0.102	2
135-98-8	sec-Butylbenzene		µg/l	U	0.133	2
100-42-5	Styrene		µg/l	U	0.1	2
98-06-6	tert-Butylbenzene		µg/l	U	0.17	2
127-18-4	Tetrachloroethene		µg/l	U	0.115	2
108-88-3	Toluene		µg/l	U	0.105	2
156-60-5	trans-1,2-Dichloroethene		µg/l	U	0.152	2
10061-02-6	trans-1,3-Dichloropropene		µg/l	U	0.1	2
79-01-6	Trichloroethene	2.44	µg/l		0.151	2
75-69-4	Trichlorofluoromethane		µg/l	U	0.111	2
108-05-4	Vinyl acetate		µg/l	U	2	4
75-01-4	Vinyl chloride		µg/l	U	0.239	2

EPA Lab Code:KS00902

Kansas Certification:E-10254

FORM I VOA - Equivalent

1A - Equivalent
VOLATILE ORGANICS ANALYSIS DATA SHEET

Lab Name: Analytical Managment Laboratories
 Client ID: CESAS
 Matrix: W
 Sample g/ml: 25
 % Solids: not dec. _____
 Instrument ID Instru
 Analytical Method: 8260B
 Prep Method: EPA 5030
 Analytical Batch: 1501

Sample ID: HAAF-B159-1-25
 Project ID HAAF-MCA BARRACKS
 Project Num 1652
 Lab Sample ID: 165208
 Date Collected: 12/4/02 Time: 10:15
 Dilution Factor: 5
 Date Analyzed: 12/5/02 Time: 20:25
 Date Received: 12/5/02 9:40:00 AM

CAS NO.	COMPOUND	RESULT	Units	Q	MDL	MQL
630-20-6	1,1,1,2-Tetrachloroethane		µg/l	U	1.11	10
71-55-6	1,1,1-Trichloroethane		µg/l	U	0.9	10
79-34-5	1,1,2,2-Tetrachloroethane		µg/l	U	0.5	10
79-00-5	1,1,2-Trichloroethane		µg/l	U	0.715	10
75-34-3	1,1-Dichloroethane		µg/l	U	1.07	10
75-35-4	1,1-Dichloroethene		µg/l	U	0.915	10
563-58-6	1,1-Dichloropropene		µg/l	U	0.5	10
87-61-6	1,2,3-Trichlorobenzene		µg/l	U	0.71	10
96-18-4	1,2,3-Trichloropropane		µg/l	U	0.535	10
120-82-1	1,2,4-Trichlorobenzene		µg/l	U	0.54	10
95-63-6	1,2,4-Trimethylbenzene		µg/l	U	0.555	10
106-93-4	1,2-Dibromoethane		µg/l	U	0.585	10
95-50-1	1,2-Dichlorobenzene		µg/l	U	0.705	10
107-06-2	1,2-Dichloroethane		µg/l	U	0.91	10
78-87-5	1,2-Dichloropropane		µg/l	U	0.595	10
108-67-8	1,3,5-Trimethylbenzene		µg/l	U	0.565	10
541-73-1	1,3-Dichlorobenzene		µg/l	U	0.945	10
142-28-9	1,3-Dichloropropane		µg/l	U	0.535	10
106-46-7	1,4-Dichlorobenzene		µg/l	U	0.75	10
590-20-7	2,2-Dichloropropane		µg/l	U	0.54	10
78-93-3	2-Butanone		µg/l	U	2.41	10
95-49-8	2-Chlorotoluene		µg/l	U	0.53	10
591-78-6	2-Hexanone		µg/l	U	0.815	10
106-43-4	4-Chlorotoluene		µg/l	U	0.5	10
99-87-6	4-Isopropyltoluene		µg/l	U	0.5	10
108-10-1	4-Methyl-2-pentanone		µg/l	U	0.64	10
67-64-1	Acetone		µg/l	U	3.06	10
71-43-2	Benzene	0.98	µg/l	J	0.695	10
108-86-1	Bromobenzene		µg/l	U	0.78	10
74-97-5	Bromochloromethane		µg/l	U	0.825	10
75-27-4	Bromodichloromethane		µg/l	U	0.675	10
75-25-2	Bromoform		µg/l	U	0.815	10
74-83-9	Bromomethane		µg/l	U	1.01	10
75-15-0	Carbon disulfide		µg/l	U	0.915	10
56-23-5	Carbon tetrachloride		µg/l	U	0.685	10
108-90-7	Chlorobenzene		µg/l	U	0.78	10
75-00-3	Chloroethane		µg/l	U	1.03	10
67-66-3	Chloroform		µg/l	U	1.07	10

EPA Lab Code:KS00902

Kansas Certification:E-10254

FORM I VOA - Equivalent

1A - Equivalent
VOLATILE ORGANICS ANALYSIS DATA SHEET

Lab Name: Analytical Management Laboratories
Client ID: CESAS
Matrix: W
Sample g/ml: 25
% Solids: not dec. _____
Instrument ID Instru
Analytical Method: 8260B
Prep Method: EPA 5030
Analytical Batch: 1501

Sample ID: HAAF-B159-1-25
Project ID HAAF-MCA BARRACKS
Project Num 1652
Lab Sample ID: 165208
Date Collected: 12/4/02 Time: 10:15
Dilution Factor: 5
Date Analyzed: 12/5/02 Time: 20:25
Date Received: 12/5/02 9:40:00 AM

CAS NO.	COMPOUND	RESULT	Units	Q	MDL	MQL
74-87-3	Chloromethane	2.35	µg/l	U	0.865	10
156-59-2	cis-1,2-Dichloroethene		µg/l	J	0.755	10
10061-01-5	cis-1,3-Dichloropropene		µg/l	U	0.5	10
124-48-1	Dibromochloromethane		µg/l	U	0.665	10
74-95-3	Dibromomethane		µg/l	U	0.5	10
75-71-8	Dichlorodifluoromethane		µg/l	U	2.5	10
100-41-4	Ethylbenzene		µg/l	U	0.5	10
87-68-3	Hexachlorobutadiene		µg/l	U	0.96	10
98-82-8	Isopropylbenzene		µg/l	U	0.5	10
75-09-2	Methylene chloride		µg/l	U	1.99	10
1634-04-4	Methyl-tert-butyl-ether	3.63	µg/l	U	0.5	10
m+p xylene	m-Xylene and p-Xylene		µg/l	U	1.08	10
91-20-3	Naphthalene		µg/l	U	0.695	10
104-51-8	n-Butylbenzene		µg/l	U	0.7	10
103-65-1	n-Propylbenzene		µg/l	U	0.5	10
95-47-6	o-Xylene		µg/l	U	0.51	10
135-98-8	sec-Butylbenzene		µg/l	U	0.665	10
100-42-5	Styrene		µg/l	U	0.5	10
98-06-6	tert-Butylbenzene		µg/l	U	0.85	10
127-18-4	Tetrachloroethene		µg/l	U	0.575	10
108-88-3	Toluene		µg/l	U	0.525	10
156-60-5	trans-1,2-Dichloroethene		µg/l	U	0.76	10
10061-02-6	trans-1,3-Dichloropropene		µg/l	U	0.5	10
79-01-6	Trichloroethene		µg/l	J	0.755	10
75-69-4	Trichlorofluoromethane		µg/l	U	0.555	10
108-05-4	Vinyl acetate		µg/l	U	10	20
75-01-4	Vinyl chloride		µg/l	U	1.2	10

EPA Lab Code:KS00902
Kansas Certification:E-10254

FORM I VOA - Equivalent

1A - Equivalent
VOLATILE ORGANICS ANALYSIS DATA SHEET

Lab Name: Analytical Management Laboratories
 Client ID: CESAS
 Matrix: W
 Sample g/ml: 25
 % Solids: not dec. _____
 Instrument ID Instru
 Analytical Method: 8260B
 Prep Method: EPA 5030
 Analytical Batch: 1501

Sample ID: HAAF-B159-1-30
 Project ID: HAAF-MCA BARRACKS
 Project Num: 1652
 Lab Sample ID: 165209
 Date Collected: 12/4/02 Time: 10:25
 Dilution Factor: 10
 Date Analyzed: 12/5/02 Time: 20:57
 Date Received: 12/5/02 9:40:00 AM

CAS NO.	COMPOUND	RESULT	Units	Q	MDL	MQL
630-20-6	1,1,1,2-Tetrachloroethane		µg/l	U	2.22	20
71-55-6	1,1,1-Trichloroethane		µg/l	U	1.8	20
79-34-5	1,1,2,2-Tetrachloroethane		µg/l	U	1	20
79-00-5	1,1,2-Trichloroethane		µg/l	U	1.43	20
75-34-3	1,1-Dichloroethane		µg/l	U	2.14	20
75-35-4	1,1-Dichloroethene		µg/l	U	1.83	20
563-58-6	1,1-Dichloropropene		µg/l	U	1	20
87-61-6	1,2,3-Trichlorobenzene		µg/l	U	1.42	20
96-18-4	1,2,3-Trichloropropane		µg/l	U	1.07	20
120-82-1	1,2,4-Trichlorobenzene		µg/l	U	1.08	20
95-63-6	1,2,4-Trimethylbenzene		µg/l	U	1.11	20
106-93-4	1,2-Dibromoethane		µg/l	U	1.17	20
95-50-1	1,2-Dichlorobenzene		µg/l	U	1.41	20
107-06-2	1,2-Dichloroethane		µg/l	U	1.82	20
78-87-5	1,2-Dichloropropane		µg/l	U	1.19	20
108-67-8	1,3,5-Trimethylbenzene		µg/l	U	1.13	20
541-73-1	1,3-Dichlorobenzene		µg/l	U	1.89	20
142-28-9	1,3-Dichloropropane		µg/l	U	1.07	20
106-46-7	1,4-Dichlorobenzene		µg/l	U	1.5	20
590-20-7	2,2-Dichloropropane		µg/l	U	1.08	20
78-93-3	2-Butanone		µg/l	U	4.81	20
95-49-8	2-Chlorotoluene		µg/l	U	1.06	20
591-78-6	2-Hexanone		µg/l	U	1.63	20
106-43-4	4-Chlorotoluene		µg/l	U	1	20
99-87-6	4-Isopropyltoluene		µg/l	U	1	20
108-10-1	4-Methyl-2-pentanone		µg/l	U	1.28	20
67-64-1	Acetone		µg/l	U	6.12	20
71-43-2	Benzene		µg/l	U	1.39	20
108-86-1	Bromobenzene		µg/l	U	1.56	20
74-97-5	Bromochloromethane		µg/l	U	1.65	20
75-27-4	Bromodichloromethane		µg/l	U	1.35	20
75-25-2	Bromoform		µg/l	U	1.63	20
74-83-9	Bromomethane		µg/l	U	2.01	20
75-15-0	Carbon disulfide		µg/l	U	1.83	20
56-23-5	Carbon tetrachloride		µg/l	U	1.37	20
108-90-7	Chlorobenzene		µg/l	U	1.56	20
75-00-3	Chloroethane		µg/l	U	2.07	20
67-66-3	Chloroform		µg/l	U	2.14	20

EPA Lab Code:KS00902

Kansas Certification:E-10254

FORM I VOA - Equivalent

1A - Equivalent
VOLATILE ORGANICS ANALYSIS DATA SHEET

Lab Name: Analytical Managment Laboratories
 Client ID: CESAS
 Matrix: W
 Sample g/ml: 25
 % Solids: not dec. _____
 Instrument ID Instru
 Analytical Method: 8260B
 Prep Method: EPA 5030
 Analytical Batch: 1501

Sample ID: HAAF-B159-1-30
 Project ID HAAF-MCA BARRACKS
 Project Num 1652
 Lab Sample ID: 165209
 Date Collected: 12/4/02 Time: 10:25
 Dilution Factor: 10
 Date Analyzed: 12/5/02 Time: 20:57
 Date Received: 12/5/02 9:40:00 AM

CAS NO.	COMPOUND	RESULT	Units	Q	MDL	MQL
74-87-3	Chloromethane		µg/l	U	1.73	20
156-59-2	cis-1,2-Dichloroethene		µg/l	U	1.51	20
10061-01-5	cis-1,3-Dichloropropene		µg/l	U	1	20
124-48-1	Dibromochloromethane		µg/l	U	1.33	20
74-95-3	Dibromomethane		µg/l	U	1	20
75-71-8	Dichlorodifluoromethane		µg/l	U	5	20
100-41-4	Ethylbenzene		µg/l	U	1	20
87-68-3	Hexachlorobutadiene		µg/l	U	1.92	20
98-82-8	Isopropylbenzene		µg/l	U	1	20
75-09-2	Methylene chloride		µg/l	U	3.98	20
1634-04-4	Methyl-tert-butyl-ether		µg/l	U	1	20
m+p xylene	m-Xylene and p-Xylene		µg/l	U	2.16	20
91-20-3	Naphthalene		µg/l	U	1.39	20
104-51-8	n-Butylbenzene		µg/l	U	1.4	20
103-65-1	n-Propylbenzene		µg/l	U	1	20
95-47-6	o-Xylene		µg/l	U	1.02	20
135-98-8	sec-Butylbenzene		µg/l	U	1.33	20
100-42-5	Styrene		µg/l	U	1	20
98-06-6	tert-Butylbenzene		µg/l	U	1.7	20
127-18-4	Tetrachloroethene		µg/l	U	1.15	20
108-88-3	Toluene		µg/l	U	1.05	20
156-60-5	trans-1,2-Dichloroethene		µg/l	U	1.52	20
10061-02-6	trans-1,3-Dichloropropene		µg/l	U	1	20
79-01-6	Trichloroethene		µg/l	U	1.51	20
75-69-4	Trichlorofluoromethane		µg/l	U	1.11	20
108-05-4	Vinyl acetate		µg/l	U	20	40
75-01-4	Vinyl chloride		µg/l	U	2.39	20

EPA Lab Code:KS00902
 Kansas Certification:E-10254

FORM I VOA - Equivalent

1A - Equivalent
VOLATILE ORGANICS ANALYSIS DATA SHEET

Lab Name: Analytical Managment Laboratories
 Client ID: CESAS
 Matrix: W
 Sample g/ml: 25
 % Solids: not dec. _____
 Instrument ID Instru
 Analytical Method: 8260B
 Prep Method: EPA 5030
 Analytical Batch: 1501

Sample ID: HAAF-B159-1-35
 Project ID HAAF-MCA BARRACKS
 Project Num 1652
 Lab Sample ID: 165210
 Date Collected: 12/4/02 Time: 10:40
 Dilution Factor: 5
 Date Analyzed: 12/5/02 Time: 21:30
 Date Received: 12/5/02 9:40:00 AM

CAS NO.	COMPOUND	RESULT	Units	Q	MDL	MQL
630-20-6	1,1,1,2-Tetrachloroethane		µg/l	U	1.11	10
71-55-6	1,1,1-Trichloroethane		µg/l	U	0.9	10
79-34-5	1,1,2,2-Tetrachloroethane		µg/l	U	0.5	10
79-00-5	1,1,2-Trichloroethane		µg/l	U	0.715	10
75-34-3	1,1-Dichloroethane		µg/l	U	1.07	10
75-35-4	1,1-Dichloroethene		µg/l	U	0.915	10
563-58-6	1,1-Dichloropropene		µg/l	U	0.5	10
87-61-6	1,2,3-Trichlorobenzene		µg/l	U	0.71	10
96-18-4	1,2,3-Trichloropropane		µg/l	U	0.535	10
120-82-1	1,2,4-Trichlorobenzene		µg/l	U	0.54	10
95-63-6	1,2,4-Trimethylbenzene		µg/l	U	0.555	10
106-93-4	1,2-Dibromoethane		µg/l	U	0.585	10
95-50-1	1,2-Dichlorobenzene		µg/l	U	0.705	10
107-06-2	1,2-Dichloroethane		µg/l	U	0.91	10
78-87-5	1,2-Dichloropropane		µg/l	U	0.595	10
108-67-8	1,3,5-Trimethylbenzene		µg/l	U	0.565	10
541-73-1	1,3-Dichlorobenzene		µg/l	U	0.945	10
142-28-9	1,3-Dichloropropane		µg/l	U	0.535	10
106-46-7	1,4-Dichlorobenzene		µg/l	U	0.75	10
590-20-7	2,2-Dichloropropane		µg/l	U	0.54	10
78-93-3	2-Butanone		µg/l	U	2.41	10
95-49-8	2-Chlorotoluene		µg/l	U	0.53	10
591-78-6	2-Hexanone		µg/l	U	0.815	10
106-43-4	4-Chlorotoluene		µg/l	U	0.5	10
99-87-6	4-Isopropyltoluene		µg/l	U	0.5	10
108-10-1	4-Methyl-2-pentanone		µg/l	U	0.64	10
67-64-1	Acetone		µg/l	U	3.06	10
71-43-2	Benzene		µg/l	U	0.695	10
108-86-1	Bromobenzene		µg/l	U	0.78	10
74-97-5	Bromochloromethane		µg/l	U	0.825	10
75-27-4	Bromodichloromethane		µg/l	U	0.675	10
75-25-2	Bromoform		µg/l	U	0.815	10
74-83-9	Bromomethane		µg/l	U	1.01	10
75-15-0	Carbon disulfide		µg/l	U	0.915	10
56-23-5	Carbon tetrachloride		µg/l	U	0.685	10
108-90-7	Chlorobenzene		µg/l	U	0.78	10
75-00-3	Chloroethane		µg/l	U	1.03	10
67-66-3	Chloroform		µg/l	U	1.07	10

EPA Lab Code:KS00902

Kansas Certification:E-10254

FORM 1 VOA - Equivalent

1A - Equivalent
VOLATILE ORGANICS ANALYSIS DATA SHEET

Lab Name: Analytical Managment Laboratories
 Client ID: CESAS
 Matrix: W
 Sample g/ml: 25
 % Solids: not dec. _____
 Instrument ID Instru
 Analytical Method: 8260B
 Prep Method: EPA 5030
 Analytical Batch: 1501

Sample ID: HAAF-B159-1-35
 Project ID HAAF-MCA BARRACKS
 Project Num 1652
 Lab Sample ID: 165210
 Date Collected: 12/4/02 Time: 10:40
 Dilution Factor: 5
 Date Analyzed: 12/5/02 Time: 21:30
 Date Received: 12/5/02 9:40:00 AM

CAS NO.	COMPOUND	RESULT	Units	Q	MDL	MQL
74-87-3	Chloromethane		µg/l	U	0.865	10
156-59-2	cis-1,2-Dichloroethene		µg/l	U	0.755	10
10061-01-5	cis-1,3-Dichloropropene		µg/l	U	0.5	10
124-48-1	Dibromochloromethane		µg/l	U	0.665	10
74-95-3	Dibromomethane		µg/l	U	0.5	10
75-71-8	Dichlorodifluoromethane		µg/l	U	2.5	10
100-41-4	Ethylbenzene		µg/l	U	0.5	10
87-68-3	Hexachlorobutadiene		µg/l	U	0.96	10
98-82-8	Isopropylbenzene		µg/l	U	0.5	10
75-09-2	Methylene chloride		µg/l	U	1.99	10
1634-04-4	Methyl-tert-butyl-ether		µg/l	U	0.5	10
m+p xylene	m-Xylene and p-Xylene		µg/l	U	1.08	10
91-20-3	Naphthalene		µg/l	U	0.695	10
104-51-8	n-Butylbenzene		µg/l	U	0.7	10
103-65-1	n-Propylbenzene		µg/l	U	0.5	10
95-47-6	o-Xylene		µg/l	U	0.51	10
135-98-8	sec-Butylbenzene		µg/l	U	0.665	10
100-42-5	Styrene		µg/l	U	0.5	10
98-06-6	tert-Butylbenzene		µg/l	U	0.85	10
127-18-4	Tetrachloroethene		µg/l	U	0.575	10
108-88-3	Toluene		µg/l	U	0.525	10
156-60-5	trans-1,2-Dichloroethene		µg/l	U	0.76	10
10061-02-6	trans-1,3-Dichloropropene		µg/l	U	0.5	10
79-01-6	Trichloroethene		µg/l	U	0.755	10
75-69-4	Trichlorofluoromethane		µg/l	U	0.555	10
108-05-4	Vinyl acetate		µg/l	U	10	20
75-01-4	Vinyl chloride		µg/l	U	1.2	10

EPA Lab Code:KS00902

Kansas Certification:E-10254

FORM I VOA - Equivalent

1A - Equivalent
VOLATILE ORGANICS ANALYSIS DATA SHEET

Lab Name: Analytical Managment Laboratories
Client ID: CESAS
Matrix: W
Sample g/ml: 25
% Solids: not dec. _____
Instrument ID Instru
Analytical Method: 8260B
Prep Method: EPA 5030
Analytical Batch: 1501

Sample ID: HAAF-B159-1-40
Project ID HAAF-MCA BARRACKS
Project Num 1652
Lab Sample ID: 165212
Date Collected: 12/4/02 Time: 11:00
Dilution Factor: 5
Date Analyzed: 12/5/02 Time: 22:36
Date Received: 12/5/02 9:40:00 AM

CAS NO.	COMPOUND	RESULT	Units	Q	MDL	MDL
630-20-6	1,1,1,2-Tetrachloroethane		µg/l	U	1.11	10
71-55-6	1,1,1-Trichloroethane		µg/l	U	0.9	10
79-34-5	1,1,2,2-Tetrachloroethane		µg/l	U	0.5	10
79-00-5	1,1,2-Trichloroethane		µg/l	U	0.715	10
75-34-3	1,1-Dichloroethane		µg/l	U	1.07	10
75-35-4	1,1-Dichloroethene		µg/l	U	0.915	10
563-58-6	1,1-Dichloropropene		µg/l	U	0.5	10
87-61-6	1,2,3-Trichlorobenzene		µg/l	U	0.71	10
96-18-4	1,2,3-Trichloropropane		µg/l	U	0.535	10
120-82-1	1,2,4-Trichlorobenzene		µg/l	U	0.54	10
95-63-6	1,2,4-Trimethylbenzene		µg/l	U	0.555	10
106-93-4	1,2-Dibromoethane		µg/l	U	0.585	10
95-50-1	1,2-Dichlorobenzene		µg/l	U	0.705	10
107-06-2	1,2-Dichloroethane		µg/l	U	0.91	10
78-87-5	1,2-Dichloropropane		µg/l	U	0.595	10
108-67-8	1,3,5-Trimethylbenzene		µg/l	U	0.565	10
541-73-1	1,3-Dichlorobenzene		µg/l	U	0.945	10
142-28-9	1,3-Dichloropropane		µg/l	U	0.535	10
106-46-7	1,4-Dichlorobenzene		µg/l	U	0.75	10
590-20-7	2,2-Dichloropropane		µg/l	U	0.54	10
78-93-3	2-Butanone		µg/l	U	2.41	10
95-49-8	2-Chlorotoluene		µg/l	U	0.53	10
591-78-6	2-Hexanone		µg/l	U	0.815	10
106-43-4	4-Chlorotoluene		µg/l	U	0.5	10
99-87-6	4-Isopropyltoluene		µg/l	U	0.5	10
108-10-1	4-Methyl-2-pentanone		µg/l	U	0.64	10
67-64-1	Acetone		µg/l	U	3.06	10
71-43-2	Benzene		µg/l	U	0.695	10
108-86-1	Bromobenzene		µg/l	U	0.78	10
74-97-5	Bromochloromethane		µg/l	U	0.825	10
75-27-4	Bromodichloromethane		µg/l	U	0.675	10
75-25-2	Bromoform		µg/l	U	0.815	10
74-83-9	Bromomethane		µg/l	U	1.01	10
75-15-0	Carbon disulfide		µg/l	U	0.915	10
56-23-5	Carbon tetrachloride		µg/l	U	0.685	10
108-90-7	Chlorobenzene		µg/l	U	0.78	10
75-00-3	Chloroethane		µg/l	U	1.03	10
67-66-3	Chloroform		µg/l	U	1.07	10

EPA Lab Code:KS00902

Kansas Certification:E-10254

FORM I VOA - Equivalent

1A - Equivalent
VOLATILE ORGANICS ANALYSIS DATA SHEET

Lab Name: Analytical Managment Laboratories
 Client ID: CESAS
 Matrix: W
 Sample g/ml: 25
 % Solids: not dec. _____
 Instrument ID Instru
 Analytical Method: 8260B
 Prep Method: EPA 5030
 Analytical Batch: 1501

Sample ID: HAAF-B159-1-40
 Project ID HAAF-MCA BARRACKS
 Project Num 1652
 Lab Sample ID: 165212
 Date Collected: 12/4/02 Time: 11:00
 Dilution Factor: 5
 Date Analyzed: 12/5/02 Time: 22:36
 Date Received: 12/5/02 9:40:00 AM

CAS NO.	COMPOUND	RESULT	Units	Q	MDL	MQL
74-87-3	Chloromethane	14.7	µg/l	U	0.865	10
156-59-2	cis-1,2-Dichloroethene		µg/l		0.755	10
10061-01-5	cis-1,3-Dichloropropene		µg/l	U	0.5	10
124-48-1	Dibromochloromethane		µg/l	U	0.665	10
74-95-3	Dibromomethane		µg/l	U	0.5	10
75-71-8	Dichlorodifluoromethane		µg/l	U	2.5	10
100-41-4	Ethylbenzene		µg/l	U	0.5	10
87-68-3	Hexachlorobutadiene		µg/l	U	0.96	10
98-82-8	Isopropylbenzene		µg/l	U	0.5	10
75-09-2	Methylene chloride		µg/l	U	1.99	10
1634-04-4	Methyl-tert-butyl-ether		µg/l	U	0.5	10
m+p xylene	m-Xylene and p-Xylene		µg/l	U	1.08	10
91-20-3	Naphthalene		µg/l	U	0.695	10
104-51-8	n-Butylbenzene		µg/l	U	0.7	10
103-65-1	n-Propylbenzene	116	µg/l	U	0.5	10
95-47-6	o-Xylene		µg/l	U	0.51	10
135-98-8	sec-Butylbenzene		µg/l	U	0.665	10
100-42-5	Styrene		µg/l	U	0.5	10
98-06-6	tert-Butylbenzene		µg/l	U	0.85	10
127-18-4	Tetrachloroethene		µg/l	U	0.575	10
108-88-3	Toluene		µg/l	U	0.525	10
156-60-5	trans-1,2-Dichloroethene		µg/l	U	0.76	10
10061-02-6	trans-1,3-Dichloropropene		µg/l	U	0.5	10
79-01-6	Trichloroethene		µg/l		0.755	10
75-69-4	Trichlorofluoromethane		µg/l	U	0.555	10
108-05-4	Vinyl acetate		µg/l	U	10	20
75-01-4	Vinyl chloride		µg/l	U	1.2	10

EPA Lab Code:KS00902
 Kansas Certification:E-10254

FORM I VOA - Equivalent

1A - Equivalent
VOLATILE ORGANICS ANALYSIS DATA SHEET

Lab Name: Analytical Management Laboratories
Client ID: CESAS
Matrix: W
Sample g/ml: 25
% Solids: not dec. _____
Instrument ID Instru
Analytical Method: 8260B
Prep Method: EPA 5030
Analytical Batch: 1501

Sample ID: HAAF-B159-1-45
Project ID: HAAF-MCA BARRACKS
Project Num: 1652
Lab Sample ID: 165213
Date Collected: 12/4/02 Time: 11:20
Dilution Factor: 5
Date Analyzed: 12/5/02 Time: 23:08
Date Received: 12/5/02 9:40:00 AM

CAS NO.	COMPOUND	RESULT	Units	Q	MDL	MQL
630-20-6	1,1,1,2-Tetrachloroethane		µg/l	U	1.11	10
71-55-6	1,1,1-Trichloroethane		µg/l	U	0.9	10
79-34-5	1,1,2,2-Tetrachloroethane		µg/l	U	0.5	10
79-00-5	1,1,2-Trichloroethane		µg/l	U	0.715	10
75-34-3	1,1-Dichloroethane		µg/l	U	1.07	10
75-35-4	1,1-Dichloroethene		µg/l	U	0.915	10
563-58-6	1,1-Dichloropropene		µg/l	U	0.5	10
87-61-6	1,2,3-Trichlorobenzene		µg/l	U	0.71	10
96-18-4	1,2,3-Trichloropropane		µg/l	U	0.535	10
120-82-1	1,2,4-Trichlorobenzene		µg/l	U	0.54	10
95-63-6	1,2,4-Trimethylbenzene		µg/l	U	0.555	10
106-93-4	1,2-Dibromoethane		µg/l	U	0.585	10
95-50-1	1,2-Dichlorobenzene		µg/l	U	0.705	10
107-06-2	1,2-Dichloroethane		µg/l	U	0.91	10
78-87-5	1,2-Dichloropropane		µg/l	U	0.595	10
108-67-8	1,3,5-Trimethylbenzene		µg/l	U	0.565	10
541-73-1	1,3-Dichlorobenzene		µg/l	U	0.945	10
142-28-9	1,3-Dichloropropane		µg/l	U	0.535	10
106-46-7	1,4-Dichlorobenzene		µg/l	U	0.75	10
590-20-7	2,2-Dichloropropane		µg/l	U	0.54	10
78-93-3	2-Butanone		µg/l	U	2.41	10
95-49-8	2-Chlorotoluene		µg/l	U	0.53	10
591-78-6	2-Hexanone		µg/l	U	0.815	10
106-43-4	4-Chlorotoluene		µg/l	U	0.5	10
99-87-6	4-Isopropyltoluene		µg/l	U	0.5	10
108-10-1	4-Methyl-2-pentanone		µg/l	U	0.64	10
67-64-1	Acetone		µg/l	U	3.06	10
71-43-2	Benzene		µg/l	U	0.695	10
108-86-1	Bromobenzene		µg/l	U	0.78	10
74-97-5	Bromochloromethane		µg/l	U	0.825	10
75-27-4	Bromodichloromethane		µg/l	U	0.675	10
75-25-2	Bromoform		µg/l	U	0.815	10
74-83-9	Bromomethane		µg/l	U	1.01	10
75-15-0	Carbon disulfide		µg/l	U	0.915	10
56-23-5	Carbon tetrachloride		µg/l	U	0.685	10
108-90-7	Chlorobenzene		µg/l	U	0.78	10
75-00-3	Chloroethane		µg/l	U	1.03	10
67-66-3	Chloroform		µg/l	U	1.07	10

EPA Lab Code:KS00902

Kansas Certification:E-10254

FORM I VOA - Equivalent

1A - Equivalent
VOLATILE ORGANICS ANALYSIS DATA SHEET

Lab Name: Analytical Management Laboratories
Client ID: CESAS
Matrix: W
Sample g/ml: 25
% Solids: not dec. _____
Instrument ID Instru
Analytical Method: 8260B
Prep Method: EPA 5030
Analytical Batch: 1501

Sample ID: HAAF-B159-1-45
Project ID: HAAF-MCA BARRACKS
Project Num: 1652
Lab Sample ID: 165213
Date Collected: 12/4/02 Time: 11:20
Dilution Factor: 5
Date Analyzed: 12/5/02 Time: 23:08
Date Received: 12/5/02 9:40:00 AM

CAS NO.	COMPOUND	RESULT	Units	Q	MDL	MQL
74-87-3	Chloromethane	3.4	µg/l	U	0.865	10
156-59-2	cis-1,2-Dichloroethene		µg/l	J	0.755	10
10061-01-5	cis-1,3-Dichloropropene		µg/l	U	0.5	10
124-48-1	Dibromochloromethane		µg/l	U	0.665	10
74-95-3	Dibromomethane		µg/l	U	0.5	10
75-71-8	Dichlorodifluoromethane		µg/l	U	2.5	10
100-41-4	Ethylbenzene		µg/l	U	0.5	10
87-68-3	Hexachlorobutadiene		µg/l	U	0.96	10
98-82-8	Isopropylbenzene		µg/l	U	0.5	10
75-09-2	Methylene chloride		µg/l	U	1.99	10
1634-04-4	Methyl-tert-butyl-ether		µg/l	U	0.5	10
m+p xylene	m-Xylene and p-Xylene		µg/l	U	1.08	10
91-20-3	Naphthalene		µg/l	U	0.695	10
104-51-8	n-Butylbenzene		µg/l	U	0.7	10
103-65-1	n-Propylbenzene		µg/l	U	0.5	10
95-47-6	o-Xylene		µg/l	U	0.51	10
135-98-8	sec-Butylbenzene		µg/l	U	0.665	10
100-42-5	Styrene		µg/l	U	0.5	10
98-06-6	tert-Butylbenzene		µg/l	U	0.85	10
127-18-4	Tetrachloroethene		µg/l	U	0.575	10
108-88-3	Toluene		µg/l	U	0.525	10
156-60-5	trans-1,2-Dichloroethene	12.7	µg/l	U	0.76	10
10061-02-6	trans-1,3-Dichloropropene		µg/l	U	0.5	10
79-01-6	Trichloroethene		µg/l		0.755	10
75-69-4	Trichlorofluoromethane		µg/l	U	0.555	10
108-05-4	Vinyl acetate		µg/l	U	10	20
75-01-4	Vinyl chloride		µg/l	U	1.2	10

EPA Lab Code:KS00902

Kansas Certification:E-10254

FORM I VOA - Equivalent

1A - Equivalent
VOLATILE ORGANICS ANALYSIS DATA SHEET

Lab Name: Analytical Management Laboratories
 Client ID: CESAS
 Matrix: W
 Sample g/ml: 25
 % Solids: not dec. _____
 Instrument ID Instru
 Analytical Method: 8260B
 Prep Method: EPA 5030
 Analytical Batch: 1509

Sample ID: HAAF-B159-2-10
 Project ID HAAF-MCA BARRACKS
 Project Num 1665
 Lab Sample ID: 166504
 Date Collected: 12/6/02 Time: 12:25
 Dilution Factor: 5
 Date Analyzed: 12/9/02 Time: 17:29
 Date Received: 12/7/02 11:15:00 AM

CAS NO.	COMPOUND	RESULT	Units	Q	MDL	MQL
630-20-6	1,1,1,2-Tetrachloroethane		µg/l	U	1.11	10
71-55-6	1,1,1-Trichloroethane		µg/l	U	0.9	10
79-34-5	1,1,2,2-Tetrachloroethane		µg/l	U	0.5	10
79-00-5	1,1,2-Trichloroethane		µg/l	U	0.715	10
75-34-3	1,1-Dichloroethane		µg/l	U	1.07	10
75-35-4	1,1-Dichloroethene		µg/l	U	0.915	10
563-58-6	1,1-Dichloropropene		µg/l	U	0.5	10
87-61-6	1,2,3-Trichlorobenzene		µg/l	U	0.71	10
96-18-4	1,2,3-Trichloropropane		µg/l	U	0.535	10
120-82-1	1,2,4-Trichlorobenzene		µg/l	U	0.54	10
95-63-6	1,2,4-Trimethylbenzene		µg/l	U	0.555	10
106-93-4	1,2-Dibromoethane		µg/l	U	0.585	10
95-50-1	1,2-Dichlorobenzene		µg/l	U	0.705	10
107-06-2	1,2-Dichloroethane		µg/l	U	0.91	10
78-87-5	1,2-Dichloropropane		µg/l	U	0.595	10
108-67-8	1,3,5-Trimethylbenzene		µg/l	U	0.565	10
541-73-1	1,3-Dichlorobenzene		µg/l	U	0.945	10
142-28-9	1,3-Dichloropropane		µg/l	U	0.535	10
106-46-7	1,4-Dichlorobenzene		µg/l	U	0.75	10
590-20-7	2,2-Dichloropropane		µg/l	U	0.54	10
78-93-3	2-Butanone		µg/l	U	2.41	10
95-49-8	2-Chlorotoluene		µg/l	U	0.53	10
591-78-6	2-Hexanone		µg/l	U	0.815	10
106-43-4	4-Chlorotoluene		µg/l	U	0.5	10
99-87-6	4-Isopropyltoluene		µg/l	U	0.5	10
108-10-1	4-Methyl-2-pentanone		µg/l	U	0.64	10
67-64-1	Acetone		µg/l	U	3.06	10
71-43-2	Benzene		µg/l	U	0.695	10
108-86-1	Bromobenzene		µg/l	U	0.78	10
74-97-5	Bromochloromethane		µg/l	U	0.825	10
75-27-4	Bromodichloromethane		µg/l	U	0.675	10
75-25-2	Bromoform		µg/l	U	0.815	10
74-83-9	Bromomethane		µg/l	U	1.01	10
75-15-0	Carbon disulfide		µg/l	U	0.915	10
56-23-5	Carbon tetrachloride		µg/l	U	0.685	10
108-90-7	Chlorobenzene		µg/l	U	0.78	10
75-00-3	Chloroethane		µg/l	U	1.03	10
67-66-3	Chloroform		µg/l	U	1.07	10

EPA Lab Code:KS00902

Kansas Certification:E-10254

FORM I VOA - Equivalent

1A - Equivalent
VOLATILE ORGANICS ANALYSIS DATA SHEET

Lab Name: Analytical Management Laboratories
 Client ID: CESAS
 Matrix: W
 Sample g/ml: 25
 % Solids: not dec. _____
 Instrument ID Instru
 Analytical Method: 8260B
 Prep Method: EPA 5030
 Analytical Batch: 1509

Sample ID: HAAF-B159-2-10
 Project ID HAAF-MCA BARRACKS
 Project Num 1665
 Lab Sample ID: 166504
 Date Collected: 12/6/02 Time: 12:25
 Dilution Factor: 5
 Date Analyzed: 12/9/02 Time: 17:29
 Date Received: 12/7/02 11:15:00 AM

CAS NO.	COMPOUND	RESULT	Units	Q	MDL	MQL
74-87-3	Chloromethane		µg/l	U	0.865	10
156-59-2	cis-1,2-Dichloroethene		µg/l	U	0.755	10
10061-01-5	cis-1,3-Dichloropropene		µg/l	U	0.5	10
124-48-1	Dibromochloromethane		µg/l	U	0.665	10
74-95-3	Dibromomethane		µg/l	U	0.5	10
75-71-8	Dichlorodifluoromethane		µg/l	U	2.5	10
100-41-4	Ethylbenzene		µg/l	U	0.5	10
87-68-3	Hexachlorobutadiene		µg/l	U	0.96	10
98-82-8	Isopropylbenzene		µg/l	U	0.5	10
75-09-2	Methylene chloride		µg/l	U	1.99	10
1634-04-4	Methyl-tert-butyl-ether		µg/l	U	0.5	10
m+p xylene	m-Xylene and p-Xylene		µg/l	U	1.08	10
91-20-3	Naphthalene		µg/l	U	0.695	10
104-51-8	n-Butylbenzene		µg/l	U	0.7	10
103-65-1	n-Propylbenzene		µg/l	U	0.5	10
95-47-6	o-Xylene		µg/l	U	0.51	10
135-98-8	sec-Butylbenzene		µg/l	U	0.665	10
100-42-5	Styrene		µg/l	U	0.5	10
98-06-6	tert-Butylbenzene		µg/l	U	0.85	10
127-18-4	Tetrachloroethene		µg/l	U	0.575	10
108-88-3	Toluene		µg/l	U	0.525	10
156-60-5	trans-1,2-Dichloroethene		µg/l	U	0.76	10
10061-02-6	trans-1,3-Dichloropropene		µg/l	U	0.5	10
79-01-6	Trichloroethene		µg/l	U	0.755	10
75-69-4	Trichlorofluoromethane		µg/l	U	0.555	10
75-01-4	Vinyl chloride		µg/l	U	1.2	10

EPA Lab Code:KS00902
 Kansas Certification:E-10254

FORM I VOA - Equivalent

1A - Equivalent
VOLATILE ORGANICS ANALYSIS DATA SHEET

Lab Name: Analytical Managment Laboratories
 Client ID: CESAS
 Matrix: W
 Sample g/ml: 25
 % Solids: not dec. _____
 Instrument ID Instru
 Analytical Method: 8260B
 Prep Method: EPA 5030
 Analytical Batch: 1509

Sample ID: HAAF-B159-2-15
 Project ID HAAF-MCA BARRACKS
 Project Num 1665
 Lab Sample ID: 166505
 Date Collected: 12/6/02 Time: 12:35
 Dilution Factor: 5
 Date Analyzed: 12/9/02 Time: 18:01
 Date Received: 12/7/02 11:15:00 AM

CAS NO.	COMPOUND	RESULT	Units	Q	MDL	MQL
630-20-6	1,1,1,2-Tetrachloroethane		µg/l	U	1.11	10
71-55-6	1,1,1-Trichloroethane		µg/l	U	0.9	10
79-34-5	1,1,2,2-Tetrachloroethane		µg/l	U	0.5	10
79-00-5	1,1,2-Trichloroethane		µg/l	U	0.715	10
75-34-3	1,1-Dichloroethane		µg/l	U	1.07	10
75-35-4	1,1-Dichloroethene		µg/l	U	0.915	10
563-58-6	1,1-Dichloropropene		µg/l	U	0.5	10
87-61-6	1,2,3-Trichlorobenzene		µg/l	U	0.71	10
96-18-4	1,2,3-Trichloropropane		µg/l	U	0.535	10
120-82-1	1,2,4-Trichlorobenzene		µg/l	U	0.54	10
95-63-6	1,2,4-Trimethylbenzene		µg/l	U	0.555	10
106-93-4	1,2-Dibromoethane		µg/l	U	0.585	10
95-50-1	1,2-Dichlorobenzene		µg/l	U	0.705	10
107-06-2	1,2-Dichloroethane		µg/l	U	0.91	10
78-87-5	1,2-Dichloropropane		µg/l	U	0.595	10
108-67-8	1,3,5-Trimethylbenzene		µg/l	U	0.565	10
541-73-1	1,3-Dichlorobenzene		µg/l	U	0.945	10
142-28-9	1,3-Dichloropropane		µg/l	U	0.535	10
106-46-7	1,4-Dichlorobenzene		µg/l	U	0.75	10
590-20-7	2,2-Dichloropropane		µg/l	U	0.54	10
78-93-3	2-Butanone		µg/l	U	2.41	10
95-49-8	2-Chlorotoluene		µg/l	U	0.53	10
591-78-6	2-Hexanone		µg/l	U	0.815	10
106-43-4	4-Chlorotoluene		µg/l	U	0.5	10
99-87-6	4-Isopropyltoluene		µg/l	U	0.5	10
108-10-1	4-Methyl-2-pentanone		µg/l	U	0.64	10
67-64-1	Acetone		µg/l	U	3.06	10
71-43-2	Benzene		µg/l	U	0.695	10
108-86-1	Bromobenzene		µg/l	U	0.78	10
74-97-5	Bromochloromethane		µg/l	U	0.825	10
75-27-4	Bromodichloromethane		µg/l	U	0.675	10
75-25-2	Bromoform		µg/l	U	0.815	10
74-83-9	Bromomethane		µg/l	U	1.01	10
75-15-0	Carbon disulfide		µg/l	U	0.915	10
56-23-5	Carbon tetrachloride		µg/l	U	0.685	10
108-90-7	Chlorobenzene		µg/l	U	0.78	10
75-00-3	Chloroethane		µg/l	U	1.03	10
67-66-3	Chloroform		µg/l	U	1.07	10

EPA Lab Code:KS00902

Kansas Certification:E-10254

FORM I VOA - Equivalent

1A - Equivalent
VOLATILE ORGANICS ANALYSIS DATA SHEET

Lab Name: Analytical Management Laboratories
 Client ID: CESAS
 Matrix: W
 Sample g/ml: 25
 % Solids: not dec. _____
 Instrument ID Instru
 Analytical Method: 8260B
 Prep Method: EPA 5030
 Analytical Batch: 1509

Sample ID: HAAF-B159-2-15
 Project ID HAAF-MCA BARRACKS
 Project Num 1665
 Lab Sample ID: 166505
 Date Collected: 12/6/02 Time: 12:35
 Dilution Factor: 5
 Date Analyzed: 12/9/02 Time: 18:01
 Date Received: 12/7/02 11:15:00 AM

CAS NO.	COMPOUND	RESULT	Units	Q	MDL	MQL
74-87-3	Chloromethane		µg/l	U	0.865	10
156-59-2	cis-1,2-Dichloroethene		µg/l	U	0.755	10
10061-01-5	cis-1,3-Dichloropropene		µg/l	U	0.5	10
124-48-1	Dibromochloromethane		µg/l	U	0.665	10
74-95-3	Dibromomethane		µg/l	U	0.5	10
75-71-8	Dichlorodifluoromethane		µg/l	U	2.5	10
100-41-4	Ethylbenzene		µg/l	U	0.5	10
87-68-3	Hexachlorobutadiene		µg/l	U	0.96	10
98-82-8	Isopropylbenzene		µg/l	U	0.5	10
75-09-2	Methylene chloride		µg/l	U	1.99	10
1634-04-4	Methyl-tert-butyl-ether		µg/l	U	0.5	10
m+p xylene	m-Xylene and p-Xylene		µg/l	U	1.08	10
91-20-3	Naphthalene		µg/l	U	0.695	10
104-51-8	n-Butylbenzene		µg/l	U	0.7	10
103-65-1	n-Propylbenzene		µg/l	U	0.5	10
95-47-6	o-Xylene		µg/l	U	0.51	10
135-98-8	sec-Butylbenzene		µg/l	U	0.665	10
100-42-5	Styrene		µg/l	U	0.5	10
98-06-6	tert-Butylbenzene		µg/l	U	0.85	10
127-18-4	Tetrachloroethene		µg/l	U	0.575	10
108-88-3	Toluene		µg/l	U	0.525	10
156-60-5	trans-1,2-Dichloroethene		µg/l	U	0.76	10
10061-02-6	trans-1,3-Dichloropropene		µg/l	U	0.5	10
79-01-6	Trichloroethene		µg/l	U	0.755	10
75-69-4	Trichlorofluoromethane		µg/l	U	0.555	10
75-01-4	Vinyl chloride		µg/l	U	1.2	10

EPA Lab Code:KS00902
 Kansas Certification:E-10254

FORM 1 VOA - Equivalent

1A - Equivalent
VOLATILE ORGANICS ANALYSIS DATA SHEET

Lab Name: Analytical Managment Laboratories
 Client ID: CESAS
 Matrix: W
 Sample g/ml: 25
 % Solids: not dec. _____
 Instrument ID Instru
 Analytical Method: 8260B
 Prep Method: EPA 5030
 Analytical Batch: 1509

Sample ID: HAAF-B159-2-20
 Project ID HAAF-MCA BARRACKS
 Project Num 1665
 Lab Sample ID: 166507
 Date Collected: 12/6/02 Time: 12:50
 Dilution Factor: 5
 Date Analyzed: 12/9/02 Time: 19:06
 Date Received: 12/7/02 11:15:00 AM

CAS NO.	COMPOUND	RESULT	Units	Q	MDL	MQL
630-20-6	1,1,1,2-Tetrachloroethane		µg/l	U	1.11	10
71-55-6	1,1,1-Trichloroethane		µg/l	U	0.9	10
79-34-5	1,1,2,2-Tetrachloroethane		µg/l	U	0.5	10
79-00-5	1,1,2-Trichloroethane		µg/l	U	0.715	10
75-34-3	1,1-Dichloroethane		µg/l	U	1.07	10
75-35-4	1,1-Dichloroethene		µg/l	U	0.915	10
563-58-6	1,1-Dichloropropene		µg/l	U	0.5	10
87-61-6	1,2,3-Trichlorobenzene		µg/l	U	0.71	10
96-18-4	1,2,3-Trichloropropane		µg/l	U	0.535	10
120-82-1	1,2,4-Trichlorobenzene		µg/l	U	0.54	10
95-63-6	1,2,4-Trimethylbenzene		µg/l	U	0.555	10
106-93-4	1,2-Dibromoethane		µg/l	U	0.585	10
95-50-1	1,2-Dichlorobenzene		µg/l	U	0.705	10
107-06-2	1,2-Dichloroethane		µg/l	U	0.91	10
78-87-5	1,2-Dichloropropane		µg/l	U	0.595	10
108-67-8	1,3,5-Trimethylbenzene		µg/l	U	0.565	10
541-73-1	1,3-Dichlorobenzene		µg/l	U	0.945	10
142-28-9	1,3-Dichloropropane		µg/l	U	0.535	10
106-46-7	1,4-Dichlorobenzene		µg/l	U	0.75	10
590-20-7	2,2-Dichloropropane		µg/l	U	0.54	10
78-93-3	2-Butanone		µg/l	U	2.41	10
95-49-8	2-Chlorotoluene		µg/l	U	0.53	10
591-78-6	2-Hexanone		µg/l	U	0.815	10
106-43-4	4-Chlorotoluene		µg/l	U	0.5	10
99-87-6	4-Isopropyltoluene		µg/l	U	0.5	10
108-10-1	4-Methyl-2-pentanone		µg/l	U	0.64	10
67-64-1	Acetone		µg/l	U	3.06	10
71-43-2	Benzene		µg/l	U	0.695	10
108-86-1	Bromobenzene		µg/l	U	0.78	10
74-97-5	Bromochloromethane		µg/l	U	0.825	10
75-27-4	Bromodichloromethane		µg/l	U	0.675	10
75-25-2	Bromoform		µg/l	U	0.815	10
74-83-9	Bromomethane		µg/l	U	1.01	10
75-15-0	Carbon disulfide		µg/l	U	0.915	10
56-23-5	Carbon tetrachloride		µg/l	U	0.685	10
108-90-7	Chlorobenzene		µg/l	U	0.78	10
75-00-3	Chloroethane		µg/l	U	1.03	10
67-66-3	Chloroform		µg/l	U	1.07	10

EPA Lab Code:KS00902

Kansas Certification:E-10254

FORM I VOA - Equivalent

1A - Equivalent
VOLATILE ORGANICS ANALYSIS DATA SHEET

Lab Name: Analytical Managment Laboratories
 Client ID: CESAS
 Matrix: W
 Sample g/ml: 25
 % Solids: not dec. _____
 Instrument ID Instru
 Analytical Method: 8260B
 Prep Method: EPA 5030
 Analytical Batch: 1509

Sample ID: HAAF-B159-2-20
 Project ID HAAF-MCA BARRACKS
 Project Num 1665
 Lab Sample ID: 166507
 Date Collected: 12/6/02 Time: 12:50
 Dilution Factor: 5
 Date Analyzed: 12/9/02 Time: 19:06
 Date Received: 12/7/02 11:15:00 AM

CAS NO.	COMPOUND	RESULT	Units	Q	MDL	MQL
74-87-3	Chloromethane		µg/l	U	0.865	10
156-59-2	cis-1,2-Dichloroethene		µg/l	U	0.755	10
10061-01-5	cis-1,3-Dichloropropene		µg/l	U	0.5	10
124-48-1	Dibromochloromethane		µg/l	U	0.665	10
74-95-3	Dibromomethane		µg/l	U	0.5	10
75-71-8	Dichlorodifluoromethane		µg/l	U	2.5	10
100-41-4	Ethylbenzene		µg/l	U	0.5	10
87-68-3	Hexachlorobutadiene		µg/l	U	0.96	10
98-82-8	Isopropylbenzene		µg/l	U	0.5	10
75-09-2	Methylene chloride		µg/l	U	1.99	10
1634-04-4	Methyl-tert-butyl-ether		µg/l	U	0.5	10
m+p xylene	m-Xylene and p-Xylene		µg/l	U	1.08	10
91-20-3	Naphthalene		µg/l	U	0.695	10
104-51-8	n-Butylbenzene		µg/l	U	0.7	10
103-65-1	n-Propylbenzene		µg/l	U	0.5	10
95-47-6	o-Xylene		µg/l	U	0.51	10
135-98-8	sec-Butylbenzene		µg/l	U	0.665	10
100-42-5	Styrene		µg/l	U	0.5	10
98-06-6	tert-Butylbenzene		µg/l	U	0.85	10
127-18-4	Tetrachloroethene		µg/l	U	0.575	10
108-88-3	Toluene		µg/l	U	0.525	10
156-60-5	trans-1,2-Dichloroethene		µg/l	U	0.76	10
10061-02-6	trans-1,3-Dichloropropene		µg/l	U	0.5	10
79-01-6	Trichloroethene		µg/l	U	0.755	10
75-69-4	Trichlorofluoromethane		µg/l	U	0.555	10
75-01-4	Vinyl chloride		µg/l	U	1.2	10

EPA Lab Code:KS00902
 Kansas Certification:E-10254

FORM I VOA - Equivalent

1A - Equivalent
VOLATILE ORGANICS ANALYSIS DATA SHEET

Lab Name: Analytical Managment Laboratories
 Client ID: CESAS
 Matrix: W
 Sample g/ml: 25
 % Solids: not dec. _____
 Instrument ID Instru
 Analytical Method: 8260B
 Prep Method: EPA 5030
 Analytical Batch: 1509

Sample ID: HAAF-B159-2-25
 Project ID HAAF-MCA BARRACKS
 Project Num 1665
 Lab Sample ID: 166508
 Date Collected: 12/6/02 Time: 13:05
 Dilution Factor: 5
 Date Analyzed: 12/9/02 Time: 19:38
 Date Received: 12/7/02 11:15:00 AM

CAS NO.	COMPOUND	RESULT	Units	Q	MDL	MQL
630-20-6	1,1,1,2-Tetrachloroethane		µg/l	U	1.11	10
71-55-6	1,1,1-Trichloroethane		µg/l	U	0.9	10
79-34-5	1,1,2,2-Tetrachloroethane		µg/l	U	0.5	10
79-00-5	1,1,2-Trichloroethane		µg/l	U	0.715	10
75-34-3	1,1-Dichloroethane		µg/l	U	1.07	10
75-35-4	1,1-Dichloroethene		µg/l	U	0.915	10
563-58-6	1,1-Dichloropropene		µg/l	U	0.5	10
87-61-6	1,2,3-Trichlorobenzene		µg/l	U	0.71	10
96-18-4	1,2,3-Trichloropropane		µg/l	U	0.535	10
120-82-1	1,2,4-Trichlorobenzene		µg/l	U	0.54	10
95-63-6	1,2,4-Trimethylbenzene		µg/l	U	0.555	10
106-93-4	1,2-Dibromoethane		µg/l	U	0.585	10
95-50-1	1,2-Dichlorobenzene		µg/l	U	0.705	10
107-06-2	1,2-Dichloroethane		µg/l	U	0.91	10
78-87-5	1,2-Dichloropropane		µg/l	U	0.595	10
108-67-8	1,3,5-Trimethylbenzene		µg/l	U	0.565	10
541-73-1	1,3-Dichlorobenzene		µg/l	U	0.945	10
142-28-9	1,3-Dichloropropane		µg/l	U	0.535	10
106-46-7	1,4-Dichlorobenzene		µg/l	U	0.75	10
590-20-7	2,2-Dichloropropane		µg/l	U	0.54	10
78-93-3	2-Butanone		µg/l	U	2.41	10
95-49-8	2-Chlorotoluene		µg/l	U	0.53	10
591-78-6	2-Hexanone		µg/l	U	0.815	10
106-43-4	4-Chlorotoluene		µg/l	U	0.5	10
99-87-6	4-Isopropyltoluene		µg/l	U	0.5	10
108-10-1	4-Methyl-2-pentanone		µg/l	U	0.64	10
67-64-1	Acetone		µg/l	U	3.06	10
71-43-2	Benzene		µg/l	U	0.695	10
108-86-1	Bromobenzene		µg/l	U	0.78	10
74-97-5	Bromochloromethane		µg/l	U	0.825	10
75-27-4	Bromodichloromethane		µg/l	U	0.675	10
75-25-2	Bromoform		µg/l	U	0.815	10
74-83-9	Bromomethane		µg/l	U	1.01	10
75-15-0	Carbon disulfide		µg/l	U	0.915	10
56-23-5	Carbon tetrachloride		µg/l	U	0.685	10
108-90-7	Chlorobenzene		µg/l	U	0.78	10
75-00-3	Chloroethane		µg/l	U	1.03	10
67-66-3	Chloroform		µg/l	U	1.07	10

EPA Lab Code:KS00902

Kansas Certification:E-10254

FORM I VOA - Equivalent

1A - Equivalent
VOLATILE ORGANICS ANALYSIS DATA SHEET

Lab Name: Analytical Managment Laboratories
 Client ID: CESAS
 Matrix: W
 Sample g/ml: 25
 % Solids: not dec. _____
 Instrument ID Instru
 Analytical Method: 8260B
 Prep Method: EPA 5030
 Analytical Batch: 1509

Sample ID: HAAF-B159-2-25
 Project ID HAAF-MCA BARRACKS
 Project Num 1665
 Lab Sample ID: 166508
 Date Collected: 12/6/02 Time: 13:05
 Dilution Factor: 5
 Date Analyzed: 12/9/02 Time: 19:38
 Date Received: 12/7/02 11:15:00 AM

CAS NO.	COMPOUND	RESULT	Units	Q	MDL	MQL
74-87-3	Chloromethane		µg/l	U	0.865	10
156-59-2	cis-1,2-Dichloroethene		µg/l	U	0.755	10
10061-01-5	cis-1,3-Dichloropropene		µg/l	U	0.5	10
124-48-1	Dibromochloromethane		µg/l	U	0.665	10
74-95-3	Dibromomethane		µg/l	U	0.5	10
75-71-8	Dichlorodifluoromethane		µg/l	U	2.5	10
100-41-4	Ethylbenzene		µg/l	U	0.5	10
87-68-3	Hexachlorobutadiene		µg/l	U	0.96	10
98-82-8	Isopropylbenzene		µg/l	U	0.5	10
75-09-2	Methylene chloride		µg/l	U	1.99	10
1634-04-4	Methyl-tert-butyl-ether		µg/l	U	0.5	10
m+p xylene	m-Xylene and p-Xylene		µg/l	U	1.08	10
91-20-3	Naphthalene		µg/l	U	0.695	10
104-51-8	n-Butylbenzene		µg/l	U	0.7	10
103-65-1	n-Propylbenzene		µg/l	U	0.5	10
95-47-6	o-Xylene		µg/l	U	0.51	10
135-98-8	sec-Butylbenzene		µg/l	U	0.665	10
100-42-5	Styrene		µg/l	U	0.5	10
98-06-6	tert-Butylbenzene		µg/l	U	0.85	10
127-18-4	Tetrachloroethene		µg/l	U	0.575	10
108-88-3	Toluene		µg/l	U	0.525	10
156-60-5	trans-1,2-Dichloroethene		µg/l	U	0.76	10
10061-02-6	trans-1,3-Dichloropropene		µg/l	U	0.5	10
79-01-6	Trichloroethene		µg/l	U	0.755	10
75-69-4	Trichlorofluoromethane		µg/l	U	0.555	10
75-01-4	Vinyl chloride		µg/l	U	1.2	10

EPA Lab Code:KS00902

Kansas Certification:E-10254

FORM I VOA - Equivalent

1A - Equivalent
VOLATILE ORGANICS ANALYSIS DATA SHEET

Lab Name: Analytical Managment Laboratories
 Client ID: CESAS
 Matrix: W
 Sample g/ml: 25
 % Solids: not dec. _____
 Instrument ID Instru
 Analytical Method: 8260B
 Prep Method: EPA 5030
 Analytical Batch: 1509

Sample ID: HAAF-B159-2-30
 Project ID HAAF-MCA BARRACKS
 Project Num 1665
 Lab Sample ID: 166509
 Date Collected: 12/6/02 Time: 13:20
 Dilution Factor: 1
 Date Analyzed: 12/9/02 Time: 20:10
 Date Received: 12/7/02 11:15:00 AM

CAS NO.	COMPOUND	RESULT	Units	Q	MDL	SQL
630-20-6	1,1,1,2-Tetrachloroethane		µg/l	U	0.222	2
71-55-6	1,1,1-Trichloroethane		µg/l	U	0.18	2
79-34-5	1,1,2,2-Tetrachloroethane		µg/l	U	0.1	2
79-00-5	1,1,2-Trichloroethane		µg/l	U	0.143	2
75-34-3	1,1-Dichloroethane		µg/l	U	0.214	2
75-35-4	1,1-Dichloroethene		µg/l	U	0.183	2
563-58-6	1,1-Dichloropropene		µg/l	U	0.1	2
87-61-6	1,2,3-Trichlorobenzene		µg/l	U	0.142	2
96-18-4	1,2,3-Trichloropropane		µg/l	U	0.107	2
120-82-1	1,2,4-Trichlorobenzene		µg/l	U	0.108	2
95-63-6	1,2,4-Trimethylbenzene		µg/l	U	0.111	2
106-93-4	1,2-Dibromoethane		µg/l	U	0.117	2
95-50-1	1,2-Dichlorobenzene		µg/l	U	0.141	2
107-06-2	1,2-Dichloroethane		µg/l	U	0.182	2
78-87-5	1,2-Dichloropropane		µg/l	U	0.119	2
108-67-8	1,3,5-Trimethylbenzene		µg/l	U	0.113	2
541-73-1	1,3-Dichlorobenzene		µg/l	U	0.189	2
142-28-9	1,3-Dichloropropane		µg/l	U	0.107	2
106-46-7	1,4-Dichlorobenzene		µg/l	U	0.15	2
590-20-7	2,2-Dichloropropane		µg/l	U	0.108	2
78-93-3	2-Butanone		µg/l	U	0.481	2
95-49-8	2-Chlorotoluene		µg/l	U	0.106	2
591-78-6	2-Hexanone		µg/l	U	0.163	2
106-43-4	4-Chlorotoluene		µg/l	U	0.1	2
99-87-6	4-Isopropyltoluene		µg/l	U	0.1	2
108-10-1	4-Methyl-2-pentanone		µg/l	U	0.128	2
67-64-1	Acetone		µg/l	U	0.612	2
71-43-2	Benzene		µg/l	U	0.139	2
108-86-1	Bromobenzene		µg/l	U	0.156	2
74-97-5	Bromochloromethane		µg/l	U	0.165	2
75-27-4	Bromodichloromethane		µg/l	U	0.135	2
75-25-2	Bromoform		µg/l	U	0.163	2
74-83-9	Bromomethane		µg/l	U	0.201	2
75-15-0	Carbon disulfide		µg/l	U	0.183	2
56-23-5	Carbon tetrachloride		µg/l	U	0.137	2
108-90-7	Chlorobenzene		µg/l	U	0.156	2
75-00-3	Chloroethane		µg/l	U	0.207	2
67-66-3	Chloroform		µg/l	U	0.214	2

EPA Lab Code:KS00902

Kansas Certification:E-10254

FORM I VOA - Equivalent

1A - Equivalent
VOLATILE ORGANICS ANALYSIS DATA SHEET

Lab Name: Analytical Managment Laboratories
 Client ID: CESAS
 Matrix: W
 Sample g/ml: 25
 % Solids: not dec. _____
 Instrument ID Instru
 Analytical Method: 8260B
 Prep Method: EPA 5030
 Analytical Batch: 1509

Sample ID: HAAF-B159-2-30
 Project ID HAAF-MCA BARRACKS
 Project Num 1665
 Lab Sample ID: 166509
 Date Collected: 12/6/02 Time: 13:20
 Dilution Factor: 1
 Date Analyzed: 12/9/02 Time: 20:10
 Date Received: 12/7/02 11:15:00 AM

CAS NO.	COMPOUND	RESULT	Units	Q	MDL	MQL
74-87-3	Chloromethane		µg/l	U	0.173	2
156-59-2	cis-1,2-Dichloroethene		µg/l	U	0.151	2
10061-01-5	cis-1,3-Dichloropropene		µg/l	U	0.1	2
124-48-1	Dibromochloromethane		µg/l	U	0.133	2
74-95-3	Dibromomethane		µg/l	U	0.1	2
75-71-8	Dichlorodifluoromethane		µg/l	U	0.5	2
100-41-4	Ethylbenzene		µg/l	U	0.1	2
87-68-3	Hexachlorobutadiene		µg/l	U	0.192	2
98-82-8	Isopropylbenzene		µg/l	U	0.1	2
75-09-2	Methylene chloride		µg/l	U	0.398	2
1634-04-4	Methyl-tert-butyl-ether		µg/l	U	0.1	2
m+p xylene	m-Xylene and p-Xylene		µg/l	U	0.216	2
91-20-3	Naphthalene		µg/l	U	0.139	2
104-51-8	n-Butylbenzene		µg/l	U	0.14	2
103-65-1	n-Propylbenzene		µg/l	U	0.1	2
95-47-6	o-Xylene		µg/l	U	0.102	2
135-98-8	sec-Butylbenzene		µg/l	U	0.133	2
100-42-5	Styrene		µg/l	U	0.1	2
98-06-6	tert-Butylbenzene		µg/l	U	0.17	2
127-18-4	Tetrachloroethene		µg/l	U	0.115	2
108-88-3	Toluene		µg/l	U	0.105	2
156-60-5	trans-1,2-Dichloroethene		µg/l	U	0.152	2
10061-02-6	trans-1,3-Dichloropropene		µg/l	U	0.1	2
79-01-6	Trichloroethene		µg/l	U	0.151	2
75-69-4	Trichlorofluoromethane		µg/l	U	0.111	2
75-01-4	Vinyl chloride		µg/l	U	0.239	2

EPA Lab Code:KS00902

Kansas Certification:E-10254

FORM I VOA - Equivalent

1A - Equivalent
VOLATILE ORGANICS ANALYSIS DATA SHEET

Lab Name: Analytical Managment Laboratories
Client ID: CESAS
Matrix: W
Sample g/ml: 25
% Solids: not dec. _____
Instrument ID Instru
Analytical Method: 8260B
Prep Method: EPA 5030
Analytical Batch: 1509

Sample ID: HAAF-B159-2-35
Project ID HAAF-MCA BARRACKS
Project Num 1665
Lab Sample ID: 166511
Date Collected: 12/6/02 Time: 13:30
Dilution Factor: 1
Date Analyzed: 12/9/02 Time: 21:15
Date Received: 12/7/02 11:15:00 AM

CAS NO.	COMPOUND	RESULT	Units	Q	MDL	MQL
630-20-6	1,1,1,2-Tetrachloroethane		µg/l	U	0.222	2
71-55-6	1,1,1-Trichloroethane		µg/l	U	0.18	2
79-34-5	1,1,2,2-Tetrachloroethane		µg/l	U	0.1	2
79-00-5	1,1,2-Trichloroethane		µg/l	U	0.143	2
75-34-3	1,1-Dichloroethane		µg/l	U	0.214	2
75-35-4	1,1-Dichloroethene		µg/l	U	0.183	2
563-58-6	1,1-Dichloropropene		µg/l	U	0.1	2
87-61-6	1,2,3-Trichlorobenzene		µg/l	U	0.142	2
96-18-4	1,2,3-Trichloropropane		µg/l	U	0.107	2
120-82-1	1,2,4-Trichlorobenzene		µg/l	U	0.108	2
95-63-6	1,2,4-Trimethylbenzene		µg/l	U	0.111	2
106-93-4	1,2-Dibromoethane		µg/l	U	0.117	2
95-50-1	1,2-Dichlorobenzene		µg/l	U	0.141	2
107-06-2	1,2-Dichloroethane		µg/l	U	0.182	2
78-87-5	1,2-Dichloropropane		µg/l	U	0.119	2
108-67-8	1,3,5-Trimethylbenzene		µg/l	U	0.113	2
541-73-1	1,3-Dichlorobenzene		µg/l	U	0.189	2
142-28-9	1,3-Dichloropropane		µg/l	U	0.107	2
106-46-7	1,4-Dichlorobenzene		µg/l	U	0.15	2
590-20-7	2,2-Dichloropropane		µg/l	U	0.108	2
78-93-3	2-Butanone		µg/l	U	0.481	2
95-49-8	2-Chlorotoluene		µg/l	U	0.106	2
591-78-6	2-Hexanone		µg/l	U	0.163	2
106-43-4	4-Chlorotoluene		µg/l	U	0.1	2
99-87-6	4-Isopropyltoluene		µg/l	U	0.1	2
108-10-1	4-Methyl-2-pentanone		µg/l	U	0.128	2
67-64-1	Acetone		µg/l	U	0.612	2
71-43-2	Benzene		µg/l	U	0.139	2
108-86-1	Bromobenzene		µg/l	U	0.156	2
74-97-5	Bromochloromethane		µg/l	U	0.165	2
75-27-4	Bromodichloromethane		µg/l	U	0.135	2
75-25-2	Bromoform		µg/l	U	0.163	2
74-83-9	Bromomethane		µg/l	U	0.201	2
75-15-0	Carbon disulfide		µg/l	U	0.183	2
56-23-5	Carbon tetrachloride		µg/l	U	0.137	2
108-90-7	Chlorobenzene		µg/l	U	0.156	2
75-00-3	Chloroethane		µg/l	U	0.207	2
67-66-3	Chloroform		µg/l	U	0.214	2

EPA Lab Code:KS00902

Kansas Certification:E-10254

FORM I VOA - Equivalent

1A - Equivalent
VOLATILE ORGANICS ANALYSIS DATA SHEET

Lab Name: Analytical Managment Laboratories
 Client ID: CESAS
 Matrix: W
 Sample g/ml: 25
 % Solids: not dec. _____
 Instrument ID Instru
 Analytical Method: 8260B
 Prep Method: EPA 5030
 Analytical Batch: 1509

Sample ID: HAAF-B159-2-35
 Project ID HAAF-MCA BARRACKS
 Project Num 1665
 Lab Sample ID: 166511
 Date Collected: 12/6/02 Time: 13:30
 Dilution Factor: 1
 Date Analyzed: 12/9/02 Time: 21:15
 Date Received: 12/7/02 11:15:00 AM

CAS NO.	COMPOUND	RESULT	Units	Q	MDL	SQL
74-87-3	Chloromethane		µg/l	U	0.173	2
156-59-2	cis-1,2-Dichloroethene		µg/l	U	0.151	2
10061-01-5	cis-1,3-Dichloropropene		µg/l	U	0.1	2
124-48-1	Dibromochloromethane		µg/l	U	0.133	2
74-95-3	Dibromomethane		µg/l	U	0.1	2
75-71-8	Dichlorodifluoromethane		µg/l	U	0.5	2
100-41-4	Ethylbenzene		µg/l	U	0.1	2
87-68-3	Hexachlorobutadiene		µg/l	U	0.192	2
98-82-8	Isopropylbenzene		µg/l	U	0.1	2
75-09-2	Methylene chloride		µg/l	U	0.398	2
1634-04-4	Methyl-tert-butyl-ether		µg/l	U	0.1	2
m+p xylene	m-Xylene and p-Xylene		µg/l	U	0.216	2
91-20-3	Naphthalene		µg/l	U	0.139	2
104-51-8	n-Butylbenzene		µg/l	U	0.14	2
103-65-1	n-Propylbenzene		µg/l	U	0.1	2
95-47-6	o-Xylene		µg/l	U	0.102	2
135-98-8	sec-Butylbenzene		µg/l	U	0.133	2
100-42-5	Styrene		µg/l	U	0.1	2
98-06-6	tert-Butylbenzene		µg/l	U	0.17	2
127-18-4	Tetrachloroethene		µg/l	U	0.115	2
108-88-3	Toluene		µg/l	U	0.105	2
156-60-5	trans-1,2-Dichloroethene		µg/l	U	0.152	2
10061-02-6	trans-1,3-Dichloropropene		µg/l	U	0.1	2
79-01-6	Trichloroethene		µg/l	U	0.151	2
75-69-4	Trichlorofluoromethane		µg/l	U	0.111	2
75-01-4	Vinyl chloride		µg/l	U	0.239	2

EPA Lab Code:KS00902
 Kansas Certification:E-10254

FORM I VOA - Equivalent

1A - Equivalent
VOLATILE ORGANICS ANALYSIS DATA SHEET

Lab Name: Analytical Managment Laboratories
 Client ID: CESAS
 Matrix: W
 Sample g/ml: 25
 % Solids: not dec. _____
 Instrument ID Instru
 Analytical Method: 8260B
 Prep Method: EPA 5030
 Analytical Batch: 1509

Sample ID: HAAF-B159-2-40
 Project ID HAAF-MCA BARRACKS
 Project Num 1665
 Lab Sample ID: 166512
 Date Collected: 12/6/02 Time: 14:10
 Dilution Factor: 1
 Date Analyzed: 12/9/02 Time: 21:47
 Date Received: 12/7/02 11:15:00 AM

CAS NO.	COMPOUND	RESULT	Units	Q	MDL	SQL
630-20-6	1,1,1,2-Tetrachloroethane		µg/l	U	0.222	2
71-55-6	1,1,1-Trichloroethane		µg/l	U	0.18	2
79-34-5	1,1,2,2-Tetrachloroethane		µg/l	U	0.1	2
79-00-5	1,1,2-Trichloroethane		µg/l	U	0.143	2
75-34-3	1,1-Dichloroethane		µg/l	U	0.214	2
75-35-4	1,1-Dichloroethene		µg/l	U	0.183	2
563-58-6	1,1-Dichloropropene		µg/l	U	0.1	2
87-61-6	1,2,3-Trichlorobenzene		µg/l	U	0.142	2
96-18-4	1,2,3-Trichloropropane		µg/l	U	0.107	2
120-82-1	1,2,4-Trichlorobenzene		µg/l	U	0.108	2
95-63-6	1,2,4-Trimethylbenzene		µg/l	U	0.111	2
106-93-4	1,2-Dibromoethane		µg/l	U	0.117	2
95-50-1	1,2-Dichlorobenzene		µg/l	U	0.141	2
107-06-2	1,2-Dichloroethane		µg/l	U	0.182	2
78-87-5	1,2-Dichloropropane		µg/l	U	0.119	2
108-67-8	1,3,5-Trimethylbenzene		µg/l	U	0.113	2
541-73-1	1,3-Dichlorobenzene		µg/l	U	0.189	2
142-28-9	1,3-Dichloropropane		µg/l	U	0.107	2
106-46-7	1,4-Dichlorobenzene		µg/l	U	0.15	2
590-20-7	2,2-Dichloropropane		µg/l	U	0.108	2
78-93-3	2-Butanone		µg/l	U	0.481	2
95-49-8	2-Chlorotoluene		µg/l	U	0.106	2
591-78-6	2-Hexanone		µg/l	U	0.163	2
106-43-4	4-Chlorotoluene		µg/l	U	0.1	2
99-87-6	4-Isopropyltoluene		µg/l	U	0.1	2
108-10-1	4-Methyl-2-pentanone		µg/l	U	0.128	2
67-64-1	Acetone		µg/l	U	0.612	2
71-43-2	Benzene		µg/l	U	0.139	2
108-86-1	Bromobenzene		µg/l	U	0.156	2
74-97-5	Bromochloromethane		µg/l	U	0.165	2
75-27-4	Bromodichloromethane		µg/l	U	0.135	2
75-25-2	Bromoform		µg/l	U	0.163	2
74-83-9	Bromomethane		µg/l	U	0.201	2
75-15-0	Carbon disulfide		µg/l	U	0.183	2
56-23-5	Carbon tetrachloride		µg/l	U	0.137	2
108-90-7	Chlorobenzene		µg/l	U	0.156	2
75-00-3	Chloroethane		µg/l	U	0.207	2
67-66-3	Chloroform		µg/l	U	0.214	2

EPA Lab Code:KS00902

Kansas Certification:E-10254

FORM 1 VOA - Equivalent

1A - Equivalent
VOLATILE ORGANICS ANALYSIS DATA SHEET

Lab Name: Analytical Managment Laboratories
 Client ID: CESAS
 Matrix: W
 Sample g/ml: 25
 % Solids: not dec. _____
 Instrument ID Instru
 Analytical Method: 8260B
 Prep Method: EPA 5030
 Analytical Batch: 1509

Sample ID: HAAF-B159-2-40
 Project ID HAAF-MCA BARRACKS
 Project Num 1665
 Lab Sample ID: 166512
 Date Collected: 12/6/02 Time: 14:10
 Dilution Factor: 1
 Date Analyzed: 12/9/02 Time: 21:47
 Date Received: 12/7/02 11:15:00 AM

CAS NO.	COMPOUND	RESULT	Units	Q	MDL	MQL
74-87-3	Chloromethane		µg/l	U	0.173	2
156-59-2	cis-1,2-Dichloroethene		µg/l	U	0.151	2
10061-01-5	cis-1,3-Dichloropropene		µg/l	U	0.1	2
124-48-1	Dibromochloromethane		µg/l	U	0.133	2
74-95-3	Dibromomethane		µg/l	U	0.1	2
75-71-8	Dichlorodifluoromethane		µg/l	U	0.5	2
100-41-4	Ethylbenzene		µg/l	U	0.1	2
87-68-3	Hexachlorobutadiene		µg/l	U	0.192	2
98-82-8	Isopropylbenzene		µg/l	U	0.1	2
75-09-2	Methylene chloride		µg/l	U	0.398	2
1634-04-4	Methyl-tert-butyl-ether		µg/l	U	0.1	2
m+p xylene	m-Xylene and p-Xylene		µg/l	U	0.216	2
91-20-3	Naphthalene		µg/l	U	0.139	2
104-51-8	n-Butylbenzene		µg/l	U	0.14	2
103-65-1	n-Propylbenzene		µg/l	U	0.1	2
95-47-6	o-Xylene		µg/l	U	0.102	2
135-98-8	sec-Butylbenzene		µg/l	U	0.133	2
100-42-5	Styrene		µg/l	U	0.1	2
98-06-6	tert-Butylbenzene		µg/l	U	0.17	2
127-18-4	Tetrachloroethene		µg/l	U	0.115	2
108-88-3	Toluene		µg/l	U	0.105	2
156-60-5	trans-1,2-Dichloroethene		µg/l	U	0.152	2
10061-02-6	trans-1,3-Dichloropropene		µg/l	U	0.1	2
79-01-6	Trichloroethene		µg/l	U	0.151	2
75-69-4	Trichlorofluoromethane		µg/l	U	0.111	2
75-01-4	Vinyl chloride		µg/l	U	0.239	2

EPA Lab Code:KS00902
 Kansas Certification:E-10254

FORM 1 VOA - Equivalent

1A - Equivalent
VOLATILE ORGANICS ANALYSIS DATA SHEET

Lab Name: Analytical Management Laboratories
 Client ID: CESAS
 Matrix: W
 Sample g/ml: 25
 % Solids: not dec. _____
 Instrument ID Instru
 Analytical Method: 8260B
 Prep Method: EPA 5030
 Analytical Batch: 1509

Sample ID: HAAF-B159-2-45
 Project ID HAAF-MCA BARRACKS
 Project Num 1665
 Lab Sample ID: 166513
 Date Collected: 12/6/02 Time: 14:40
 Dilution Factor: 1
 Date Analyzed: 12/9/02 Time: 22:19
 Date Received: 12/7/02 11:15:00 AM

CAS NO.	COMPOUND	RESULT	Units	Q	MDL	MQL
630-20-6	1,1,1,2-Tetrachloroethane		µg/l	U	0.222	2
71-55-6	1,1,1-Trichloroethane		µg/l	U	0.18	2
79-34-5	1,1,2,2-Tetrachloroethane		µg/l	U	0.1	2
79-00-5	1,1,2-Trichloroethane		µg/l	U	0.143	2
75-34-3	1,1-Dichloroethane		µg/l	U	0.214	2
75-35-4	1,1-Dichloroethene		µg/l	U	0.183	2
563-58-6	1,1-Dichloropropene		µg/l	U	0.1	2
87-61-6	1,2,3-Trichlorobenzene		µg/l	U	0.142	2
96-18-4	1,2,3-Trichloropropane		µg/l	U	0.107	2
120-82-1	1,2,4-Trichlorobenzene		µg/l	U	0.108	2
95-63-6	1,2,4-Trimethylbenzene		µg/l	U	0.111	2
106-93-4	1,2-Dibromoethane		µg/l	U	0.117	2
95-50-1	1,2-Dichlorobenzene		µg/l	U	0.141	2
107-06-2	1,2-Dichloroethane		µg/l	U	0.182	2
78-87-5	1,2-Dichloropropane		µg/l	U	0.119	2
108-67-8	1,3,5-Trimethylbenzene		µg/l	U	0.113	2
541-73-1	1,3-Dichlorobenzene		µg/l	U	0.189	2
142-28-9	1,3-Dichloropropane		µg/l	U	0.107	2
106-46-7	1,4-Dichlorobenzene		µg/l	U	0.15	2
590-20-7	2,2-Dichloropropane		µg/l	U	0.108	2
78-93-3	2-Butanone		µg/l	U	0.481	2
95-49-8	2-Chlorotoluene		µg/l	U	0.106	2
591-78-6	2-Hexanone		µg/l	U	0.163	2
106-43-4	4-Chlorotoluene		µg/l	U	0.1	2
99-87-6	4-Isopropyltoluene		µg/l	U	0.1	2
108-10-1	4-Methyl-2-pentanone		µg/l	U	0.128	2
67-64-1	Acetone		µg/l	U	0.612	2
71-43-2	Benzene		µg/l	U	0.139	2
108-86-1	Bromobenzene		µg/l	U	0.156	2
74-97-5	Bromochloromethane		µg/l	U	0.165	2
75-27-4	Bromodichloromethane		µg/l	U	0.135	2
75-25-2	Bromoform		µg/l	U	0.163	2
74-83-9	Bromomethane		µg/l	U	0.201	2
75-15-0	Carbon disulfide		µg/l	U	0.183	2
56-23-5	Carbon tetrachloride		µg/l	U	0.137	2
108-90-7	Chlorobenzene		µg/l	U	0.156	2
75-00-3	Chloroethane		µg/l	U	0.207	2
67-66-3	Chloroform		µg/l	U	0.214	2

EPA Lab Code:KS00902

Kansas Certification:E-10254

FORM I VOA - Equivalent

1A - Equivalent
VOLATILE ORGANICS ANALYSIS DATA SHEET

Lab Name: Analytical Managment Laboratories
 Client ID: CESAS
 Matrix: W
 Sample g/ml: 25
 % Solids: not dec. _____
 Instrument ID Instru
 Analytical Method: 8260B
 Prep Method: EPA 5030
 Analytical Batch: 1509

Sample ID: HAAF-B159-2-45
 Project ID HAAF-MCA BARRACKS
 Project Num 1665
 Lab Sample ID: 166513
 Date Collected: 12/6/02 Time: 14:40
 Dilution Factor: 1
 Date Analyzed: 12/9/02 Time: 22:19
 Date Received: 12/7/02 11:15:00 AM

CAS NO.	COMPOUND	RESULT	Units	Q	MDL	MQL
74-87-3	Chloromethane		µg/l	U	0.173	2
156-59-2	cis-1,2-Dichloroethene		µg/l	U	0.151	2
10061-01-5	cis-1,3-Dichloropropene		µg/l	U	0.1	2
124-48-1	Dibromochloromethane		µg/l	U	0.133	2
74-95-3	Dibromomethane		µg/l	U	0.1	2
75-71-8	Dichlorodifluoromethane		µg/l	U	0.5	2
100-41-4	Ethylbenzene		µg/l	U	0.1	2
87-68-3	Hexachlorobutadiene		µg/l	U	0.192	2
98-82-8	Isopropylbenzene		µg/l	U	0.1	2
75-09-2	Methylene chloride		µg/l	U	0.398	2
1634-04-4	Methyl-tert-butyl-ether		µg/l	U	0.1	2
m+p xylene	m-Xylene and p-Xylene		µg/l	U	0.216	2
91-20-3	Naphthalene		µg/l	U	0.139	2
104-51-8	n-Butylbenzene		µg/l	U	0.14	2
103-65-1	n-Propylbenzene		µg/l	U	0.1	2
95-47-6	o-Xylene		µg/l	U	0.102	2
135-98-8	sec-Butylbenzene		µg/l	U	0.133	2
100-42-5	Styrene		µg/l	U	0.1	2
98-06-6	tert-Butylbenzene		µg/l	U	0.17	2
127-18-4	Tetrachloroethene		µg/l	U	0.115	2
108-88-3	Toluene		µg/l	U	0.105	2
156-60-5	trans-1,2-Dichloroethene		µg/l	U	0.152	2
10061-02-6	trans-1,3-Dichloropropene		µg/l	U	0.1	2
79-01-6	Trichloroethene		µg/l	U	0.151	2
75-69-4	Trichlorofluoromethane		µg/l	U	0.111	2
75-01-4	Vinyl chloride		µg/l	U	0.239	2

EPA Lab Code:KS00902
 Kansas Certification:E-10254

FORM I VOA - Equivalent

1A - Equivalent
VOLATILE ORGANICS ANALYSIS DATA SHEET

Lab Name: Analytical Managment Laboratories
Client ID: CESAS
Matrix: W
Sample g/ml: 25
% Solids: not dec. _____
Instrument ID Instru
Analytical Method: 8260B
Prep Method: EPA 5030
Analytical Batch: 1502

Sample ID: HAAF-B159-3-10
Project ID HAAF-MCA BARRACKS
Project Num 1652
Lab Sample ID: 165223
Date Collected: 12/4/02 Time: 16:15
Dilution Factor: 1
Date Analyzed: 12/6/02 Time: 7:51
Date Received: 12/5/02 9:40:00 AM

CAS NO.	COMPOUND	RESULT	Units	Q	MDL	ML
630-20-6	1,1,1,2-Tetrachloroethane		µg/l	U	0.222	2
71-55-6	1,1,1-Trichloroethane		µg/l	U	0.18	2
79-34-5	1,1,2,2-Tetrachloroethane		µg/l	U	0.1	2
79-00-5	1,1,2-Trichloroethane		µg/l	U	0.143	2
75-34-3	1,1-Dichloroethane		µg/l	U	0.214	2
75-35-4	1,1-Dichloroethene		µg/l	U	0.183	2
563-58-6	1,1-Dichloropropene		µg/l	U	0.1	2
87-61-6	1,2,3-Trichlorobenzene		µg/l	U	0.142	2
96-18-4	1,2,3-Trichloropropane		µg/l	U	0.107	2
120-82-1	1,2,4-Trichlorobenzene		µg/l	U	0.108	2
95-63-6	1,2,4-Trimethylbenzene		µg/l	U	0.111	2
106-93-4	1,2-Dibromoethane		µg/l	U	0.117	2
95-50-1	1,2-Dichlorobenzene		µg/l	U	0.141	2
107-06-2	1,2-Dichloroethane		µg/l	U	0.182	2
78-87-5	1,2-Dichloropropane		µg/l	U	0.119	2
108-67-8	1,3,5-Trimethylbenzene		µg/l	U	0.113	2
541-73-1	1,3-Dichlorobenzene		µg/l	U	0.189	2
142-28-9	1,3-Dichloropropane		µg/l	U	0.107	2
106-46-7	1,4-Dichlorobenzene		µg/l	U	0.15	2
590-20-7	2,2-Dichloropropane		µg/l	U	0.108	2
78-93-3	2-Butanone		µg/l	U	0.481	2
95-49-8	2-Chlorotoluene		µg/l	U	0.106	2
591-78-6	2-Hexanone		µg/l	U	0.163	2
106-43-4	4-Chlorotoluene		µg/l	U	0.1	2
99-87-6	4-Isopropyltoluene		µg/l	U	0.1	2
108-10-1	4-Methyl-2-pentanone		µg/l	U	0.128	2
67-64-1	Acetone		µg/l	U	0.612	2
71-43-2	Benzene		µg/l	U	0.139	2
108-86-1	Bromobenzene		µg/l	U	0.156	2
74-97-5	Bromochloromethane		µg/l	U	0.165	2
75-27-4	Bromodichloromethane		µg/l	U	0.135	2
75-25-2	Bromoform		µg/l	U	0.163	2
74-83-9	Bromomethane		µg/l	U	0.201	2
75-15-0	Carbon disulfide		µg/l	U	0.183	2
56-23-5	Carbon tetrachloride		µg/l	U	0.137	2
108-90-7	Chlorobenzene		µg/l	U	0.156	2
75-00-3	Chloroethane		µg/l	U	0.207	2
67-66-3	Chloroform		µg/l	U	0.214	2

EPA Lab Code:KS00902

Kansas Certification:E-10254

FORM I VOA - Equivalent

1A - Equivalent
VOLATILE ORGANICS ANALYSIS DATA SHEET

Lab Name: Analytical Managment Laboratories
 Client ID: CESAS
 Matrix: W
 Sample g/ml: 25
 % Solids: not dec. _____
 Instrument ID Instru
 Analytical Method: 8260B
 Prep Method: EPA 5030
 Analytical Batch: 1502

Sample ID: HAAF-B159-3-10
 Project ID HAAF-MCA BARRACKS
 Project Num 1652
 Lab Sample ID: 165223
 Date Collected: 12/4/02 Time: 16:15
 Dilution Factor: 1
 Date Analyzed: 12/6/02 Time: 7:51
 Date Received: 12/5/02 9:40:00 AM

CAS NO.	COMPOUND	RESULT	Units	Q	MDL	MQL
74-87-3	Chloromethane	10.5	µg/l	U	0.173	2
156-59-2	cis-1,2-Dichloroethene		µg/l	U	0.151	2
10061-01-5	cis-1,3-Dichloropropene		µg/l	U	0.1	2
124-48-1	Dibromochloromethane		µg/l	U	0.133	2
74-95-3	Dibromomethane		µg/l	U	0.1	2
75-71-8	Dichlorodifluoromethane		µg/l		0.5	2
100-41-4	Ethylbenzene		µg/l	U	0.1	2
87-68-3	Hexachlorobutadiene		µg/l	U	0.192	2
98-82-8	Isopropylbenzene		µg/l	U	0.1	2
75-09-2	Methylene chloride		µg/l	U	0.398	2
1634-04-4	Methyl-tert-butyl-ether		µg/l	U	0.1	2
m+p xylene	m-Xylene and p-Xylene		µg/l	U	0.216	2
91-20-3	Naphthalene		µg/l	U	0.139	2
104-51-8	n-Butylbenzene		µg/l	U	0.14	2
103-65-1	n-Propylbenzene		µg/l	U	0.1	2
95-47-6	o-Xylene		µg/l	U	0.102	2
135-98-8	sec-Butylbenzene		µg/l	U	0.133	2
100-42-5	Styrene		µg/l	U	0.1	2
98-06-6	tert-Butylbenzene		µg/l	U	0.17	2
127-18-4	Tetrachloroethene		µg/l	U	0.115	2
108-88-3	Toluene		µg/l	U	0.105	2
156-60-5	trans-1,2-Dichloroethene		µg/l	U	0.152	2
10061-02-6	trans-1,3-Dichloropropene		µg/l	U	0.1	2
79-01-6	Trichloroethene		µg/l	U	0.151	2
75-69-4	Trichlorofluoromethane		µg/l	U	0.111	2
108-05-4	Vinyl acetate		µg/l	U	2	4
75-01-4	Vinyl chloride		µg/l	U	0.239	2

EPA Lab Code:KS00902
 Kansas Certification:E-10254

FORM I VOA - Equivalent

1A - Equivalent
VOLATILE ORGANICS ANALYSIS DATA SHEET

Lab Name: Analytical Managment Laboratories
Client ID: CESAS
Matrix: W
Sample g/ml: 25
% Solids: not dec. _____
Instrument ID Instru
Analytical Method: 8260B
Prep Method: EPA 5030
Analytical Batch: 1502

Sample ID: HAAF-B159-3-15
Project ID: HAAF-MCA BARRACKS
Project Num: 1652
Lab Sample ID: 165224
Date Collected: 12/4/02 Time: 16:20
Dilution Factor: 1
Date Analyzed: 12/6/02 Time: 8:24
Date Received: 12/5/02 9:40:00 AM

CAS NO.	COMPOUND	RESULT	Units	Q	MDL	MQL
630-20-6	1,1,1,2-Tetrachloroethane		µg/l	U	0.222	2
71-55-6	1,1,1-Trichloroethane		µg/l	U	0.18	2
79-34-5	1,1,2,2-Tetrachloroethane		µg/l	U	0.1	2
79-00-5	1,1,2-Trichloroethane		µg/l	U	0.143	2
75-34-3	1,1-Dichloroethane		µg/l	U	0.214	2
75-35-4	1,1-Dichloroethene		µg/l	U	0.183	2
563-58-6	1,1-Dichloropropene		µg/l	U	0.1	2
87-61-6	1,2,3-Trichlorobenzene		µg/l	U	0.142	2
96-18-4	1,2,3-Trichloropropane		µg/l	U	0.107	2
120-82-1	1,2,4-Trichlorobenzene		µg/l	U	0.108	2
95-63-6	1,2,4-Trimethylbenzene		µg/l	U	0.111	2
106-93-4	1,2-Dibromoethane		µg/l	U	0.117	2
95-50-1	1,2-Dichlorobenzene		µg/l	U	0.141	2
107-06-2	1,2-Dichloroethane		µg/l	U	0.182	2
78-87-5	1,2-Dichloropropane		µg/l	U	0.119	2
108-67-8	1,3,5-Trimethylbenzene		µg/l	U	0.113	2
541-73-1	1,3-Dichlorobenzene		µg/l	U	0.189	2
142-28-9	1,3-Dichloropropane		µg/l	U	0.107	2
106-46-7	1,4-Dichlorobenzene		µg/l	U	0.15	2
590-20-7	2,2-Dichloropropane		µg/l	U	0.108	2
78-93-3	2-Butanone		µg/l	U	0.481	2
95-49-8	2-Chlorotoluene		µg/l	U	0.106	2
591-78-6	2-Hexanone		µg/l	U	0.163	2
106-43-4	4-Chlorotoluene		µg/l	U	0.1	2
99-87-6	4-Isopropyltoluene		µg/l	U	0.1	2
108-10-1	4-Methyl-2-pentanone		µg/l	U	0.128	2
67-64-1	Acetone		µg/l	U	0.612	2
71-43-2	Benzene		µg/l	U	0.139	2
108-86-1	Bromobenzene		µg/l	U	0.156	2
74-97-5	Bromochloromethane		µg/l	U	0.165	2
75-27-4	Bromodichloromethane		µg/l	U	0.135	2
75-25-2	Bromoform		µg/l	U	0.163	2
74-83-9	Bromomethane		µg/l	U	0.201	2
75-15-0	Carbon disulfide		µg/l	U	0.183	2
56-23-5	Carbon tetrachloride		µg/l	U	0.137	2
108-90-7	Chlorobenzene		µg/l	U	0.156	2
75-00-3	Chloroethane		µg/l	U	0.207	2
67-66-3	Chloroform		µg/l	U	0.214	2

EPA Lab Code:KS00902

Kansas Certification:E-10254

FORM I VOA - Equivalent

1A - Equivalent
VOLATILE ORGANICS ANALYSIS DATA SHEET

Lab Name: Analytical Managment Laboratories
Client ID: CESAS
Matrix: W
Sample g/ml: 25
% Solids: not dec. _____
Instrument ID Instru
Analytical Method: 8260B
Prep Method: EPA 5030
Analytical Batch: 1502

Sample ID: HAAF-B159-3-15
Project ID HAAF-MCA BARRACKS
Project Num 1652
Lab Sample ID: 165224
Date Collected: 12/4/02 Time: 16:20
Dilution Factor: 1
Date Analyzed: 12/6/02 Time: 8:24
Date Received: 12/5/02 9:40:00 AM

CAS NO.	COMPOUND	RESULT	Units	Q	MDL	MQL
74-87-3	Chloromethane		µg/l	U	0.173	2
156-59-2	cis-1,2-Dichloroethene		µg/l	U	0.151	2
10061-01-5	cis-1,3-Dichloropropene		µg/l	U	0.1	2
124-48-1	Dibromochloromethane		µg/l	U	0.133	2
74-95-3	Dibromomethane		µg/l	U	0.1	2
75-71-8	Dichlorodifluoromethane	5.32	µg/l		0.5	2
100-41-4	Ethylbenzene		µg/l	U	0.1	2
87-68-3	Hexachlorobutadiene		µg/l	U	0.192	2
98-82-8	Isopropylbenzene		µg/l	U	0.1	2
75-09-2	Methylene chloride		µg/l	U	0.398	2
1634-04-4	Methyl-tert-butyl-ether		µg/l	U	0.1	2
m+p xylene	m-Xylene and p-Xylene		µg/l	U	0.216	2
91-20-3	Naphthalene		µg/l	U	0.139	2
104-51-8	n-Butylbenzene		µg/l	U	0.14	2
103-65-1	n-Propylbenzene		µg/l	U	0.1	2
95-47-6	o-Xylene		µg/l	U	0.102	2
135-98-8	sec-Butylbenzene		µg/l	U	0.133	2
100-42-5	Styrene		µg/l	U	0.1	2
98-06-6	tert-Butylbenzene		µg/l	U	0.17	2
127-18-4	Tetrachloroethene		µg/l	U	0.115	2
108-88-3	Toluene		µg/l	U	0.105	2
156-60-5	trans-1,2-Dichloroethene		µg/l	U	0.152	2
10061-02-6	trans-1,3-Dichloropropene		µg/l	U	0.1	2
79-01-6	Trichloroethene		µg/l	U	0.151	2
75-69-4	Trichlorofluoromethane		µg/l	U	0.111	2
108-05-4	Vinyl acetate		µg/l	U	2	4
75-01-4	Vinyl chloride		µg/l	U	0.239	2

EPA Lab Code:KS00902
Kansas Certification:E-10254

FORM I VOA - Equivalent

1A - Equivalent
VOLATILE ORGANICS ANALYSIS DATA SHEET

Lab Name: Analytical Managment Laboratories
 Client ID: CESAS
 Matrix: W
 Sample g/ml: 25
 % Solids: not dec. _____
 Instrument ID Instru
 Analytical Method: 8260B
 Prep Method: EPA 5030
 Analytical Batch: 1502

Sample ID: HAAF-B159-3-20
 Project ID HAAF-MCA BARRACKS
 Project Num 1652
 Lab Sample ID: 165225
 Date Collected: 12/4/02 Time: 16:30
 Dilution Factor: 1
 Date Analyzed: 12/6/02 Time: 8:57
 Date Received: 12/5/02 9:40:00 AM

CAS NO.	COMPOUND	RESULT	Units	Q	MDL	MQL
630-20-6	1,1,1,2-Tetrachloroethane		µg/l	U	0.222	2
71-55-6	1,1,1-Trichloroethane		µg/l	U	0.18	2
79-34-5	1,1,2,2-Tetrachloroethane		µg/l	U	0.1	2
79-00-5	1,1,2-Trichloroethane		µg/l	U	0.143	2
75-34-3	1,1-Dichloroethane		µg/l	U	0.214	2
75-35-4	1,1-Dichloroethene		µg/l	U	0.183	2
563-58-6	1,1-Dichloropropene		µg/l	U	0.1	2
87-61-6	1,2,3-Trichlorobenzene		µg/l	U	0.142	2
96-18-4	1,2,3-Trichloropropane		µg/l	U	0.107	2
120-82-1	1,2,4-Trichlorobenzene		µg/l	U	0.108	2
95-63-6	1,2,4-Trimethylbenzene		µg/l	U	0.111	2
106-93-4	1,2-Dibromoethane		µg/l	U	0.117	2
95-50-1	1,2-Dichlorobenzene		µg/l	U	0.141	2
107-06-2	1,2-Dichloroethane		µg/l	U	0.182	2
78-87-5	1,2-Dichloropropane		µg/l	U	0.119	2
108-67-8	1,3,5-Trimethylbenzene		µg/l	U	0.113	2
541-73-1	1,3-Dichlorobenzene		µg/l	U	0.189	2
142-28-9	1,3-Dichloropropane		µg/l	U	0.107	2
106-46-7	1,4-Dichlorobenzene		µg/l	U	0.15	2
590-20-7	2,2-Dichloropropane		µg/l	U	0.108	2
78-93-3	2-Butanone		µg/l	U	0.481	2
95-49-8	2-Chlorotoluene		µg/l	U	0.106	2
591-78-6	2-Hexanone		µg/l	U	0.163	2
106-43-4	4-Chlorotoluene		µg/l	U	0.1	2
99-87-6	4-Isopropyltoluene		µg/l	U	0.1	2
108-10-1	4-Methyl-2-pentanone		µg/l	U	0.128	2
67-64-1	Acetone		µg/l	U	0.612	2
71-43-2	Benzene		µg/l	U	0.139	2
108-86-1	Bromobenzene		µg/l	U	0.156	2
74-97-5	Bromochloromethane		µg/l	U	0.165	2
75-27-4	Bromodichloromethane		µg/l	U	0.135	2
75-25-2	Bromoform		µg/l	U	0.163	2
74-83-9	Bromomethane		µg/l	U	0.201	2
75-15-0	Carbon disulfide		µg/l	U	0.183	2
56-23-5	Carbon tetrachloride		µg/l	U	0.137	2
108-90-7	Chlorobenzene		µg/l	U	0.156	2
75-00-3	Chloroethane		µg/l	U	0.207	2
67-66-3	Chloroform		µg/l	U	0.214	2

EPA Lab Code:KS00902

Kansas Certification:E-10254

FORM I VOA - Equivalent

1A - Equivalent
VOLATILE ORGANICS ANALYSIS DATA SHEET

Lab Name: Analytical Managment Laboratories
 Client ID: CESAS
 Matrix: W
 Sample g/ml: 25
 % Solids: not dec. _____
 Instrument ID Instru
 Analytical Method: 8260B
 Prep Method: EPA 5030
 Analytical Batch: 1502

Sample ID: HAAF-B159-3-20
 Project ID HAAF-MCA BARRACKS
 Project Num 1652
 Lab Sample ID: 165225
 Date Collected: 12/4/02 Time: 16:30
 Dilution Factor: 1
 Date Analyzed: 12/6/02 Time: 8:57
 Date Received: 12/5/02 9:40:00 AM

CAS NO.	COMPOUND	RESULT	Units	Q	MDL	MQL
74-87-3	Chloromethane		µg/l	U	0.173	2
156-59-2	cis-1,2-Dichloroethene		µg/l	U	0.151	2
10061-01-5	cis-1,3-Dichloropropene		µg/l	U	0.1	2
124-48-1	Dibromochloromethane		µg/l	U	0.133	2
74-95-3	Dibromomethane		µg/l	U	0.1	2
75-71-8	Dichlorodifluoromethane		µg/l	U	0.5	2
100-41-4	Ethylbenzene		µg/l	U	0.1	2
87-68-3	Hexachlorobutadiene		µg/l	U	0.192	2
98-82-8	Isopropylbenzene		µg/l	U	0.1	2
75-09-2	Methylene chloride		µg/l	U	0.398	2
1634-04-4	Methyl-tert-butyl-ether		µg/l	U	0.1	2
m+p xylene	m-Xylene and p-Xylene		µg/l	U	0.216	2
91-20-3	Naphthalene		µg/l	U	0.139	2
104-51-8	n-Butylbenzene		µg/l	U	0.14	2
103-65-1	n-Propylbenzene		µg/l	U	0.1	2
95-47-6	o-Xylene		µg/l	U	0.102	2
135-98-8	sec-Butylbenzene		µg/l	U	0.133	2
100-42-5	Styrene		µg/l	U	0.1	2
98-06-6	tert-Butylbenzene		µg/l	U	0.17	2
127-18-4	Tetrachloroethene		µg/l	U	0.115	2
108-88-3	Toluene		µg/l	U	0.105	2
156-60-5	trans-1,2-Dichloroethene		µg/l	U	0.152	2
10061-02-6	trans-1,3-Dichloropropene		µg/l	U	0.1	2
79-01-6	Trichloroethene		µg/l	U	0.151	2
75-69-4	Trichlorofluoromethane		µg/l	U	0.111	2
108-05-4	Vinyl acetate		µg/l	U	2	4
75-01-4	Vinyl chloride		µg/l	U	0.239	2

EPA Lab Code:KS00902
 Kansas Certification:E-10254

FORM I VOA - Equivalent

1A - Equivalent
VOLATILE ORGANICS ANALYSIS DATA SHEET

Lab Name: Analytical Managment Laboratories
Client ID: CESAS
Matrix: W
Sample g/ml: 25
% Solids: not dec. _____
Instrument ID Instru
Analytical Method: 8260B
Prep Method: EPA 5030
Analytical Batch: 1502

Sample ID: HAAF-B159-3-25
Project ID HAAF-MCA BARRACKS
Project Num 1652
Lab Sample ID: 165226
Date Collected: 12/4/02 Time: 16:40
Dilution Factor: 5
Date Analyzed: 12/6/02 Time: 9:29
Date Received: 12/5/02 9:40:00 AM

CAS NO.	COMPOUND	RESULT	Units	Q	MDL	MQL
630-20-6	1,1,1,2-Tetrachloroethane		µg/l	U	1.11	10
71-55-6	1,1,1-Trichloroethane		µg/l	U	0.9	10
79-34-5	1,1,2,2-Tetrachloroethane		µg/l	U	0.5	10
79-00-5	1,1,2-Trichloroethane		µg/l	U	0.715	10
75-34-3	1,1-Dichloroethane		µg/l	U	1.07	10
75-35-4	1,1-Dichloroethene		µg/l	U	0.915	10
563-58-6	1,1-Dichloropropene		µg/l	U	0.5	10
87-61-6	1,2,3-Trichlorobenzene		µg/l	U	0.71	10
96-18-4	1,2,3-Trichloropropane		µg/l	U	0.535	10
120-82-1	1,2,4-Trichlorobenzene		µg/l	U	0.54	10
95-63-6	1,2,4-Trimethylbenzene		µg/l	U	0.555	10
106-93-4	1,2-Dibromoethane		µg/l	U	0.585	10
95-50-1	1,2-Dichlorobenzene		µg/l	U	0.705	10
107-06-2	1,2-Dichloroethane		µg/l	U	0.91	10
78-87-5	1,2-Dichloropropane		µg/l	U	0.595	10
108-67-8	1,3,5-Trimethylbenzene		µg/l	U	0.565	10
541-73-1	1,3-Dichlorobenzene		µg/l	U	0.945	10
142-28-9	1,3-Dichloropropane		µg/l	U	0.535	10
106-46-7	1,4-Dichlorobenzene		µg/l	U	0.75	10
590-20-7	2,2-Dichloropropane		µg/l	U	0.54	10
78-93-3	2-Butanone		µg/l	U	2.41	10
95-49-8	2-Chlorotoluene		µg/l	U	0.53	10
591-78-6	2-Hexanone		µg/l	U	0.815	10
106-43-4	4-Chlorotoluene		µg/l	U	0.5	10
99-87-6	4-Isopropyltoluene		µg/l	U	0.5	10
108-10-1	4-Methyl-2-pentanone		µg/l	U	0.64	10
67-64-1	Acetone		µg/l	U	3.06	10
71-43-2	Benzene		µg/l	U	0.695	10
108-86-1	Bromobenzene		µg/l	U	0.78	10
74-97-5	Bromochloromethane		µg/l	U	0.825	10
75-27-4	Bromodichloromethane		µg/l	U	0.675	10
75-25-2	Bromoform		µg/l	U	0.815	10
74-83-9	Bromomethane		µg/l	U	1.01	10
75-15-0	Carbon disulfide		µg/l	U	0.915	10
56-23-5	Carbon tetrachloride		µg/l	U	0.685	10
108-90-7	Chlorobenzene		µg/l	U	0.78	10
75-00-3	Chloroethane		µg/l	U	1.03	10
67-66-3	Chloroform		µg/l	U	1.07	10

EPA Lab Code:KS00902

Kansas Certification:E-10254

FORM I VOA - Equivalent

1A - Equivalent
VOLATILE ORGANICS ANALYSIS DATA SHEET

Lab Name: Analytical Managment Laboratories
 Client ID: CESAS
 Matrix: W
 Sample g/ml: 25
 % Solids: not dec. _____
 Instrument ID Instru
 Analytical Method: 8260B
 Prep Method: EPA 5030
 Analytical Batch: 1502

Sample ID: HAAF-B159-3-25
 Project ID HAAF-MCA BARRACKS
 Project Num 1652
 Lab Sample ID: 165226
 Date Collected: 12/4/02 Time: 16:40
 Dilution Factor: 5
 Date Analyzed: 12/6/02 Time: 9:29
 Date Received: 12/5/02 9:40:00 AM

CAS NO.	COMPOUND	RESULT	Units	Q	MDL	MQL
74-87-3	Chloromethane		µg/l	U	0.865	10
156-59-2	cis-1,2-Dichloroethene		µg/l	U	0.755	10
10061-01-5	cis-1,3-Dichloropropene		µg/l	U	0.5	10
124-48-1	Dibromochloromethane		µg/l	U	0.665	10
74-95-3	Dibromomethane		µg/l	U	0.5	10
75-71-8	Dichlorodifluoromethane		µg/l	U	2.5	10
100-41-4	Ethylbenzene		µg/l	U	0.5	10
87-68-3	Hexachlorobutadiene		µg/l	U	0.96	10
98-82-8	Isopropylbenzene		µg/l	U	0.5	10
75-09-2	Methylene chloride		µg/l	U	1.99	10
1634-04-4	Methyl-tert-butyl-ether		µg/l	U	0.5	10
m+p xylene	m-Xylene and p-Xylene		µg/l	U	1.08	10
91-20-3	Naphthalene		µg/l	U	0.695	10
104-51-8	n-Butylbenzene		µg/l	U	0.7	10
103-65-1	n-Propylbenzene		µg/l	U	0.5	10
95-47-6	o-Xylene		µg/l	U	0.51	10
135-98-8	sec-Butylbenzene		µg/l	U	0.665	10
100-42-5	Styrene		µg/l	U	0.5	10
98-06-6	tert-Butylbenzene		µg/l	U	0.85	10
127-18-4	Tetrachloroethene		µg/l	U	0.575	10
108-88-3	Toluene		µg/l	U	0.525	10
156-60-5	trans-1,2-Dichloroethene		µg/l	U	0.76	10
10061-02-6	trans-1,3-Dichloropropene		µg/l	U	0.5	10
79-01-6	Trichloroethene		µg/l	U	0.755	10
75-69-4	Trichlorofluoromethane		µg/l	U	0.555	10
108-05-4	Vinyl acetate		µg/l	U	10	20
75-01-4	Vinyl chloride		µg/l	U	1.2	10

EPA Lab Code:KS00902

Kansas Certification:E-10254

FORM 1 VOA - Equivalent

1A - Equivalent
VOLATILE ORGANICS ANALYSIS DATA SHEET

Lab Name: Analytical Managment Laboratories
 Client ID: CESAS
 Matrix: W
 Sample g/ml: 25
 % Solids: not dec. _____
 Instrument ID Instru
 Analytical Method: 8260B
 Prep Method: EPA 5030
 Analytical Batch: 1502

Sample ID: HAAF-B159-3-30
 Project ID HAAF-MCA BARRACKS
 Project Num 1652
 Lab Sample ID: 165227
 Date Collected: 12/4/02 Time: 16:50
 Dilution Factor: 5
 Date Analyzed: 12/6/02 Time: 10:01
 Date Received: 12/5/02 9:40:00 AM

CAS NO.	COMPOUND	RESULT	Units	Q	MDL	MQL
630-20-6	1,1,1,2-Tetrachloroethane		µg/l	U	1.11	10
71-55-6	1,1,1-Trichloroethane		µg/l	U	0.9	10
79-34-5	1,1,2,2-Tetrachloroethane		µg/l	U	0.5	10
79-00-5	1,1,2-Trichloroethane		µg/l	U	0.715	10
75-34-3	1,1-Dichloroethane		µg/l	U	1.07	10
75-35-4	1,1-Dichloroethene		µg/l	U	0.915	10
563-58-6	1,1-Dichloropropene		µg/l	U	0.5	10
87-61-6	1,2,3-Trichlorobenzene		µg/l	U	0.71	10
96-18-4	1,2,3-Trichloropropane		µg/l	U	0.535	10
120-82-1	1,2,4-Trichlorobenzene		µg/l	U	0.54	10
95-63-6	1,2,4-Trimethylbenzene		µg/l	U	0.555	10
106-93-4	1,2-Dibromoethane		µg/l	U	0.585	10
95-50-1	1,2-Dichlorobenzene		µg/l	U	0.705	10
107-06-2	1,2-Dichloroethane		µg/l	U	0.91	10
78-87-5	1,2-Dichloropropane		µg/l	U	0.595	10
108-67-8	1,3,5-Trimethylbenzene		µg/l	U	0.565	10
541-73-1	1,3-Dichlorobenzene		µg/l	U	0.945	10
142-28-9	1,3-Dichloropropane		µg/l	U	0.535	10
106-46-7	1,4-Dichlorobenzene		µg/l	U	0.75	10
590-20-7	2,2-Dichloropropane		µg/l	U	0.54	10
78-93-3	2-Butanone		µg/l	U	2.41	10
95-49-8	2-Chlorotoluene		µg/l	U	0.53	10
591-78-6	2-Hexanone		µg/l	U	0.815	10
106-43-4	4-Chlorotoluene		µg/l	U	0.5	10
99-87-6	4-Isopropyltoluene		µg/l	U	0.5	10
108-10-1	4-Methyl-2-pentanone		µg/l	U	0.64	10
67-64-1	Acetone		µg/l	U	3.06	10
71-43-2	Benzene		µg/l	U	0.695	10
108-86-1	Bromobenzene		µg/l	U	0.78	10
74-97-5	Bromochloromethane		µg/l	U	0.825	10
75-27-4	Bromodichloromethane		µg/l	U	0.675	10
75-25-2	Bromoform		µg/l	U	0.815	10
74-83-9	Bromomethane		µg/l	U	1.01	10
75-15-0	Carbon disulfide		µg/l	U	0.915	10
56-23-5	Carbon tetrachloride		µg/l	U	0.685	10
108-90-7	Chlorobenzene		µg/l	U	0.78	10
75-00-3	Chloroethane		µg/l	U	1.03	10
67-66-3	Chloroform		µg/l	U	1.07	10

EPA Lab Code:KS00902

Kansas Certification:E•10254

FORM I VOA - Equivalent

0074

1A - Equivalent
VOLATILE ORGANICS ANALYSIS DATA SHEET

Lab Name: Analytical Managment Laboratories
 Client ID: CESAS
 Matrix: W
 Sample g/ml: 25
 % Solids: not dec. _____
 Instrument ID Instru
 Analytical Method: 8260B
 Prep Method: EPA 5030
 Analytical Batch: 1502

Sample ID: HAAF-B159-3-30
 Project ID HAAF-MCA BARRACKS
 Project Num 1652
 Lab Sample ID: 165227
 Date Collected: 12/4/02 Time: 16:50
 Dilution Factor: 5
 Date Analyzed: 12/6/02 Time: 10:01
 Date Received: 12/5/02 9:40:00 AM

CAS NO.	COMPOUND	RESULT	Units	Q	MDL	MQL
74-87-3	Chloromethane		µg/l	U	0.865	10
156-59-2	cis-1,2-Dichloroethene		µg/l	U	0.755	10
10061-01-5	cis-1,3-Dichloropropene		µg/l	U	0.5	10
124-48-1	Dibromochloromethane		µg/l	U	0.665	10
74-95-3	Dibromomethane		µg/l	U	0.5	10
75-71-8	Dichlorodifluoromethane		µg/l	U	2.5	10
100-41-4	Ethylbenzene		µg/l	U	0.5	10
87-68-3	Hexachlorobutadiene		µg/l	U	0.96	10
98-82-8	Isopropylbenzene		µg/l	U	0.5	10
75-09-2	Methylene chloride		µg/l	U	1.99	10
1634-04-4	Methyl-tert-butyl-ether		µg/l	U	0.5	10
m+p xylene	m-Xylene and p-Xylene		µg/l	U	1.08	10
91-20-3	Naphthalene		µg/l	U	0.695	10
104-51-8	n-Butylbenzene		µg/l	U	0.7	10
103-65-1	n-Propylbenzene		µg/l	U	0.5	10
95-47-6	o-Xylene		µg/l	U	0.51	10
135-98-8	sec-Butylbenzene		µg/l	U	0.665	10
100-42-5	Styrene		µg/l	U	0.5	10
98-06-6	tert-Butylbenzene		µg/l	U	0.85	10
127-18-4	Tetrachloroethene		µg/l	U	0.575	10
108-88-3	Toluene		µg/l	U	0.525	10
156-60-5	trans-1,2-Dichloroethene		µg/l	U	0.76	10
10061-02-6	trans-1,3-Dichloropropene		µg/l	U	0.5	10
79-01-6	Trichloroethene		µg/l	U	0.755	10
75-69-4	Trichlorofluoromethane		µg/l	U	0.555	10
108-05-4	Vinyl acetate		µg/l	U	10	20
75-01-4	Vinyl chloride		µg/l	U	1.2	10

EPA Lab Code:KS00902
 Kansas Certification:E-10254

FORM 1 VOA - Equivalent

1A - Equivalent
VOLATILE ORGANICS ANALYSIS DATA SHEET

Lab Name: Analytical Managment Laboratories
 Client ID: CESAS
 Matrix: W
 Sample g/ml: 25
 % Solids: not dec. _____
 Instrument ID Instru
 Analytical Method: 8260B
 Prep Method: EPA 5030
 Analytical Batch: 1509

Sample ID: HAAF-B159-3-35
 Project ID HAAF-MCA BARRACKS
 Project Num 1665
 Lab Sample ID: 166501
 Date Collected: 12/6/02 Time: 8:35
 Dilution Factor: 5
 Date Analyzed: 12/9/02 Time: 15:53
 Date Received: 12/7/02 11:15:00 AM

CAS NO.	COMPOUND	RESULT	Units	Q	MDL	MQL
630-20-6	1,1,1,2-Tetrachloroethane		µg/l	U	1.11	10
71-55-6	1,1,1-Trichloroethane		µg/l	U	0.9	10
79-34-5	1,1,2,2-Tetrachloroethane		µg/l	U	0.5	10
79-00-5	1,1,2-Trichloroethane		µg/l	U	0.715	10
75-34-3	1,1-Dichloroethane		µg/l	U	1.07	10
75-35-4	1,1-Dichloroethene		µg/l	U	0.915	10
563-58-6	1,1-Dichloropropene		µg/l	U	0.5	10
87-61-6	1,2,3-Trichlorobenzene		µg/l	U	0.71	10
96-18-4	1,2,3-Trichloropropane		µg/l	U	0.535	10
120-82-1	1,2,4-Trichlorobenzene		µg/l	U	0.54	10
95-63-6	1,2,4-Trimethylbenzene		µg/l	U	0.555	10
106-93-4	1,2-Dibromoethane		µg/l	U	0.585	10
95-50-1	1,2-Dichlorobenzene		µg/l	U	0.705	10
107-06-2	1,2-Dichloroethane		µg/l	U	0.91	10
78-87-5	1,2-Dichloropropane		µg/l	U	0.595	10
108-67-8	1,3,5-Trimethylbenzene		µg/l	U	0.565	10
541-73-1	1,3-Dichlorobenzene		µg/l	U	0.945	10
142-28-9	1,3-Dichloropropane		µg/l	U	0.535	10
106-46-7	1,4-Dichlorobenzene		µg/l	U	0.75	10
590-20-7	2,2-Dichloropropane		µg/l	U	0.54	10
78-93-3	2-Butanone		µg/l	U	2.41	10
95-49-8	2-Chlorotoluene		µg/l	U	0.53	10
591-78-6	2-Hexanone		µg/l	U	0.815	10
106-43-4	4-Chlorotoluene		µg/l	U	0.5	10
99-87-6	4-Isopropyltoluene		µg/l	U	0.5	10
108-10-1	4-Methyl-2-pentanone		µg/l	U	0.64	10
67-64-1	Acetone		µg/l	U	3.06	10
71-43-2	Benzene		µg/l	U	0.695	10
108-86-1	Bromobenzene		µg/l	U	0.78	10
74-97-5	Bromochloromethane		µg/l	U	0.825	10
75-27-4	Bromodichloromethane		µg/l	U	0.675	10
75-25-2	Bromoform		µg/l	U	0.815	10
74-83-9	Bromomethane		µg/l	U	1.01	10
75-15-0	Carbon disulfide		µg/l	U	0.915	10
56-23-5	Carbon tetrachloride		µg/l	U	0.685	10
108-90-7	Chlorobenzene		µg/l	U	0.78	10
75-00-3	Chloroethane		µg/l	U	1.03	10
67-66-3	Chloroform		µg/l	U	1.07	10

EPA Lab Code:KS00902

Kansas Certification:E-10254

FORM I VOA - Equivalent

1A - Equivalent
VOLATILE ORGANICS ANALYSIS DATA SHEET

Lab Name: Analytical Managment Laboratories
 Client ID: CESAS
 Matrix: W
 Sample g/ml: 25
 % Solids: not dec. _____
 Instrument ID Instru
 Analytical Method: 8260B
 Prep Method: EPA 5030
 Analytical Batch: 1509

Sample ID: HAAF-B159-3-35
 Project ID HAAF-MCA BARRACKS
 Project Num 1665
 Lab Sample ID: 166501
 Date Collected: 12/6/02 Time: 8:35
 Dilution Factor: 5
 Date Analyzed: 12/9/02 Time: 15:53
 Date Received: 12/7/02 11:15:00 AM

CAS NO.	COMPOUND	RESULT	Units	Q	MDL	SQL
74-87-3	Chloromethane		µg/l	U	0.865	10
156-59-2	cis-1,2-Dichloroethene		µg/l	U	0.755	10
10061-01-5	cis-1,3-Dichloropropene		µg/l	U	0.5	10
124-48-1	Dibromochloromethane		µg/l	U	0.665	10
74-95-3	Dibromomethane		µg/l	U	0.5	10
75-71-8	Dichlorodifluoromethane		µg/l	U	2.5	10
100-41-4	Ethylbenzene		µg/l	U	0.5	10
87-68-3	Hexachlorobutadiene		µg/l	U	0.96	10
98-82-8	Isopropylbenzene		µg/l	U	0.5	10
75-09-2	Methylene chloride		µg/l	U	1.99	10
1634-04-4	Methyl-tert-butyl-ether		µg/l	U	0.5	10
m+p xylene	m-Xylene and p-Xylene		µg/l	U	1.08	10
91-20-3	Naphthalene		µg/l	U	0.695	10
104-51-8	n-Butylbenzene		µg/l	U	0.7	10
103-65-1	n-Propylbenzene		µg/l	U	0.5	10
95-47-6	o-Xylene		µg/l	U	0.51	10
135-98-8	sec-Butylbenzene		µg/l	U	0.665	10
100-42-5	Styrene		µg/l	U	0.5	10
98-06-6	tert-Butylbenzene		µg/l	U	0.85	10
127-18-4	Tetrachloroethene		µg/l	U	0.575	10
108-88-3	Toluene		µg/l	U	0.525	10
156-60-5	trans-1,2-Dichloroethene		µg/l	U	0.76	10
10061-02-6	trans-1,3-Dichloropropene		µg/l	U	0.5	10
79-01-6	Trichloroethene		µg/l	U	0.755	10
75-69-4	Trichlorofluoromethane		µg/l	U	0.555	10
75-01-4	Vinyl chloride		µg/l	U	1.2	10

EPA Lab Code:KS00902
 Kansas Certification:E-10254

FORM I VOA - Equivalent

1A - Equivalent
VOLATILE ORGANICS ANALYSIS DATA SHEET

Lab Name: Analytical Management Laboratories
 Client ID: CESAS
 Matrix: W
 Sample g/ml: 25
 % Solids: not dec. _____
 Instrument ID Instru
 Analytical Method: 8260B
 Prep Method: EPA 5030
 Analytical Batch: 1509

Sample ID: HAAF-B159-3-40
 Project ID HAAF-MCA BARRACKS
 Project Num 1665
 Lab Sample ID: 166502
 Date Collected: 12/6/02 Time: 9:05
 Dilution Factor: 5
 Date Analyzed: 12/9/02 Time: 16:25
 Date Received: 12/7/02 11:15:00 AM

CAS NO.	COMPOUND	RESULT	Units	Q	MDL	MQL
630-20-6	1,1,1,2-Tetrachloroethane		µg/l	U	1.11	10
71-55-6	1,1,1-Trichloroethane		µg/l	U	0.9	10
79-34-5	1,1,2,2-Tetrachloroethane		µg/l	U	0.5	10
79-00-5	1,1,2-Trichloroethane		µg/l	U	0.715	10
75-34-3	1,1-Dichloroethane		µg/l	U	1.07	10
75-35-4	1,1-Dichloroethene		µg/l	U	0.915	10
563-58-6	1,1-Dichloropropene		µg/l	U	0.5	10
87-61-6	1,2,3-Trichlorobenzene		µg/l	U	0.71	10
96-18-4	1,2,3-Trichloropropane		µg/l	U	0.535	10
120-82-1	1,2,4-Trichlorobenzene		µg/l	U	0.54	10
95-63-6	1,2,4-Trimethylbenzene		µg/l	U	0.555	10
106-93-4	1,2-Dibromoethane		µg/l	U	0.585	10
95-50-1	1,2-Dichlorobenzene		µg/l	U	0.705	10
107-06-2	1,2-Dichloroethane		µg/l	U	0.91	10
78-87-5	1,2-Dichloropropane		µg/l	U	0.595	10
108-67-8	1,3,5-Trimethylbenzene		µg/l	U	0.565	10
541-73-1	1,3-Dichlorobenzene		µg/l	U	0.945	10
142-28-9	1,3-Dichloropropane		µg/l	U	0.535	10
106-46-7	1,4-Dichlorobenzene		µg/l	U	0.75	10
590-20-7	2,2-Dichloropropane		µg/l	U	0.54	10
78-93-3	2-Butanone		µg/l	U	2.41	10
95-49-8	2-Chlorotoluene		µg/l	U	0.53	10
591-78-6	2-Hexanone		µg/l	U	0.815	10
106-43-4	4-Chlorotoluene		µg/l	U	0.5	10
99-87-6	4-Isopropyltoluene		µg/l	U	0.5	10
108-10-1	4-Methyl-2-pentanone		µg/l	U	0.64	10
67-64-1	Acetone		µg/l	U	3.06	10
71-43-2	Benzene		µg/l	U	0.695	10
108-86-1	Bromobenzene		µg/l	U	0.78	10
74-97-5	Bromochloromethane		µg/l	U	0.825	10
75-27-4	Bromodichloromethane		µg/l	U	0.675	10
75-25-2	Bromoform		µg/l	U	0.815	10
74-83-9	Bromomethane		µg/l	U	1.01	10
75-15-0	Carbon disulfide		µg/l	U	0.915	10
56-23-5	Carbon tetrachloride		µg/l	U	0.685	10
108-90-7	Chlorobenzene		µg/l	U	0.78	10
75-00-3	Chloroethane		µg/l	U	1.03	10
67-66-3	Chloroform		µg/l	U	1.07	10

EPA Lab Code:KS00902

Kansas Certification:E-10254

FORM I VOA - Equivalent

1A - Equivalent
VOLATILE ORGANICS ANALYSIS DATA SHEET

Lab Name: Analytical Managment Laboratories
 Client ID: CESAS
 Matrix: W
 Sample g/ml: 25
 % Solids: not dec. _____
 Instrument ID Instru
 Analytical Method: 8260B
 Prep Method: EPA 5030
 Analytical Batch: 1509

Sample ID: HAAF-B159-3-40
 Project ID HAAF-MCA BARRACKS
 Project Num 1665
 Lab Sample ID: 166502
 Date Collected: 12/6/02 Time: 9:05
 Dilution Factor: 5
 Date Analyzed: 12/9/02 Time: 16:25
 Date Received: 12/7/02 11:15:00 AM

CAS NO.	COMPOUND	RESULT	Units	Q	MDL	MQL
74-87-3	Chloromethane		µg/l	U	0.865	10
156-59-2	cis-1,2-Dichloroethene		µg/l	U	0.755	10
10061-01-5	cis-1,3-Dichloropropene		µg/l	U	0.5	10
124-48-1	Dibromochloromethane		µg/l	U	0.665	10
74-95-3	Dibromomethane		µg/l	U	0.5	10
75-71-8	Dichlorodifluoromethane		µg/l	U	2.5	10
100-41-4	Ethylbenzene		µg/l	U	0.5	10
87-68-3	Hexachlorobutadiene		µg/l	U	0.96	10
98-82-8	Isopropylbenzene		µg/l	U	0.5	10
75-09-2	Methylene chloride		µg/l	U	1.99	10
1634-04-4	Methyl-tert-butyl-ether		µg/l	U	0.5	10
m+p xylene	m-Xylene and p-Xylene		µg/l	U	1.08	10
91-20-3	Naphthalene		µg/l	U	0.695	10
104-51-8	n-Butylbenzene		µg/l	U	0.7	10
103-65-1	n-Propylbenzene		µg/l	U	0.5	10
95-47-6	o-Xylene		µg/l	U	0.51	10
135-98-8	sec-Butylbenzene		µg/l	U	0.665	10
100-42-5	Styrene		µg/l	U	0.5	10
98-06-6	tert-Butylbenzene		µg/l	U	0.85	10
127-18-4	Tetrachloroethene		µg/l	U	0.575	10
108-88-3	Toluene		µg/l	U	0.525	10
156-60-5	trans-1,2-Dichloroethene		µg/l	U	0.76	10
10061-02-6	trans-1,3-Dichloropropene		µg/l	U	0.5	10
79-01-6	Trichloroethene		µg/l	U	0.755	10
75-69-4	Trichlorofluoromethane		µg/l	U	0.555	10
75-01-4	Vinyl chloride		µg/l	U	1.2	10

EPA Lab Code:KS00902
 Kansas Certification:E-10254

FORM I VOA - Equivalent

1A - Equivalent
VOLATILE ORGANICS ANALYSIS DATA SHEET

Lab Name: Analytical Managment Laboratories
Client ID: CESAS
Matrix: W
Sample g/ml: 25
% Solids: not dec. _____
Instrument ID Instru
Analytical Method: 8260B
Prep Method: EPA 5030
Analytical Batch: 1509

Sample ID: HAAF-B159-3-45
Project ID HAAF-MCA BARRACKS
Project Num 1665
Lab Sample ID: 166503
Date Collected: 12/6/02 Time: 9:25
Dilution Factor: 5
Date Analyzed: 12/9/02 Time: 16:57
Date Received: 12/7/02 11:15:00 AM

CAS NO.	COMPOUND	RESULT	Units	Q	MDL	MQL
630-20-6	1,1,1,2-Tetrachloroethane		µg/l	U	1.11	10
71-55-6	1,1,1-Trichloroethane		µg/l	U	0.9	10
79-34-5	1,1,2,2-Tetrachloroethane		µg/l	U	0.5	10
79-00-5	1,1,2-Trichloroethane		µg/l	U	0.715	10
75-34-3	1,1-Dichloroethane		µg/l	U	1.07	10
75-35-4	1,1-Dichloroethene		µg/l	U	0.915	10
563-58-6	1,1-Dichloropropene		µg/l	U	0.5	10
87-61-6	1,2,3-Trichlorobenzene		µg/l	U	0.71	10
96-18-4	1,2,3-Trichloropropane		µg/l	U	0.535	10
120-82-1	1,2,4-Trichlorobenzene		µg/l	U	0.54	10
95-63-6	1,2,4-Trimethylbenzene		µg/l	U	0.555	10
106-93-4	1,2-Dibromoethane		µg/l	U	0.585	10
95-50-1	1,2-Dichlorobenzene		µg/l	U	0.705	10
107-06-2	1,2-Dichloroethane		µg/l	U	0.91	10
78-87-5	1,2-Dichloropropane		µg/l	U	0.595	10
108-67-8	1,3,5-Trimethylbenzene		µg/l	U	0.565	10
541-73-1	1,3-Dichlorobenzene		µg/l	U	0.945	10
142-28-9	1,3-Dichloropropane		µg/l	U	0.535	10
106-46-7	1,4-Dichlorobenzene		µg/l	U	0.75	10
590-20-7	2,2-Dichloropropane		µg/l	U	0.54	10
78-93-3	2-Butanone		µg/l	U	2.41	10
95-49-8	2-Chlorotoluene		µg/l	U	0.53	10
591-78-6	2-Hexanone		µg/l	U	0.815	10
106-43-4	4-Chlorotoluene		µg/l	U	0.5	10
99-87-6	4-Isopropyltoluene		µg/l	U	0.5	10
108-10-1	4-Methyl-2-pentanone		µg/l	U	0.64	10
67-64-1	Acetone		µg/l	U	3.06	10
71-43-2	Benzene		µg/l	U	0.695	10
108-86-1	Bromobenzene		µg/l	U	0.78	10
74-97-5	Bromochloromethane		µg/l	U	0.825	10
75-27-4	Bromodichloromethane		µg/l	U	0.675	10
75-25-2	Bromoform		µg/l	U	0.815	10
74-83-9	Bromomethane		µg/l	U	1.01	10
75-15-0	Carbon disulfide		µg/l	U	0.915	10
56-23-5	Carbon tetrachloride		µg/l	U	0.685	10
108-90-7	Chlorobenzene		µg/l	U	0.78	10
75-00-3	Chloroethane		µg/l	U	1.03	10
67-66-3	Chloroform		µg/l	U	1.07	10

EPA Lab Code:KS00902

Kansas Certification:E-10254

FORM 1 VOA - Equivalent

1A - Equivalent
VOLATILE ORGANICS ANALYSIS DATA SHEET

Lab Name: Analytical Managment Laboratories
 Client ID: CESAS
 Matrix: W
 Sample g/ml: 25
 % Solids: not dec. _____
 Instrument ID Instru
 Analytical Method: 8260B
 Prep Method: EPA 5030
 Analytical Batch: 1509

Sample ID: HAAF-B159-3-45
 Project ID HAAF-MCA BARRACKS
 Project Num 1665
 Lab Sample ID: 166503
 Date Collected: 12/6/02 Time: 9:25
 Dilution Factor: 5
 Date Analyzed: 12/9/02 Time: 16:57
 Date Received: 12/7/02 11:15:00 AM

CAS NO.	COMPOUND	RESULT	Units	Q	MDL	MQL
74-87-3	Chloromethane		µg/l	U	0.865	10
156-59-2	cis-1,2-Dichloroethene		µg/l	U	0.755	10
10061-01-5	cis-1,3-Dichloropropene		µg/l	U	0.5	10
124-48-1	Dibromochloromethane		µg/l	U	0.665	10
74-95-3	Dibromomethane		µg/l	U	0.5	10
75-71-8	Dichlorodifluoromethane		µg/l	U	2.5	10
100-41-4	Ethylbenzene		µg/l	U	0.5	10
87-68-3	Hexachlorobutadiene		µg/l	U	0.96	10
98-82-8	Isopropylbenzene		µg/l	U	0.5	10
75-09-2	Methylene chloride		µg/l	U	1.99	10
1634-04-4	Methyl-tert-butyl-ether		µg/l	U	0.5	10
m+p xylene	m-Xylene and p-Xylene		µg/l	U	1.08	10
91-20-3	Naphthalene		µg/l	U	0.695	10
104-51-8	n-Butylbenzene		µg/l	U	0.7	10
103-65-1	n-Propylbenzene		µg/l	U	0.5	10
95-47-6	o-Xylene		µg/l	U	0.51	10
135-98-8	sec-Butylbenzene		µg/l	U	0.665	10
100-42-5	Styrene		µg/l	U	0.5	10
98-06-6	tert-Butylbenzene		µg/l	U	0.85	10
127-18-4	Tetrachloroethene		µg/l	U	0.575	10
108-88-3	Toluene		µg/l	U	0.525	10
156-60-5	trans-1,2-Dichloroethene		µg/l	U	0.76	10
10061-02-6	trans-1,3-Dichloropropene		µg/l	U	0.5	10
79-01-6	Trichloroethene		µg/l	U	0.755	10
75-69-4	Trichlorofluoromethane		µg/l	U	0.555	10
75-01-4	Vinyl chloride		µg/l	U	1.2	10

EPA Lab Code:KS00902
 Kansas Certification:E-10254

FORM I VOA - Equivalent

1A - Equivalent
VOLATILE ORGANICS ANALYSIS DATA SHEET

Lab Name: Analytical Managment Laboratories
 Client ID: CESAS
 Matrix: W
 Sample g/ml: 25
 % Solids: not dec. _____
 Instrument ID Instru
 Analytical Method: 8260B
 Prep Method: EPA 5030
 Analytical Batch: 1501

Sample ID: HAAF-B159-4-10
 Project ID HAAF-MCA BARRACKS
 Project Num 1652
 Lab Sample ID: 165214
 Date Collected: 12/4/02 Time: 13:25
 Dilution Factor: 1
 Date Analyzed: 12/5/02 Time: 23:41
 Date Received: 12/5/02 9:40:00 AM

CAS NO.	COMPOUND	RESULT	Units	Q	MDL	MQL
630-20-6	1,1,1,2-Tetrachloroethane		µg/l	U	0.222	2
71-55-6	1,1,1-Trichloroethane		µg/l	U	0.18	2
79-34-5	1,1,2,2-Tetrachloroethane		µg/l	U	0.1	2
79-00-5	1,1,2-Trichloroethane		µg/l	U	0.143	2
75-34-3	1,1-Dichloroethane		µg/l	U	0.214	2
75-35-4	1,1-Dichloroethene		µg/l	U	0.183	2
563-58-6	1,1-Dichloropropene		µg/l	U	0.1	2
87-61-6	1,2,3-Trichlorobenzene		µg/l	U	0.142	2
96-18-4	1,2,3-Trichloropropane		µg/l	U	0.107	2
120-82-1	1,2,4-Trichlorobenzene		µg/l	U	0.108	2
95-63-6	1,2,4-Trimethylbenzene		µg/l	U	0.111	2
106-93-4	1,2-Dibromoethane		µg/l	U	0.117	2
95-50-1	1,2-Dichlorobenzene		µg/l	U	0.141	2
107-06-2	1,2-Dichloroethane		µg/l	U	0.182	2
78-87-5	1,2-Dichloropropane		µg/l	U	0.119	2
108-67-8	1,3,5-Trimethylbenzene		µg/l	U	0.113	2
541-73-1	1,3-Dichlorobenzene		µg/l	U	0.189	2
142-28-9	1,3-Dichloropropane		µg/l	U	0.107	2
106-46-7	1,4-Dichlorobenzene		µg/l	U	0.15	2
590-20-7	2,2-Dichloropropane		µg/l	U	0.108	2
78-93-3	2-Butanone		µg/l	U	0.481	2
95-49-8	2-Chlorotoluene		µg/l	U	0.106	2
591-78-6	2-Hexanone		µg/l	U	0.163	2
106-43-4	4-Chlorotoluene		µg/l	U	0.1	2
99-87-6	4-Isopropyltoluene		µg/l	U	0.1	2
108-10-1	4-Methyl-2-pentanone		µg/l	U	0.128	2
67-64-1	Acetone		µg/l	U	0.612	2
71-43-2	Benzene		µg/l	U	0.139	2
108-86-1	Bromobenzene		µg/l	U	0.156	2
74-97-5	Bromochloromethane		µg/l	U	0.165	2
75-27-4	Bromodichloromethane		µg/l	U	0.135	2
75-25-2	Bromoform		µg/l	U	0.163	2
74-83-9	Bromomethane		µg/l	U	0.201	2
75-15-0	Carbon disulfide		µg/l	U	0.183	2
56-23-5	Carbon tetrachloride		µg/l	U	0.137	2
108-90-7	Chlorobenzene		µg/l	U	0.156	2
75-00-3	Chloroethane		µg/l	U	0.207	2
67-66-3	Chloroform		µg/l	U	0.214	2

EPA Lab Code:KS00902

Kansas Certification:E-10254

FORM I VOA - Equivalent

1A - Equivalent
VOLATILE ORGANICS ANALYSIS DATA SHEET

Lab Name: Analytical Managment Laboratories
 Client ID: CESAS
 Matrix: W
 Sample g/ml: 25
 % Solids: not dec. _____
 Instrument ID Instru
 Analytical Method: 8260B
 Prep Method: EPA 5030
 Analytical Batch: 1501

Sample ID: HAAF-B159-4-10
 Project ID HAAF-MCA BARRACKS
 Project Num 1652
 Lab Sample ID: 165214
 Date Collected: 12/4/02 Time: 13:25
 Dilution Factor: 1
 Date Analyzed: 12/5/02 Time: 23:41
 Date Received: 12/5/02 9:40:00 AM

CAS NO.	COMPOUND	RESULT	Units	Q	MDL	MQL
74-87-3	Chloromethane		µg/l	U	0.173	2
156-59-2	cis-1,2-Dichloroethene		µg/l	U	0.151	2
10061-01-5	cis-1,3-Dichloropropene		µg/l	U	0.1	2
124-48-1	Dibromochloromethane		µg/l	U	0.133	2
74-95-3	Dibromomethane		µg/l	U	0.1	2
75-71-8	Dichlorodifluoromethane		µg/l	U	0.5	2
100-41-4	Ethylbenzene		µg/l	U	0.1	2
87-68-3	Hexachlorobutadiene		µg/l	U	0.192	2
98-82-8	Isopropylbenzene		µg/l	U	0.1	2
75-09-2	Methylene chloride		µg/l	U	0.398	2
1634-04-4	Methyl-tert-butyl-ether		µg/l	U	0.1	2
m+p xylene	m-Xylene and p-Xylene		µg/l	U	0.216	2
91-20-3	Naphthalene		µg/l	U	0.139	2
104-51-8	n-Butylbenzene		µg/l	U	0.14	2
103-65-1	n-Propylbenzene		µg/l	U	0.1	2
95-47-6	o-Xylene		µg/l	U	0.102	2
135-98-8	sec-Butylbenzene		µg/l	U	0.133	2
100-42-5	Styrene		µg/l	U	0.1	2
98-06-6	tert-Butylbenzene		µg/l	U	0.17	2
127-18-4	Tetrachloroethene		µg/l	U	0.115	2
108-88-3	Toluene		µg/l	U	0.105	2
156-60-5	trans-1,2-Dichloroethene		µg/l	U	0.152	2
10061-02-6	trans-1,3-Dichloropropene		µg/l	U	0.1	2
79-01-6	Trichloroethene		µg/l	U	0.151	2
75-69-4	Trichlorofluoromethane		µg/l	U	0.111	2
108-05-4	Vinyl acetate		µg/l	U	2	4
75-01-4	Vinyl chloride		µg/l	U	0.239	2

EPA Lab Code:KS00902
 Kansas Certification:E-10254

FORM I VOA - Equivalent

1A - Equivalent
VOLATILE ORGANICS ANALYSIS DATA SHEET

Lab Name: Analytical Managment Laboratories
 Client ID: CESAS
 Matrix: W
 Sample g/ml: 25
 % Solids: not dec. _____
 Instrument ID Instru
 Analytical Method: 8260B
 Prep Method: EPA 5030
 Analytical Batch: 1501

Sample ID: HAAF-B159-4-15
 Project ID HAAF-MCA BARRACKS
 Project Num 1652
 Lab Sample ID: 165215
 Date Collected: 12/4/02 Time: 13:35
 Dilution Factor: 1
 Date Analyzed: 12/6/02 Time: 0:14
 Date Received: 12/5/02 9:40:00 AM

CAS NO.	COMPOUND	RESULT	Units	Q	MDL	MQL
630-20-6	1,1,1,2-Tetrachloroethane		µg/l	U	0.222	2
71-55-6	1,1,1-Trichloroethane		µg/l	U	0.18	2
79-34-5	1,1,2,2-Tetrachloroethane		µg/l	U	0.1	2
79-00-5	1,1,2-Trichloroethane		µg/l	U	0.143	2
75-34-3	1,1-Dichloroethane		µg/l	U	0.214	2
75-35-4	1,1-Dichloroethene		µg/l	U	0.183	2
563-58-6	1,1-Dichloropropene		µg/l	U	0.1	2
87-61-6	1,2,3-Trichlorobenzene		µg/l	U	0.142	2
96-18-4	1,2,3-Trichloropropane		µg/l	U	0.107	2
120-82-1	1,2,4-Trichlorobenzene		µg/l	U	0.108	2
95-63-6	1,2,4-Trimethylbenzene		µg/l	U	0.111	2
106-93-4	1,2-Dibromoethane		µg/l	U	0.117	2
95-50-1	1,2-Dichlorobenzene		µg/l	U	0.141	2
107-06-2	1,2-Dichloroethane		µg/l	U	0.182	2
78-87-5	1,2-Dichloropropane		µg/l	U	0.119	2
108-67-8	1,3,5-Trimethylbenzene		µg/l	U	0.113	2
541-73-1	1,3-Dichlorobenzene		µg/l	U	0.189	2
142-28-9	1,3-Dichloropropane		µg/l	U	0.107	2
106-46-7	1,4-Dichlorobenzene		µg/l	U	0.15	2
590-20-7	2,2-Dichloropropane		µg/l	U	0.108	2
78-93-3	2-Butanone		µg/l	U	0.481	2
95-49-8	2-Chlorotoluene		µg/l	U	0.106	2
591-78-6	2-Hexanone		µg/l	U	0.163	2
106-43-4	4-Chlorotoluene		µg/l	U	0.1	2
99-87-6	4-Isopropyltoluene		µg/l	U	0.1	2
108-10-1	4-Methyl-2-pentanone		µg/l	U	0.128	2
67-64-1	Acetone		µg/l	U	0.612	2
71-43-2	Benzene		µg/l	U	0.139	2
108-86-1	Bromobenzene		µg/l	U	0.156	2
74-97-5	Bromochloromethane		µg/l	U	0.165	2
75-27-4	Bromodichloromethane		µg/l	U	0.135	2
75-25-2	Bromoform		µg/l	U	0.163	2
74-83-9	Bromomethane		µg/l	U	0.201	2
75-15-0	Carbon disulfide		µg/l	U	0.183	2
56-23-5	Carbon tetrachloride		µg/l	U	0.137	2
108-90-7	Chlorobenzene		µg/l	U	0.156	2
75-00-3	Chloroethane		µg/l	U	0.207	2
67-66-3	Chloroform		µg/l	U	0.214	2

EPA Lab Code:KS00902

Kansas Certification:E-10254

FORM I VOA - Equivalent

1A - Equivalent
VOLATILE ORGANICS ANALYSIS DATA SHEET

Lab Name: Analytical Managment Laboratories
 Client ID: CESAS
 Matrix: W
 Sample g/ml: 25
 % Solids: not dec. _____
 Instrument ID Instru
 Analytical Method: 8260B
 Prep Method: EPA 5030
 Analytical Batch: 1501

Sample ID: HAAF-B159-4-15
 Project ID HAAF-MCA BARRACKS
 Project Num 1652
 Lab Sample ID: 165215
 Date Collected: 12/4/02 Time: 13:35
 Dilution Factor: 1
 Date Analyzed: 12/6/02 Time: 0:14
 Date Received: 12/5/02 9:40:00 AM

CAS NO.	COMPOUND	RESULT	Units	Q	MDL	MQL
74-87-3	Chloromethane		µg/l	U	0.173	2
156-59-2	cis-1,2-Dichloroethene		µg/l	U	0.151	2
10061-01-5	cis-1,3-Dichloropropene		µg/l	U	0.1	2
124-48-1	Dibromochloromethane		µg/l	U	0.133	2
74-95-3	Dibromomethane		µg/l	U	0.1	2
75-71-8	Dichlorodifluoromethane		µg/l	U	0.5	2
100-41-4	Ethylbenzene		µg/l	U	0.1	2
87-68-3	Hexachlorobutadiene		µg/l	U	0.192	2
98-82-8	Isopropylbenzene		µg/l	U	0.1	2
75-09-2	Methylene chloride		µg/l	U	0.398	2
1634-04-4	Methyl-tert-butyl-ether		µg/l	U	0.1	2
m+p xylene	m-Xylene and p-Xylene		µg/l	U	0.216	2
91-20-3	Naphthalene		µg/l	U	0.139	2
104-51-8	n-Butylbenzene		µg/l	U	0.14	2
103-65-1	n-Propylbenzene		µg/l	U	0.1	2
95-47-6	o-Xylene		µg/l	U	0.102	2
135-98-8	sec-Butylbenzene		µg/l	U	0.133	2
100-42-5	Styrene		µg/l	U	0.1	2
98-06-6	tert-Butylbenzene		µg/l	U	0.17	2
127-18-4	Tetrachloroethene		µg/l	U	0.115	2
108-88-3	Toluene		µg/l	U	0.105	2
156-60-5	trans-1,2-Dichloroethene		µg/l	U	0.152	2
10061-02-6	trans-1,3-Dichloropropene		µg/l	U	0.1	2
79-01-6	Trichloroethene		µg/l	U	0.151	2
75-69-4	Trichlorofluoromethane		µg/l	U	0.111	2
108-05-4	Vinyl acetate		µg/l	U	2	4
75-01-4	Vinyl chloride		µg/l	U	0.239	2

EPA Lab Code:KS00902
 Kansas Certification:E-10254

FORM I VOA - Equivalent

1A - Equivalent
VOLATILE ORGANICS ANALYSIS DATA SHEET

Lab Name: Analytical Managment Laboratories
Client ID: CESAS
Matrix: W
Sample g/ml: 25
% Solids: not dec. _____
Instrument ID Instru
Analytical Method: 8260B
Prep Method: EPA 5030
Analytical Batch: 1501

Sample ID: HAAF-B159-4-20
Project ID HAAF-MCA BARRACKS
Project Num 1652
Lab Sample ID: 165216
Date Collected: 12/4/02 Time: 13:45
Dilution Factor: 1
Date Analyzed: 12/6/02 Time: 0:47
Date Received: 12/5/02 9:40:00 AM

CAS NO.	COMPOUND	RESULT	Units	Q	MDL	MQL
630-20-6	1,1,1,2-Tetrachloroethane		µg/l	U	0.222	2
71-55-6	1,1,1-Trichloroethane		µg/l	U	0.18	2
79-34-5	1,1,2,2-Tetrachloroethane		µg/l	U	0.1	2
79-00-5	1,1,2-Trichloroethane		µg/l	U	0.143	2
75-34-3	1,1-Dichloroethane		µg/l	U	0.214	2
75-35-4	1,1-Dichloroethene		µg/l	U	0.183	2
563-58-6	1,1-Dichloropropene		µg/l	U	0.1	2
87-61-6	1,2,3-Trichlorobenzene		µg/l	U	0.142	2
96-18-4	1,2,3-Trichloropropane		µg/l	U	0.107	2
120-82-1	1,2,4-Trichlorobenzene		µg/l	U	0.108	2
95-63-6	1,2,4-Trimethylbenzene		µg/l	U	0.111	2
106-93-4	1,2-Dibromoethane		µg/l	U	0.117	2
95-50-1	1,2-Dichlorobenzene		µg/l	U	0.141	2
107-06-2	1,2-Dichloroethane		µg/l	U	0.182	2
78-87-5	1,2-Dichloropropane		µg/l	U	0.119	2
108-67-8	1,3,5-Trimethylbenzene		µg/l	U	0.113	2
541-73-1	1,3-Dichlorobenzene		µg/l	U	0.189	2
142-28-9	1,3-Dichloropropane		µg/l	U	0.107	2
106-46-7	1,4-Dichlorobenzene		µg/l	U	0.15	2
590-20-7	2,2-Dichloropropane		µg/l	U	0.108	2
78-93-3	2-Butanone		µg/l	U	0.481	2
95-49-8	2-Chlorotoluene		µg/l	U	0.106	2
591-78-6	2-Hexanone		µg/l	U	0.163	2
106-43-4	4-Chlorotoluene		µg/l	U	0.1	2
99-87-6	4-Isopropyltoluene		µg/l	U	0.1	2
108-10-1	4-Methyl-2-pentanone		µg/l	U	0.128	2
67-64-1	Acetone		µg/l	U	0.612	2
71-43-2	Benzene		µg/l	U	0.139	2
108-86-1	Bromobenzene		µg/l	U	0.156	2
74-97-5	Bromochloromethane		µg/l	U	0.165	2
75-27-4	Bromodichloromethane		µg/l	U	0.135	2
75-25-2	Bromoform		µg/l	U	0.163	2
74-83-9	Bromomethane		µg/l	U	0.201	2
75-15-0	Carbon disulfide		µg/l	U	0.183	2
56-23-5	Carbon tetrachloride		µg/l	U	0.137	2
108-90-7	Chlorobenzene		µg/l	U	0.156	2
75-00-3	Chloroethane		µg/l	U	0.207	2
67-66-3	Chloroform		µg/l	U	0.214	2

EPA Lab Code:KS00902

Kansas Certification:E-10254

FORM I VOA - Equivalent

1A - Equivalent
VOLATILE ORGANICS ANALYSIS DATA SHEET

Lab Name: Analytical Managment Laboratories
 Client ID: CESAS
 Matrix: W
 Sample g/ml: 25
 % Solids: not dec. _____
 Instrument ID Instru
 Analytical Method: 8260B
 Prep Method: EPA 5030
 Analytical Batch: 1501

Sample ID: HAAF-B159-4-20
 Project ID HAAF-MCA BARRACKS
 Project Num 1652
 Lab Sample ID: 165216
 Date Collected: 12/4/02 Time: 13:45
 Dilution Factor: 1
 Date Analyzed: 12/6/02 Time: 0:47
 Date Received: 12/5/02 9:40:00 AM

CAS NO.	COMPOUND	RESULT	Units	Q	MDL	MQL
74-87-3	Chloromethane		µg/l	U	0.173	2
156-59-2	cis-1,2-Dichloroethene		µg/l	U	0.151	2
10061-01-5	cis-1,3-Dichloropropene		µg/l	U	0.1	2
124-48-1	Dibromochloromethane		µg/l	U	0.133	2
74-95-3	Dibromomethane		µg/l	U	0.1	2
75-71-8	Dichlorodifluoromethane		µg/l	U	0.5	2
100-41-4	Ethylbenzene		µg/l	U	0.1	2
87-68-3	Hexachlorobutadiene		µg/l	U	0.192	2
98-82-8	Isopropylbenzene		µg/l	U	0.1	2
75-09-2	Methylene chloride		µg/l	U	0.398	2
1634-04-4	Methyl-tert-butyl-ether		µg/l	U	0.1	2
m+p xylene	m-Xylene and p-Xylene		µg/l	U	0.216	2
91-20-3	Naphthalene		µg/l	U	0.139	2
104-51-8	n-Butylbenzene		µg/l	U	0.14	2
103-65-1	n-Propylbenzene		µg/l	U	0.1	2
95-47-6	o-Xylene		µg/l	U	0.102	2
135-98-8	sec-Butylbenzene		µg/l	U	0.133	2
100-42-5	Styrene		µg/l	U	0.1	2
98-06-6	tert-Butylbenzene		µg/l	U	0.17	2
127-18-4	Tetrachloroethene		µg/l	U	0.115	2
108-88-3	Toluene		µg/l	U	0.105	2
156-60-5	trans-1,2-Dichloroethene		µg/l	U	0.152	2
10061-02-6	trans-1,3-Dichloropropene		µg/l	U	0.1	2
79-01-6	Trichloroethene		µg/l	U	0.151	2
75-69-4	Trichlorofluoromethane		µg/l	U	0.111	2
108-05-4	Vinyl acetate		µg/l	U	2	4
75-01-4	Vinyl chloride		µg/l	U	0.239	2

EPA Lab Code:KS00902

Kansas Certification:E-10254

FORM 1 VOA - Equivalent

1A - Equivalent
VOLATILE ORGANICS ANALYSIS DATA SHEET

Lab Name: Analytical Managment Laboratories
 Client ID: CESAS
 Matrix: W
 Sample g/ml: 25
 % Solids: not dec. _____
 Instrument ID Instru
 Analytical Method: 8260B
 Prep Method: EPA 5030
 Analytical Batch: 1502

Sample ID: HAAF-B159-4-25
 Project ID HAAF-MCA BARRACKS
 Project Num 1652
 Lab Sample ID: 165217
 Date Collected: 12/4/02 Time: 13:50
 Dilution Factor: 5
 Date Analyzed: 12/6/02 Time: 4:35
 Date Received: 12/5/02 9:40:00 AM

CAS NO.	COMPOUND	RESULT	Units	Q	MDL	MQL
630-20-6	1,1,1,2-Tetrachloroethane		µg/l	U	1.11	10
71-55-6	1,1,1-Trichloroethane		µg/l	U	0.9	10
79-34-5	1,1,2,2-Tetrachloroethane		µg/l	U	0.5	10
79-00-5	1,1,2-Trichloroethane		µg/l	U	0.715	10
75-34-3	1,1-Dichloroethane		µg/l	U	1.07	10
75-35-4	1,1-Dichloroethene		µg/l	U	0.915	10
563-58-6	1,1-Dichloropropene		µg/l	U	0.5	10
87-61-6	1,2,3-Trichlorobenzene		µg/l	U	0.71	10
96-18-4	1,2,3-Trichloropropane		µg/l	U	0.535	10
120-82-1	1,2,4-Trichlorobenzene		µg/l	U	0.54	10
95-63-6	1,2,4-Trimethylbenzene		µg/l	U	0.555	10
106-93-4	1,2-Dibromoethane		µg/l	U	0.585	10
95-50-1	1,2-Dichlorobenzene		µg/l	U	0.705	10
107-06-2	1,2-Dichloroethane		µg/l	U	0.91	10
78-87-5	1,2-Dichloropropane		µg/l	U	0.595	10
108-67-8	1,3,5-Trimethylbenzene		µg/l	U	0.565	10
541-73-1	1,3-Dichlorobenzene		µg/l	U	0.945	10
142-28-9	1,3-Dichloropropane		µg/l	U	0.535	10
106-46-7	1,4-Dichlorobenzene		µg/l	U	0.75	10
590-20-7	2,2-Dichloropropane		µg/l	U	0.54	10
78-93-3	2-Butanone		µg/l	U	2.41	10
95-49-8	2-Chlorotoluene		µg/l	U	0.53	10
591-78-6	2-Hexanone		µg/l	U	0.815	10
106-43-4	4-Chlorotoluene		µg/l	U	0.5	10
99-87-6	4-Isopropyltoluene		µg/l	U	0.5	10
108-10-1	4-Methyl-2-pentanone		µg/l	U	0.64	10
67-64-1	Acetone		µg/l	U	3.06	10
71-43-2	Benzene		µg/l	U	0.695	10
108-86-1	Bromobenzene		µg/l	U	0.78	10
74-97-5	Bromochloromethane		µg/l	U	0.825	10
75-27-4	Bromodichloromethane		µg/l	U	0.675	10
75-25-2	Bromoform		µg/l	U	0.815	10
74-83-9	Bromomethane		µg/l	U	1.01	10
75-15-0	Carbon disulfide		µg/l	U	0.915	10
56-23-5	Carbon tetrachloride		µg/l	U	0.685	10
108-90-7	Chlorobenzene		µg/l	U	0.78	10
75-00-3	Chloroethane		µg/l	U	1.03	10
67-66-3	Chloroform		µg/l	U	1.07	10

EPA Lab Code:KS00902

Kansas Certification:E-10254

FORM I VOA - Equivalent

1A - Equivalent
VOLATILE ORGANICS ANALYSIS DATA SHEET

Lab Name: Analytical Managment Laboratories
 Client ID: CESAS
 Matrix: W
 Sample g/ml: 25
 % Solids: not dec. _____
 Instrument ID Instru
 Analytical Method: 8260B
 Prep Method: EPA 5030
 Analytical Batch: 1502

Sample ID: HAAF-B159-4-25
 Project ID HAAF-MCA BARRACKS
 Project Num 1652
 Lab Sample ID: 165217
 Date Collected: 12/4/02 Time: 13:50
 Dilution Factor: 5
 Date Analyzed: 12/6/02 Time: 4:35
 Date Received: 12/5/02 9:40:00 AM

CAS NO.	COMPOUND	RESULT	Units	Q	MDL	MQL
74-87-3	Chloromethane		µg/l	U	0.865	10
156-59-2	cis-1,2-Dichloroethene		µg/l	U	0.755	10
10061-01-5	cis-1,3-Dichloropropene		µg/l	U	0.5	10
124-48-1	Dibromochloromethane		µg/l	U	0.665	10
74-95-3	Dibromomethane		µg/l	U	0.5	10
75-71-8	Dichlorodifluoromethane		µg/l	U	2.5	10
100-41-4	Ethylbenzene		µg/l	U	0.5	10
87-68-3	Hexachlorobutadiene		µg/l	U	0.96	10
98-82-8	Isopropylbenzene		µg/l	U	0.5	10
75-09-2	Methylene chloride		µg/l	U	1.99	10
1634-04-4	Methyl-tert-butyl-ether		µg/l	U	0.5	10
m+p xylene	m-Xylene and p-Xylene		µg/l	U	1.08	10
91-20-3	Naphthalene		µg/l	U	0.695	10
104-51-8	n-Butylbenzene		µg/l	U	0.7	10
103-65-1	n-Propylbenzene		µg/l	U	0.5	10
95-47-6	o-Xylene		µg/l	U	0.51	10
135-98-8	sec-Butylbenzene		µg/l	U	0.665	10
100-42-5	Styrene		µg/l	U	0.5	10
98-06-6	tert-Butylbenzene		µg/l	U	0.85	10
127-18-4	Tetrachloroethene		µg/l	U	0.575	10
108-88-3	Toluene		µg/l	U	0.525	10
156-60-5	trans-1,2-Dichloroethene		µg/l	U	0.76	10
10061-02-6	trans-1,3-Dichloropropene		µg/l	U	0.5	10
79-01-6	Trichloroethene		µg/l	U	0.755	10
75-69-4	Trichlorofluoromethane		µg/l	U	0.555	10
108-05-4	Vinyl acetate		µg/l	U	10	20
75-01-4	Vinyl chloride		µg/l	U	1.2	10

EPA Lab Code:KS00902
 Kansas Certification:E-10254

FORM I VOA - Equivalent

1A - Equivalent
VOLATILE ORGANICS ANALYSIS DATA SHEET

Lab Name: Analytical Management Laboratories
 Client ID: CESAS
 Matrix: W
 Sample g/ml: 25
 % Solids: not dec. _____
 Instrument ID Instru
 Analytical Method: 8260B
 Prep Method: EPA 5030
 Analytical Batch: 1502

Sample ID: HAAF-B159-4-30
 Project ID HAAF-MCA BARRACKS
 Project Num 1652
 Lab Sample ID: 165218
 Date Collected: 12/4/02 Time: 14:05
 Dilution Factor: 5
 Date Analyzed: 12/6/02 Time: 5:08
 Date Received: 12/5/02 9:40:00 AM

CAS NO.	COMPOUND	RESULT	Units	Q	MDL	MQL
630-20-6	1,1,1,2-Tetrachloroethane		µg/l	U	1.11	10
71-55-6	1,1,1-Trichloroethane		µg/l	U	0.9	10
79-34-5	1,1,2,2-Tetrachloroethane		µg/l	U	0.5	10
79-00-5	1,1,2-Trichloroethane		µg/l	U	0.715	10
75-34-3	1,1-Dichloroethane		µg/l	U	1.07	10
75-35-4	1,1-Dichloroethene		µg/l	U	0.915	10
563-58-6	1,1-Dichloropropene		µg/l	U	0.5	10
87-61-6	1,2,3-Trichlorobenzene		µg/l	U	0.71	10
96-18-4	1,2,3-Trichloropropane		µg/l	U	0.535	10
120-82-1	1,2,4-Trichlorobenzene		µg/l	U	0.54	10
95-63-6	1,2,4-Trimethylbenzene		µg/l	U	0.555	10
106-93-4	1,2-Dibromoethane		µg/l	U	0.585	10
95-50-1	1,2-Dichlorobenzene		µg/l	U	0.705	10
107-06-2	1,2-Dichloroethane		µg/l	U	0.91	10
78-87-5	1,2-Dichloropropane		µg/l	U	0.595	10
108-67-8	1,3,5-Trimethylbenzene		µg/l	U	0.565	10
541-73-1	1,3-Dichlorobenzene		µg/l	U	0.945	10
142-28-9	1,3-Dichloropropane		µg/l	U	0.535	10
106-46-7	1,4-Dichlorobenzene		µg/l	U	0.75	10
590-20-7	2,2-Dichloropropane		µg/l	U	0.54	10
78-93-3	2-Butanone		µg/l	U	2.41	10
95-49-8	2-Chlorotoluene		µg/l	U	0.53	10
591-78-6	2-Hexanone		µg/l	U	0.815	10
106-43-4	4-Chlorotoluene		µg/l	U	0.5	10
99-87-6	4-Isopropyltoluene		µg/l	U	0.5	10
108-10-1	4-Methyl-2-pentanone		µg/l	U	0.64	10
67-64-1	Acetone		µg/l	U	3.06	10
71-43-2	Benzene		µg/l	U	0.695	10
108-86-1	Bromobenzene		µg/l	U	0.78	10
74-97-5	Bromochloromethane		µg/l	U	0.825	10
75-27-4	Bromodichloromethane		µg/l	U	0.675	10
75-25-2	Bromoform		µg/l	U	0.815	10
74-83-9	Bromomethane		µg/l	U	1.01	10
75-15-0	Carbon disulfide		µg/l	U	0.915	10
56-23-5	Carbon tetrachloride		µg/l	U	0.685	10
108-90-7	Chlorobenzene		µg/l	U	0.78	10
75-00-3	Chloroethane		µg/l	U	1.03	10
67-66-3	Chloroform		µg/l	U	1.07	10

EPA Lab Code:KS00902

Kansas Certification:E-10254

FORM I VOA - Equivalent

1A - Equivalent
VOLATILE ORGANICS ANALYSIS DATA SHEET

Lab Name: Analytical Managment Laboratories
Client ID: CESAS
Matrix: W
Sample g/ml: 25
% Solids: not dec. _____
Instrument ID Instru
Analytical Method: 8260B
Prep Method: EPA 5030
Analytical Batch: 1502

Sample ID: HAAF-B159-4-30
Project ID HAAF-MCA BARRACKS
Project Num 1652
Lab Sample ID: 165218
Date Collected: 12/4/02 Time: 14:05
Dilution Factor: 5
Date Analyzed: 12/6/02 Time: 5:08
Date Received: 12/5/02 9:40:00 AM

CAS NO.	COMPOUND	RESULT	Units	Q	MDL	MQL
74-87-3	Chloromethane		µg/l	U	0.865	10
156-59-2	cis-1,2-Dichloroethene		µg/l	U	0.755	10
10061-01-5	cis-1,3-Dichloropropene		µg/l	U	0.5	10
124-48-1	Dibromochloromethane		µg/l	U	0.665	10
74-95-3	Dibromomethane		µg/l	U	0.5	10
75-71-8	Dichlorodifluoromethane		µg/l	U	2.5	10
100-41-4	Ethylbenzene		µg/l	U	0.5	10
87-68-3	Hexachlorobutadiene		µg/l	U	0.96	10
98-82-8	Isopropylbenzene		µg/l	U	0.5	10
75-09-2	Methylene chloride		µg/l	U	1.99	10
1634-04-4	Methyl-tert-butyl-ether		µg/l	U	0.5	10
m+p xylene	m-Xylene and p-Xylene		µg/l	U	1.08	10
91-20-3	Naphthalene		µg/l	U	0.695	10
104-51-8	n-Butylbenzene		µg/l	U	0.7	10
103-65-1	n-Propylbenzene		µg/l	U	0.5	10
95-47-6	o-Xylene		µg/l	U	0.51	10
135-98-8	sec-Butylbenzene		µg/l	U	0.665	10
100-42-5	Styrene		µg/l	U	0.5	10
98-06-6	tert-Butylbenzene		µg/l	U	0.85	10
127-18-4	Tetrachloroethene		µg/l	U	0.575	10
108-88-3	Toluene		µg/l	U	0.525	10
156-60-5	trans-1,2-Dichloroethene		µg/l	U	0.76	10
10061-02-6	trans-1,3-Dichloropropene		µg/l	U	0.5	10
79-01-6	Trichloroethene		µg/l	U	0.755	10
75-69-4	Trichlorofluoromethane		µg/l	U	0.555	10
108-05-4	Vinyl acetate		µg/l	U	10	20
75-01-4	Vinyl chloride		µg/l	U	1.2	10

EPA Lab Code:KS00902
Kansas Certification:E-10254

FORM I VOA - Equivalent

1A - Equivalent
VOLATILE ORGANICS ANALYSIS DATA SHEET

Lab Name: Analytical Managment Laboratories
Client ID: CESAS
Matrix: W
Sample g/ml: 25
% Solids: not dec. _____
Instrument ID Instru
Analytical Method: 8260B
Prep Method: EPA 5030
Analytical Batch: 1502

Sample ID: HAAF-B159-4-35
Project ID HAAF-MCA BARRACKS
Project Num 1652
Lab Sample ID: 165219
Date Collected: 12/4/02 Time: 14:25
Dilution Factor: 5
Date Analyzed: 12/6/02 Time: 5:40
Date Received: 12/5/02 9:40:00 AM

CAS NO.	COMPOUND	RESULT	Units	Q	MDL	MQL
630-20-6	1,1,1,2-Tetrachloroethane		µg/l	U	1.11	10
71-55-6	1,1,1-Trichloroethane		µg/l	U	0.9	10
79-34-5	1,1,2,2-Tetrachloroethane		µg/l	U	0.5	10
79-00-5	1,1,2-Trichloroethane		µg/l	U	0.715	10
75-34-3	1,1-Dichloroethane		µg/l	U	1.07	10
75-35-4	1,1-Dichloroethene		µg/l	U	0.915	10
563-58-6	1,1-Dichloropropene		µg/l	U	0.5	10
87-61-6	1,2,3-Trichlorobenzene		µg/l	U	0.71	10
96-18-4	1,2,3-Trichloropropane		µg/l	U	0.535	10
120-82-1	1,2,4-Trichlorobenzene		µg/l	U	0.54	10
95-63-6	1,2,4-Trimethylbenzene		µg/l	U	0.555	10
106-93-4	1,2-Dibromoethane		µg/l	U	0.585	10
95-50-1	1,2-Dichlorobenzene		µg/l	U	0.705	10
107-06-2	1,2-Dichloroethane		µg/l	U	0.91	10
78-87-5	1,2-Dichloropropane		µg/l	U	0.595	10
108-67-8	1,3,5-Trimethylbenzene		µg/l	U	0.565	10
541-73-1	1,3-Dichlorobenzene		µg/l	U	0.945	10
142-28-9	1,3-Dichloropropane		µg/l	U	0.535	10
106-46-7	1,4-Dichlorobenzene		µg/l	U	0.75	10
590-20-7	2,2-Dichloropropane		µg/l	U	0.54	10
78-93-3	2-Butanone		µg/l	U	2.41	10
95-49-8	2-Chlorotoluene		µg/l	U	0.53	10
591-78-6	2-Hexanone		µg/l	U	0.815	10
106-43-4	4-Chlorotoluene		µg/l	U	0.5	10
99-87-6	4-Isopropyltoluene		µg/l	U	0.5	10
108-10-1	4-Methyl-2-pentanone		µg/l	U	0.64	10
67-64-1	Acetone		µg/l	U	3.06	10
71-43-2	Benzene		µg/l	U	0.695	10
108-86-1	Bromobenzene		µg/l	U	0.78	10
74-97-5	Bromochloromethane		µg/l	U	0.825	10
75-27-4	Bromodichloromethane		µg/l	U	0.675	10
75-25-2	Bromoform		µg/l	U	0.815	10
74-83-9	Bromomethane		µg/l	U	1.01	10
75-15-0	Carbon disulfide		µg/l	U	0.915	10
56-23-5	Carbon tetrachloride		µg/l	U	0.685	10
108-90-7	Chlorobenzene		µg/l	U	0.78	10
75-00-3	Chloroethane		µg/l	U	1.03	10
67-66-3	Chloroform		µg/l	U	1.07	10

EPA Lab Code:KS00902

Kansas Certification:E-10254

FORM I VOA - Equivalent

1A - Equivalent
VOLATILE ORGANICS ANALYSIS DATA SHEET

Lab Name: Analytical Managment Laboratories
 Client ID: CESAS
 Matrix: W
 Sample g/ml: 25
 % Solids: not dec. _____
 Instrument ID Instru
 Analytical Method: 8260B
 Prep Method: EPA 5030
 Analytical Batch: 1502

Sample ID: HAAF-B159-4-35
 Project ID HAAF-MCA BARRACKS
 Project Num 1652
 Lab Sample ID: 165219
 Date Collected: 12/4/02 Time: 14:25
 Dilution Factor: 5
 Date Analyzed: 12/6/02 Time: 5:40
 Date Received: 12/5/02 9:40:00 AM

CAS NO.	COMPOUND	RESULT	Units	Q	MDL	MQL
74-87-3	Chloromethane		µg/l	U	0.865	10
156-59-2	cis-1,2-Dichloroethene		µg/l	U	0.755	10
10061-01-5	cis-1,3-Dichloropropene		µg/l	U	0.5	10
124-48-1	Dibromochloromethane		µg/l	U	0.665	10
74-95-3	Dibromomethane		µg/l	U	0.5	10
75-71-8	Dichlorodifluoromethane		µg/l	U	2.5	10
100-41-4	Ethylbenzene		µg/l	U	0.5	10
87-68-3	Hexachlorobutadiene		µg/l	U	0.96	10
98-82-8	Isopropylbenzene		µg/l	U	0.5	10
75-09-2	Methylene chloride		µg/l	U	1.99	10
1634-04-4	Methyl-tert-butyl-ether		µg/l	U	0.5	10
m+p xylene	m-Xylene and p-Xylene		µg/l	U	1.08	10
91-20-3	Naphthalene		µg/l	U	0.695	10
104-51-8	n-Butylbenzene		µg/l	U	0.7	10
103-65-1	n-Propylbenzene		µg/l	U	0.5	10
95-47-6	o-Xylene		µg/l	U	0.51	10
135-98-8	sec-Butylbenzene		µg/l	U	0.665	10
100-42-5	Styrene		µg/l	U	0.5	10
98-06-6	tert-Butylbenzene		µg/l	U	0.85	10
127-18-4	Tetrachloroethene		µg/l	U	0.575	10
108-88-3	Toluene		µg/l	U	0.525	10
156-60-5	trans-1,2-Dichloroethene		µg/l	U	0.76	10
10061-02-6	trans-1,3-Dichloropropene		µg/l	U	0.5	10
79-01-6	Trichloroethene		µg/l	U	0.755	10
75-69-4	Trichlorofluoromethane		µg/l	U	0.555	10
108-05-4	Vinyl acetate		µg/l	U	10	20
75-01-4	Vinyl chloride		µg/l	U	1.2	10

EPA Lab Code:KS00902
 Kansas Certification:E-10254

FORM I VOA - Equivalent

1A - Equivalent
VOLATILE ORGANICS ANALYSIS DATA SHEET

Lab Name: Analytical Managment Laboratories
 Client ID: CESAS
 Matrix: W
 Sample g/ml: 25
 % Solids: not dec. _____
 Instrument ID Instru
 Analytical Method: 8260B
 Prep Method: EPA 5030
 Analytical Batch: 1502

Sample ID: HAAF-B159-4-40
 Project ID HAAF-MCA BARRACKS
 Project Num 1652
 Lab Sample ID: 165220
 Date Collected: 12/4/02 Time: 14:30
 Dilution Factor: 5
 Date Analyzed: 12/6/02 Time: 6:13
 Date Received: 12/5/02 9:40:00 AM

CAS NO.	COMPOUND	RESULT	Units	Q	MDL	SQL
630-20-6	1,1,1,2-Tetrachloroethane		µg/l	U	1.11	10
71-55-6	1,1,1-Trichloroethane		µg/l	U	0.9	10
79-34-5	1,1,2,2-Tetrachloroethane		µg/l	U	0.5	10
79-00-5	1,1,2-Trichloroethane		µg/l	U	0.715	10
75-34-3	1,1-Dichloroethane		µg/l	U	1.07	10
75-35-4	1,1-Dichloroethene		µg/l	U	0.915	10
563-58-6	1,1-Dichloropropene		µg/l	U	0.5	10
87-61-6	1,2,3-Trichlorobenzene		µg/l	U	0.71	10
96-18-4	1,2,3-Trichloropropane		µg/l	U	0.535	10
120-82-1	1,2,4-Trichlorobenzene		µg/l	U	0.54	10
95-63-6	1,2,4-Trimethylbenzene		µg/l	U	0.555	10
106-93-4	1,2-Dibromoethane		µg/l	U	0.585	10
95-50-1	1,2-Dichlorobenzene		µg/l	U	0.705	10
107-06-2	1,2-Dichloroethane		µg/l	U	0.91	10
78-87-5	1,2-Dichloropropane		µg/l	U	0.595	10
108-67-8	1,3,5-Trimethylbenzene		µg/l	U	0.565	10
541-73-1	1,3-Dichlorobenzene		µg/l	U	0.945	10
142-28-9	1,3-Dichloropropane		µg/l	U	0.535	10
106-46-7	1,4-Dichlorobenzene		µg/l	U	0.75	10
590-20-7	2,2-Dichloropropane		µg/l	U	0.54	10
78-93-3	2-Butanone		µg/l	U	2.41	10
95-49-8	2-Chlorotoluene		µg/l	U	0.53	10
591-78-6	2-Hexanone		µg/l	U	0.815	10
106-43-4	4-Chlorotoluene		µg/l	U	0.5	10
99-87-6	4-Isopropyltoluene		µg/l	U	0.5	10
108-10-1	4-Methyl-2-pentanone		µg/l	U	0.64	10
67-64-1	Acetone		µg/l	U	3.06	10
71-43-2	Benzene		µg/l	U	0.695	10
108-86-1	Bromobenzene		µg/l	U	0.78	10
74-97-5	Bromochloromethane		µg/l	U	0.825	10
75-27-4	Bromodichloromethane		µg/l	U	0.675	10
75-25-2	Bromoform		µg/l	U	0.815	10
74-83-9	Bromomethane		µg/l	U	1.01	10
75-15-0	Carbon disulfide		µg/l	U	0.915	10
56-23-5	Carbon tetrachloride		µg/l	U	0.685	10
108-90-7	Chlorobenzene		µg/l	U	0.78	10
75-00-3	Chloroethane		µg/l	U	1.03	10
67-66-3	Chloroform		µg/l	U	1.07	10

EPA Lab Code:KS00902

Kansas Certification:E-10254

FORM 1 VOA - Equivalent

1A - Equivalent
VOLATILE ORGANICS ANALYSIS DATA SHEET

Lab Name: Analytical Managment Laboratories
 Client ID: CESAS
 Matrix: W
 Sample g/ml: 25
 % Solids: not dec. _____
 Instrument ID Instru
 Analytical Method: 8260B
 Prep Method: EPA 5030
 Analytical Batch: 1502

Sample ID: HAAF-B159-4-40
 Project ID HAAF-MCA BARRACKS
 Project Num 1652
 Lab Sample ID: 165220
 Date Collected: 12/4/02 Time: 14:30
 Dilution Factor: 5
 Date Analyzed: 12/6/02 Time: 6:13
 Date Received: 12/5/02 9:40:00 AM

CAS NO.	COMPOUND	RESULT	Units	Q	MDL	MDL
74-87-3	Chloromethane		µg/l	U	0.865	10
156-59-2	cis-1,2-Dichloroethene		µg/l	U	0.755	10
10061-01-5	cis-1,3-Dichloropropene		µg/l	U	0.5	10
124-48-1	Dibromochloromethane		µg/l	U	0.665	10
74-95-3	Dibromomethane		µg/l	U	0.5	10
75-71-8	Dichlorodifluoromethane		µg/l	U	2.5	10
100-41-4	Ethylbenzene		µg/l	U	0.5	10
87-68-3	Hexachlorobutadiene		µg/l	U	0.96	10
98-82-8	Isopropylbenzene		µg/l	U	0.5	10
75-09-2	Methylene chloride		µg/l	U	1.99	10
1634-04-4	Methyl-tert-butyl-ether		µg/l	U	0.5	10
m+p xylene	m-Xylene and p-Xylene		µg/l	U	1.08	10
91-20-3	Naphthalene		µg/l	U	0.695	10
104-51-8	n-Butylbenzene		µg/l	U	0.7	10
103-65-1	n-Propylbenzene		µg/l	U	0.5	10
95-47-6	o-Xylene		µg/l	U	0.51	10
135-98-8	sec-Butylbenzene		µg/l	U	0.665	10
100-42-5	Styrene		µg/l	U	0.5	10
98-06-6	tert-Butylbenzene		µg/l	U	0.85	10
127-18-4	Tetrachloroethene		µg/l	U	0.575	10
108-88-3	Toluene		µg/l	U	0.525	10
156-60-5	trans-1,2-Dichloroethene		µg/l	U	0.76	10
10061-02-6	trans-1,3-Dichloropropene		µg/l	U	0.5	10
79-01-6	Trichloroethene		µg/l	U	0.755	10
75-69-4	Trichlorofluoromethane		µg/l	U	0.555	10
108-05-4	Vinyl acetate		µg/l	U	10	20
75-01-4	Vinyl chloride		µg/l	U	1.2	10

EPA Lab Code:KS00902

Kansas Certification:E-10254

FORM I VOA - Equivalent

1A - Equivalent
VOLATILE ORGANICS ANALYSIS DATA SHEET

Lab Name: Analytical Managment Laboratories
 Client ID: CESAS
 Matrix: W
 Sample g/ml: 25
 % Solids: not dec. _____
 Instrument ID Instru
 Analytical Method: 8260B
 Prep Method: EPA 5030
 Analytical Batch: 1502

Sample ID: HAAF-B159-4-45
 Project ID HAAF-MCA BARRACKS
 Project Num 1652
 Lab Sample ID: 165221
 Date Collected: 12/4/02 Time: 15:25
 Dilution Factor: 1
 Date Analyzed: 12/6/02 Time: 6:45
 Date Received: 12/5/02 9:40:00 AM

CAS NO.	COMPOUND	RESULT	Units	Q	MDL	MQL
630-20-6	1,1,1,2-Tetrachloroethane		µg/l	U	0.222	2
71-55-6	1,1,1-Trichloroethane		µg/l	U	0.18	2
79-34-5	1,1,2,2-Tetrachloroethane		µg/l	U	0.1	2
79-00-5	1,1,2-Trichloroethane		µg/l	U	0.143	2
75-34-3	1,1-Dichloroethane		µg/l	U	0.214	2
75-35-4	1,1-Dichloroethene		µg/l	U	0.183	2
563-58-6	1,1-Dichloropropene		µg/l	U	0.1	2
87-61-6	1,2,3-Trichlorobenzene		µg/l	U	0.142	2
96-18-4	1,2,3-Trichloropropane		µg/l	U	0.107	2
120-82-1	1,2,4-Trichlorobenzene		µg/l	U	0.108	2
95-63-6	1,2,4-Trimethylbenzene		µg/l	U	0.111	2
106-93-4	1,2-Dibromoethane		µg/l	U	0.117	2
95-50-1	1,2-Dichlorobenzene		µg/l	U	0.141	2
107-06-2	1,2-Dichloroethane		µg/l	U	0.182	2
78-87-5	1,2-Dichloropropane		µg/l	U	0.119	2
108-67-8	1,3,5-Trimethylbenzene		µg/l	U	0.113	2
541-73-1	1,3-Dichlorobenzene		µg/l	U	0.189	2
142-28-9	1,3-Dichloropropane		µg/l	U	0.107	2
106-46-7	1,4-Dichlorobenzene		µg/l	U	0.15	2
590-20-7	2,2-Dichloropropane		µg/l	U	0.108	2
78-93-3	2-Butanone		µg/l	U	0.481	2
95-49-8	2-Chlorotoluene		µg/l	U	0.106	2
591-78-6	2-Hexanone		µg/l	U	0.163	2
106-43-4	4-Chlorotoluene		µg/l	U	0.1	2
99-87-6	4-Isopropyltoluene		µg/l	U	0.1	2
108-10-1	4-Methyl-2-pentanone		µg/l	U	0.128	2
67-64-1	Acetone		µg/l	U	0.612	2
71-43-2	Benzene		µg/l	U	0.139	2
108-86-1	Bromobenzene		µg/l	U	0.156	2
74-97-5	Bromochloromethane		µg/l	U	0.165	2
75-27-4	Bromodichloromethane		µg/l	U	0.135	2
75-25-2	Bromoform		µg/l	U	0.163	2
74-83-9	Bromomethane		µg/l	U	0.201	2
75-15-0	Carbon disulfide		µg/l	U	0.183	2
56-23-5	Carbon tetrachloride		µg/l	U	0.137	2
108-90-7	Chlorobenzene		µg/l	U	0.156	2
75-00-3	Chloroethane		µg/l	U	0.207	2
67-66-3	Chloroform		µg/l	U	0.214	2

EPA Lab Code:KS00902

Kansas Certification:E-10254

FORM | VOA - Equivalent

1A - Equivalent
VOLATILE ORGANICS ANALYSIS DATA SHEET

Lab Name: Analytical Managment Laboratories
 Client ID: CESAS
 Matrix: W
 Sample g/ml: 25
 % Solids: not dec. _____
 Instrument ID Instru
 Analytical Method: 8260B
 Prep Method: EPA 5030
 Analytical Batch: 1502

Sample ID: HAAF-B159-4-45
 Project ID HAAF-MCA BARRACKS
 Project Num 1652
 Lab Sample ID: 165221
 Date Collected: 12/4/02 Time: 15:25
 Dilution Factor: 1
 Date Analyzed: 12/6/02 Time: 6:45
 Date Received: 12/5/02 9:40:00 AM

CAS NO.	COMPOUND	RESULT	Units	Q	MDL	ML
74-87-3	Chloromethane		µg/l	U	0.173	2
156-59-2	cis-1,2-Dichloroethene		µg/l	U	0.151	2
10061-01-5	cis-1,3-Dichloropropene		µg/l	U	0.1	2
124-48-1	Dibromochloromethane		µg/l	U	0.133	2
74-95-3	Dibromomethane		µg/l	U	0.1	2
75-71-8	Dichlorodifluoromethane		µg/l	U	0.5	2
100-41-4	Ethylbenzene		µg/l	U	0.1	2
87-68-3	Hexachlorobutadiene		µg/l	U	0.192	2
98-82-8	Isopropylbenzene		µg/l	U	0.1	2
75-09-2	Methylene chloride		µg/l	U	0.398	2
1634-04-4	Methyl-tert-butyl-ether		µg/l	U	0.1	2
m+p xylene	m-Xylene and p-Xylene		µg/l	U	0.216	2
91-20-3	Naphthalene		µg/l	U	0.139	2
104-51-8	n-Butylbenzene		µg/l	U	0.14	2
103-65-1	n-Propylbenzene		µg/l	U	0.1	2
95-47-6	o-Xylene		µg/l	U	0.102	2
135-98-8	sec-Butylbenzene		µg/l	U	0.133	2
100-42-5	Styrene		µg/l	U	0.1	2
98-06-6	tert-Butylbenzene		µg/l	U	0.17	2
127-18-4	Tetrachloroethene		µg/l	U	0.115	2
108-88-3	Toluene		µg/l	U	0.105	2
156-60-5	trans-1,2-Dichloroethene		µg/l	U	0.152	2
10061-02-6	trans-1,3-Dichloropropene		µg/l	U	0.1	2
79-01-6	Trichloroethene		µg/l	U	0.151	2
75-69-4	Trichlorofluoromethane		µg/l	U	0.111	2
108-05-4	Vinyl acetate		µg/l	U	2	4
75-01-4	Vinyl chloride		µg/l	U	0.239	2

EPA Lab Code:KS00902

Kansas Certification:E-10254

FORM I VOA - Equivalent

VIII-222

0063

1A - Equivalent
VOLATILE ORGANICS ANALYSIS DATA SHEET

Lab Name: Analytical Management Laboratories
 Client ID: CESAS
 Matrix: W
 Sample g/ml: 25
 % Solids: not dec. _____
 Instrument ID Instru
 Analytical Method: 8260B
 Prep Method: EPA 5030
 Analytical Batch: 1500

Sample ID: HAAF-B159-5-10
 Project ID HAAF-MCA BARRACKS
 Project Num 1642
 Lab Sample ID: 164204
 Date Collected: 12/3/02 Time: 13:00
 Dilution Factor: 1
 Date Analyzed: 12/4/02 Time: 23:02
 Date Received: 12/4/02 10:10:00 AM

CAS NO.	COMPOUND	RESULT	Units	Q	MDL	MQL
630-20-6	1,1,1,2-Tetrachloroethane		µg/l	U	0.222	2
71-55-6	1,1,1-Trichloroethane		µg/l	U	0.18	2
79-34-5	1,1,2,2-Tetrachloroethane		µg/l	U	0.1	2
79-00-5	1,1,2-Trichloroethane		µg/l	U	0.143	2
75-34-3	1,1-Dichloroethane		µg/l	U	0.214	2
75-35-4	1,1-Dichloroethene		µg/l	U	0.183	2
563-58-6	1,1-Dichloropropene		µg/l	U	0.1	2
87-61-6	1,2,3-Trichlorobenzene		µg/l	U	0.142	2
96-18-4	1,2,3-Trichloropropane		µg/l	U	0.107	2
120-82-1	1,2,4-Trichlorobenzene		µg/l	U	0.108	2
95-63-6	1,2,4-Trimethylbenzene		µg/l	U	0.111	2
96-12-8	1,2Dibromo3chloropropane		µg/l	U	0.133	2
106-93-4	1,2-Dibromoethane		µg/l	U	0.117	2
95-50-1	1,2-Dichlorobenzene		µg/l	U	0.141	2
107-06-2	1,2-Dichloroethane		µg/l	U	0.182	2
78-87-5	1,2-Dichloropropane		µg/l	U	0.119	2
108-67-8	1,3,5-Trimethylbenzene		µg/l	U	0.113	2
541-73-1	1,3-Dichlorobenzene		µg/l	U	0.189	2
142-28-9	1,3-Dichloropropane		µg/l	U	0.107	2
106-46-7	1,4-Dichlorobenzene		µg/l	U	0.15	2
590-20-7	2,2-Dichloropropane		µg/l	U	0.108	2
78-93-3	2-Butanone		µg/l	U	0.481	2
95-49-8	2-Chlorotoluene		µg/l	U	0.106	2
591-78-6	2-Hexanone		µg/l	U	0.163	2
106-43-4	4-Chlorotoluene		µg/l	U	0.1	2
99-87-6	4-Isopropyltoluene		µg/l	U	0.1	2
108-10-1	4-Methyl-2-pentanone		µg/l	U	0.128	2
67-64-1	Acetone		µg/l	U	0.612	2
71-43-2	Benzene		µg/l	U	0.139	2
108-86-1	Bromobenzene		µg/l	U	0.156	2
74-97-5	Bromochloromethane		µg/l	U	0.165	2
75-27-4	Bromodichloromethane		µg/l	U	0.135	2
75-25-2	Bromoform		µg/l	U	0.163	2
74-83-9	Bromomethane		µg/l	U	0.201	2
75-15-0	Carbon disulfide		µg/l	U	0.183	2
56-23-5	Carbon tetrachloride		µg/l	U	0.137	2
108-90-7	Chlorobenzene		µg/l	U	0.156	2
75-00-3	Chloroethane		µg/l	U	0.207	2

EPA Lab Code:KS00902

Kansas Certification:E-10254

FORM I VOA - Equivalent

1A - Equivalent
VOLATILE ORGANICS ANALYSIS DATA SHEET

Lab Name: Analytical Managment Laboratories
 Client ID: CESAS
 Matrix: W
 Sample g/ml: 25
 % Solids: not dec. _____
 Instrument ID Instru
 Analytical Method: 8260B
 Prep Method: EPA 5030
 Analytical Batch: 1500

Sample ID: HAAF-B159-5-10
 Project ID HAAF-MCA BARRACKS
 Project Num 1642
 Lab Sample ID: 164204
 Date Collected: 12/3/02 Time: 13:00
 Dilution Factor: 1
 Date Analyzed: 12/4/02 Time: 23:02
 Date Received: 12/4/02 10:10:00 AM

CAS NO.	COMPOUND	RESULT	Units	Q	MDL	MQL
67-66-3	Chloroform		µg/l	U	0.214	2
74-87-3	Chloromethane		µg/l	U	0.173	2
156-59-2	cis-1,2-Dichloroethene		µg/l	U	0.151	2
10061-01-5	cis-1,3-Dichloropropene		µg/l	U	0.1	2
124-48-1	Dibromochloromethane		µg/l	U	0.133	2
74-95-3	Dibromomethane		µg/l	U	0.1	2
75-71-8	Dichlorodifluoromethane		µg/l	U	0.5	2
100-41-4	Ethylbenzene		µg/l	U	0.1	2
87-68-3	Hexachlorobutadiene		µg/l	U	0.192	2
98-82-8	Isopropylbenzene		µg/l	U	0.1	2
75-09-2	Methylene chloride		µg/l	U	0.398	2
1634-04-4	Methyl-tert-butyl-ether		µg/l	U	0.1	2
m+p xylene	m-Xylene and p-Xylene		µg/l	U	0.216	2
91-20-3	Naphthalene		µg/l	U	0.139	2
104-51-8	n-Butylbenzene		µg/l	U	0.14	2
103-65-1	n-Propylbenzene		µg/l	U	0.1	2
95-47-6	o-Xylene		µg/l	U	0.102	2
135-98-8	sec-Butylbenzene		µg/l	U	0.133	2
100-42-5	Styrene		µg/l	U	0.1	2
98-06-6	tert-Butylbenzene		µg/l	U	0.17	2
127-18-4	Tetrachloroethene		µg/l	U	0.115	2
108-88-3	Toluene		µg/l	U	0.105	2
156-60-5	trans-1,2-Dichloroethene		µg/l	U	0.152	2
10061-02-6	trans-1,3-Dichloropropene		µg/l	U	0.1	2
79-01-6	Trichloroethene		µg/l	U	0.151	2
75-69-4	Trichlorofluoromethane		µg/l	U	0.111	2
108-05-4	Vinyl acetate		µg/l	U	2	4
75-01-4	Vinyl chloride		µg/l	U	0.239	2

EPA Lab Code:KS00902
 Kansas Certification:E-10254

FORM I VOA - Equivalent

1A - Equivalent
VOLATILE ORGANICS ANALYSIS DATA SHEET

Lab Name: Analytical Managment Laboratories
 Client ID: CESAS
 Matrix: W
 Sample g/ml: 25
 % Solids: not dec. _____
 Instrument ID Instru
 Analytical Method: 8260B
 Prep Method: EPA 5030
 Analytical Batch: 1500

Sample ID: HAAF-B159-5-15
 Project ID HAAF-MCA BARRACKS
 Project Num 1642
 Lab Sample ID: 164206
 Date Collected: 12/3/02 Time: 13:10
 Dilution Factor: 1
 Date Analyzed: 12/5/02 Time: 0:07
 Date Received: 12/4/02 10:10:00 AM

CAS NO.	COMPOUND	RESULT	Units	Q	MDL	MQL
630-20-6	1,1,1,2-Tetrachloroethane		µg/l	U	0.222	2
71-55-6	1,1,1-Trichloroethane		µg/l	U	0.18	2
79-34-5	1,1,2,2-Tetrachloroethane		µg/l	U	0.1	2
79-00-5	1,1,2-Trichloroethane		µg/l	U	0.143	2
75-34-3	1,1-Dichloroethane		µg/l	U	0.214	2
75-35-4	1,1-Dichloroethene		µg/l	U	0.183	2
563-58-6	1,1-Dichloropropene		µg/l	U	0.1	2
87-61-6	1,2,3-Trichlorobenzene		µg/l	U	0.142	2
96-18-4	1,2,3-Trichloropropane		µg/l	U	0.107	2
120-82-1	1,2,4-Trichlorobenzene		µg/l	U	0.108	2
95-63-6	1,2,4-Trimethylbenzene		µg/l	U	0.111	2
96-12-8	1,2Dibromo3chloropropane		µg/l	U	0.133	2
106-93-4	1,2-Dibromoethane		µg/l	U	0.117	2
95-50-1	1,2-Dichlorobenzene		µg/l	U	0.141	2
107-06-2	1,2-Dichloroethane		µg/l	U	0.182	2
78-87-5	1,2-Dichloropropane		µg/l	U	0.119	2
108-67-8	1,3,5-Trimethylbenzene		µg/l	U	0.113	2
541-73-1	1,3-Dichlorobenzene		µg/l	U	0.189	2
142-28-9	1,3-Dichloropropane		µg/l	U	0.107	2
106-46-7	1,4-Dichlorobenzene		µg/l	U	0.15	2
590-20-7	2,2-Dichloropropane		µg/l	U	0.108	2
78-93-3	2-Butanone		µg/l	U	0.481	2
95-49-8	2-Chlorotoluene		µg/l	U	0.106	2
591-78-6	2-Hexanone		µg/l	U	0.163	2
106-43-4	4-Chlorotoluene		µg/l	U	0.1	2
99-87-6	4-Isopropyltoluene		µg/l	U	0.1	2
108-10-1	4-Methyl-2-pentanone		µg/l	U	0.128	2
67-64-1	Acetone		µg/l	U	0.612	2
71-43-2	Benzene		µg/l	U	0.139	2
108-86-1	Bromobenzene		µg/l	U	0.156	2
74-97-5	Bromochloromethane		µg/l	U	0.165	2
75-27-4	Bromodichloromethane		µg/l	U	0.135	2
75-25-2	Bromoform		µg/l	U	0.163	2
74-83-9	Bromomethane		µg/l	U	0.201	2
75-15-0	Carbon disulfide		µg/l	U	0.183	2
56-23-5	Carbon tetrachloride		µg/l	U	0.137	2
108-90-7	Chlorobenzene		µg/l	U	0.156	2
75-00-3	Chloroethane		µg/l	U	0.207	2

EPA Lab Code:KS00902

Kansas Certification:E-10254

FORM I VOA - Equivalent

1A - Equivalent
VOLATILE ORGANICS ANALYSIS DATA SHEET

Lab Name: Analytical Managment Laboratories
 Client ID: CESAS
 Matrix: W
 Sample g/ml: 25
 % Solids: not dec. _____
 Instrument ID Instru
 Analytical Method: 8260B
 Prep Method: EPA 5030
 Analytical Batch: 1500

Sample ID: HAAF-B159-5-15
 Project ID HAAF-MCA BARRACKS
 Project Num 1642
 Lab Sample ID: 164206
 Date Collected: 12/3/02 Time: 13:10
 Dilution Factor: 1
 Date Analyzed: 12/5/02 Time: 0:07
 Date Received: 12/4/02 10:10:00 AM

CAS NO.	COMPOUND	RESULT	Units	Q	MDL	SQL
67-66-3	Chloroform		µg/l	U	0.214	2
74-87-3	Chloromethane		µg/l	U	0.173	2
156-59-2	cis-1,2-Dichloroethene		µg/l	U	0.151	2
10061-01-5	cis-1,3-Dichloropropene		µg/l	U	0.1	2
124-48-1	Dibromochloromethane		µg/l	U	0.133	2
74-95-3	Dibromomethane		µg/l	U	0.1	2
75-71-8	Dichlorodifluoromethane		µg/l	U	0.5	2
100-41-4	Ethylbenzene		µg/l	U	0.1	2
87-68-3	Hexachlorobutadiene		µg/l	U	0.192	2
98-82-8	Isopropylbenzene		µg/l	U	0.1	2
75-09-2	Methylene chloride		µg/l	U	0.398	2
1634-04-4	Methyl-tert-butyl-ether		µg/l	U	0.1	2
m+p xylene	m-Xylene and p-Xylene		µg/l	U	0.216	2
91-20-3	Naphthalene	1.37	µg/l	J	0.139	2
104-51-8	n-Butylbenzene	0.53	µg/l	J	0.14	2
103-65-1	n-Propylbenzene		µg/l	U	0.1	2
95-47-6	o-Xylene		µg/l	U	0.102	2
135-98-8	sec-Butylbenzene	0.88	µg/l	J	0.133	2
100-42-5	Styrene		µg/l	U	0.1	2
98-06-6	tert-Butylbenzene		µg/l	U	0.17	2
127-18-4	Tetrachloroethene		µg/l	U	0.115	2
108-88-3	Toluene		µg/l	U	0.105	2
156-60-5	trans-1,2-Dichloroethene		µg/l	U	0.152	2
10061-02-6	trans-1,3-Dichloropropene		µg/l	U	0.1	2
79-01-6	Trichloroethene		µg/l	U	0.151	2
75-69-4	Trichlorofluoromethane		µg/l	U	0.111	2
108-05-4	Vinyl acetate		µg/l	U	2	4
75-01-4	Vinyl chloride		µg/l	U	0.239	2

EPA Lab Code:KS00902

Kansas Certification:E-10254

FORM I VOA - Equivalent

1A - Equivalent
VOLATILE ORGANICS ANALYSIS DATA SHEET

Lab Name: Analytical Managment Laboratories
Client ID: CESAS
Matrix: W
Sample g/ml: 25
% Solids: not dec. _____
Instrument ID Instru
Analytical Method: 8260B
Prep Method: EPA 5030
Analytical Batch: 1500

Sample ID: HAAF-B159-5-20
Project ID HAAF-MCA BARRACKS
Project Num 1642
Lab Sample ID: 164207
Date Collected: 12/3/02 Time: 13:20
Dilution Factor: 1
Date Analyzed: 12/5/02 Time: 0:39
Date Received: 12/4/02 10:10:00 AM

CAS NO.	COMPOUND	RESULT	Units	Q	MDL	SQL
630-20-6	1,1,1,2-Tetrachloroethane		µg/l	U	0.222	2
71-55-6	1,1,1-Trichloroethane		µg/l	U	0.18	2
79-34-5	1,1,2,2-Tetrachloroethane		µg/l	U	0.1	2
79-00-5	1,1,2-Trichloroethane		µg/l	U	0.143	2
75-34-3	1,1-Dichloroethane		µg/l	U	0.214	2
75-35-4	1,1-Dichloroethene		µg/l	U	0.183	2
563-58-6	1,1-Dichloropropene		µg/l	U	0.1	2
87-61-6	1,2,3-Trichlorobenzene		µg/l	U	0.142	2
96-18-4	1,2,3-Trichloropropane		µg/l	U	0.107	2
120-82-1	1,2,4-Trichlorobenzene		µg/l	U	0.108	2
95-63-6	1,2,4-Trimethylbenzene		µg/l	U	0.111	2
96-12-8	1,2Dibromo3chloropropane		µg/l	U	0.133	2
106-93-4	1,2-Dibromoethane		µg/l	U	0.117	2
95-50-1	1,2-Dichlorobenzene		µg/l	U	0.141	2
107-06-2	1,2-Dichloroethane		µg/l	U	0.182	2
78-87-5	1,2-Dichloropropane		µg/l	U	0.119	2
108-67-8	1,3,5-Trimethylbenzene		µg/l	U	0.113	2
541-73-1	1,3-Dichlorobenzene		µg/l	U	0.189	2
142-28-9	1,3-Dichloropropane		µg/l	U	0.107	2
106-46-7	1,4-Dichlorobenzene		µg/l	U	0.15	2
590-20-7	2,2-Dichloropropane		µg/l	U	0.108	2
78-93-3	2-Butanone		µg/l	U	0.481	2
95-49-8	2-Chlorotoluene		µg/l	U	0.106	2
591-78-6	2-Hexanone		µg/l	U	0.163	2
106-43-4	4-Chlorotoluene		µg/l	U	0.1	2
99-87-6	4-Isopropyltoluene		µg/l	U	0.1	2
108-10-1	4-Methyl-2-pentanone		µg/l	U	0.128	2
67-64-1	Acetone		µg/l	U	0.612	2
71-43-2	Benzene		µg/l	U	0.139	2
108-86-1	Bromobenzene		µg/l	U	0.156	2
74-97-5	Bromochloromethane		µg/l	U	0.165	2
75-27-4	Bromodichloromethane		µg/l	U	0.135	2
75-25-2	Bromoform		µg/l	U	0.163	2
74-83-9	Bromomethane		µg/l	U	0.201	2
75-15-0	Carbon disulfide		µg/l	U	0.183	2
56-23-5	Carbon tetrachloride		µg/l	U	0.137	2
108-90-7	Chlorobenzene		µg/l	U	0.156	2
75-00-3	Chloroethane		µg/l	U	0.207	2

EPA Lab Code:KS00902

Kansas Certification:E-10254

FORM I VOA - Equivalent

1A - Equivalent
VOLATILE ORGANICS ANALYSIS DATA SHEET

Lab Name: Analytical Managment Laboratories
 Client ID: CESAS
 Matrix: W
 Sample g/ml: 25
 % Solids: not dec. _____
 Instrument ID Instru
 Analytical Method: 8260B
 Prep Method: EPA 5030
 Analytical Batch: 1500

Sample ID: HAAF-B159-5-20
 Project ID HAAF-MCA BARRACKS
 Project Num 1642
 Lab Sample ID: 164207
 Date Collected: 12/3/02 Time: 13:20
 Dilution Factor: 1
 Date Analyzed: 12/5/02 Time: 0:39
 Date Received: 12/4/02 10:10:00 AM

CAS NO.	COMPOUND	RESULT	Units	Q	MDL	MQL
67-66-3	Chloroform		µg/l	U	0.214	2
74-87-3	Chloromethane		µg/l	U	0.173	2
156-59-2	cis-1,2-Dichloroethene		µg/l	U	0.151	2
10061-01-5	cis-1,3-Dichloropropene		µg/l	U	0.1	2
124-48-1	Dibromochloromethane		µg/l	U	0.133	2
74-95-3	Dibromomethane		µg/l	U	0.1	2
75-71-8	Dichlorodifluoromethane		µg/l	U	0.5	2
100-41-4	Ethylbenzene		µg/l	U	0.1	2
87-68-3	Hexachlorobutadiene		µg/l	U	0.192	2
98-82-8	Isopropylbenzene	0.81	µg/l	J	0.1	2
75-09-2	Methylene chloride		µg/l	U	0.398	2
1634-04-4	Methyl-tert-butyl-ether		µg/l	U	0.1	2
m+p xylene	m-Xylene and p-Xylene		µg/l	U	0.216	2
91-20-3	Naphthalene	6.17	µg/l		0.139	2
104-51-8	n-Butylbenzene		µg/l	U	0.14	2
103-65-1	n-Propylbenzene	0.62	µg/l	J	0.1	2
95-47-6	o-Xylene		µg/l	U	0.102	2
135-98-8	sec-Butylbenzene		µg/l	U	0.133	2
100-42-5	Styrene		µg/l	U	0.1	2
98-06-6	tert-Butylbenzene		µg/l	U	0.17	2
127-18-4	Tetrachloroethene		µg/l	U	0.115	2
108-88-3	Toluene		µg/l	U	0.105	2
156-60-5	trans-1,2-Dichloroethene		µg/l	U	0.152	2
10061-02-6	trans-1,3-Dichloropropene		µg/l	U	0.1	2
79-01-6	Trichloroethene		µg/l	U	0.151	2
75-69-4	Trichlorofluoromethane		µg/l	U	0.111	2
108-05-4	Vinyl acetate		µg/l	U	2	4
75-01-4	Vinyl chloride		µg/l	U	0.239	2

EPA Lab Code:KS00902

Kansas Certification:E-10254

FORM I VOA - Equivalent

1A - Equivalent
VOLATILE ORGANICS ANALYSIS DATA SHEET

Lab Name: Analytical Managment Laboratories
 Client ID: CESAS
 Matrix: W
 Sample g/ml: 25
 % Solids: not dec. _____
 Instrument ID Instru
 Analytical Method: 8260B
 Prep Method: EPA 5030
 Analytical Batch: 1500

Sample ID: HAAF-B159-5-25
 Project ID HAAF-MCA BARRACKS
 Project Num 1642
 Lab Sample ID: 164209
 Date Collected: 12/3/02 Time: 13:32
 Dilution Factor: 5
 Date Analyzed: 12/5/02 Time: 1:44
 Date Received: 12/4/02 10:10:00 AM

CAS NO.	COMPOUND	RESULT	Units	Q	MDL	MQL
630-20-6	1,1,1,2-Tetrachloroethane		µg/l	U	1.11	10
71-55-6	1,1,1-Trichloroethane		µg/l	U	0.9	10
79-34-5	1,1,2,2-Tetrachloroethane		µg/l	U	0.5	10
79-00-5	1,1,2-Trichloroethane		µg/l	U	0.715	10
75-34-3	1,1-Dichloroethane		µg/l	U	1.07	10
75-35-4	1,1-Dichloroethene		µg/l	U	0.915	10
563-58-6	1,1-Dichloropropene		µg/l	U	0.5	10
87-61-6	1,2,3-Trichlorobenzene		µg/l	U	0.71	10
96-18-4	1,2,3-Trichloropropane		µg/l	U	0.535	10
120-82-1	1,2,4-Trichlorobenzene		µg/l	U	0.54	10
95-63-6	1,2,4-Trimethylbenzene		µg/l	U	0.555	10
96-12-8	1,2Dibromo3chloropropane		µg/l	U	0.665	10
106-93-4	1,2-Dibromoethane		µg/l	U	0.585	10
95-50-1	1,2-Dichlorobenzene		µg/l	U	0.705	10
107-06-2	1,2-Dichloroethane		µg/l	U	0.91	10
78-87-5	1,2-Dichloropropane		µg/l	U	0.595	10
108-67-8	1,3,5-Trimethylbenzene		µg/l	U	0.565	10
541-73-1	1,3-Dichlorobenzene		µg/l	U	0.945	10
142-28-9	1,3-Dichloropropane		µg/l	U	0.535	10
106-46-7	1,4-Dichlorobenzene		µg/l	U	0.75	10
590-20-7	2,2-Dichloropropane		µg/l	U	0.54	10
78-93-3	2-Butanone		µg/l	U	2.41	10
95-49-8	2-Chlorotoluene		µg/l	U	0.53	10
591-78-6	2-Hexanone		µg/l	U	0.815	10
106-43-4	4-Chlorotoluene		µg/l	U	0.5	10
99-87-6	4-Isopropyltoluene		µg/l	U	0.5	10
108-10-1	4-Methyl-2-pentanone		µg/l	U	0.64	10
67-64-1	Acetone		µg/l	U	3.06	10
71-43-2	Benzene		µg/l	U	0.695	10
108-86-1	Bromobenzene		µg/l	U	0.78	10
74-97-5	Bromochloromethane		µg/l	U	0.825	10
75-27-4	Bromodichloromethane		µg/l	U	0.675	10
75-25-2	Bromoform		µg/l	U	0.815	10
74-83-9	Bromomethane		µg/l	U	1.01	10
75-15-0	Carbon disulfide		µg/l	U	0.915	10
56-23-5	Carbon tetrachloride		µg/l	U	0.685	10
108-90-7	Chlorobenzene		µg/l	U	0.78	10
75-00-3	Chloroethane		µg/l	U	1.03	10

EPA Lab Code:KS00902
 Kansas Certification:E-10254

FORM I VOA - Equivalent

1A - Equivalent
VOLATILE ORGANICS ANALYSIS DATA SHEET

Lab Name: Analytical Management Laboratories
 Client ID: CESAS
 Matrix: W
 Sample g/ml: 25
 % Solids: not dec. _____
 Instrument ID Instru
 Analytical Method: 8260B
 Prep Method: EPA 5030
 Analytical Batch: 1500

Sample ID: HAAF-B159-5-25
 Project ID HAAF-MCA BARRACKS
 Project Num 1642
 Lab Sample ID: 164209
 Date Collected: 12/3/02 Time: 13:32
 Dilution Factor: 5
 Date Analyzed: 12/5/02 Time: 1:44
 Date Received: 12/4/02 10:10:00 AM

CAS NO.	COMPOUND	RESULT	Units	Q	MDL	MQL
67-66-3	Chloroform		µg/l	U	1.07	10
74-87-3	Chloromethane		µg/l	U	0.865	10
156-59-2	cis-1,2-Dichloroethene		µg/l	U	0.755	10
10061-01-5	cis-1,3-Dichloropropene		µg/l	U	0.5	10
124-48-1	Dibromochloromethane		µg/l	U	0.665	10
74-95-3	Dibromomethane		µg/l	U	0.5	10
75-71-8	Dichlorodifluoromethane		µg/l	U	2.5	10
100-41-4	Ethylbenzene		µg/l	U	0.5	10
87-68-3	Hexachlorobutadiene		µg/l	U	0.96	10
98-82-8	Isopropylbenzene		µg/l	U	0.5	10
75-09-2	Methylene chloride		µg/l	U	1.99	10
1634-04-4	Methyl-tert-butyl-ether		µg/l	U	0.5	10
m+p xylene	m-Xylene and p-Xylene		µg/l	U	1.08	10
91-20-3	Naphthalene	6.22	µg/l	J	0.695	10
104-51-8	n-Butylbenzene		µg/l	U	0.7	10
103-65-1	n-Propylbenzene		µg/l	U	0.5	10
95-47-6	o-Xylene		µg/l	U	0.51	10
135-98-8	sec-Butylbenzene		µg/l	U	0.665	10
100-42-5	Styrene		µg/l	U	0.5	10
98-06-6	tert-Butylbenzene		µg/l	U	0.85	10
127-18-4	Tetrachloroethene		µg/l	U	0.575	10
108-88-3	Toluene		µg/l	U	0.525	10
156-60-5	trans-1,2-Dichloroethene		µg/l	U	0.76	10
10061-02-6	trans-1,3-Dichloropropene		µg/l	U	0.5	10
79-01-6	Trichloroethene		µg/l	U	0.755	10
75-69-4	Trichlorofluoromethane		µg/l	U	0.555	10
108-05-4	Vinyl acetate		µg/l	U	10	20
75-01-4	Vinyl chloride		µg/l	U	1.2	10

1A - Equivalent
VOLATILE ORGANICS ANALYSIS DATA SHEET

Lab Name: Analytical Managment Laboratories
 Client ID: CESAS
 Matrix: W
 Sample g/ml: 25
 % Solids: not dec. _____
 Instrument ID Instru
 Analytical Method: 8260B
 Prep Method: EPA 5030
 Analytical Batch: 1500

Sample ID: HAAF-B159-5-30
 Project ID HAAF-MCA BARRACKS
 Project Num 1642
 Lab Sample ID: 164210
 Date Collected: 12/3/02 Time: 13:50
 Dilution Factor: 5
 Date Analyzed: 12/5/02 Time: 2:17
 Date Received: 12/4/02 10:10:00 AM

CAS NO.	COMPOUND	RESULT	Units	Q	MDL	SQL
630-20-6	1,1,1,2-Tetrachloroethane		µg/l	U	1.11	10
71-55-6	1,1,1-Trichloroethane		µg/l	U	0.9	10
79-34-5	1,1,2,2-Tetrachloroethane		µg/l	U	0.5	10
79-00-5	1,1,2-Trichloroethane		µg/l	U	0.715	10
75-34-3	1,1-Dichloroethane		µg/l	U	1.07	10
75-35-4	1,1-Dichloroethene		µg/l	U	0.915	10
563-58-6	1,1-Dichloropropene		µg/l	U	0.5	10
87-61-6	1,2,3-Trichlorobenzene		µg/l	U	0.71	10
96-18-4	1,2,3-Trichloropropane		µg/l	U	0.535	10
120-82-1	1,2,4-Trichlorobenzene		µg/l	U	0.54	10
95-63-6	1,2,4-Trimethylbenzene		µg/l	U	0.555	10
96-12-8	1,2Dibromo3chloropropane		µg/l	U	0.665	10
106-93-4	1,2-Dibromoethane		µg/l	U	0.585	10
95-50-1	1,2-Dichlorobenzene		µg/l	U	0.705	10
107-06-2	1,2-Dichloroethane		µg/l	U	0.91	10
78-87-5	1,2-Dichloropropane		µg/l	U	0.595	10
108-67-8	1,3,5-Trimethylbenzene		µg/l	U	0.565	10
541-73-1	1,3-Dichlorobenzene		µg/l	U	0.945	10
142-28-9	1,3-Dichloropropane		µg/l	U	0.535	10
106-46-7	1,4-Dichlorobenzene		µg/l	U	0.75	10
590-20-7	2,2-Dichloropropane		µg/l	U	0.54	10
78-93-3	2-Butanone		µg/l	U	2.41	10
95-49-8	2-Chlorotoluene		µg/l	U	0.53	10
591-78-6	2-Hexanone		µg/l	U	0.815	10
106-43-4	4-Chlorotoluene		µg/l	U	0.5	10
99-87-6	4-Isopropyltoluene		µg/l	U	0.5	10
108-10-1	4-Methyl-2-pentanone		µg/l	U	0.64	10
67-64-1	Acetone		µg/l	U	3.06	10
71-43-2	Benzene		µg/l	U	0.695	10
108-86-1	Bromobenzene		µg/l	U	0.78	10
74-97-5	Bromochloromethane		µg/l	U	0.825	10
75-27-4	Bromodichloromethane		µg/l	U	0.675	10
75-25-2	Bromoform		µg/l	U	0.815	10
74-83-9	Bromomethane		µg/l	U	1.01	10
75-15-0	Carbon disulfide		µg/l	U	0.915	10
56-23-5	Carbon tetrachloride		µg/l	U	0.685	10
108-90-7	Chlorobenzene		µg/l	U	0.78	10
75-00-3	Chloroethane		µg/l	U	1.03	10

EPA Lab Code:KS00902

Kansas Certification:E-10254

FORM I VOA - Equivalent

1A - Equivalent
VOLATILE ORGANICS ANALYSIS DATA SHEET

Lab Name: Analytical Managment Laboratories
 Client ID: CESAS
 Matrix: W
 Sample g/ml: 25
 % Solids: not dec. _____
 Instrument ID Instru
 Analytical Method: 8260B
 Prep Method: EPA 5030
 Analytical Batch: 1500

Sample ID: HAAF-B159-5-30
 Project ID HAAF-MCA BARRACKS
 Project Num 1642
 Lab Sample ID: 164210
 Date Collected: 12/3/02 Time: 13:50
 Dilution Factor: 5
 Date Analyzed: 12/5/02 Time: 2:17
 Date Received: 12/4/02 10:10:00 AM

CAS NO.	COMPOUND	RESULT	Units	Q	MDL	MQL
67-66-3	Chloroform		µg/l	U	1.07	10
74-87-3	Chloromethane		µg/l	U	0.865	10
156-59-2	cis-1,2-Dichloroethene		µg/l	U	0.755	10
10061-01-5	cis-1,3-Dichloropropene		µg/l	U	0.5	10
124-48-1	Dibromochloromethane		µg/l	U	0.665	10
74-95-3	Dibromomethane		µg/l	U	0.5	10
75-71-8	Dichlorodifluoromethane		µg/l	U	2.5	10
100-41-4	Ethylbenzene		µg/l	U	0.5	10
87-68-3	Hexachlorobutadiene		µg/l	U	0.96	10
98-82-8	Isopropylbenzene		µg/l	U	0.5	10
75-09-2	Methylene chloride		µg/l	U	1.99	10
1634-04-4	Methyl-tert-butyl-ether		µg/l	U	0.5	10
m+p xylene	m-Xylene and p-Xylene		µg/l	U	1.08	10
91-20-3	Naphthalene		µg/l	U	0.695	10
104-51-8	n-Butylbenzene		µg/l	U	0.7	10
103-65-1	n-Propylbenzene		µg/l	U	0.5	10
95-47-6	o-Xylene		µg/l	U	0.51	10
135-98-8	sec-Butylbenzene		µg/l	U	0.665	10
100-42-5	Styrene		µg/l	U	0.5	10
98-06-6	tert-Butylbenzene		µg/l	U	0.85	10
127-18-4	Tetrachloroethene		µg/l	U	0.575	10
108-88-3	Toluene		µg/l	U	0.525	10
156-60-5	trans-1,2-Dichloroethene		µg/l	U	0.76	10
10061-02-6	trans-1,3-Dichloropropene		µg/l	U	0.5	10
79-01-6	Trichloroethene		µg/l	U	0.755	10
75-69-4	Trichlorofluoromethane		µg/l	U	0.555	10
108-05-4	Vinyl acetate		µg/l	U	10	20
75-01-4	Vinyl chloride		µg/l	U	1.2	10

EPA Lab Code:KS00902
 Kansas Certification:E-10254

FORM I VOA - Equivalent

1A - Equivalent
VOLATILE ORGANICS ANALYSIS DATA SHEET

Lab Name: Analytical Managment Laboratories
 Client ID: CESAS
 Matrix: W
 Sample g/ml: 25
 % Solids: not dec. _____
 Instrument ID Instru
 Analytical Method: 8260B
 Prep Method: EPA 5030
 Analytical Batch: 1500

Sample ID: HAAF-B159-5-35
 Project ID HAAF-MCA BARRACKS
 Project Num 1642
 Lab Sample ID: 164211
 Date Collected: 12/3/02 Time: 14:10
 Dilution Factor: 5
 Date Analyzed: 12/5/02 Time: 2:49
 Date Received: 12/4/02 10:10:00 AM

CAS NO.	COMPOUND	RESULT	Units	Q	MDL	MQL
630-20-6	1,1,1,2-Tetrachloroethane		µg/l	U	1.11	10
71-55-6	1,1,1-Trichloroethane		µg/l	U	0.9	10
79-34-5	1,1,2,2-Tetrachloroethane		µg/l	U	0.5	10
79-00-5	1,1,2-Trichloroethane		µg/l	U	0.715	10
75-34-3	1,1-Dichloroethane		µg/l	U	1.07	10
75-35-4	1,1-Dichloroethene		µg/l	U	0.915	10
563-58-6	1,1-Dichloropropene		µg/l	U	0.5	10
87-61-6	1,2,3-Trichlorobenzene		µg/l	U	0.71	10
96-18-4	1,2,3-Trichloropropane		µg/l	U	0.535	10
120-82-1	1,2,4-Trichlorobenzene		µg/l	U	0.54	10
95-63-6	1,2,4-Trimethylbenzene		µg/l	U	0.555	10
96-12-8	1,2Dibromo3chloropropane		µg/l	U	0.665	10
106-93-4	1,2-Dibromoethane		µg/l	U	0.585	10
95-50-1	1,2-Dichlorobenzene		µg/l	U	0.705	10
107-06-2	1,2-Dichloroethane		µg/l	U	0.91	10
78-87-5	1,2-Dichloropropane		µg/l	U	0.595	10
108-67-8	1,3,5-Trimethylbenzene		µg/l	U	0.565	10
541-73-1	1,3-Dichlorobenzene		µg/l	U	0.945	10
142-28-9	1,3-Dichloropropane		µg/l	U	0.535	10
106-46-7	1,4-Dichlorobenzene		µg/l	U	0.75	10
590-20-7	2,2-Dichloropropane		µg/l	U	0.54	10
78-93-3	2-Butanone		µg/l	U	2.41	10
95-49-8	2-Chlorotoluene		µg/l	U	0.53	10
591-78-6	2-Hexanone		µg/l	U	0.815	10
106-43-4	4-Chlorotoluene		µg/l	U	0.5	10
99-87-6	4-Isopropyltoluene		µg/l	U	0.5	10
108-10-1	4-Methyl-2-pentanone		µg/l	U	0.64	10
67-64-1	Acetone		µg/l	U	3.06	10
71-43-2	Benzene		µg/l	U	0.695	10
108-86-1	Bromobenzene		µg/l	U	0.78	10
74-97-5	Bromochloromethane		µg/l	U	0.825	10
75-27-4	Bromodichloromethane		µg/l	U	0.675	10
75-25-2	Bromoform		µg/l	U	0.815	10
74-83-9	Bromomethane		µg/l	U	1.01	10
75-15-0	Carbon disulfide		µg/l	U	0.915	10
56-23-5	Carbon tetrachloride		µg/l	U	0.685	10
108-90-7	Chlorobenzene		µg/l	U	0.78	10
75-00-3	Chloroethane		µg/l	U	1.03	10

EPA Lab Code:KS00902

Kansas Certification:E-10254

FORM I VOA - Equivalent

1A - Equivalent
VOLATILE ORGANICS ANALYSIS DATA SHEET

Lab Name: Analytical Managment Laboratories
 Client ID: CESAS
 Matrix: W
 Sample g/ml: 25
 % Solids: not dec. _____
 Instrument ID Instru
 Analytical Method: 8260B
 Prep Method: EPA 5030
 Analytical Batch: 1500

Sample ID: HAAF-B159-5-35
 Project ID HAAF-MCA BARRACKS
 Project Num 1642
 Lab Sample ID: 164211
 Date Collected: 12/3/02 Time: 14:10
 Dilution Factor: 5
 Date Analyzed: 12/5/02 Time: 2:49
 Date Received: 12/4/02 10:10:00 AM

CAS NO.	COMPOUND	RESULT	Units	Q	MDL	MQL
67-66-3	Chloroform		µg/l	U	1.07	10
74-87-3	Chloromethane		µg/l	U	0.865	10
156-59-2	cis-1,2-Dichloroethene		µg/l	U	0.755	10
10061-01-5	cis-1,3-Dichloropropene		µg/l	U	0.5	10
124-48-1	Dibromochloromethane		µg/l	U	0.665	10
74-95-3	Dibromomethane		µg/l	U	0.5	10
75-71-8	Dichlorodifluoromethane		µg/l	U	2.5	10
100-41-4	Ethylbenzene		µg/l	U	0.5	10
87-68-3	Hexachlorobutadiene		µg/l	U	0.96	10
98-82-8	Isopropylbenzene		µg/l	U	0.5	10
75-09-2	Methylene chloride		µg/l	U	1.99	10
1634-04-4	Methyl-tert-butyl-ether		µg/l	U	0.5	10
m+p xylene	m-Xylene and p-Xylene		µg/l	U	1.08	10
91-20-3	Naphthalene		µg/l	U	0.695	10
104-51-8	n-Butylbenzene		µg/l	U	0.7	10
103-65-1	n-Propylbenzene		µg/l	U	0.5	10
95-47-6	o-Xylene		µg/l	U	0.51	10
135-98-8	sec-Butylbenzene		µg/l	U	0.665	10
100-42-5	Styrene		µg/l	U	0.5	10
98-06-6	tert-Butylbenzene		µg/l	U	0.85	10
127-18-4	Tetrachloroethene		µg/l	U	0.575	10
108-88-3	Toluene		µg/l	U	0.525	10
156-60-5	trans-1,2-Dichloroethene		µg/l	U	0.76	10
10061-02-6	trans-1,3-Dichloropropene		µg/l	U	0.5	10
79-01-6	Trichloroethene		µg/l	U	0.755	10
75-69-4	Trichlorofluoromethane		µg/l	U	0.555	10
108-05-4	Vinyl acetate		µg/l	U	10	20
75-01-4	Vinyl chloride		µg/l	U	1.2	10

EPA Lab Code:KS00902
 Kansas Certification:E-10254

FORM 1 VOA - Equivalent

1A - Equivalent
VOLATILE ORGANICS ANALYSIS DATA SHEET

Lab Name: Analytical Managment Laboratories
 Client ID: CESAS
 Matrix: W
 Sample g/ml: 25
 % Solids: not dec. _____
 Instrument ID Instru
 Analytical Method: 8260B
 Prep Method: EPA 5030
 Analytical Batch: 1501

Sample ID: HAAF-B159-5-40
 Project ID HAAF-MCA BARRACKS
 Project Num 1652
 Lab Sample ID: 165201
 Date Collected: 12/4/02 Time: 8:45
 Dilution Factor: 5
 Date Analyzed: 12/5/02 Time: 16:37
 Date Received: 12/5/02 9:40:00 AM

CAS NO.	COMPOUND	RESULT	Units	Q	MDL	MQL
630-20-6	1,1,1,2-Tetrachloroethane		µg/l	U	1.11	10
71-55-6	1,1,1-Trichloroethane		µg/l	U	0.9	10
79-34-5	1,1,2,2-Tetrachloroethane		µg/l	U	0.5	10
79-00-5	1,1,2-Trichloroethane		µg/l	U	0.715	10
75-34-3	1,1-Dichloroethane		µg/l	U	1.07	10
75-35-4	1,1-Dichloroethene		µg/l	U	0.915	10
563-58-6	1,1-Dichloropropene		µg/l	U	0.5	10
87-61-6	1,2,3-Trichlorobenzene		µg/l	U	0.71	10
96-18-4	1,2,3-Trichloropropane		µg/l	U	0.535	10
120-82-1	1,2,4-Trichlorobenzene		µg/l	U	0.54	10
95-63-6	1,2,4-Trimethylbenzene		µg/l	U	0.555	10
106-93-4	1,2-Dibromoethane		µg/l	U	0.585	10
95-50-1	1,2-Dichlorobenzene		µg/l	U	0.705	10
107-06-2	1,2-Dichloroethane		µg/l	U	0.91	10
78-87-5	1,2-Dichloropropane		µg/l	U	0.595	10
108-67-8	1,3,5-Trimethylbenzene		µg/l	U	0.565	10
541-73-1	1,3-Dichlorobenzene		µg/l	U	0.945	10
142-28-9	1,3-Dichloropropane		µg/l	U	0.535	10
106-46-7	1,4-Dichlorobenzene		µg/l	U	0.75	10
590-20-7	2,2-Dichloropropane		µg/l	U	0.54	10
78-93-3	2-Butanone		µg/l	U	2.41	10
95-49-8	2-Chlorotoluene		µg/l	U	0.53	10
591-78-6	2-Hexanone		µg/l	U	0.815	10
106-43-4	4-Chlorotoluene		µg/l	U	0.5	10
99-87-6	4-Isopropyltoluene		µg/l	U	0.5	10
108-10-1	4-Methyl-2-pentanone		µg/l	U	0.64	10
67-64-1	Acetone		µg/l	U	3.06	10
71-43-2	Benzene		µg/l	U	0.695	10
108-86-1	Bromobenzene		µg/l	U	0.78	10
74-97-5	Bromochloromethane		µg/l	U	0.825	10
75-27-4	Bromodichloromethane		µg/l	U	0.675	10
75-25-2	Bromoform		µg/l	U	0.815	10
74-83-9	Bromomethane		µg/l	U	1.01	10
75-15-0	Carbon disulfide		µg/l	U	0.915	10
56-23-5	Carbon tetrachloride		µg/l	U	0.685	10
108-90-7	Chlorobenzene		µg/l	U	0.78	10
75-00-3	Chloroethane		µg/l	U	1.03	10
67-66-3	Chloroform		µg/l	U	1.07	10

EPA Lab Code:KS00902

Kansas Certification:E-10254

FORM I VOA - Equivalent

1A - Equivalent
VOLATILE ORGANICS ANALYSIS DATA SHEET

Lab Name: Analytical Managment Laboratories
 Client ID: CESAS
 Matrix: W
 Sample g/ml: 25
 % Solids: not dec. _____
 Instrument ID Instru
 Analytical Method: 8260B
 Prep Method: EPA 5030
 Analytical Batch: 1501

Sample ID: HAAF-B159-5-40
 Project ID HAAF-MCA BARRACKS
 Project Num 1652
 Lab Sample ID: 165201
 Date Collected: 12/4/02 Time: 8:45
 Dilution Factor: 5
 Date Analyzed: 12/5/02 Time: 16:37
 Date Received: 12/5/02 9:40:00 AM

CAS NO.	COMPOUND	RESULT	Units	Q	MDL	MTL
74-87-3	Chloromethane		µg/l	U	0.865	10
156-59-2	cis-1,2-Dichloroethene		µg/l	U	0.755	10
10061-01-5	cis-1,3-Dichloropropene		µg/l	U	0.5	10
124-48-1	Dibromochloromethane		µg/l	U	0.665	10
74-95-3	Dibromomethane		µg/l	U	0.5	10
75-71-8	Dichlorodifluoromethane		µg/l	U	2.5	10
100-41-4	Ethylbenzene		µg/l	U	0.5	10
87-68-3	Hexachlorobutadiene		µg/l	U	0.96	10
98-82-8	Isopropylbenzene		µg/l	U	0.5	10
75-09-2	Methylene chloride		µg/l	U	1.99	10
1634-04-4	Methyl-tert-butyl-ether		µg/l	U	0.5	10
m+p xylene	m-Xylene and p-Xylene		µg/l	U	1.08	10
91-20-3	Naphthalene		µg/l	U	0.695	10
104-51-8	n-Butylbenzene		µg/l	U	0.7	10
103-65-1	n-Propylbenzene		µg/l	U	0.5	10
95-47-6	o-Xylene		µg/l	U	0.51	10
135-98-8	sec-Butylbenzene		µg/l	U	0.665	10
100-42-5	Styrene		µg/l	U	0.5	10
98-06-6	tert-Butylbenzene		µg/l	U	0.85	10
127-18-4	Tetrachloroethene		µg/l	U	0.575	10
108-88-3	Toluene		µg/l	U	0.525	10
156-60-5	trans-1,2-Dichloroethene		µg/l	U	0.76	10
10061-02-6	trans-1,3-Dichloropropene		µg/l	U	0.5	10
79-01-6	Trichloroethene		µg/l	U	0.755	10
75-69-4	Trichlorofluoromethane		µg/l	U	0.555	10
108-05-4	Vinyl acetate		µg/l	U	10	20
75-01-4	Vinyl chloride		µg/l	U	1.2	10

EPA Lab Code:KS00902
 Kansas Certification:E-10254

FORM I VOA - Equivalent

1A - Equivalent
VOLATILE ORGANICS ANALYSIS DATA SHEET

Lab Name: Analytical Management Laboratories
 Client ID: CESAS
 Matrix: W
 Sample g/ml: 25
 % Solids: not dec.
 Instrument ID Instru
 Analytical Method: 8260B
 Prep Method: EPA 5030
 Analytical Batch: 1501

Sample ID: HAAF-B159-5-45
 Project ID: HAAF-MCA BARRACKS
 Project Num: 1652
 Lab Sample ID: 165203
 Date Collected: 12/4/02 Time: 9:05
 Dilution Factor: 5
 Date Analyzed: 12/5/02 Time: 17:42
 Date Received: 12/5/02 9:40:00 AM

CAS NO.	COMPOUND	RESULT	Units	Q	MDL	SQL
630-20-6	1,1,1,2-Tetrachloroethane		µg/l	U	1.11	10
71-55-6	1,1,1-Trichloroethane		µg/l	U	0.9	10
79-34-5	1,1,2,2-Tetrachloroethane		µg/l	U	0.5	10
79-00-5	1,1,2-Trichloroethane		µg/l	U	0.715	10
75-34-3	1,1-Dichloroethane		µg/l	U	1.07	10
75-35-4	1,1-Dichloroethene		µg/l	U	0.915	10
563-58-6	1,1-Dichloropropene		µg/l	U	0.5	10
87-61-6	1,2,3-Trichlorobenzene		µg/l	U	0.71	10
96-18-4	1,2,3-Trichloropropane		µg/l	U	0.535	10
120-82-1	1,2,4-Trichlorobenzene		µg/l	U	0.54	10
95-63-6	1,2,4-Trimethylbenzene		µg/l	U	0.555	10
106-93-4	1,2-Dibromoethane		µg/l	U	0.585	10
95-50-1	1,2-Dichlorobenzene		µg/l	U	0.705	10
107-06-2	1,2-Dichloroethane		µg/l	U	0.91	10
78-87-5	1,2-Dichloropropane		µg/l	U	0.595	10
108-67-8	1,3,5-Trimethylbenzene		µg/l	U	0.565	10
541-73-1	1,3-Dichlorobenzene		µg/l	U	0.945	10
142-28-9	1,3-Dichloropropane		µg/l	U	0.535	10
106-46-7	1,4-Dichlorobenzene		µg/l	U	0.75	10
590-20-7	2,2-Dichloropropane		µg/l	U	0.54	10
78-93-3	2-Butanone		µg/l	U	2.41	10
95-49-8	2-Chlorotoluene		µg/l	U	0.53	10
591-78-6	2-Hexanone		µg/l	U	0.815	10
106-43-4	4-Chlorotoluene		µg/l	U	0.5	10
99-87-6	4-Isopropyltoluene		µg/l	U	0.5	10
108-10-1	4-Methyl-2-pentanone		µg/l	U	0.64	10
67-64-1	Acetone		µg/l	U	3.06	10
71-43-2	Benzene		µg/l	U	0.695	10
108-86-1	Bromobenzene		µg/l	U	0.78	10
74-97-5	Bromochloromethane		µg/l	U	0.825	10
75-27-4	Bromodichloromethane		µg/l	U	0.675	10
75-25-2	Bromoform		µg/l	U	0.815	10
74-83-9	Bromomethane		µg/l	U	1.01	10
75-15-0	Carbon disulfide		µg/l	U	0.915	10
56-23-5	Carbon tetrachloride		µg/l	U	0.685	10
108-90-7	Chlorobenzene		µg/l	U	0.78	10
75-00-3	Chloroethane		µg/l	U	1.03	10
67-66-3	Chloroform		µg/l	U	1.07	10

EPA Lab Code:KS00902

Kansas Certification:E-10254

FORM I VOA - Equivalent

1A - Equivalent
VOLATILE ORGANICS ANALYSIS DATA SHEET

Lab Name: Analytical Management Laboratories
 Client ID: CESAS
 Matrix: W
 Sample g/ml: 25
 % Solids: not dec. _____
 Instrument ID Instru
 Analytical Method: 8260B
 Prep Method: EPA 5030
 Analytical Batch: 1501

Sample ID: HAAF-B159-5-45
 Project ID HAAF-MCA BARRACKS
 Project Num 1652
 Lab Sample ID: 165203
 Date Collected: 12/4/02 Time: 9:05
 Dilution Factor: 5
 Date Analyzed: 12/5/02 Time: 17:42
 Date Received: 12/5/02 9:40:00 AM

CAS NO.	COMPOUND	RESULT	Units	Q	MDL	MQL
74-87-3	Chloromethane		µg/l	U	0.865	10
156-59-2	cis-1,2-Dichloroethene		µg/l	U	0.755	10
10061-01-5	cis-1,3-Dichloropropene		µg/l	U	0.5	10
124-48-1	Dibromochloromethane		µg/l	U	0.665	10
74-95-3	Dibromomethane		µg/l	U	0.5	10
75-71-8	Dichlorodifluoromethane		µg/l	U	2.5	10
100-41-4	Ethylbenzene		µg/l	U	0.5	10
87-68-3	Hexachlorobutadiene		µg/l	U	0.96	10
98-82-8	Isopropylbenzene		µg/l	U	0.5	10
75-09-2	Methylene chloride		µg/l	U	1.99	10
1634-04-4	Methyl-tert-butyl-ether		µg/l	U	0.5	10
m+p xylene	m-Xylene and p-Xylene		µg/l	U	1.08	10
91-20-3	Naphthalene		µg/l	U	0.695	10
104-51-8	n-Butylbenzene		µg/l	U	0.7	10
103-65-1	n-Propylbenzene		µg/l	U	0.5	10
95-47-6	o-Xylene		µg/l	U	0.51	10
135-98-8	sec-Butylbenzene		µg/l	U	0.665	10
100-42-5	Styrene		µg/l	U	0.5	10
98-06-6	tert-Butylbenzene		µg/l	U	0.85	10
127-18-4	Tetrachloroethene		µg/l	U	0.575	10
108-88-3	Toluene		µg/l	U	0.525	10
156-60-5	trans-1,2-Dichloroethene		µg/l	U	0.76	10
10061-02-6	trans-1,3-Dichloropropene		µg/l	U	0.5	10
79-01-6	Trichloroethene		µg/l	U	0.755	10
75-69-4	Trichlorofluoromethane		µg/l	U	0.555	10
108-05-4	Vinyl acetate		µg/l	U	10	20
75-01-4	Vinyl chloride		µg/l	U	1.2	10

EPA Lab Code:KS00902

Kansas Certification:E-10254

FORM I VOA - Equivalent



Analytical Management Laboratories, Inc.

15130 B South Keeler
Olathe, Kansas 66062
Phone (913) 829-0101
Fax (913) 829-1181

PLEASE NOTE BOTTLES FROM
HAAF-MCA AREA & HAAF MCA BARRACKS
ARE ALL SAME JOB

21773

Page 1 of 2

Chain of Custody Record / Request for Analysis

Client Contact Name: SIM CABBEDGE
Company Name: US ARMY CORPS OF ENGINEERS
Address: 100 W. OGLETHORPE AVE, SAP BOX 859
City, State, Zip: SAVANNAH, GA 31402
Phone #: (912) 652-5660
Fax #: (912) 652-6012

Project Name: HAAF-MCA AREA BARRACKS

Project Number: _____

Purchase Order Number: D.O.# 0006

Project Due Date: _____

Project Comments: _____

Sampler's Signature: [Signature]

Analyses/Method to be Performed (Check all that apply)

Laboratory Project Number: <u>1642</u>					Method # --->														Please include any information that may be useful in the analysis of the sample. Example: high concentration						
Lab ID	Sample Description	Date	Time	Matrix	Total # Containers	Preservative List total number of bottles for each preservative type.					TPH Diesel	TPH Gasoline	BTEX	MTBE	Volatiles (VOCs)	BNAs (SVOCs)	Pesticides/PCBs	PCBs		RCRA8 Metals	Lead	Flash Point	Paint Filter	pH	
						HCl	HNO ₃	NaOH	H ₂ SO ₄	Unpreserved															4' C
1642-01	HAAF-VP1-20	3DEC02	1010	W	3																				
1642-02	HAAF-VP2-20	3DEC02	1035	W	3																				
1642-03	HAAF-VP3-20	3DEC02	1050	W	3																				
1642-04	HAAF-B159-5-10	3DEC02	1300	W	3																				
1642-05	HAAF-DUP1	3DEC02	0930	W	3																				
1642-06	HAAF-B159-5-15	3DEC02	1310	W	3																				
1642-07	HAAF-B159-5-20	3DEC02	1320	W	3																				
1642-08	TRIP BLANK	-	-	W	2	2																			
1642-09	HAAF-B159-5-25	3DEC02	1332	W	3																				
1642-10	HAAF-B159-5-30	3DEC02	1350	W	3																				

C U S T O D Y	Relinquished By: <u>[Signature]</u>	Date/Time: <u>3DEC02 1700</u>	Received By: <u>FedEx SHIPPING</u>	Date/Time: <u>3DEC02 1700</u>
	Relinquished By: _____	Date/Time: _____	Received By: <u>[Signature]</u>	Date/Time: <u>12/04/02 10:10am</u>

By signing the request (chain of custody) you are ordering work from Analytical Management Laboratories, Inc. which constitutes the acceptance of the terms and conditions on the back of this form.

Delivery Method <input type="checkbox"/> Delivered to Person <input checked="" type="checkbox"/> Courier <u>FedEx</u> <input type="checkbox"/> Airtail # <u>837547371609</u>	Custody Seals <input checked="" type="checkbox"/> Yes <input type="checkbox"/> No <input checked="" type="checkbox"/> Intact <input type="checkbox"/> Broken	Coolant <input checked="" type="checkbox"/> <u>None</u> <input type="checkbox"/> Blue Ice <input type="checkbox"/> None	Cooler Temp. <input checked="" type="checkbox"/> <u>19</u> °C <input type="checkbox"/> Temp. Blank <input type="checkbox"/> Cooler	Receiving Comments: _____
--	---	---	--	-------------------------------------

VIII-239

0005



Analytical Management Laboratories, Inc.

15130 B South Keeler
Olathe, Kansas 66062
Phone (913) 829-0101
Fax (913) 829-1181

21774

Page 2 of 2

Chain of Custody Record / Request for Analysis

Client Contact Name: JIM CUBBEDGE
Company Name: US ARMY CORPS OF ENGINEERS
Address: 100 W. OGLETHORPE AVE, PO BOX 889
City, State, Zip: SAVANNAH, GA 31402
Phone #: (912) 652-5660
Fax #: (912) 652-6012

Project Name: HAAF-MCA AREA ^{BARRACKS}

Project Number: _____

Purchase Order Number 20 # 0006

Project Due Date: _____

Project Comments: _____

Sampler's Signature: Dan Palacsek

Analyses/Method to be Performed (Check all that apply)

Laboratory Project Number: <u>1642</u>					Method # ---> <u>860</u>															Please include any information that may be useful in the analysis of the sample. Example: high concentration					
Lab ID	Sample Description	Date	Time	Matrix	Total # Containers	Preservative List total number of bottles for each preservative type.					TPH Diesel	TPH Gasoline	BTEX	MTBE	Volatiles (VOCs)	BNAs (SVOCs)	Pesticides/PCBs	PCBs	RCRA8 Metals		Lead	Flash Point	Paint Filter	pH	Comments:
						HCl	HNO ₃	NaOH	H ₂ SO ₄	Unpreserved															
<u>1642-11</u>	<u>HAAF-B159-5.35</u>	<u>3D&02</u>	<u>1410</u>	<u>W</u>	<u>3</u>																				
2																									
3																									
4																									
5																									
6																									
7																									
8																									
9																									
10																									

C U S T O D Y	Relinquished By: <u>Dan Palacsek</u>	Date/Time: <u>3D&02 1700</u>	Received By: <u>FedEx</u>	Date/Time: <u>3D&02 1700</u>
	Relinquished By: _____	Date/Time: _____	Received By: <u>[Signature]</u>	Date/Time: <u>12/04/02 10:10am</u>

By signing the request (chain of custody) you are ordering work from Analytical Management Laboratories, Inc. which constitutes the acceptance of the terms and conditions on the back of this form.

Delivery Method <input type="checkbox"/> Delivered in Person <input checked="" type="checkbox"/> Courier <input type="checkbox"/> Airbill # <u>837547371609</u>	Custody Seals <input checked="" type="checkbox"/> Yes <input type="checkbox"/> No <input checked="" type="checkbox"/> Intact <input type="checkbox"/> Broken	Coolant <input checked="" type="checkbox"/> Ice <input type="checkbox"/> Blue Ice <input type="checkbox"/> None	Cooler Temp. <input checked="" type="checkbox"/> 19°C <input type="checkbox"/> Temp. Blank <input type="checkbox"/> Cooler	Receiving Comments: _____
---	---	---	--	-------------------------------------

VIII-240

0010



Analytical Management Laboratories, Inc.

15130 B South Keeler
Olathe, Kansas 66062
Phone (913) 829-0101
Fax (913) 829-1181

21775

Page 1 of 4

Chain of Custody Record / Request for Analysis

Client Contact Name: JIM CUBBEDGE
Company Name: US ARMY CORPS OF ENGINEERS
Address: 100 W. OGLETHORPE, P.O. BOX 889
City, State, Zip: SAVANNAH, GA 31402
Phone #: (912) 652-5660
Fax #: (912) 652-6012

Project Name: HAAF MCA BARRACKS
Project Number: _____
Purchase Order Number: D.O. # 0006
Project Due Date: _____
Project Comments: _____
Sampler's Signature: [Signature]

Analyses/Method to be Performed (Check all that apply)

Laboratory Project Number: <u>1652</u>					Method # --->															Please include any information that may be useful in the analysis of the sample. Example: high concentration							
Lab ID	Sample Description	Date	Time	Matrix	Total # Containers	Preservative List total number of bottles for each preservative type.						TPH	Diesel	Total Gases	BTEX	MTBE	Volatiles (VOCs)	BNAs (SVOCs)	Pesticides/PCBs		PCBs	RCRA8 Metals	Lead	Flash Point	Paint Filter	pH	Comments:
						HCl	HNO ₃	NaOH	H ₂ SO ₄	Unpreserved	4° C																
1652-01	HAAF-B159-5-40	4 DEC 02	0835	W	3					3																	
1652-02	HAAF-B159-5-MS	4 DEC 02	0850	W	3					3																	
1652-03	HAAF-B159-5-MSD	4 DEC 02	0905	W	3					3																	
1652-04	TRIP BLANK	-	-	W	2	2																					
1652-05	HAAF-B159-5-45	4 DEC 02	0905	W	3					3																	
1652-06	HAAF-B159-5-BLK	4 DEC 02	0925	W	3					3																	
1652-07	HAAF-B159-1-10	4 DEC 02	0955	W	3					3																	
1652-08	HAAF-B159-1-15	4 DEC 02	1000	W	3					3																	
1652-09	HAAF-B159-1-20	4 DEC 02	1005	W	3					3																	
1652-10	HAAF-B159-1-25	4 DEC 02	1015	W	3					3																	

C U S T O D Y	Relinquished By: <u>[Signature]</u>	Date/Time: <u>4 DEC 02 1815</u>	Received By: <u>[Signature]</u>	Date/Time: <u>4 DEC 02 1845</u>
	Relinquished By: _____	Date/Time: _____	Received By: <u>[Signature]</u>	Date/Time: <u>12/05/02 09:40am</u>

By signing the request (chain of custody) you are ordering work from Analytical Management Laboratories, Inc. which constitutes the acceptance of the terms and conditions on the back of this form.

Delivery Method <input type="checkbox"/> Delivered in Person <input checked="" type="checkbox"/> Courier <u>FedEx</u> <input type="checkbox"/> Airbill # <u>See sample receipt</u>	Custody Seals <input checked="" type="checkbox"/> Yes <input type="checkbox"/> No <input type="checkbox"/> Intact <input type="checkbox"/> Broken	Coolant <input checked="" type="checkbox"/> Ice <input type="checkbox"/> Blue Ice <input type="checkbox"/> None	Cooler Temp. <input checked="" type="checkbox"/> Temp. Blank <input type="checkbox"/> Cooler	Receiving Comments: Cor #1: 1.9°C #2: 1.9°C
--	---	---	---	--

VIII-241

0009



Analytical Management Laboratories, Inc.

15130 B South Keeler
Olathe, Kansas 66062
Phone (913) 829-0101
Fax (913) 829-1181

21776

Page 2 of 4

Chain of Custody Record / Request for Analysis

Client Contact Name: SIM CUBBEDGE
Company Name: US ARMY CORPS OF ENGINEERS
Address: 120 W. OGLETHORPE, P.O. BOX 859
City, State, Zip: SAVANNAH, GA 31402
Phone #: (912) 652-5660
Fax #: (912) 652-6012

Project Name: HAAF - MCA BARRACKS
Project Number: _____
Purchase Order Number: 20. #0006
Project Due Date: _____
Project Comments: _____
Sampler's Signature: [Signature]

Analyses/Method to be Performed (Check all that apply)

Laboratory Project Number: <u>1652</u>					Method # --->																Please include any information that may be useful in the analysis of the sample. Example: high concentration				
Lab ID	Sample Description	Date	Time	Matrix	Total # Containers	Preservative List total number of bottles for each preservative type.					TPH Diesel	TPH Gasoline	BTEX	MTBE	Volatiles (VOCs)	BNAs (SVOCs)	Pesticides/PCBs	PCBs	RCRA8 Metals	Lead		Flash Point	Paint Filter	pH	Comments:
						HCl	HNO ₃	NaOH	H ₂ SO ₄	Unpreserved															
1652-09	HAAF-B159-1-30	4 DEC 02	1025	W	3					3															
1652-10	HAAF-B159-1-35	4 DEC 02	1040	W	3					3															
1652-11	HAAF-B159-4-Dup2	4 DEC 02	0800	W	3					3															
1652-12	HAAF-B159-1-40	4 DEC 02	1100	W	3					3															
1652-13	HAAF-B159-1-45	4 DEC 02	1120	W	3					3															
1652-14	HAAF-B159-4-10	4 DEC 02	1325	W	3					3															
1652-15	HAAF-B159-4-15	4 DEC 02	1335	W	3					3															
1652-16	HAAF-B159-4-20	4 DEC 02	1345	W	3					3															
1652-17	HAAF-B159-4-25	4 DEC 02	1350	W	3					3															
1652-18	HAAF-B159-4-30	4 DEC 02	1405	W	3					3															

C U S T O D Y	Relinquished By: <u>[Signature]</u>	Date/Time: <u>4 DEC 02 1845</u>	Received By: <u>FedEx</u>	Date/Time: <u>4 DEC 02 1845</u>
	Relinquished By: _____	Date/Time: _____	Received By: <u>[Signature]</u>	Date/Time: <u>12/05/02 09:40am</u>

By signing the request (chain of custody) you are ordering work from Analytical Management Laboratories, Inc. which constitutes the acceptance of the terms and conditions on the back of this form.

Delivery Method <input type="checkbox"/> Delivered in Person <input checked="" type="checkbox"/> Courier <u>FedEx</u> <input type="checkbox"/> Airtail # <u>See Sample Receipt Form</u>	Custody Seals <input checked="" type="checkbox"/> Yes <input type="checkbox"/> No <input type="checkbox"/> Intact <input type="checkbox"/> Broken	Coolant <input checked="" type="checkbox"/> Ice <input type="checkbox"/> Blue Ice <input type="checkbox"/> None	Cooler Temp. <input checked="" type="checkbox"/> Temp. Blank <input type="checkbox"/> Cooler	Receiving Comments: <u>2 cooler # 1 + 2 : 1.9°C</u>
---	---	---	---	---

VIII-242

0010



Analytical Management Laboratories, Inc.

15130 B South Keeler
Olathe, Kansas 66062
Phone (913) 829-0101
Fax (913) 829-1181

21777

Page 3 of 4

Chain of Custody Record / Request for Analysis

Client Contact Name: JIM CORBEDGECompany Name: US ARMY CORPS OF ENGINEERSAddress: 900 W. GLETHARPE, PO BOX 889City, State, Zip: SAVANNAH, GA 31402Phone #: (912) 652-5660Fax #: (912) 652-6012Project Name: HAAF-MXA BARRAMBS

Project Number: _____

Purchase Order Number: DO# 0006

Project Due Date: _____

Project Comments: _____

Sampler's Signature: [Signature]

Analyses/Method to be Performed (Check all that apply)

Laboratory Project Number: <u>1652</u>					Method # --->																Please include any information that may be useful in the analysis of the sample. Example: high concentration				
Lab ID	Sample Description	Date	Time	Matrix	Total # Containers	Preservative (List total number of bottles for each preservative type.)					TPH Diesel	TPH Gasoline	BTEX	MTBE	Volatiles (VOCs)	BNAs (SVOCs)	Pesticides/PCBs	PCBs	RCRA8 Metals	Lead		Flash Point	Paint Filter	pH	Comments:
						HCl	HNO ₃	NaOH	H ₂ SO ₄	Unpreserved															
1652-19	HAAF-B159-4-35	4 DEC 02	1425	W	3					3						3									
1652-20	HAAF-B159-4-40	4 DEC 02	1430	W	3					3						3									
1652-20	HAAF-B159-4-MS	4 DEC 02	1433	W	3					3						3									
1652-20	HAAF-B159-4-MSD	4 DEC 02	1435	W	3					3						3									
1652-21	HAAF-B159-4-45	4 DEC 02	1525	W	3					3						3									
1652-22	HAAF-B159-4-BLK2	4 DEC 02	1540	W	3					3						3									
1652-23	HAAF-B159-3-10	4 DEC 02	1615	W	3					3						3									
1652-24	HAAF-B159-3-15	4 DEC 02	1620	W	3					3						3									
1652-25	HAAF-B159-3-20	4 DEC 02	1630	W	3					3						3									
1652-26	HAAF-B159-3-25	4 DEC 02	1640	W	3					3						3									

C U S T O D Y	Relinquished By: <u>[Signature]</u>	Date/Time: <u>4 DEC 02 1845</u>	Received By: <u>Fed Ex</u>	Date/Time: <u>4 DEC 02 1845</u>
	Relinquished By: _____	Date/Time: _____	Received By: <u>[Signature]</u>	Date/Time: <u>12/05/02 09:40am</u>

By signing the request (chain of custody) you are ordering work from Analytical Management Laboratories, Inc. which constitutes the acceptance of the terms and conditions on the back of this form.

Delivery Method <input type="checkbox"/> Delivered in Person <input checked="" type="checkbox"/> Courier <u>FedEx</u> <input type="checkbox"/> Airbill # <u>See Sample Rpt form</u>	Custody Seals <input checked="" type="checkbox"/> Yes <input type="checkbox"/> No <input checked="" type="checkbox"/> Intact <input type="checkbox"/> Broken	Coolant <input checked="" type="checkbox"/> Ice <input type="checkbox"/> Blue Ice <input type="checkbox"/> None	Cooler Temp. <input checked="" type="checkbox"/> Temp. Blank <input type="checkbox"/> Cooler	Receiving Comments: <u>COOLER # 142 : 1.9°C</u>
---	---	---	---	---

VIII-243

0011



15130 B South Keeler
Olathe, Kansas 66062
Phone (913) 829-0101
Fax (913) 829-1181

Analytical Management Laboratories, Inc.

21803

Page 4 of 4

Chain of Custody Record / Request for Analysis

Client Contact Name: JIM CUBBAGE
Company Name: US ARMY CORPS OF ENGINEERS
Address: 100 W. OXLEYTHORPE, P.O. BOX 859
City, State, Zip: SAVANNAH, GA 31402
Phone #: (912) 652-5660
Fax #: (912) 652-6012

Project Name: HAAF MCA BARRACKS
Project Number: _____
Purchase Order Number: DO # 0006
Project Due Date: _____
Project Comments: _____
Sampler's Signature: [Signature]

Analyses/Method to be Performed (Check all that apply)

Laboratory Project Number: <u>1652</u>						Method # ---> <u>5260</u>															Please include any information that may be useful in the analysis of the sample. Example: high concentration				
Lab ID	Sample Description	Date	Time	Matrix	Total # Containers	Preservative List total number of bottles for each preservative type.					TPH Diesel	TPH Gasoline	BTEX	MTBE	Volatiles (VOCs)	BNAs (SVOCs)	Pesticides/PCBs	PCBs	RCRA8 Metals	Lead		Flash Point	Paint Filter	pH	Comments:
						HCl	HNO ₃	NaOH	H ₂ SO ₄	Unpreserved															
<u>1652-27</u>	<u>HAAF-B19-3-30</u>	<u>4DEC02</u>	<u>1650</u>	<u>W</u>	<u>3</u>																				
<u>1652-28</u>	<u>TRIP BLANK 2</u>																								
3																									
4																									
5																									
6																									
7																									
8																									
9																									
10																									

C U S T O D Y	Relinquished By: <u>[Signature]</u>	Date/Time: <u>4DEC02 1845</u>	Received By: <u>Frd Ex</u>	Date/Time: <u>4DEC02 1845</u>
	Relinquished By: _____	Date/Time: _____	Received By: <u>[Signature]</u>	Date/Time: <u>12105102 09:40am</u>

By signing the request (chain of custody) you are ordering work from Analytical Management Laboratories, Inc. which constitutes the acceptance of the terms and conditions on the back of this form.

Delivery Method <input type="checkbox"/> Delivered to Person <input checked="" type="checkbox"/> Courier <input type="checkbox"/> Airbill # <u>See Sample Rpt Form</u>	Custody Seals <input checked="" type="checkbox"/> Yes <input type="checkbox"/> No <input checked="" type="checkbox"/> Intact <input type="checkbox"/> Broken	Coolant <input checked="" type="checkbox"/> Ice <input type="checkbox"/> Blue Ice <input type="checkbox"/> None	Cooler Temp. <input checked="" type="checkbox"/> Temp. Blank <input type="checkbox"/> Cooler	Receiving Comments: <u>cooler # 1 & 2: 1.9°C</u>
--	---	---	--	--

VIII-244

0012

Client Contact Name: JIM CUBBEDGE
Company Name: USARMY CORPS OF ENGINEERS
Address: 100 W. OGLETHORPE, P.O. BOX 889
City, State, Zip: SAVANNAH, GA 31402
Phone #: (912) 652-5660
Fax #: (912) 652-6012

Project Name: HAAF-MCA BARRACKS
Project Number: _____
Purchase Order Number: DO # 0006
Project Due Date: _____
Project Comments: _____
Sampler's Signature: [Signature]

Analyses/Method to be Performed (Check all that apply)

Laboratory Project Number: 1665					Method # --->																													
Lab ID	Sample Description	Date	Time	Matrix	Total # Containers	Preservative List total number of bottles for each preservative type.					TPH Diesel	TPH Gasoline	BTEX	MTBE	Volatiles (VOCs)	BNAs (SVOCs)	Pesticides/PCBs	PCBs	RCRA8 Metals	Lead	Flash Point	Paint Filter	pH											
						HCl	HNO ₃	NaOH	H ₂ SO ₄	Unpreserved																				4° C				
1665-01	HAAF-B159-3-35	6 DEC 02	0835	W	3																													
1665-02	HAAF-B159-3-40	"	0905	W	3																													
1665-03	HAAF-B159-3-45	"	0925	W	3																													
1665-04	HAAF-B159-3-10	"	1225	W	3																													
1665-05	HAAF-B159-2-15	"	1235	W	3																													
1665-06	TRIP BLANK	-	-	W	2	2																												
1665-07	HAAF-B159-2-20	6 DEC 02	1250	W	3																													
1665-08	HAAF-B159-2-25	"	1305	W	3																													
1665-09	HAAF-B159-2-30	"	1320	W	3																													
1665-10	HAAF-DUP 3	6 DEC 02	0800	W	3																													
Please include any information that may be useful in the analysis of the sample. Example: high concentration																																		
Comments:																																		

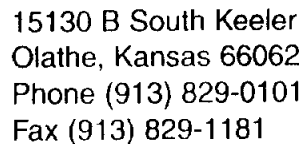
Please include any information that may be useful in the analysis of the sample.
Example: high concentration

Comments:

C U S T O D Y	Relinquished By: <u>[Signature]</u>	Date/Time: <u>6 DEC 02 1830</u>	Received By: <u>Fed Ex</u>	Date/Time: <u>6 DEC 02 1830</u>
	Relinquished By: _____	Date/Time: _____	Received By: <u>[Signature]</u>	Date/Time: <u>12/07/02 11:15am</u>

By signing the request (chain of custody) you are ordering work from Analytical Management Laboratories, Inc. which constitutes the acceptance of the terms and conditions on the back of this form.

Delivery Method <input checked="" type="checkbox"/> Delivered by Carrier <input type="checkbox"/> Courier <input type="checkbox"/> Airbill # <u>837547371572</u>	Custody Seals <input checked="" type="checkbox"/> Yes <input type="checkbox"/> No <input type="checkbox"/> Intact <input type="checkbox"/> Broken	Coolant <input checked="" type="checkbox"/> Ice <input type="checkbox"/> Blue Ice <input type="checkbox"/> None	Cooler Temp. <u>19</u> °C <input type="checkbox"/> Temp. Blank <input type="checkbox"/> Cooler	Receiving Comments:
---	---	---	---	---------------------



Chain of Custody Record / Request for Analysis

Client Contact Name: JIM CUBBEDGE
Company Name: US ARMY CORPS OF ENGINEERS
Address: 100 W. OGLETHORPE, P O BOX 889
City, State, Zip: SAVANNAH, GA 31402
Phone #: (912) 652-5660
Fax #: (912) 652-6012

Project Name: HAAF-MCA BARRACKS

Project Number: _____

Purchase Order Number: D O#0006

Project Due Date: _____

Project Comments: OK

Sampler's Signature: Dan Falasch

Analyses/Method to be Performed (Check all that apply)[illegible]

C U T O D Y	Relinquished By: <i>Daniel Clark</i>	Date/Time: 6 DEC 02 1830	Received By: <i>[Signature]</i>	Date/Time: 12/07/02 11:15am
	Relinquished By:	Date/Time:	Received By:	Date/Time:

By signing the request (chain of custody) you are ordering work from Analytical Management Laboratories, Inc. which constitutes the acceptance of the terms and conditions on the back of this form.

Delivery Method <input type="checkbox"/> Delivered in Person <input checked="" type="checkbox"/> Courier <input type="checkbox"/> Airbill #	Custody Seals <input checked="" type="checkbox"/> Yes <input type="checkbox"/> No <input type="checkbox"/> Intact <input type="checkbox"/> Broken	Coolant <input checked="" type="checkbox"/> Ice <input type="checkbox"/> Blue Ice <input type="checkbox"/> None	Cooler Temp. 1.9 °C <input checked="" type="checkbox"/> Temp Blank <input type="checkbox"/> Cooler	Receiving Comments:
---	---	---	--	----------------------------

VIII-246

0010

APPENDIX IX

CONTAMINATED SOIL DISPOSAL

THIS PAGE INTENTIONALLY LEFT BLANK.

Underground Storage Tanks 25 & 26, Facility ID #9-025008, were closed in place with concrete slurry in 1998. Soil was not excavated during in-place closure activities; therefore, soil disposal was not required for the site.

THIS PAGE INTENTIONALLY LEFT BLANK.

APPENDIX X

SITE RANKING FORM

THIS PAGE INTENTIONALLY LEFT BLANK.

The site ranking form associated with the benzene plume was presented in the Corrective Action Plan (CAP)–Part B report dated February 2000, and the site ranking score was 5,750. The site ranking form associated with the benzene plume is being updated with each semiannual monitoring sampling event being conducted under the Monitoring Only Plan and is presented in each annual monitoring only report for the site, which is due to the Georgia Environmental Protection Division in July of each year. The site ranking form does not account for the trichloroethene that is present at the site; therefore, the form was not updated as part of this document/addendum.

THIS PAGE INTENTIONALLY LEFT BLANK.

APPENDIX XI

PUBLIC NOTIFICATION

THIS PAGE INTENTIONALLY LEFT BLANK.

AFFIDAVIT OF PUBLICATION
SAVANNAH MORNING NEWS

STATE OF GEORGIA
COUNTY OF CHATHAM

Personally appeared before me, ELIZABETH MC LAUGHLIN, to me known, who being sworn, deposes and says:

That she is the CLASSIFIED INSIDE SALES MANAGER of Southeastern Newspaper Corporation, a Georgia corporation, doing business in Chatham County, Ga., under the trade name of Savannah Morning News, a daily newspaper published in said county;

That she/he is authorized to make affidavits of publication on behalf of said published corporation;

That said newspaper is of general circulation in said county and in the area adjacent thereto;

That she/he has reviewed the regular editions of the Savannah Morning News, published on:


Feb 16, 2003 Feb. 23, 2003,


_____, 2003, _____, 2003,
and finds that the following advertisement, to-wit:

PUBLIC NOTICE
Notification of
Corrective Action Plan
Underground Storage
Tank Releases
Fort Stewart, Georgia
The Georgia EPD
(GEPD) has required
Fort Stewart Directorate
of Public Works to
prepare Corrective
Action Plans Part A or
Part B to investigate
and/or clean up
contamination at the
underground storage
tank sites listed at the
end of this notification.
These plans will be
submitted to the GEPD
on or before April 30,
2003. If you want to
examine a copy of one or
more of the plans, please
contact:
Environmental Branch
(ATTN: T. Rutland)
Directorate of Public
Works, Building 1137
HQS 3D IN DIV (MECH)
and Fort Stewart
1550 Frank Cochran Dr.
Fort Stewart, GA
31314-4927.
A copy will be mailed at
a nominal fee.
Comments to the plan
will be accepted until
May 30, 2003, and should
be directed to GEPD at
(404) 262-2487. Following
is the mailing address:
GEPD USTMP
4244 International Pkwy,
Suite 104
Atlanta, GA 30354
Hunter Army Airfield -
Part B Underground
Storage Tank Sites
Site 12 & 26
Facility ID#9-025008
Building 1343

Appeared in each of said editions.
Sworn to and subscribed before me

This 1st day of March 2003


(Deponent)



Notary Public, Chatham County, Ga.

EUGENE J. CRONK
Notary Public, Chatham County, GA
My Commission Expires February 5, 2006

THIS PAGE INTENTIONALLY LEFT BLANK.

ATTACHMENT A
CERTIFICATES OF ANALYSIS

THIS PAGE INTENTIONALLY LEFT BLANK.



GENERAL ENGINEERING LABORATORIES, LLC

a Member of THE GEL GROUP, INC.

Meeting Today's Needs with a Vision for Tomorrow

Certificate of Analysis

Company : SAIC
Address : 151 Lafayette Drive
Oak Ridge, Tennessee 37831

Report Date: January 21, 2003

Contact: Leslie Barbour
Project: HAAF Long Term Monitoring

Page 1 of 2


Client Sample ID: AF6312
Sample ID: 63882003
Matrix: Water
Collect Date: 16-JUL-02 08:40
Receive Date: 19-JUL-02
Collector: Client

Project: SAIC00101
Client ID: SAIC031

Parameter	Qualifier	Result	DL	RL	Units	DF	Analyst	Date	Time	Batch	Method
Volatile Organics Federal											
<i>8260B Volatiles In Liquid Federal</i>											
1,1,1-Trichloroethane	HU	ND	0.340	1.00	ug/L	1	CDS1	07/30/02	1101	189667	1
1,1,2,2-Tetrachloroethane	HU	ND	0.490	1.00	ug/L	1					
1,1,2-Trichloroethane	HU	ND	0.440	1.00	ug/L	1					
1,1-Dichloroethane	HU	ND	0.410	1.00	ug/L	1					
1,1-Dichloroethylene	HU	ND	0.410	1.00	ug/L	1					
1,2-Dichloroethane	HU	ND	0.290	1.00	ug/L	1					
1,2-Dichloroethylene (total)	HU	ND	0.630	2.00	ug/L	1					
1,2-Dichloropropane	HU	ND	0.250	1.00	ug/L	1					
2-Butanone	HU	ND	2.31	5.00	ug/L	1					
2-Hexanone	HU	ND	1.45	5.00	ug/L	1					
4-Methyl-2-pentanone	HU	ND	1.78	5.00	ug/L	1					
Acetone	H	6.41	2.29	5.00	ug/L	1					
Benzene	HJ	0.921	0.330	1.00	ug/L	1					
Bromodichloromethane	HU	ND	0.380	1.00	ug/L	1					
Bromoform	HU	ND	0.500	1.00	ug/L	1					
Bromomethane	HU	ND	0.500	1.00	ug/L	1					
Carbon disulfide	HU	ND	1.91	5.00	ug/L	1					
Carbon tetrachloride	HU	ND	0.290	1.00	ug/L	1					
Chlorobenzene	HU	ND	0.320	1.00	ug/L	1					
Chloroethane	HU	ND	0.500	1.00	ug/L	1					
Chloroform	HU	ND	0.360	1.00	ug/L	1					
Chloromethane	HU	ND	0.500	1.00	ug/L	1					
Dibromochloromethane	HU	ND	0.290	1.00	ug/L	1					
Ethylbenzene	HU	ND	0.210	1.00	ug/L	1					
Methylene chloride	HU	ND	1.90	5.00	ug/L	1					
Styrene	HU	ND	0.250	1.00	ug/L	1					
Tetrachloroethylene	HU	ND	0.330	1.00	ug/L	1					
Toluene	H	2.40	0.390	1.00	ug/L	1					
Trichloroethylene	HU	ND	0.360	1.00	ug/L	1					
Vinyl chloride	HU	ND	0.550	1.00	ug/L	1					
Xylenes (total)	HJ	1.01	0.830	3.00	ug/L	1					
cis-1,3-Dichloropropylene	HU	ND	0.300	1.00	ug/L	1					
trans-1,3-Dichloropropylene	HU	ND	0.290	1.00	ug/L	1					

The following Prep Methods were performed

Method	Description	Analyst	Date	Time	Prep Batch
SW846 8260B	8260B Volatiles In Liquid Federal	CDS1	07/30/02	1101	189667



GENERAL ENGINEERING LABORATORIES, LLC

a Member of THE GEL GROUP, INC.

Meeting Today's Needs with a Vision for Tomorrow

Certificate of Analysis

Company : SAIC
Address : 151 Lafayette Drive
Oak Ridge, Tennessee 37831

Contact: Leslie Barbour
Project: HAAF Long Term Monitoring

Report Date: January 21, 2003

Page 2 of 2

Client Sample ID: AF6312
Sample ID: 63882003

Project: SAIC00101
Client ID: SAIC031

Parameter	Qualifier	Result	DL	RL	Units	DF	Analyst	Date	Time	Batch	Method
-----------	-----------	--------	----	----	-------	----	---------	------	------	-------	--------

The following Analytical Methods were performed

Method	Description	Analyst Comments
--------	-------------	------------------

I	SW846 8260B	
---	-------------	--

Surrogate recovery	Test	Recovery%	Acceptable Limits
Bromofluorobenzene	8260B Volatiles In Liquid Federal	115%	(67%-136%)
Dibromofluoromethane	8260B Volatiles In Liquid Federal	106%	(62%-148%)
Toluene-d8	8260B Volatiles In Liquid Federal	116%	(58%-139%)

Notes:

The Qualifiers in this report are defined as follows :


- < Actual result is less than amount reported
- > Actual result is greater than amount reported
- B Analyte found in the sample as well as the associated blank.
- BD Flag for results below the MDC or a flag for low tracer recovery.
- E Concentration exceeds instrument calibration range
- H Holding time exceeded
- J Indicates an estimated value. The result was greater than the detection limit, but less than the reporting limit.
- P The response between the confirmation column and the primary column is >40%D
- U Indicates the compound was analyzed for but not detected above the detection limit
- UI Uncertain identification for gamma spectroscopy.
- X Lab-specific qualifier - must be fully described in case narrative and data summary package
- Y QC Samples were not spiked with this compound.

The above sample is reported on an "as received" basis.

Where the analytical method has been performed under NELAP certification, the analysis has met all of the requirements of the NELAC standard unless qualified on the Certificate of Analysis.

This data report has been prepared and reviewed in accordance with General Engineering Laboratories, LLC standard operating procedures. Please direct any questions to your Project Manager, Valerie Davis.

Valerie Davis
Reviewed by



GENERAL ENGINEERING LABORATORIES, LLC

a Member of THE GEL GROUP, INC.

Meeting Today's Needs with a Vision for Tomorrow

Certificate of Analysis

Company : SAIC
Address : 151 Lafayette Drive
Oak Ridge, Tennessee 37831

Contact: Leslie Barbour
Project: HAAF Long Term Monitoring

Report Date: January 21, 2003

Page 1 of 2


Client Sample ID: AF6322
Sample ID: 63880018
Matrix: Water
Collect Date: 16-JUL-02 08:57
Receive Date: 19-JUL-02
Collector: Client

Project: SAIC00101
Client ID: SAIC031

Parameter	Qualifier	Result	DL	RL	Units	DF	Analyst	Date	Time	Batch	Method
Volatile Organics Federal											
<i>8260B Volatiles In Liquid Federal</i>											
1,1,1-Trichloroethane	U	ND	0.340	1.00	ug/L	1	RMB	07/29/02	1943	189515	1
1,1,2,2-Tetrachloroethane	U	ND	0.490	1.00	ug/L	1					
1,1,2-Trichloroethane	U	ND	0.440	1.00	ug/L	1					
1,1-Dichloroethane	U	ND	0.410	1.00	ug/L	1					
1,1-Dichloroethylene	U	ND	0.410	1.00	ug/L	1					
1,2-Dichloroethane	U	ND	0.290	1.00	ug/L	1					
1,2-Dichloroethylene (total)	U	ND	0.630	2.00	ug/L	1					
1,2-Dichloropropane	U	ND	0.250	1.00	ug/L	1					
2-Butanone	U	ND	2.31	5.00	ug/L	1					
2-Hexanone	U	ND	1.45	5.00	ug/L	1					
4-Methyl-2-pentanone	U	ND	1.78	5.00	ug/L	1					
Acetone	U	ND	2.29	5.00	ug/L	1					
Benzene		5.57	0.330	1.00	ug/L	1					
Bromodichloromethane	U	ND	0.380	1.00	ug/L	1					
Bromoform	U	ND	0.500	1.00	ug/L	1					
Bromomethane	U	ND	0.500	1.00	ug/L	1					
Carbon disulfide	U	ND	1.91	5.00	ug/L	1					
Carbon tetrachloride	U	ND	0.290	1.00	ug/L	1					
Chlorobenzene	U	ND	0.320	1.00	ug/L	1					
Chloroethane	U	ND	0.500	1.00	ug/L	1					
Chloroform	U	ND	0.360	1.00	ug/L	1					
Chloromethane	U	ND	0.500	1.00	ug/L	1					
Dibromochloromethane	U	ND	0.290	1.00	ug/L	1					
Ethylbenzene		3.47	0.210	1.00	ug/L	1					
Methylene chloride	U	ND	1.90	5.00	ug/L	1					
Styrene	U	ND	0.250	1.00	ug/L	1					
Tetrachloroethylene	U	ND	0.330	1.00	ug/L	1					
Toluene	J	0.829	0.390	1.00	ug/L	1					
Trichloroethylene	U	ND	0.360	1.00	ug/L	1					
Vinyl chloride	U	ND	0.550	1.00	ug/L	1					
Xylenes (total)	U	ND	0.830	3.00	ug/L	1					
cis-1,3-Dichloropropylene	U	ND	0.300	1.00	ug/L	1					
trans-1,3-Dichloropropylene	U	ND	0.290	1.00	ug/L	1					

The following Prep Methods were performed

Method	Description	Analyst	Date	Time	Prep Batch
SW846 8260B	8260B Volatiles In Liquid Federal	RMB	07/29/02	1943	189515



GENERAL ENGINEERING LABORATORIES, LLC

a Member of THE GEL GROUP, INC.

Meeting Today's Needs with a Vision for Tomorrow

Certificate of Analysis

Company : SAIC
Address : 151 Lafayette Drive
Oak Ridge, Tennessee 37831

Contact: Leslie Barbour
Project: HAAF Long Term Monitoring

Report Date: January 21, 2003

Page 2 of 2

Client Sample ID: AF6322
Sample ID: 63880018

Project: SAIC00101
Client ID: SAIC031

Parameter	Qualifier	Result	DL	RL	Units	DF	Analyst	Date	Time	Batch	Method
-----------	-----------	--------	----	----	-------	----	---------	------	------	-------	--------

The following Analytical Methods were performed

Method	Description	Analyst	Comments
--------	-------------	---------	----------

I	SW846 8260B		
---	-------------	--	--

Surrogate recovery	Test	Recovery%	Acceptable Limits
Bromofluorobenzene	8260B Volatiles In Liquid Federal	111%	(67%-136%)
Dibromofluoromethane	8260B Volatiles In Liquid Federal	104%	(62%-148%)
Toluene-d8	8260B Volatiles In Liquid Federal	99%	(58%-139%)

Notes:

The Qualifiers in this report are defined as follows :


- < Actual result is less than amount reported
- > Actual result is greater than amount reported
- B Analyte found in the sample as well as the associated blank.
- BD Flag for results below the MDC or a flag for low tracer recovery.
- E Concentration exceeds instrument calibration range
- H Holding time exceeded
- J Indicates an estimated value. The result was greater than the detection limit, but less than the reporting limit.
- P The response between the confirmation column and the primary column is >40%D
- U Indicates the compound was analyzed for but not detected above the detection limit
- UI Uncertain identification for gamma spectroscopy.
- X Lab-specific qualifier - must be fully described in case narrative and data summary package
- Y QC Samples were not spiked with this compound.

The above sample is reported on an "as received" basis.

Where the analytical method has been performed under NELAP certification, the analysis has met all of the requirements of the NELAC standard unless qualified on the Certificate of Analysis.

This data report has been prepared and reviewed in accordance with General Engineering Laboratories, LLC standard operating procedures. Please direct any questions to your Project Manager, Valerie Davis.

Reviewed by



GENERAL ENGINEERING LABORATORIES, LLC

a Member of THE GEL GROUP, INC.

Meeting Today's Needs with a Vision for Tomorrow

Certificate of Analysis

Company : SAIC
Address : 151 Lafayette Drive
Oak Ridge, Tennessee 37831

Contact: Leslie Barbour
Project: HAAF Long Term Monitoring

Report Date: January 21, 2003

Page 1 of 2


Client Sample ID: AF6332
Sample ID: 63880012
Matrix: Water
Collect Date: 16-JUL-02 09:13
Receive Date: 19-JUL-02
Collector: Client

Project: SAIC00101
Client ID: SAIC031

Parameter	Qualifier	Result	DL	RL	Units	DF	Analyst	Date	Time	Batch	Method
Volatile Organics Federal											
<i>8260B Volatiles In Liquid Federal</i>											
1,1,1-Trichloroethane	U	ND	0.340	1.00	ug/L	1	RMB	07/29/02	1644	189515	1
1,1,2,2-Tetrachloroethane	U	ND	0.490	1.00	ug/L	1					
1,1,2-Trichloroethane	U	ND	0.440	1.00	ug/L	1					
1,1-Dichloroethane	U	ND	0.410	1.00	ug/L	1					
1,1-Dichloroethylene	U	ND	0.410	1.00	ug/L	1					
1,2-Dichloroethane	U	ND	0.290	1.00	ug/L	1					
1,2-Dichloroethylene (total)	U	ND	0.630	2.00	ug/L	1					
1,2-Dichloropropane	U	ND	0.250	1.00	ug/L	1					
2-Butanone	U	ND	2.31	5.00	ug/L	1					
2-Hexanone	U	ND	1.45	5.00	ug/L	1					
4-Methyl-2-pentanone	U	ND	1.78	5.00	ug/L	1					
Acetone	U	ND	2.29	5.00	ug/L	1					
Benzene	U	ND	0.330	1.00	ug/L	1					
Bromodichloromethane	U	ND	0.380	1.00	ug/L	1					
Bromoform	U	ND	0.500	1.00	ug/L	1					
Bromomethane	U	ND	0.500	1.00	ug/L	1					
Carbon disulfide	U	ND	1.91	5.00	ug/L	1					
Carbon tetrachloride	U	ND	0.290	1.00	ug/L	1					
Chlorobenzene	U	ND	0.320	1.00	ug/L	1					
Chloroethane	U	ND	0.500	1.00	ug/L	1					
Chloroform	U	ND	0.360	1.00	ug/L	1					
Chloromethane	U	ND	0.500	1.00	ug/L	1					
Dibromochloromethane	U	ND	0.290	1.00	ug/L	1					
Ethylbenzene	U	ND	0.210	1.00	ug/L	1					
Methylene chloride	BJ	2.26	1.90	5.00	ug/L	1					
Styrene	U	ND	0.250	1.00	ug/L	1					
Tetrachloroethylene	U	ND	0.330	1.00	ug/L	1					
Toluene	J	0.741	0.390	1.00	ug/L	1					
Trichloroethylene	U	ND	0.360	1.00	ug/L	1					
Vinyl chloride	U	ND	0.550	1.00	ug/L	1					
Xylenes (total)	U	ND	0.830	3.00	ug/L	1					
cis-1,3-Dichloropropylene	U	ND	0.300	1.00	ug/L	1					
trans-1,3-Dichloropropylene	U	ND	0.290	1.00	ug/L	1					

The following Prep Methods were performed

Method	Description	Analyst	Date	Time	Prep Batch
SW846 8260B	8260B Volatiles In Liquid Federal	RMB	07/29/02	1644	189515



GENERAL ENGINEERING LABORATORIES, LLC

a Member of THE GEL GROUP, INC.

Meeting Today's Needs with a Vision for Tomorrow

Certificate of Analysis

Company : SAIC
Address : 151 Lafayette Drive
Oak Ridge, Tennessee 37831

Contact: Leslie Barbour
Project: HAAF Long Term Monitoring

Report Date: January 21, 2003

Page 2 of 2

Client Sample ID: AF6332
Sample ID: 63880012

Project: SAIC00101
Client ID: SAIC031

Parameter	Qualifier	Result	DL	RL	Units	DF	Analyst	Date	Time	Batch	Method
-----------	-----------	--------	----	----	-------	----	---------	------	------	-------	--------

The following Analytical Methods were performed

Method	Description	Analyst	Comments
--------	-------------	---------	----------

I	SW846 8260B		
---	-------------	--	--

Surrogate recovery	Test	Recovery%	Acceptable Limits
Bromofluorobenzene	8260B Volatiles In Liquid Federal	119%	(67%-136%)
Dibromofluoromethane	8260B Volatiles In Liquid Federal	104%	(62%-148%)
Toluene-d8	8260B Volatiles In Liquid Federal	99%	(58%-139%)

Notes:

The Qualifiers in this report are defined as follows :


- < Actual result is less than amount reported
- > Actual result is greater than amount reported
- B Analyte found in the sample as well as the associated blank.
- BD Flag for results below the MDC or a flag for low tracer recovery.
- E Concentration exceeds instrument calibration range
- H Holding time exceeded
- J Indicates an estimated value. The result was greater than the detection limit, but less than the reporting limit.
- P The response between the confirmation column and the primary column is >40%D
- U Indicates the compound was analyzed for but not detected above the detection limit
- UI Uncertain identification for gamma spectroscopy.
- X Lab-specific qualifier - must be fully described in case narrative and data summary package
- Y QC Samples were not spiked with this compound.

The above sample is reported on an "as received" basis.

Where the analytical method has been performed under NELAP certification, the analysis has met all of the requirements of the NELAC standard unless qualified on the Certificate of Analysis.

This data report has been prepared and reviewed in accordance with General Engineering Laboratories, LLC standard operating procedures. Please direct any questions to your Project Manager, Valerie Davis.

Reviewed by



GENERAL ENGINEERING LABORATORIES, LLC

a Member of THE GEL GROUP, INC.

Meeting Today's Needs with a Vision for Tomorrow

Certificate of Analysis

Company : SAIC
Address : 151 Lafayette Drive
Oak Ridge, Tennessee 37831

Contact: Leslie Barbour
Project: HAAF Long Term Monitoring

Report Date: January 21, 2003

Page 1 of 2


Client Sample ID: AF6342
Sample ID: 63880007
Matrix: Water
Collect Date: 16-JUL-02 09:31
Receive Date: 19-JUL-02
Collector: Client

Project: SAIC00101
Client ID: SAIC031

Parameter	Qualifier	Result	DL	RL	Units	DF	Analyst	Date	Time	Batch	Method
Volatile Organics Federal											
<i>8260B Volatiles In Liquid Federal</i>											
1,1,1-Trichloroethane	U	ND	0.340	1.00	ug/L	1	RMB	07/29/02	1414	189515	1
1,1,2,2-Tetrachloroethane	U	ND	0.490	1.00	ug/L	1					
1,1,2-Trichloroethane	U	ND	0.440	1.00	ug/L	1					
1,1-Dichloroethane	U	ND	0.410	1.00	ug/L	1					
1,1-Dichloroethylene	U	ND	0.410	1.00	ug/L	1					
1,2-Dichloroethane	U	ND	0.290	1.00	ug/L	1					
1,2-Dichloroethylene (total)	J	0.712	0.630	2.00	ug/L	1					
1,2-Dichloropropane	U	ND	0.250	1.00	ug/L	1					
2-Butanone	U	ND	2.31	5.00	ug/L	1					
2-Hexanone	U	ND	1.45	5.00	ug/L	1					
4-Methyl-2-pentanone	U	ND	1.78	5.00	ug/L	1					
Acetone	U	ND	2.29	5.00	ug/L	1					
Benzene	U	ND	0.330	1.00	ug/L	1					
Bromodichloromethane	U	ND	0.380	1.00	ug/L	1					
Bromoform	U	ND	0.500	1.00	ug/L	1					
Bromomethane	U	ND	0.500	1.00	ug/L	1					
Carbon disulfide	U	ND	1.91	5.00	ug/L	1					
Carbon tetrachloride	U	ND	0.290	1.00	ug/L	1					
Chlorobenzene	U	ND	0.320	1.00	ug/L	1					
Chloroethane	U	ND	0.500	1.00	ug/L	1					
Chloroform	U	ND	0.360	1.00	ug/L	1					
Chloromethane	U	ND	0.500	1.00	ug/L	1					
Dibromochloromethane	U	ND	0.290	1.00	ug/L	1					
Ethylbenzene	U	ND	0.210	1.00	ug/L	1					
Methylene chloride	U	ND	1.90	5.00	ug/L	1					
Styrene	U	ND	0.250	1.00	ug/L	1					
Tetrachloroethylene	U	ND	0.330	1.00	ug/L	1					
Toluene	J	0.768	0.390	1.00	ug/L	1					
Trichloroethylene		12.9	0.360	1.00	ug/L	1					
Vinyl chloride	U	ND	0.550	1.00	ug/L	1					
Xylenes (total)	U	ND	0.830	3.00	ug/L	1					
cis-1,3-Dichloropropylene	U	ND	0.300	1.00	ug/L	1					
trans-1,3-Dichloropropylene	U	ND	0.290	1.00	ug/L	1					

The following Prep Methods were performed

Method	Description	Analyst	Date	Time	Prep Batch
SW846 8260B	8260B Volatiles In Liquid Federal	RMB	07/29/02	1414	189515



GENERAL ENGINEERING LABORATORIES, LLC

a Member of THE GEL GROUP, INC.

Meeting Today's Needs with a Vision for Tomorrow

Certificate of Analysis

Company : SAIC
Address : 151 Lafayette Drive
Oak Ridge, Tennessee 37831

Contact: Leslie Barbour
Project: HAAF Long Term Monitoring

Report Date: January 21, 2003

Page 2 of 2

Client Sample ID: AF6342
Sample ID: 63880007

Project: SAIC00101
Client ID: SAIC031

Parameter	Qualifier	Result	DL	RL	Units	DF	Analyst	Date	Time	Batch	Method
-----------	-----------	--------	----	----	-------	----	---------	------	------	-------	--------

The following Analytical Methods were performed

Method	Description	Analyst	Comments
--------	-------------	---------	----------

I	SW846 8260B		
---	-------------	--	--

Surrogate recovery	Test	Recovery %	Acceptable Limits
Bromofluorobenzene	8260B Volatiles In Liquid Federal	124%	(67%-136%)
Dibromofluoromethane	8260B Volatiles In Liquid Federal	104%	(62%-148%)
Toluene-d8	8260B Volatiles In Liquid Federal	100%	(58%-139%)

Notes:

The Qualifiers in this report are defined as follows :


- < Actual result is less than amount reported
- > Actual result is greater than amount reported
- B Analyte found in the sample as well as the associated blank.
- BD Flag for results below the MDC or a flag for low tracer recovery.
- E Concentration exceeds instrument calibration range
- H Holding time exceeded
- J Indicates an estimated value. The result was greater than the detection limit, but less than the reporting limit.
- P The response between the confirmation column and the primary column is >40%D
- U Indicates the compound was analyzed for but not detected above the detection limit
- UI Uncertain identification for gamma spectroscopy.
- X Lab-specific qualifier - must be fully described in case narrative and data summary package
- Y QC Samples were not spiked with this compound.

The above sample is reported on an "as received" basis.

Where the analytical method has been performed under NELAP certification, the analysis has met all of the requirements of the NELAC standard unless qualified on the Certificate of Analysis.

This data report has been prepared and reviewed in accordance with General Engineering Laboratories, LLC standard operating procedures. Please direct any questions to your Project Manager, Valerie Davis.

Reviewed by



GENERAL ENGINEERING LABORATORIES, LLC

a Member of THE GEL GROUP, INC.

Meeting Today's Needs with a Vision for Tomorrow

Certificate of Analysis

Company : SAIC
Address : 151 Lafayette Drive
Oak Ridge, Tennessee 37831

Contact: Leslie Barbour
Project: HAAF Long Term Monitoring

Report Date: January 21, 2003

Page 1 of 2


Client Sample ID: AF6352
Sample ID: 63880017
Matrix: Water
Collect Date: 16-JUL-02 10:10
Receive Date: 19-JUL-02
Collector: Client

Project: SAIC00101
Client ID: SAIC031

Parameter	Qualifier	Result	DL	RL	Units	DF	Analyst	Date	Time	Batch	Method
Volatile Organics Federal											
<i>8260B Volatiles In Liquid Federal</i>											
1,1,1-Trichloroethane	U	ND	0.340	1.00	ug/L	1	RMB	07/29/02	1914	189515	1
1,1,2,2-Tetrachloroethane	U	ND	0.490	1.00	ug/L	1					
1,1,2-Trichloroethane	U	ND	0.440	1.00	ug/L	1					
1,1-Dichloroethane	U	ND	0.410	1.00	ug/L	1					
1,1-Dichloroethylene	U	ND	0.410	1.00	ug/L	1					
1,2-Dichloroethane	U	ND	0.290	1.00	ug/L	1					
1,2-Dichloroethylene (total)	J	1.19	0.630	2.00	ug/L	1					
1,2-Dichloropropane	U	ND	0.250	1.00	ug/L	1					
2-Butanone	U	ND	2.31	5.00	ug/L	1					
2-Hexanone	U	ND	1.45	5.00	ug/L	1					
4-Methyl-2-pentanone	U	ND	1.78	5.00	ug/L	1					
Acetone	U	ND	2.29	5.00	ug/L	1					
Benzene		1.85	0.330	1.00	ug/L	1					
Bromodichloromethane	U	ND	0.380	1.00	ug/L	1					
Bromoform	U	ND	0.500	1.00	ug/L	1					
Bromomethane	U	ND	0.500	1.00	ug/L	1					
Carbon disulfide	U	ND	1.91	5.00	ug/L	1					
Carbon tetrachloride	U	ND	0.290	1.00	ug/L	1					
Chlorobenzene	U	ND	0.320	1.00	ug/L	1					
Chloroethane	U	ND	0.500	1.00	ug/L	1					
Chloroform	U	ND	0.360	1.00	ug/L	1					
Chloromethane	U	ND	0.500	1.00	ug/L	1					
Dibromochloromethane	U	ND	0.290	1.00	ug/L	1					
Ethylbenzene		0.453	0.210	1.00	ug/L	1					
Methylene chloride	BJ	2.31	1.90	5.00	ug/L	1					
Styrene	U	ND	0.250	1.00	ug/L	1					
Tetrachloroethylene	U	ND	0.330	1.00	ug/L	1					
Toluene		2.03	0.390	1.00	ug/L	1					
Trichloroethylene		20.9	0.360	1.00	ug/L	1					
Vinyl chloride	U	ND	0.550	1.00	ug/L	1					
Xylenes (total)	U	ND	0.830	3.00	ug/L	1					
cis-1,3-Dichloropropylene	U	ND	0.300	1.00	ug/L	1					
trans-1,3-Dichloropropylene	U	ND	0.290	1.00	ug/L	1					

The following Prep Methods were performed

Method	Description	Analyst	Date	Time	Prep Batch
SW846 8260B	8260B Volatiles In Liquid Federal	RMB	07/29/02	1914	189515



GENERAL ENGINEERING LABORATORIES, LLC

a Member of THE GEL GROUP, INC.

Meeting Today's Needs with a Vision for Tomorrow

Certificate of Analysis

Company : SAIC
Address : 151 Lafayette Drive
Oak Ridge, Tennessee 37831

Contact: Leslie Barbour
Project: HAAF Long Term Monitoring

Report Date: January 21, 2003

Page 2 of 2

Client Sample ID: AF6352
Sample ID: 63880017

Project: SAIC00101
Client ID: SAIC031

Parameter	Qualifier	Result	DL	RL	Units	DF	Analyst	Date	Time	Batch	Method
-----------	-----------	--------	----	----	-------	----	---------	------	------	-------	--------

The following Analytical Methods were performed

Method	Description	Analyst	Comments
--------	-------------	---------	----------

1	SW846 8260B		
---	-------------	--	--

Surrogate recovery	Test	Recovery %	Acceptable Limits
Bromofluorobenzene	8260B Volatiles In Liquid Federal	121%	(67%-136%)
Dibromofluoromethane	8260B Volatiles In Liquid Federal	105%	(62%-148%)
Toluene-d8	8260B Volatiles In Liquid Federal	100%	(58%-139%)

Notes:

The Qualifiers in this report are defined as follows :


- < Actual result is less than amount reported
- > Actual result is greater than amount reported
- B Analyte found in the sample as well as the associated blank.
- BD Flag for results below the MDC or a flag for low tracer recovery.
- E Concentration exceeds instrument calibration range
- H Holding time exceeded
- J Indicates an estimated value. The result was greater than the detection limit, but less than the reporting limit.
- P The response between the confirmation column and the primary column is >40%D
- U Indicates the compound was analyzed for but not detected above the detection limit
- UI Uncertain identification for gamma spectroscopy.
- X Lab-specific qualifier - must be fully described in case narrative and data summary package
- Y QC Samples were not spiked with this compound.

The above sample is reported on an "as received" basis.

Where the analytical method has been performed under NELAP certification, the analysis has met all of the requirements of the NELAC standard unless qualified on the Certificate of Analysis.

This data report has been prepared and reviewed in accordance with General Engineering Laboratories, LLC standard operating procedures. Please direct any questions to your Project Manager, Valerie Davis.

Valerie Davis
Reviewed by



GENERAL ENGINEERING LABORATORIES, LLC

a Member of THE GEL GROUP, INC.

Meeting Today's Needs with a Vision for Tomorrow

Certificate of Analysis

Company : SAIC
Address : 151 Lafayette Drive
Oak Ridge, Tennessee 37831

Contact: Leslie Barbour
Project: HAAF Long Term Monitoring

Report Date: January 21, 2003

Page 1 of 2


Client Sample ID: AF6362
Sample ID: 63880010
Matrix: Water
Collect Date: 16-JUL-02 10:35
Receive Date: 19-JUL-02
Collector: Client

Project: SAIC00101
Client ID: SAIC031

Parameter	Qualifier	Result	DL	RL	Units	DF	Analyst	Date	Time	Batch	Method
Volatile Organics Federal											
<i>8260B Volatiles In Liquid Federal</i>											
1,1,1-Trichloroethane	U	ND	0.340	1.00	ug/L	1	RMB	07/29/02	1544	189515	1
1,1,2,2-Tetrachloroethane	U	ND	0.490	1.00	ug/L	1					
1,1,2-Trichloroethane	U	ND	0.440	1.00	ug/L	1					
1,1-Dichloroethane	U	ND	0.410	1.00	ug/L	1					
1,1-Dichloroethylene	U	ND	0.410	1.00	ug/L	1					
1,2-Dichloroethane	U	ND	0.290	1.00	ug/L	1					
1,2-Dichloroethylene (total)		4.49	0.630	2.00	ug/L	1					
1,2-Dichloropropane	U	ND	0.250	1.00	ug/L	1					
2-Butanone	U	ND	2.31	5.00	ug/L	1					
2-Hexanone	U	ND	1.45	5.00	ug/L	1					
4-Methyl-2-pentanone	U	ND	1.78	5.00	ug/L	1					
Acetone	U	ND	2.29	5.00	ug/L	1					
Benzene		3.04	0.330	1.00	ug/L	1					
Bromodichloromethane	U	ND	0.380	1.00	ug/L	1					
Bromoform	U	ND	0.500	1.00	ug/L	1					
Bromomethane	U	ND	0.500	1.00	ug/L	1					
Carbon disulfide	U	ND	1.91	5.00	ug/L	1					
Carbon tetrachloride	U	ND	0.290	1.00	ug/L	1					
Chlorobenzene	U	ND	0.320	1.00	ug/L	1					
Chloroethane	U	ND	0.500	1.00	ug/L	1					
Chloroform	U	ND	0.360	1.00	ug/L	1					
Chloromethane	U	ND	0.500	1.00	ug/L	1					
Dibromochloromethane	U	ND	0.290	1.00	ug/L	1					
Ethylbenzene	U	ND	0.210	1.00	ug/L	1					
Methylene chloride	BJ	2.00	1.90	5.00	ug/L	1					
Styrene	U	ND	0.250	1.00	ug/L	1					
Tetrachloroethylene	U	ND	0.330	1.00	ug/L	1					
Toluene	J	0.511	0.390	1.00	ug/L	1					
Trichloroethylene		71.7	0.360	1.00	ug/L	1					
Vinyl chloride	U	ND	0.550	1.00	ug/L	1					
Xylenes (total)	U	ND	0.830	3.00	ug/L	1					
cis-1,3-Dichloropropylene	U	ND	0.300	1.00	ug/L	1					
trans-1,3-Dichloropropylene	U	ND	0.290	1.00	ug/L	1					

The following Prep Methods were performed

Method	Description	Analyst	Date	Time	Prep Batch
SW846 8260B	8260B Volatiles In Liquid Federal	RMB	07/29/02	1544	189515



GENERAL ENGINEERING LABORATORIES, LLC

a Member of THE GEL GROUP, INC.

Meeting Today's Needs with a Vision for Tomorrow

Certificate of Analysis

Company : SAIC
Address : 151 Lafayette Drive
Oak Ridge, Tennessee 37831

Contact: Leslie Barbour
Project: HAAF Long Term Monitoring

Report Date: January 21, 2003

Page 2 of 2

Client Sample ID: AF6362
Sample ID: 63880010

Project: SAIC00101
Client ID: SAIC031

Parameter	Qualifier	Result	DL	RL	Units	DF	Analyst	Date	Time	Batch	Method
-----------	-----------	--------	----	----	-------	----	---------	------	------	-------	--------

The following Analytical Methods were performed

Method	Description	Analyst	Comments
--------	-------------	---------	----------

1	SW846 8260B		
---	-------------	--	--

Surrogate recovery	Test	Recovery %	Acceptable Limits
Bromofluorobenzene	8260B Volatiles In Liquid Federal	123%	(67%-136%)
Dibromofluoromethane	8260B Volatiles In Liquid Federal	105%	(62%-148%)
Toluene-d8	8260B Volatiles In Liquid Federal	99%	(58%-139%)

Notes:

The Qualifiers in this report are defined as follows :


- < Actual result is less than amount reported
- > Actual result is greater than amount reported
- B Analyte found in the sample as well as the associated blank.
- BD Flag for results below the MDC or a flag for low tracer recovery.
- E Concentration exceeds instrument calibration range
- H Holding time exceeded
- J Indicates an estimated value. The result was greater than the detection limit, but less than the reporting limit.
- P The response between the confirmation column and the primary column is >40%D
- U Indicates the compound was analyzed for but not detected above the detection limit
- UI Uncertain identification for gamma spectroscopy.
- X Lab-specific qualifier - must be fully described in case narrative and data summary package
- Y QC Samples were not spiked with this compound.

The above sample is reported on an "as received" basis.

Where the analytical method has been performed under NELAP certification, the analysis has met all of the requirements of the NELAC standard unless qualified on the Certificate of Analysis.

This data report has been prepared and reviewed in accordance with General Engineering Laboratories, LLC standard operating procedures. Please direct any questions to your Project Manager, Valerie Davis.

Valerie Davis
Reviewed by



GENERAL ENGINEERING LABORATORIES, LLC

a Member of THE GEL GROUP, INC.

Meeting Today's Needs with a Vision for Tomorrow

Certificate of Analysis

Company : SAIC
Address : 151 Lafayette Drive
Oak Ridge, Tennessee 37831

Contact: Leslie Barbour
Project: HAAF Long Term Monitoring

Report Date: January 21, 2003

Page 1 of 2


Client Sample ID: AF6394
Sample ID: 63880006
Matrix: Water
Collect Date: 16-JUL-02 10:35
Receive Date: 19-JUL-02
Collector: Client

Project: SAIC00101
Client ID: SAIC031

Parameter	Qualifier	Result	DL	RL	Units	DF	Analyst	Date	Time	Batch	Method
Volatile Organics Federal											
<i>8260B Volatiles In Liquid Federal</i>											
1,1,1-Trichloroethane	U	ND	0.340	1.00	ug/L	1	RMB	07/29/02	1345	189515	1
1,1,2,2-Tetrachloroethane	U	ND	0.490	1.00	ug/L	1					
1,1,2-Trichloroethane	U	ND	0.440	1.00	ug/L	1					
1,1-Dichloroethane	U	ND	0.410	1.00	ug/L	1					
1,1-Dichloroethylene	U	ND	0.410	1.00	ug/L	1					
1,2-Dichloroethane	U	ND	0.290	1.00	ug/L	1					
1,2-Dichloroethylene (total)		4.21	0.630	2.00	ug/L	1					
1,2-Dichloropropane	U	ND	0.250	1.00	ug/L	1					
2-Butanone	U	ND	2.31	5.00	ug/L	1					
2-Hexanone	U	ND	1.45	5.00	ug/L	1					
4-Methyl-2-pentanone	U	ND	1.78	5.00	ug/L	1					
Acetone	U	ND	2.29	5.00	ug/L	1					
Benzene		3.02	0.330	1.00	ug/L	1					
Bromodichloromethane	U	ND	0.380	1.00	ug/L	1					
Bromoform	U	ND	0.500	1.00	ug/L	1					
Bromomethane	U	ND	0.500	1.00	ug/L	1					
Carbon disulfide	U	ND	1.91	5.00	ug/L	1					
Carbon tetrachloride	U	ND	0.290	1.00	ug/L	1					
Chlorobenzene	U	ND	0.320	1.00	ug/L	1					
Chloroethane	U	ND	0.500	1.00	ug/L	1					
Chloroform	U	ND	0.360	1.00	ug/L	1					
Chloromethane	U	ND	0.500	1.00	ug/L	1					
Dibromochloromethane	U	ND	0.290	1.00	ug/L	1					
Ethylbenzene	U	ND	0.210	1.00	ug/L	1					
Methylene chloride	BJ	2.19	1.90	5.00	ug/L	1					
Styrene	U	ND	0.250	1.00	ug/L	1					
Tetrachloroethylene	U	ND	0.330	1.00	ug/L	1					
Toluene	J	0.529	0.390	1.00	ug/L	1					
Trichloroethylene		68.7	0.360	1.00	ug/L	1					
Vinyl chloride	U	ND	0.550	1.00	ug/L	1					
Xylenes (total)	U	ND	0.830	3.00	ug/L	1					
cis-1,3-Dichloropropylene	U	ND	0.300	1.00	ug/L	1					
trans-1,3-Dichloropropylene	U	ND	0.290	1.00	ug/L	1					

The following Prep Methods were performed

Method	Description	Analyst	Date	Time	Prep Batch
SW846 8260B	8260B Volatiles In Liquid Federal	RMB	07/29/02	1345	189515



GENERAL ENGINEERING LABORATORIES, LLC

a Member of THE GEL GROUP, INC.

Meeting Today's Needs with a Vision for Tomorrow

Certificate of Analysis

Company : SAIC
Address : 151 Lafayette Drive
Oak Ridge, Tennessee 37831

Report Date: January 21, 2003

Contact: Leslie Barbour
Project: HAAF Long Term Monitoring

Page 2 of 2

Client Sample ID: AF6394
Sample ID: 63880006

Project: SAIC00101
Client ID: SAIC031

Parameter	Qualifier	Result	DL	RL	Units	DF	Analyst	Date	Time	Batch	Method
-----------	-----------	--------	----	----	-------	----	---------	------	------	-------	--------

The following Analytical Methods were performed

Method	Description	Analyst	Comments
--------	-------------	---------	----------

1	SW846 8260B		
---	-------------	--	--

Surrogate recovery	Test	Recovery%	Acceptable Limits
Bromofluorobenzene	8260B Volatiles In Liquid Federal	122%	(67%-136%)
Dibromofluoromethane	8260B Volatiles In Liquid Federal	104%	(62%-148%)
Toluene-d8	8260B Volatiles In Liquid Federal	100%	(58%-139%)

Notes:

The Qualifiers in this report are defined as follows :


- < Actual result is less than amount reported
- > Actual result is greater than amount reported
- B Analyte found in the sample as well as the associated blank.
- BD Flag for results below the MDC or a flag for low tracer recovery.
- E Concentration exceeds instrument calibration range
- H Holding time exceeded
- J Indicates an estimated value. The result was greater than the detection limit, but less than the reporting limit.
- P The response between the confirmation column and the primary column is >40%D
- U Indicates the compound was analyzed for but not detected above the detection limit
- UI Uncertain identification for gamma spectroscopy.
- X Lab-specific qualifier - must be fully described in case narrative and data summary package
- Y QC Samples were not spiked with this compound.

The above sample is reported on an "as received" basis.

Where the analytical method has been performed under NELAP certification, the analysis has met all of the requirements of the NELAC standard unless qualified on the Certificate of Analysis.

This data report has been prepared and reviewed in accordance with General Engineering Laboratories, LLC standard operating procedures. Please direct any questions to your Project Manager, Valerie Davis.

Reviewed by



GENERAL ENGINEERING LABORATORIES, LLC

a Member of THE GEL GROUP, INC.

Meeting Today's Needs with a Vision for Tomorrow

Certificate of Analysis

Company : SAIC
Address : 151 Lafayette Drive
Oak Ridge, Tennessee 37831

Contact: Leslie Barbour
Project: HAAF Long Term Monitoring

Report Date: January 21, 2003

Page 1 of 2


Client Sample ID: AF6372
Sample ID: 63880011
Matrix: Water
Collect Date: 16-JUL-02 11:08
Receive Date: 19-JUL-02
Collector: Client

Project: SAIC00101
Client ID: SAIC031

Parameter	Qualifier	Result	DL	RL	Units	DF	Analyst	Date	Time	Batch	Method
Volatile Organics Federal											
<i>8260B Volatiles In Liquid Federal</i>											
1,1,1-Trichloroethane	U	ND	0.340	1.00	ug/L	1	RMB	07/29/02	1614	189515	1
1,1,2,2-Tetrachloroethane	U	ND	0.490	1.00	ug/L	1					
1,1,2-Trichloroethane	U	ND	0.440	1.00	ug/L	1					
1,1-Dichloroethane	U	ND	0.410	1.00	ug/L	1					
1,1-Dichloroethylene	U	ND	0.410	1.00	ug/L	1					
1,2-Dichloroethane	U	ND	0.290	1.00	ug/L	1					
1,2-Dichloroethylene (total)	U	ND	0.630	2.00	ug/L	1					
1,2-Dichloropropane	U	ND	0.250	1.00	ug/L	1					
2-Butanone	U	ND	2.31	5.00	ug/L	1					
2-Hexanone	U	ND	1.45	5.00	ug/L	1					
4-Methyl-2-pentanone	U	ND	1.78	5.00	ug/L	1					
Acetone	U	ND	2.29	5.00	ug/L	1					
Benzene		1.35	0.330	1.00	ug/L	1					
Bromodichloromethane	U	ND	0.380	1.00	ug/L	1					
Bromoform	U	ND	0.500	1.00	ug/L	1					
Bromomethane	U	ND	0.500	1.00	ug/L	1					
Carbon disulfide	U	ND	1.91	5.00	ug/L	1					
Carbon tetrachloride	U	ND	0.290	1.00	ug/L	1					
Chlorobenzene	U	ND	0.320	1.00	ug/L	1					
Chloroethane	U	ND	0.500	1.00	ug/L	1					
Chloroform	U	ND	0.360	1.00	ug/L	1					
Chloromethane	U	ND	0.500	1.00	ug/L	1					
Dibromochloromethane	U	ND	0.290	1.00	ug/L	1					
Ethylbenzene	J	0.642	0.210	1.00	ug/L	1					
Methylene chloride	U	ND	1.90	5.00	ug/L	1					
Styrene	U	ND	0.250	1.00	ug/L	1					
Tetrachloroethylene	U	ND	0.330	1.00	ug/L	1					
Toluene	J	0.565	0.390	1.00	ug/L	1					
Trichloroethylene	J	0.886	0.360	1.00	ug/L	1					
Vinyl chloride	U	ND	0.550	1.00	ug/L	1					
Xylenes (total)	U	ND	0.830	3.00	ug/L	1					
cis-1,3-Dichloropropylene	U	ND	0.300	1.00	ug/L	1					
trans-1,3-Dichloropropylene	U	ND	0.290	1.00	ug/L	1					

The following Prep Methods were performed

Method	Description	Analyst	Date	Time	Prep Batch
SW846 8260B	8260B Volatiles In Liquid Federal	RMB	07/29/02	1614	189515



GENERAL ENGINEERING LABORATORIES, LLC

a Member of THE GEL GROUP, INC.

Meeting Today's Needs with a Vision for Tomorrow

Certificate of Analysis

Company : SAIC
Address : 151 Lafayette Drive
Oak Ridge, Tennessee 37831

Contact: Leslie Barbour
Project: HAAF Long Term Monitoring

Report Date: January 21, 2003

Page 2 of 2

Client Sample ID: AF6372
Sample ID: 63880011

Project: SAIC00101
Client ID: SAIC031

Parameter	Qualifier	Result	DL	RL	Units	DF	Analyst	Date	Time	Batch	Method
-----------	-----------	--------	----	----	-------	----	---------	------	------	-------	--------

The following Analytical Methods were performed

Method	Description	Analyst	Comments
--------	-------------	---------	----------

I	SW846 8260B		
---	-------------	--	--

Surrogate recovery	Test	Recovery %	Acceptable Limits
Bromofluorobenzene	8260B Volatiles In Liquid Federal	118%	(67%-136%)
Dibromofluoromethane	8260B Volatiles In Liquid Federal	103%	(62%-148%)
Toluene-d8	8260B Volatiles In Liquid Federal	99%	(58%-139%)

Notes:

The Qualifiers in this report are defined as follows :


- < Actual result is less than amount reported
- > Actual result is greater than amount reported
- B Analyte found in the sample as well as the associated blank.
- BD Flag for results below the MDC or a flag for low tracer recovery.
- E Concentration exceeds instrument calibration range
- H Holding time exceeded
- J Indicates an estimated value. The result was greater than the detection limit, but less than the reporting limit.
- P The response between the confirmation column and the primary column is >40%D
- U Indicates the compound was analyzed for but not detected above the detection limit
- UI Uncertain identification for gamma spectroscopy.
- X Lab-specific qualifier - must be fully described in case narrative and data summary package
- Y QC Samples were not spiked with this compound.

The above sample is reported on an "as received" basis.

Where the analytical method has been performed under NELAP certification, the analysis has met all of the requirements of the NELAC standard unless qualified on the Certificate of Analysis.

This data report has been prepared and reviewed in accordance with General Engineering Laboratories, LLC standard operating procedures. Please direct any questions to your Project Manager, Valerie Davis.

Reviewed by



GENERAL ENGINEERING LABORATORIES, LLC

a Member of THE GEL GROUP, INC.

Meeting Today's Needs with a Vision for Tomorrow

Certificate of Analysis

Company : SAIC
Address : 151 Lafayette Drive
Oak Ridge, Tennessee 37831

Contact: Leslie Barbour
Project: HAAF Long Term Monitoring

Report Date: January 21, 2003

Page 1 of 2


Client Sample ID: AF6382
Sample ID: 63882001
Matrix: Water
Collect Date: 16-JUL-02 11:42
Receive Date: 19-JUL-02
Collector: Client

Project: SAIC00101
Client ID: SAIC031

Parameter	Qualifier	Result	DL	RL	Units	DF	Analyst	Date	Time	Batch	Method
Volatile Organics Federal											
<i>8260B Volatiles In Liquid Federal</i>											
1,1,1-Trichloroethane	U	ND	8.50	25.0	ug/L	25	CDS1	07/30/02	1004	189667	1
1,1,2,2-Tetrachloroethane	U	ND	12.3	25.0	ug/L	25					
1,1,2-Trichloroethane	U	ND	11.0	25.0	ug/L	25					
1,1-Dichloroethane	U	ND	10.3	25.0	ug/L	25					
1,1-Dichloroethylene	U	ND	10.3	25.0	ug/L	25					
1,2-Dichloroethane	U	ND	7.25	25.0	ug/L	25					
1,2-Dichloroethylene (total)		117	15.8	50.0	ug/L	25					
1,2-Dichloropropane	U	ND	6.25	25.0	ug/L	25					
2-Butanone	U	ND	57.8	125	ug/L	25					
2-Hexanone	U	ND	36.3	125	ug/L	25					
4-Methyl-2-pentanone	U	ND	44.5	125	ug/L	25					
Acetone	U	ND	57.3	125	ug/L	25					
Benzene	U	ND	8.25	25.0	ug/L	25					
Bromodichloromethane	U	ND	9.50	25.0	ug/L	25					
Bromoform	U	ND	12.5	25.0	ug/L	25					
Bromomethane	U	ND	12.5	25.0	ug/L	25					
Carbon disulfide	U	ND	47.8	125	ug/L	25					
Carbon tetrachloride	U	ND	7.25	25.0	ug/L	25					
Chlorobenzene	U	ND	8.00	25.0	ug/L	25					
Chloroethane	U	ND	12.5	25.0	ug/L	25					
Chloroform	U	ND	9.00	25.0	ug/L	25					
Chloromethane	U	ND	12.5	25.0	ug/L	25					
Dibromochloromethane	U	ND	7.25	25.0	ug/L	25					
Ethylbenzene	U	ND	5.25	25.0	ug/L	25					
Methylene chloride	U	ND	47.5	125	ug/L	25					
Styrene	U	ND	6.25	25.0	ug/L	25					
Tetrachloroethylene	U	ND	8.25	25.0	ug/L	25					
Toluene	U	ND	9.75	25.0	ug/L	25					
Trichloroethylene		1250	9.00	25.0	ug/L	25					
Vinyl chloride	U	ND	13.8	25.0	ug/L	25					
Xylenes (total)	U	ND	20.8	75.0	ug/L	25					
cis-1,3-Dichloropropylene	U	ND	7.50	25.0	ug/L	25					
trans-1,3-Dichloropropylene	U	ND	7.25	25.0	ug/L	25					

The following Prep Methods were performed

Method	Description	Analyst	Date	Time	Prep Batch
		CDS1	07/30/02	1004	189667



GENERAL ENGINEERING LABORATORIES, LLC

a Member of THE GEL GROUP, INC.

Meeting Today's Needs with a Vision for Tomorrow

Certificate of Analysis

Company : SAIC
Address : 151 Lafayette Drive
Oak Ridge, Tennessee 37831

Report Date: January 21, 2003

Contact: Leslie Barbour
Project: HAAF Long Term Monitoring

Page 2 of 2

Client Sample ID: AF6382
Sample ID: 63882001

Project: SAIC00101
Client ID: SAIC031

Parameter	Qualifier	Result	DL	RL	Units	DF	Analyst	Date	Time	Batch	Method
SW846 8260B	8260B	Volatiles In Liquid Federal									

The following Analytical Methods were performed

Method	Description	Analyst	Comments
1	SW846 8260B		

Surrogate recovery	Test	Recovery %	Acceptable Limits
Bromofluorobenzene	8260B Volatiles In Liquid Federal	115%	(67%-136%)
Dibromofluoromethane	8260B Volatiles In Liquid Federal	107%	(62%-148%)
Toluene-d8	8260B Volatiles In Liquid Federal	114%	(58%-139%)

Notes:

The Qualifiers in this report are defined as follows :

- < Actual result is less than amount reported
- > Actual result is greater than amount reported
- B Analyte found in the sample as well as the associated blank.
- BD Flag for results below the MDC or a flag for low tracer recovery.
- E Concentration exceeds instrument calibration range
- H Holding time exceeded
- J Indicates an estimated value. The result was greater than the detection limit, but less than the reporting limit.
- P The response between the confirmation column and the primary column is >40%D
- U Indicates the compound was analyzed for but not detected above the detection limit
- UI Uncertain identification for gamma spectroscopy.
- X Lab-specific qualifier - must be fully described in case narrative and data summary package
- Y QC Samples were not spiked with this compound.


The above sample is reported on an "as received" basis.

Where the analytical method has been performed under NELAP certification, the analysis has met all of the requirements of the NELAC standard unless qualified on the Certificate of Analysis.

This data report has been prepared and reviewed in accordance with General Engineering Laboratories, LLC standard operating procedures. Please direct any questions to your Project Manager, Valerie Davis.

Valerie Davis

Reviewed by



GENERAL ENGINEERING LABORATORIES, LLC

a Member of THE GEL GROUP, INC.

Meeting Today's Needs with a Vision for Tomorrow

Certificate of Analysis

Company : SAIC
Address : 151 Lafayette Drive
Oak Ridge, Tennessee 37831

Contact: Leslie Barbour
Project: HAAF Long Term Monitoring

Report Date: January 21, 2003

Page 1 of 2


Client Sample ID: AF6392
Sample ID: 63882005
Matrix: Water
Collect Date: 16-JUL-02 12:42
Receive Date: 19-JUL-02
Collector: Client

Project: SAIC00101
Client ID: SAIC031

Parameter	Qualifier	Result	DL	RL	Units	DF	Analyst	Date	Time	Batch	Method
Volatile Organics Federal											
<i>8260B Volatiles In Liquid Federal</i>											
1,1,1-Trichloroethane	U	ND	1.70	5.00	ug/L	5	CDS1	07/30/02	1158	189667	1
1,1,2,2-Tetrachloroethane	U	ND	2.45	5.00	ug/L	5					
1,1,2-Trichloroethane	U	ND	2.20	5.00	ug/L	5					
1,1-Dichloroethane	U	ND	2.05	5.00	ug/L	5					
1,1-Dichloroethylene	U	ND	2.05	5.00	ug/L	5					
1,2-Dichloroethane	U	ND	1.45	5.00	ug/L	5					
1,2-Dichloroethylene (total)		38.7	3.15	10.0	ug/L	5					
1,2-Dichloropropane	U	ND	1.25	5.00	ug/L	5					
2-Butanone	U	ND	11.6	25.0	ug/L	5					
2-Hexanone	U	ND	7.25	25.0	ug/L	5					
4-Methyl-2-pentanone	U	ND	8.90	25.0	ug/L	5					
Acetone	U	ND	11.5	25.0	ug/L	5					
Benzene	U	ND	1.65	5.00	ug/L	5					
Bromodichloromethane	U	ND	1.90	5.00	ug/L	5					
Bromoform	U	ND	2.50	5.00	ug/L	5					
Bromomethane	U	ND	2.50	5.00	ug/L	5					
Carbon disulfide	U	ND	9.55	25.0	ug/L	5					
Carbon tetrachloride	U	ND	1.45	5.00	ug/L	5					
Chlorobenzene	U	ND	1.60	5.00	ug/L	5					
Chloroethane	U	ND	2.50	5.00	ug/L	5					
Chloroform	U	ND	1.80	5.00	ug/L	5					
Chloromethane	U	ND	2.50	5.00	ug/L	5					
Dibromochloromethane	U	ND	1.45	5.00	ug/L	5					
Ethylbenzene	U	ND	1.05	5.00	ug/L	5					
Methylene chloride	U	ND	9.50	25.0	ug/L	5					
Styrene	U	ND	1.25	5.00	ug/L	5					
Tetrachloroethylene	U	ND	1.65	5.00	ug/L	5					
Toluene	J	3.82	1.95	5.00	ug/L	5					
Trichloroethylene		344	1.80	5.00	ug/L	5					
Vinyl chloride	U	ND	2.75	5.00	ug/L	5					
Xylenes (total)	U	ND	4.15	15.0	ug/L	5					
cis-1,3-Dichloropropylene	U	ND	1.50	5.00	ug/L	5					
trans-1,3-Dichloropropylene	U	ND	1.45	5.00	ug/L	5					

The following Prep Methods were performed

Method	Description	Analyst	Date	Time	Prep Batch
SW846 8260B	8260B Volatiles In Liquid Federal	CDS1	07/30/02	1158	189667



GENERAL ENGINEERING LABORATORIES, LLC

a Member of THE GEL GROUP, INC.

Meeting Today's Needs with a Vision for Tomorrow

Certificate of Analysis

Company : SAIC
Address : 151 Lafayette Drive
Oak Ridge, Tennessee 37831

Contact: Leslie Barbour
Project: HAAF Long Term Monitoring

Report Date: January 21, 2003

Page 2 of 2

Client Sample ID: AF6392
Sample ID: 63882005

Project: SAIC00101
Client ID: SAIC031

Parameter	Qualifier	Result	DL	RL	Units	DF	Analyst	Date	Time	Batch	Method
-----------	-----------	--------	----	----	-------	----	---------	------	------	-------	--------

The following Analytical Methods were performed

Method	Description	Analyst	Comments
--------	-------------	---------	----------

1	SW846 8260B		
---	-------------	--	--

Surrogate recovery	Test	Recovery %	Acceptable Limits
Bromofluorobenzene	8260B Volatiles In Liquid Federal	117%	(67%-136%)
Dibromofluoromethane	8260B Volatiles In Liquid Federal	111%	(62%-148%)
Toluene-d8	8260B Volatiles In Liquid Federal	117%	(58%-139%)

Notes:

The Qualifiers in this report are defined as follows :


- < Actual result is less than amount reported
- > Actual result is greater than amount reported
- B Analyte found in the sample as well as the associated blank.
- BD Flag for results below the MDC or a flag for low tracer recovery.
- E Concentration exceeds instrument calibration range
- H Holding time exceeded
- J Indicates an estimated value. The result was greater than the detection limit, but less than the reporting limit.
- P The response between the confirmation column and the primary column is >40%D
- U Indicates the compound was analyzed for but not detected above the detection limit
- UI Uncertain identification for gamma spectroscopy.
- X Lab-specific qualifier - must be fully described in case narrative and data summary package
- Y QC Samples were not spiked with this compound.

The above sample is reported on an "as received" basis.

Where the analytical method has been performed under NELAP certification, the analysis has met all of the requirements of the NELAC standard unless qualified on the Certificate of Analysis.

This data report has been prepared and reviewed in accordance with General Engineering Laboratories, LLC standard operating procedures. Please direct any questions to your Project Manager, Valerie Davis.

Reviewed by



GENERAL ENGINEERING LABORATORIES, LLC

a Member of THE GEL GROUP, INC.

Meeting Today's Needs with a Vision for Tomorrow

Certificate of Analysis

Company : SAIC
Address : 151 Lafayette Drive
Oak Ridge, Tennessee 37831

Contact: Leslie Barbour
Project: HAAF Long Term Monitoring

Report Date: January 21, 2003

Page 1 of 2


Client Sample ID: AF6422
Sample ID: 63880009
Matrix: Water
Collect Date: 16-JUL-02 14:40
Receive Date: 19-JUL-02
Collector: Client

Project: SAIC00101
Client ID: SAIC031

Parameter	Qualifier	Result	DL	RL	Units	DF	Analyst	Date	Time	Batch	Method
Volatile Organics Federal											
<i>8260B Volatiles In Liquid Federal</i>											
1,1,1-Trichloroethane	U	ND	0.340	1.00	ug/L	1	RMB	07/29/02	1514	189515	1
1,1,2,2-Tetrachloroethane	U	ND	0.490	1.00	ug/L	1					
1,1,2-Trichloroethane	U	ND	0.440	1.00	ug/L	1					
1,1-Dichloroethane	U	ND	0.410	1.00	ug/L	1					
1,1-Dichloroethylene	U	ND	0.410	1.00	ug/L	1					
1,2-Dichloroethane	U	ND	0.290	1.00	ug/L	1					
1,2-Dichloroethylene (total)	U	ND	0.630	2.00	ug/L	1					
1,2-Dichloropropane	U	ND	0.250	1.00	ug/L	1					
2-Butanone	U	ND	2.31	5.00	ug/L	1					
2-Hexanone	U	ND	1.45	5.00	ug/L	1					
4-Methyl-2-pentanone	U	ND	1.78	5.00	ug/L	1					
Acetone	U	ND	2.29	5.00	ug/L	1					
Benzene	U	ND	0.330	1.00	ug/L	1					
Bromodichloromethane	U	ND	0.380	1.00	ug/L	1					
Bromoform	U	ND	0.500	1.00	ug/L	1					
Bromomethane	U	ND	0.500	1.00	ug/L	1					
Carbon disulfide	U	ND	1.91	5.00	ug/L	1					
Carbon tetrachloride	U	ND	0.290	1.00	ug/L	1					
Chlorobenzene	U	ND	0.320	1.00	ug/L	1					
Chloroethane	U	ND	0.500	1.00	ug/L	1					
Chloroform	U	ND	0.360	1.00	ug/L	1					
Chloromethane	U	ND	0.500	1.00	ug/L	1					
Dibromochloromethane	U	ND	0.290	1.00	ug/L	1					
Ethylbenzene	U	ND	0.210	1.00	ug/L	1					
Methylene chloride	BJ	2.08	1.90	5.00	ug/L	1					
Styrene	U	ND	0.250	1.00	ug/L	1					
Tetrachloroethylene	U	ND	0.330	1.00	ug/L	1					
Toluene		1.05	0.390	1.00	ug/L	1					
Trichloroethylene	U	ND	0.360	1.00	ug/L	1					
Vinyl chloride	U	ND	0.550	1.00	ug/L	1					
Xylenes (total)	U	ND	0.830	3.00	ug/L	1					
cis-1,3-Dichloropropylene	U	ND	0.300	1.00	ug/L	1					
trans-1,3-Dichloropropylene	U	ND	0.290	1.00	ug/L	1					

The following Prep Methods were performed

Method	Description	Analyst	Date	Time	Prep Batch
SW846 8260B	8260B Volatiles In Liquid Federal	RMB	07/29/02	1514	189515



GENERAL ENGINEERING LABORATORIES, LLC

a Member of THE GEL GROUP, INC.

Meeting Today's Needs with a Vision for Tomorrow

Certificate of Analysis

Company : SAIC
Address : 151 Lafayette Drive
Oak Ridge, Tennessee 37831

Contact: Leslie Barbour
Project: HAAF Long Term Monitoring

Report Date: January 21, 2003

Page 2 of 2

Client Sample ID: AF6422
Sample ID: 63880009

Project: SAIC00101
Client ID: SAIC031

Parameter	Qualifier	Result	DL	RL	Units	DF	Analyst	Date	Time	Batch	Method
-----------	-----------	--------	----	----	-------	----	---------	------	------	-------	--------

The following Analytical Methods were performed

Method	Description	Analyst	Comments
--------	-------------	---------	----------

1	SW846 8260B		
---	-------------	--	--

Surrogate recovery	Test	Recovery %	Acceptable Limits
Bromofluorobenzene	8260B Volatiles In Liquid Federal	120%	(67%-136%)
Dibromofluoromethane	8260B Volatiles In Liquid Federal	104%	(62%-148%)
Toluene-d8	8260B Volatiles In Liquid Federal	100%	(58%-139%)

Notes:

The Qualifiers in this report are defined as follows :


- < Actual result is less than amount reported
- > Actual result is greater than amount reported
- B Analyte found in the sample as well as the associated blank.
- BD Flag for results below the MDC or a flag for low tracer recovery.
- E Concentration exceeds instrument calibration range
- H Holding time exceeded
- J Indicates an estimated value. The result was greater than the detection limit, but less than the reporting limit.
- P The response between the confirmation column and the primary column is >40%D
- U Indicates the compound was analyzed for but not detected above the detection limit
- UI Uncertain identification for gamma spectroscopy.
- X Lab-specific qualifier - must be fully described in case narrative and data summary package
- Y QC Samples were not spiked with this compound.

The above sample is reported on an "as received" basis.

Where the analytical method has been performed under NELAP certification, the analysis has met all of the requirements of the NELAC standard unless qualified on the Certificate of Analysis.

This data report has been prepared and reviewed in accordance with General Engineering Laboratories, LLC standard operating procedures. Please direct any questions to your Project Manager, Valerie Davis.

Valerie Davis
Reviewed by



GENERAL ENGINEERING LABORATORIES, LLC

a Member of THE GEL GROUP, INC.

Meeting Today's Needs with a Vision for Tomorrow

Certificate of Analysis

Company : SAIC
Address : 151 Lafayette Drive
Oak Ridge, Tennessee 37831

Contact: Leslie Barbour
Project: HAAF Long Term Monitoring

Report Date: January 21, 2003

Page 1 of 2


Client Sample ID: AF6432
Sample ID: 63880014
Matrix: Water
Collect Date: 16-JUL-02 14:53
Receive Date: 19-JUL-02
Collector: Client

Project: SAIC00101
Client ID: SAIC031

Parameter	Qualifier	Result	DL	RL	Units	DF	Analyst	Date	Time	Batch	Method
Volatile Organics Federal											
<i>8260B Volatiles In Liquid Federal</i>											
1,1,1-Trichloroethane	U	ND	0.340	1.00	ug/L	1	RMB	07/29/02	1745	189515	1
1,1,2,2-Tetrachloroethane	U	ND	0.490	1.00	ug/L	1					
1,1,2-Trichloroethane	U	ND	0.440	1.00	ug/L	1					
1,1-Dichloroethane	U	ND	0.410	1.00	ug/L	1					
1,1-Dichloroethylene	U	ND	0.410	1.00	ug/L	1					
1,2-Dichloroethane	U	ND	0.290	1.00	ug/L	1					
1,2-Dichloroethylene (total)	U	ND	0.630	2.00	ug/L	1					
1,2-Dichloropropane	U	ND	0.250	1.00	ug/L	1					
2-Butanone	U	ND	2.31	5.00	ug/L	1					
2-Hexanone	U	ND	1.45	5.00	ug/L	1					
4-Methyl-2-pentanone	U	ND	1.78	5.00	ug/L	1					
Acetone	U	ND	2.29	5.00	ug/L	1					
Benzene	U	ND	0.330	1.00	ug/L	1					
Bromodichloromethane	U	ND	0.380	1.00	ug/L	1					
Bromoform	U	ND	0.500	1.00	ug/L	1					
Bromomethane	U	ND	0.500	1.00	ug/L	1					
Carbon disulfide	U	ND	1.91	5.00	ug/L	1					
Carbon tetrachloride	U	ND	0.290	1.00	ug/L	1					
Chlorobenzene	U	ND	0.320	1.00	ug/L	1					
Chloroethane	U	ND	0.500	1.00	ug/L	1					
Chloroform	U	ND	0.360	1.00	ug/L	1					
Chloromethane	U	ND	0.500	1.00	ug/L	1					
Dibromochloromethane	U	ND	0.290	1.00	ug/L	1					
Ethylbenzene	U	ND	0.210	1.00	ug/L	1					
Methylene chloride	BJ	2.50	1.90	5.00	ug/L	1					
Styrene	U	ND	0.250	1.00	ug/L	1					
Tetrachloroethylene	U	ND	0.330	1.00	ug/L	1					
Toluene		2.23	0.390	1.00	ug/L	1					
Trichloroethylene	U	ND	0.360	1.00	ug/L	1					
Vinyl chloride	U	ND	0.550	1.00	ug/L	1					
Xylenes (total)	U	ND	0.830	3.00	ug/L	1					
cis-1,3-Dichloropropylene	U	ND	0.300	1.00	ug/L	1					
trans-1,3-Dichloropropylene	U	ND	0.290	1.00	ug/L	1					

The following Prep Methods were performed

Method	Description	Analyst	Date	Time	Prep Batch
SW846 8260B	8260B Volatiles In Liquid Federal	RMB	07/29/02	1745	189515



GENERAL ENGINEERING LABORATORIES, LLC

a Member of THE GEL GROUP, INC.

Meeting Today's Needs with a Vision for Tomorrow

Certificate of Analysis

Company : SAIC
Address : 151 Lafayette Drive
Oak Ridge, Tennessee 37831

Contact: Leslie Barbour
Project: HAAF Long Term Monitoring

Report Date: January 21, 2003

Page 2 of 2

Client Sample ID: AF6432
Sample ID: 63880014

Project: SAIC00101
Client ID: SAIC031

Parameter	Qualifier	Result	DL	RL	Units	DF	Analyst	Date	Time	Batch	Method
-----------	-----------	--------	----	----	-------	----	---------	------	------	-------	--------

The following Analytical Methods were performed

Method	Description	Analyst	Comments
--------	-------------	---------	----------

1	SW846 8260B		
---	-------------	--	--

Surrogate recovery	Test	Recovery%	Acceptable Limits
Bromofluorobenzene	8260B Volatiles In Liquid Federal	123%	(67%-136%)
Dibromofluoromethane	8260B Volatiles In Liquid Federal	104%	(62%-148%)
Toluene-d8	8260B Volatiles In Liquid Federal	100%	(58%-139%)

Notes:

The Qualifiers in this report are defined as follows :


- < Actual result is less than amount reported
- > Actual result is greater than amount reported
- B Analyte found in the sample as well as the associated blank.
- BD Flag for results below the MDC or a flag for low tracer recovery.
- E Concentration exceeds instrument calibration range
- H Holding time exceeded
- J Indicates an estimated value. The result was greater than the detection limit, but less than the reporting limit.
- P The response between the confirmation column and the primary column is >40%D
- U Indicates the compound was analyzed for but not detected above the detection limit
- UI Uncertain identification for gamma spectroscopy.
- X Lab-specific qualifier - must be fully described in case narrative and data summary package
- Y QC Samples were not spiked with this compound.

The above sample is reported on an "as received" basis.

Where the analytical method has been performed under NELAP certification, the analysis has met all of the requirements of the NELAC standard unless qualified on the Certificate of Analysis.

This data report has been prepared and reviewed in accordance with General Engineering Laboratories, LLC standard operating procedures. Please direct any questions to your Project Manager, Valerie Davis.

Valerie Davis
Reviewed by



GENERAL ENGINEERING LABORATORIES, LLC

a Member of THE GEL GROUP, INC.

Meeting Today's Needs with a Vision for Tomorrow

Certificate of Analysis

Company : SAIC
Address : 151 Lafayette Drive
Oak Ridge, Tennessee 37831

Contact: Leslie Barbour
Project: HAAF Long Term Monitoring

Report Date: January 21, 2003

Page 1 of 2


Client Sample ID: AF6442
Sample ID: 63880005
Matrix: Water
Collect Date: 16-JUL-02 15:10
Receive Date: 19-JUL-02
Collector: Client

Project: SAIC00101
Client ID: SAIC031

Parameter	Qualifier	Result	DL	RL	Units	DF	Analyst	Date	Time	Batch	Method
Volatile Organics Federal											
<i>8260B Volatiles In Liquid Federal</i>											
1,1,1-Trichloroethane	U	ND	0.340	1.00	ug/L	1	RMB	07/29/02	1318	189515	1
1,1,2,2-Tetrachloroethane	U	ND	0.490	1.00	ug/L	1					
1,1,2-Trichloroethane	U	ND	0.440	1.00	ug/L	1					
1,1-Dichloroethane	U	ND	0.410	1.00	ug/L	1					
1,1-Dichloroethylene	U	ND	0.410	1.00	ug/L	1					
1,2-Dichloroethane	U	ND	0.290	1.00	ug/L	1					
1,2-Dichloroethylene (total)	U	ND	0.630	2.00	ug/L	1					
1,2-Dichloropropane	U	ND	0.250	1.00	ug/L	1					
2-Butanone	U	ND	2.31	5.00	ug/L	1					
2-Hexanone	U	ND	1.45	5.00	ug/L	1					
4-Methyl-2-pentanone	U	ND	1.78	5.00	ug/L	1					
Acetone	U	ND	2.29	5.00	ug/L	1					
Benzene	U	ND	0.330	1.00	ug/L	1					
Bromodichloromethane	U	ND	0.380	1.00	ug/L	1					
Bromoform	U	ND	0.500	1.00	ug/L	1					
Bromomethane	U	ND	0.500	1.00	ug/L	1					
Carbon disulfide	U	ND	1.91	5.00	ug/L	1					
Carbon tetrachloride	U	ND	0.290	1.00	ug/L	1					
Chlorobenzene	U	ND	0.320	1.00	ug/L	1					
Chloroethane	U	ND	0.500	1.00	ug/L	1					
Chloroform	U	ND	0.360	1.00	ug/L	1					
Chloromethane	U	ND	0.500	1.00	ug/L	1					
Dibromochloromethane	U	ND	0.290	1.00	ug/L	1					
Ethylbenzene	U	ND	0.210	1.00	ug/L	1					
Methylene chloride	BJ	2.17	1.90	5.00	ug/L	1					
Styrene	U	ND	0.250	1.00	ug/L	1					
Tetrachloroethylene	U	ND	0.330	1.00	ug/L	1					
Toluene		2.00	0.390	1.00	ug/L	1					
Trichloroethylene		6.68	0.360	1.00	ug/L	1					
Vinyl chloride	U	ND	0.550	1.00	ug/L	1					
Xylenes (total)	U	ND	0.830	3.00	ug/L	1					
cis-1,3-Dichloropropylene	U	ND	0.300	1.00	ug/L	1					
trans-1,3-Dichloropropylene	U	ND	0.290	1.00	ug/L	1					

The following Prep Methods were performed

Method	Description	Analyst	Date	Time	Prep Batch
SW846 8260B	8260B Volatiles In Liquid Federal	RMB	07/29/02	1318	189515



GENERAL ENGINEERING LABORATORIES, LLC

a Member of THE GEL GROUP, INC.

Meeting Today's Needs with a Vision for Tomorrow

Certificate of Analysis

Company : SAIC
Address : 151 Lafayette Drive
Oak Ridge, Tennessee 37831

Contact: Leslie Barbour
Project: HAAF Long Term Monitoring

Report Date: January 21, 2003

Page 2 of 2

Client Sample ID: AF6442
Sample ID: 63880005

Project: SAIC00101
Client ID: SAIC031

Parameter	Qualifier	Result	DL	RL	Units	DF	Analyst	Date	Time	Batch	Method
-----------	-----------	--------	----	----	-------	----	---------	------	------	-------	--------

The following Analytical Methods were performed

Method	Description	Analyst	Comments
--------	-------------	---------	----------

1	SW846 8260B		
---	-------------	--	--

Surrogate recovery	Test	Recovery %	Acceptable Limits
Bromofluorobenzene	8260B Volatiles In Liquid Federal	126%	(67%-136%)
Dibromofluoromethane	8260B Volatiles In Liquid Federal	105%	(62%-148%)
Toluene-d8	8260B Volatiles In Liquid Federal	101%	(58%-139%)

Notes:

The Qualifiers in this report are defined as follows :


- < Actual result is less than amount reported
- > Actual result is greater than amount reported
- B Analyte found in the sample as well as the associated blank.
- BD Flag for results below the MDC or a flag for low tracer recovery.
- E Concentration exceeds instrument calibration range
- H Holding time exceeded
- J Indicates an estimated value. The result was greater than the detection limit, but less than the reporting limit.
- P The response between the confirmation column and the primary column is >40%D
- U Indicates the compound was analyzed for but not detected above the detection limit
- UI Uncertain identification for gamma spectroscopy.
- X Lab-specific qualifier - must be fully described in case narrative and data summary package
- Y QC Samples were not spiked with this compound.

The above sample is reported on an "as received" basis.

Where the analytical method has been performed under NELAP certification, the analysis has met all of the requirements of the NELAC standard unless qualified on the Certificate of Analysis.

This data report has been prepared and reviewed in accordance with General Engineering Laboratories, LLC standard operating procedures. Please direct any questions to your Project Manager, Valerie Davis.

Valerie Davis
Reviewed by



GENERAL ENGINEERING LABORATORIES, LLC

a Member of THE GEL GROUP, INC.

Meeting Today's Needs with a Vision for Tomorrow

Certificate of Analysis

Company : SAIC
Address : 151 Lafayette Drive
Oak Ridge, Tennessee 37831

Contact: Leslie Barbour
Project: HAAF Long Term Monitoring

Report Date: January 21, 2003

Page 1 of 2


Client Sample ID: AF6452
Sample ID: 63880019
Matrix: Water
Collect Date: 16-JUL-02 15:32
Receive Date: 19-JUL-02
Collector: Client

Project: SAIC00101
Client ID: SAIC031

Parameter	Qualifier	Result	DL	RL	Units	DF	Analyst	Date	Time	Batch	Method
Volatile Organics Federal											
<i>8260B Volatiles In Liquid Federal</i>											
1,1,1-Trichloroethane	U	ND	0.340	1.00	ug/L	1	RMB	07/29/02	2010	189515	1
1,1,2,2-Tetrachloroethane	U	ND	0.490	1.00	ug/L	1					
1,1,2-Trichloroethane	U	ND	0.440	1.00	ug/L	1					
1,1-Dichloroethane	U	ND	0.410	1.00	ug/L	1					
1,1-Dichloroethylene	U	ND	0.410	1.00	ug/L	1					
1,2-Dichloroethane	U	ND	0.290	1.00	ug/L	1					
1,2-Dichloroethylene (total)	U	ND	0.630	2.00	ug/L	1					
1,2-Dichloropropane	U	ND	0.250	1.00	ug/L	1					
2-Butanone	U	ND	2.31	5.00	ug/L	1					
2-Hexanone	U	ND	1.45	5.00	ug/L	1					
4-Methyl-2-pentanone	U	ND	1.78	5.00	ug/L	1					
Acetone	U	ND	2.29	5.00	ug/L	1					
Benzene	U	ND	0.330	1.00	ug/L	1					
Bromodichloromethane	U	ND	0.380	1.00	ug/L	1					
Bromoform	U	ND	0.500	1.00	ug/L	1					
Bromomethane	U	ND	0.500	1.00	ug/L	1					
Carbon disulfide	U	ND	1.91	5.00	ug/L	1					
Carbon tetrachloride	U	ND	0.290	1.00	ug/L	1					
Chlorobenzene	U	ND	0.320	1.00	ug/L	1					
Chloroethane	U	ND	0.500	1.00	ug/L	1					
Chloroform	U	ND	0.360	1.00	ug/L	1					
Chloromethane	U	ND	0.500	1.00	ug/L	1					
Dibromochloromethane	U	ND	0.290	1.00	ug/L	1					
Ethylbenzene	U	ND	0.210	1.00	ug/L	1					
Methylene chloride	BJ	2.19	1.90	5.00	ug/L	1					
Styrene	U	ND	0.250	1.00	ug/L	1					
Tetrachloroethylene	U	ND	0.330	1.00	ug/L	1					
Toluene		1.05	0.390	1.00	ug/L	1					
Trichloroethylene		13.8	0.360	1.00	ug/L	1					
Vinyl chloride	U	ND	0.550	1.00	ug/L	1					
Xylenes (total)	U	ND	0.830	3.00	ug/L	1					
cis-1,3-Dichloropropylene	U	ND	0.300	1.00	ug/L	1					
trans-1,3-Dichloropropylene	U	ND	0.290	1.00	ug/L	1					

The following Prep Methods were performed

Method	Description	Analyst	Date	Time	Prep Batch
SW846 8260B	8260B Volatiles In Liquid Federal	RMB	07/29/02	2010	189515



GENERAL ENGINEERING LABORATORIES, LLC

a Member of THE GEL GROUP, INC.

Meeting Today's Needs with a Vision for Tomorrow

Certificate of Analysis

Company : SAIC
Address : 151 Lafayette Drive
Oak Ridge, Tennessee 37831

Contact: Leslie Barbour
Project: HAAF Long Term Monitoring

Report Date: January 21, 2003

Page 2 of 2

Client Sample ID: AF6452
Sample ID: 63880019

Project: SAIC00101
Client ID: SAIC031

Parameter	Qualifier	Result	DL	RL	Units	DF	Analyst	Date	Time	Batch	Method
-----------	-----------	--------	----	----	-------	----	---------	------	------	-------	--------

The following Analytical Methods were performed

Method	Description	Analyst	Comments
--------	-------------	---------	----------

1	SW846 8260B		
---	-------------	--	--

Surrogate recovery	Test	Recovery%	Acceptable Limits
Bromofluorobenzene	8260B Volatiles In Liquid Federal	122%	(67%-136%)
Dibromofluoromethane	8260B Volatiles In Liquid Federal	103%	(62%-148%)
Toluene-d8	8260B Volatiles In Liquid Federal	100%	(58%-139%)

Notes:

The Qualifiers in this report are defined as follows :

- < Actual result is less than amount reported
- > Actual result is greater than amount reported
- B Analyte found in the sample as well as the associated blank.
- BD Flag for results below the MDC or a flag for low tracer recovery.
- E Concentration exceeds instrument calibration range
- H Holding time exceeded
- J Indicates an estimated value. The result was greater than the detection limit, but less than the reporting limit.
- P The response between the confirmation column and the primary column is >40%D
- U Indicates the compound was analyzed for but not detected above the detection limit
- UI Uncertain identification for gamma spectroscopy.
- X Lab-specific qualifier - must be fully described in case narrative and data summary package
- Y QC Samples were not spiked with this compound.


The above sample is reported on an "as received" basis.

Where the analytical method has been performed under NELAP certification, the analysis has met all of the requirements of the NELAC standard unless qualified on the Certificate of Analysis.

This data report has been prepared and reviewed in accordance with General Engineering Laboratories, LLC standard operating procedures. Please direct any questions to your Project Manager, Valerie Davis.

Valerie Davis

Reviewed by



GENERAL ENGINEERING LABORATORIES, LLC

a Member of THE GEL GROUP, INC.

Meeting Today's Needs with a Vision for Tomorrow

Certificate of Analysis

Company : SAIC
Address : 151 Lafayette Drive
Oak Ridge, Tennessee 37831

Contact: Leslie Barbour
Project: HAAF Long Term Monitoring

Report Date: January 21, 2003

Page 1 of 2


Client Sample ID: AF6462
Sample ID: 63880016
Matrix: Water
Collect Date: 16-JUL-02 15:52
Receive Date: 19-JUL-02
Collector: Client

Project: SAIC00101
Client ID: SAIC031

Parameter	Qualifier	Result	DL	RL	Units	DF	Analyst	Date	Time	Batch	Method
Volatile Organics Federal											
<i>8260B Volatiles In Liquid Federal</i>											
1,1,1-Trichloroethane	U	ND	0.340	1.00	ug/L	1	RMB	07/29/02	1845	189515	1
1,1,2,2-Tetrachloroethane	U	ND	0.490	1.00	ug/L	1					
1,1,2-Trichloroethane	U	ND	0.440	1.00	ug/L	1					
1,1-Dichloroethane	U	ND	0.410	1.00	ug/L	1					
1,1-Dichloroethylene	U	ND	0.410	1.00	ug/L	1					
1,2-Dichloroethane	U	ND	0.290	1.00	ug/L	1					
1,2-Dichloroethylene (total)		2.06	0.630	2.00	ug/L	1					
1,2-Dichloropropane	U	ND	0.250	1.00	ug/L	1					
2-Butanone	U	ND	2.31	5.00	ug/L	1					
2-Hexanone	U	ND	1.45	5.00	ug/L	1					
4-Methyl-2-pentanone	U	ND	1.78	5.00	ug/L	1					
Acetone	U	ND	2.29	5.00	ug/L	1					
Benzene	U	ND	0.330	1.00	ug/L	1					
Bromodichloromethane	U	ND	0.380	1.00	ug/L	1					
Bromoform	U	ND	0.500	1.00	ug/L	1					
Bromomethane	U	ND	0.500	1.00	ug/L	1					
Carbon disulfide	U	ND	1.91	5.00	ug/L	1					
Carbon tetrachloride	U	ND	0.290	1.00	ug/L	1					
Chlorobenzene	U	ND	0.320	1.00	ug/L	1					
Chloroethane	U	ND	0.500	1.00	ug/L	1					
Chloroform	U	ND	0.360	1.00	ug/L	1					
Chloromethane	U	ND	0.500	1.00	ug/L	1					
Dibromochloromethane	U	ND	0.290	1.00	ug/L	1					
Ethylbenzene	U	ND	0.210	1.00	ug/L	1					
Methylene chloride	BJ	2.03	1.90	5.00	ug/L	1					
Styrene	U	ND	0.250	1.00	ug/L	1					
Tetrachloroethylene	U	ND	0.330	1.00	ug/L	1					
Toluene		2.94	0.390	1.00	ug/L	1					
Trichloroethylene		31.2	0.360	1.00	ug/L	1					
Vinyl chloride	U	ND	0.550	1.00	ug/L	1					
Xylenes (total)	U	ND	0.830	3.00	ug/L	1					
cis-1,3-Dichloropropylene	U	ND	0.300	1.00	ug/L	1					
trans-1,3-Dichloropropylene	U	ND	0.290	1.00	ug/L	1					

The following Prep Methods were performed

Method	Description	Analyst	Date	Time	Prep Batch
SW846 8260B	8260B Volatiles In Liquid Federal	RMB	07/29/02	1845	189515



GENERAL ENGINEERING LABORATORIES, LLC

a Member of THE GEL GROUP, INC.

Meeting Today's Needs with a Vision for Tomorrow

Certificate of Analysis

Company : SAIC
Address : 151 Lafayette Drive
Oak Ridge, Tennessee 37831

Contact: Leslie Barbour
Project: HAAF Long Term Monitoring

Report Date: January 21, 2003

Page 2 of 2

Client Sample ID: AF6462
Sample ID: 63880016

Project: SAIC00101
Client ID: SAIC031

Parameter	Qualifier	Result	DL	RL	Units	DF	Analyst	Date	Time	Batch	Method
-----------	-----------	--------	----	----	-------	----	---------	------	------	-------	--------

The following Analytical Methods were performed

Method	Description	Analyst	Comments
--------	-------------	---------	----------

1	SW846 8260B		
---	-------------	--	--

Surrogate recovery	Test	Recovery %	Acceptable Limits
Bromofluorobenzene	8260B Volatiles In Liquid Federal	127%	(67%-136%)
Dibromofluoromethane	8260B Volatiles In Liquid Federal	106%	(62%-148%)
Toluene-d8	8260B Volatiles In Liquid Federal	101%	(58%-139%)

Notes:

The Qualifiers in this report are defined as follows :


- < Actual result is less than amount reported
- > Actual result is greater than amount reported
- B Analyte found in the sample as well as the associated blank.
- BD Flag for results below the MDC or a flag for low tracer recovery.
- E Concentration exceeds instrument calibration range
- H Holding time exceeded
- J Indicates an estimated value. The result was greater than the detection limit, but less than the reporting limit.
- P The response between the confirmation column and the primary column is >40%D
- U Indicates the compound was analyzed for but not detected above the detection limit
- UI Uncertain identification for gamma spectroscopy.
- X Lab-specific qualifier - must be fully described in case narrative and data summary package
- Y QC Samples were not spiked with this compound.

The above sample is reported on an "as received" basis.

Where the analytical method has been performed under NELAP certification, the analysis has met all of the requirements of the NELAC standard unless qualified on the Certificate of Analysis.

This data report has been prepared and reviewed in accordance with General Engineering Laboratories, LLC standard operating procedures. Please direct any questions to your Project Manager, Valerie Davis.

Valerie Davis
Reviewed by



GENERAL ENGINEERING LABORATORIES, LLC

a Member of THE GEL GROUP, INC.

Meeting Today's Needs with a Vision for Tomorrow

Certificate of Analysis

Company : SAIC
Address : 151 Lafayette Drive
Oak Ridge, Tennessee 37831

Contact: Leslie Barbour
Project: HAAF Long Term Monitoring

Report Date: January 21, 2003

Page 1 of 2


Client Sample ID: AF6472
Sample ID: 63880013
Matrix: Water
Collect Date: 16-JUL-02 16:16
Receive Date: 19-JUL-02
Collector: Client

Project: SAIC00101
Client ID: SAIC031

Parameter	Qualifier	Result	DL	RL	Units	DF	Analyst	Date	Time	Batch	Method
Volatile Organics Federal											
<i>8260B Volatiles In Liquid Federal</i>											
1,1,1-Trichloroethane	U	ND	0.340	1.00	ug/L	1	RMB	07/29/02	1714	189515	1
1,1,2,2-Tetrachloroethane	U	ND	0.490	1.00	ug/L	1					
1,1,2-Trichloroethane	U	ND	0.440	1.00	ug/L	1					
1,1-Dichloroethane	U	ND	0.410	1.00	ug/L	1					
1,1-Dichloroethylene	U	ND	0.410	1.00	ug/L	1					
1,2-Dichloroethane	U	ND	0.290	1.00	ug/L	1					
1,2-Dichloroethylene (total)	J	1.35	0.630	2.00	ug/L	1					
1,2-Dichloropropane	U	ND	0.250	1.00	ug/L	1					
2-Butanone	U	ND	2.31	5.00	ug/L	1					
2-Hexanone	U	ND	1.45	5.00	ug/L	1					
4-Methyl-2-pentanone	U	ND	1.78	5.00	ug/L	1					
Acetone	U	ND	2.29	5.00	ug/L	1					
Benzene	U	ND	0.330	1.00	ug/L	1					
Bromodichloromethane	U	ND	0.380	1.00	ug/L	1					
Bromoform	U	ND	0.500	1.00	ug/L	1					
Bromomethane	U	ND	0.500	1.00	ug/L	1					
Carbon disulfide	U	ND	1.91	5.00	ug/L	1					
Carbon tetrachloride	U	ND	0.290	1.00	ug/L	1					
Chlorobenzene	U	ND	0.320	1.00	ug/L	1					
Chloroethane	U	ND	0.500	1.00	ug/L	1					
Chloroform	U	ND	0.360	1.00	ug/L	1					
Chloromethane	U	ND	0.500	1.00	ug/L	1					
Dibromochloromethane	U	ND	0.290	1.00	ug/L	1					
Ethylbenzene	U	ND	0.210	1.00	ug/L	1					
Methylene chloride	BJ	2.01	1.90	5.00	ug/L	1					
Styrene	U	ND	0.250	1.00	ug/L	1					
Tetrachloroethylene	U	ND	0.330	1.00	ug/L	1					
Toluene		1.24	0.390	1.00	ug/L	1					
Trichloroethylene		2.85	0.360	1.00	ug/L	1					
Vinyl chloride	U	ND	0.550	1.00	ug/L	1					
Xylenes (total)	U	ND	0.830	3.00	ug/L	1					
cis-1,3-Dichloropropylene	U	ND	0.300	1.00	ug/L	1					
trans-1,3-Dichloropropylene	U	ND	0.290	1.00	ug/L	1					

The following Prep Methods were performed

Method	Description	Analyst	Date	Time	Prep Batch
SW846 8260B	8260B Volatiles In Liquid Federal	RMB	07/29/02	1714	189515



GENERAL ENGINEERING LABORATORIES, LLC

a Member of THE GEL GROUP, INC.

Meeting Today's Needs with a Vision for Tomorrow

Certificate of Analysis

Company : SAIC
Address : 151 Lafayette Drive
Oak Ridge, Tennessee 37831

Contact: Leslie Barbour
Project: HAAF Long Term Monitoring

Report Date: January 21, 2003

Page 2 of 2

Client Sample ID: AF6472
Sample ID: 63880013

Project: SAIC00101
Client ID: SAIC031

Parameter	Qualifier	Result	DL	RL	Units	DF	Analyst	Date	Time	Batch	Method
-----------	-----------	--------	----	----	-------	----	---------	------	------	-------	--------

The following Analytical Methods were performed

Method	Description	Analyst	Comments
--------	-------------	---------	----------

1	SW846 8260B		
---	-------------	--	--

Surrogate recovery	Test	Recovery %	Acceptable Limits
Bromofluorobenzene	8260B Volatiles In Liquid Federal	122%	(67%-136%)
Dibromofluoromethane	8260B Volatiles In Liquid Federal	104%	(62%-148%)
Toluene-d8	8260B Volatiles In Liquid Federal	100%	(58%-139%)

Notes:

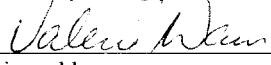
The Qualifiers in this report are defined as follows :


- < Actual result is less than amount reported
- > Actual result is greater than amount reported
- B Analyte found in the sample as well as the associated blank.
- BD Flag for results below the MDC or a flag for low tracer recovery.
- E Concentration exceeds instrument calibration range
- H Holding time exceeded
- J Indicates an estimated value. The result was greater than the detection limit, but less than the reporting limit.
- P The response between the confirmation column and the primary column is >40%D
- U Indicates the compound was analyzed for but not detected above the detection limit
- UI Uncertain identification for gamma spectroscopy.
- X Lab-specific qualifier - must be fully described in case narrative and data summary package
- Y QC Samples were not spiked with this compound.

The above sample is reported on an "as received" basis.

Where the analytical method has been performed under NELAP certification, the analysis has met all of the requirements of the NELAC standard unless qualified on the Certificate of Analysis.

This data report has been prepared and reviewed in accordance with General Engineering Laboratories, LLC standard operating procedures. Please direct any questions to your Project Manager, Valerie Davis.


Reviewed by



GENERAL ENGINEERING LABORATORIES, LLC

a Member of THE GEL GROUP, INC.

Meeting Today's Needs with a Vision for Tomorrow

Certificate of Analysis

Company : SAIC
Address : 151 Lafayette Drive
Oak Ridge, Tennessee 37831

Contact: Leslie Barbour
Project: HAAF Long Term Monitoring

Report Date: January 21, 2003

Page 1 of 2


Client Sample ID: AF6482
Sample ID: 63880015
Matrix: Water
Collect Date: 16-JUL-02 16:48
Receive Date: 19-JUL-02
Collector: Client

Project: SAIC00101
Client ID: SAIC031

Parameter	Qualifier	Result	DL	RL	Units	DF	Analyst	Date	Time	Batch	Method
Volatile Organics Federal											
<i>8260B Volatiles In Liquid Federal</i>											
1,1,1-Trichloroethane	U	ND	0.340	1.00	ug/L	1	RMB	07/29/02	1813	189515	1
1,1,2,2-Tetrachloroethane	U	ND	0.490	1.00	ug/L	1					
1,1,2-Trichloroethane	U	ND	0.440	1.00	ug/L	1					
1,1-Dichloroethane	U	ND	0.410	1.00	ug/L	1					
1,1-Dichloroethylene	U	ND	0.410	1.00	ug/L	1					
1,2-Dichloroethane	U	ND	0.290	1.00	ug/L	1					
1,2-Dichloroethylene (total)	U	ND	0.630	2.00	ug/L	1					
1,2-Dichloropropane	U	ND	0.250	1.00	ug/L	1					
2-Butanone	J	2.65	2.31	5.00	ug/L	1					
2-Hexanone	U	ND	1.45	5.00	ug/L	1					
4-Methyl-2-pentanone	U	ND	1.78	5.00	ug/L	1					
Acetone		7.33	2.29	5.00	ug/L	1					
Benzene	U	ND	0.330	1.00	ug/L	1					
Bromodichloromethane	U	ND	0.380	1.00	ug/L	1					
Bromoform	U	ND	0.500	1.00	ug/L	1					
Bromomethane	U	ND	0.500	1.00	ug/L	1					
Carbon disulfide	U	ND	1.91	5.00	ug/L	1					
Carbon tetrachloride	U	ND	0.290	1.00	ug/L	1					
Chlorobenzene	U	ND	0.320	1.00	ug/L	1					
Chloroethane	U	ND	0.500	1.00	ug/L	1					
Chloroform	U	ND	0.360	1.00	ug/L	1					
Chloromethane	U	ND	0.500	1.00	ug/L	1					
Dibromochloromethane	U	ND	0.290	1.00	ug/L	1					
Ethylbenzene	U	ND	0.210	1.00	ug/L	1					
Methylene chloride	BJ	2.24	1.90	5.00	ug/L	1					
Styrene	U	ND	0.250	1.00	ug/L	1					
Tetrachloroethylene	U	ND	0.330	1.00	ug/L	1					
Toluene		6.96	0.390	1.00	ug/L	1					
Trichloroethylene		1.06	0.360	1.00	ug/L	1					
Vinyl chloride	U	ND	0.550	1.00	ug/L	1					
Xylenes (total)	U	ND	0.830	3.00	ug/L	1					
cis-1,3-Dichloropropylene	U	ND	0.300	1.00	ug/L	1					
trans-1,3-Dichloropropylene	U	ND	0.290	1.00	ug/L	1					

The following Prep Methods were performed

Method	Description	Analyst	Date	Time	Prep Batch
SW846 8260B	8260B Volatiles In Liquid Federal	RMB	07/29/02	1813	189515



GENERAL ENGINEERING LABORATORIES, LLC

a Member of THE GEL GROUP, INC.

Meeting Today's Needs with a Vision for Tomorrow

Certificate of Analysis

Company : SAIC
Address : 151 Lafayette Drive
Oak Ridge, Tennessee 37831

Report Date: January 21, 2003

Contact: Leslie Barbour
Project: HAAF Long Term Monitoring

Page 2 of 2

Client Sample ID: AF6482
Sample ID: 63880015

Project: SAIC00101
Client ID: SAIC031

Parameter	Qualifier	Result	DL	RL	Units	DF	Analyst	Date	Time	Batch	Method
-----------	-----------	--------	----	----	-------	----	---------	------	------	-------	--------

The following Analytical Methods were performed

Method	Description	Analyst	Comments
--------	-------------	---------	----------

I	SW846 8260B		
---	-------------	--	--

Surrogate recovery	Test	Recovery%	Acceptable Limits
Bromofluorobenzene	8260B Volatiles In Liquid Federal	128%	(67%-136%)
Dibromofluoromethane	8260B Volatiles In Liquid Federal	104%	(62%-148%)
Toluene-d8	8260B Volatiles In Liquid Federal	99%	(58%-139%)

Notes:

The Qualifiers in this report are defined as follows :


- < Actual result is less than amount reported
- > Actual result is greater than amount reported
- B Analyte found in the sample as well as the associated blank.
- BD Flag for results below the MDC or a flag for low tracer recovery.
- E Concentration exceeds instrument calibration range
- H Holding time exceeded
- J Indicates an estimated value. The result was greater than the detection limit, but less than the reporting limit.
- P The response between the confirmation column and the primary column is >40%D
- U Indicates the compound was analyzed for but not detected above the detection limit
- UI Uncertain identification for gamma spectroscopy.
- X Lab-specific qualifier - must be fully described in case narrative and data summary package
- Y QC Samples were not spiked with this compound.

The above sample is reported on an "as received" basis.

Where the analytical method has been performed under NELAP certification, the analysis has met all of the requirements of the NELAC standard unless qualified on the Certificate of Analysis.

This data report has been prepared and reviewed in accordance with General Engineering Laboratories, LLC standard operating procedures. Please direct any questions to your Project Manager, Valerie Davis.

Reviewed by



GENERAL ENGINEERING LABORATORIES, LLC

a Member of THE GEL GROUP, INC.

Meeting Today's Needs with a Vision for Tomorrow

Certificate of Analysis

Company : SAIC
Address : 151 Lafayette Drive
Oak Ridge, Tennessee 37831

Contact: Leslie Barbour
Project: HAAF Long Term Monitoring

Report Date: January 21, 2003

Page 1 of 2


Client Sample ID: AF6492
Sample ID: 63880008
Matrix: Water
Collect Date: 16-JUL-02 17:45
Receive Date: 19-JUL-02
Collector: Client

Project: SAIC00101
Client ID: SAIC031

Parameter	Qualifier	Result	DL	RL	Units	DF	Analyst	Date	Time	Batch	Method
Volatile Organics Federal											
<i>8260B Volatiles In Liquid Federal</i>											
1,1,1-Trichloroethane	U	ND	0.340	1.00	ug/L	1	RMB	07/29/02	1445	189515	1
1,1,2,2-Tetrachloroethane	U	ND	0.490	1.00	ug/L	1					
1,1,2-Trichloroethane	U	ND	0.440	1.00	ug/L	1					
1,1-Dichloroethane	U	ND	0.410	1.00	ug/L	1					
1,1-Dichloroethylene	U	ND	0.410	1.00	ug/L	1					
1,2-Dichloroethane	U	ND	0.290	1.00	ug/L	1					
1,2-Dichloroethylene (total)		4.36	0.630	2.00	ug/L	1					
1,2-Dichloropropane	U	ND	0.250	1.00	ug/L	1					
2-Butanone	U	ND	2.31	5.00	ug/L	1					
2-Hexanone	U	ND	1.45	5.00	ug/L	1					
4-Methyl-2-pentanone	U	ND	1.78	5.00	ug/L	1					
Acetone	U	ND	2.29	5.00	ug/L	1					
Benzene	U	ND	0.330	1.00	ug/L	1					
Bromodichloromethane	U	ND	0.380	1.00	ug/L	1					
Bromoform	U	ND	0.500	1.00	ug/L	1					
Bromomethane	U	ND	0.500	1.00	ug/L	1					
Carbon disulfide	U	ND	1.91	5.00	ug/L	1					
Carbon tetrachloride	U	ND	0.290	1.00	ug/L	1					
Chlorobenzene	U	ND	0.320	1.00	ug/L	1					
Chloroethane	U	ND	0.500	1.00	ug/L	1					
Chloroform	U	ND	0.360	1.00	ug/L	1					
Chloromethane	U	ND	0.500	1.00	ug/L	1					
Dibromochloromethane	U	ND	0.290	1.00	ug/L	1					
Ethylbenzene	U	ND	0.210	1.00	ug/L	1					
Methylene chloride	BJ	2.08	1.90	5.00	ug/L	1					
Styrene	U	ND	0.250	1.00	ug/L	1					
Tetrachloroethylene	U	ND	0.330	1.00	ug/L	1					
Toluene		1.70	0.390	1.00	ug/L	1					
Trichloroethylene		79.1	0.360	1.00	ug/L	1					
Vinyl chloride	U	ND	0.550	1.00	ug/L	1					
Xylenes (total)	U	ND	0.830	3.00	ug/L	1					
cis-1,3-Dichloropropylene	U	ND	0.300	1.00	ug/L	1					
trans-1,3-Dichloropropylene	U	ND	0.290	1.00	ug/L	1					

The following Prep Methods were performed

Method	Description	Analyst	Date	Time	Prep Batch
SW846 8260B	8260B Volatiles In Liquid Federal	RMB	07/29/02	1445	189515



GENERAL ENGINEERING LABORATORIES, LLC

a Member of THE GEL GROUP, INC.

Meeting Today's Needs with a Vision for Tomorrow

Certificate of Analysis

Company : SAIC
Address : 151 Lafayette Drive
Oak Ridge, Tennessee 37831

Report Date: January 21, 2003

Contact: Leslie Barbour
Project: HAAF Long Term Monitoring

Page 2 of 2

Client Sample ID: AF6492
Sample ID: 63880008

Project: SAIC00101
Client ID: SAIC031

Parameter	Qualifier	Result	DL	RL	Units	DF	Analyst	Date	Time	Batch	Method
-----------	-----------	--------	----	----	-------	----	---------	------	------	-------	--------

The following Analytical Methods were performed

Method	Description	Analyst	Comments
--------	-------------	---------	----------

I	SW846 8260B		
---	-------------	--	--

Surrogate recovery	Test	Recovery %	Acceptable Limits
Bromofluorobenzene	8260B Volatiles In Liquid Federal	125%	(67%-136%)
Dibromofluoromethane	8260B Volatiles In Liquid Federal	105%	(62%-148%)
Toluene-d8	8260B Volatiles In Liquid Federal	100%	(58%-139%)

Notes:

The Qualifiers in this report are defined as follows :


- < Actual result is less than amount reported
- > Actual result is greater than amount reported
- B Analyte found in the sample as well as the associated blank.
- BD Flag for results below the MDC or a flag for low tracer recovery.
- E Concentration exceeds instrument calibration range
- H Holding time exceeded
- J Indicates an estimated value. The result was greater than the detection limit, but less than the reporting limit.
- P The response between the confirmation column and the primary column is >40%D
- U Indicates the compound was analyzed for but not detected above the detection limit
- UI Uncertain identification for gamma spectroscopy.
- X Lab-specific qualifier - must be fully described in case narrative and data summary package
- Y QC Samples were not spiked with this compound.

The above sample is reported on an "as received" basis.

Where the analytical method has been performed under NELAP certification, the analysis has met all of the requirements of the NELAC standard unless qualified on the Certificate of Analysis.

This data report has been prepared and reviewed in accordance with General Engineering Laboratories, LLC standard operating procedures. Please direct any questions to your Project Manager, Valerie Davis.

Valerie Davis
Reviewed by



GENERAL ENGINEERING LABORATORIES, LLC

a Member of THE GEL GROUP, INC.

Meeting Today's Needs with a Vision for Tomorrow

Certificate of Analysis

Company : SAIC
Address : 151 Lafayette Drive
Oak Ridge, Tennessee 37831

Report Date: January 21, 2003

Contact: Leslie Barbour
Project: HAAF Long Term Monitoring

Page 1 of 2


Client Sample ID: AF6512
Sample ID: 63879011
Matrix: Water
Collect Date: 17-JUL-02 11:10
Receive Date: 19-JUL-02
Collector: Client

Project: SAIC00101
Client ID: SAIC031

Parameter	Qualifier	Result	DL	RL	Units	DF	Analyst	Date	Time	Batch	Method
Volatile Organics Federal											
<i>8260B Volatiles In Liquid Federal</i>											
1,1,1-Trichloroethane	U	ND	0.340	1.00	ug/L	1	CDS1	07/26/02	0233	188990	1
1,1,2,2-Tetrachloroethane	U	ND	0.490	1.00	ug/L	1					
1,1,2-Trichloroethane	U	ND	0.440	1.00	ug/L	1					
1,1-Dichloroethane	U	ND	0.410	1.00	ug/L	1					
1,1-Dichloroethylene	U	ND	0.410	1.00	ug/L	1					
1,2-Dichloroethane	U	ND	0.290	1.00	ug/L	1					
1,2-Dichloroethylene (total)	U	ND	0.630	2.00	ug/L	1					
1,2-Dichloropropane	U	ND	0.250	1.00	ug/L	1					
2-Butanone	U	ND	2.31	5.00	ug/L	1					
2-Hexanone	U	ND	1.45	5.00	ug/L	1					
4-Methyl-2-pentanone	U	ND	1.78	5.00	ug/L	1					
Acetone		8.82	2.29	5.00	ug/L	1					
Benzene	U	ND	0.330	1.00	ug/L	1					
Bromodichloromethane	U	ND	0.380	1.00	ug/L	1					
Bromoform	U	ND	0.500	1.00	ug/L	1					
Bromomethane	U	ND	0.500	1.00	ug/L	1					
Carbon disulfide	U	ND	1.91	5.00	ug/L	1					
Carbon tetrachloride	U	ND	0.290	1.00	ug/L	1					
Chlorobenzene	U	ND	0.320	1.00	ug/L	1					
Chloroethane	U	ND	0.500	1.00	ug/L	1					
Chloroform	U	ND	0.360	1.00	ug/L	1					
Chloromethane	U	ND	0.500	1.00	ug/L	1					
Dibromochloromethane	U	ND	0.290	1.00	ug/L	1					
Ethylbenzene	U	ND	0.210	1.00	ug/L	1					
Methylene chloride	U	ND	1.90	5.00	ug/L	1					
Styrene	U	ND	0.250	1.00	ug/L	1					
Tetrachloroethylene	U	ND	0.330	1.00	ug/L	1					
Toluene		1.91	0.390	1.00	ug/L	1					
Trichloroethylene	U	ND	0.360	1.00	ug/L	1					
Vinyl chloride	U	ND	0.550	1.00	ug/L	1					
Xylenes (total)	U	ND	0.830	3.00	ug/L	1					
cis-1,3-Dichloropropylene	U	ND	0.300	1.00	ug/L	1					
trans-1,3-Dichloropropylene	U	ND	0.290	1.00	ug/L	1					

The following Prep Methods were performed

Method	Description	Analyst	Date	Time	Prep Batch
SW846 8260B	8260B Volatiles In Liquid Federal	CDS1	07/26/02	0233	188990



GENERAL ENGINEERING LABORATORIES, LLC

a Member of THE GEL GROUP, INC.

Meeting Today's Needs with a Vision for Tomorrow

Certificate of Analysis

Company : SAIC
Address : 151 Lafayette Drive
Oak Ridge, Tennessee 37831

Report Date: January 21, 2003

Contact: Leslie Barbour
Project: HAAF Long Term Monitoring

Page 2 of 2

Client Sample ID: AF6512
Sample ID: 63879011

Project: SAIC00101
Client ID: SAIC031

Parameter	Qualifier	Result	DL	RL	Units	DF	Analyst	Date	Time	Batch	Method
-----------	-----------	--------	----	----	-------	----	---------	------	------	-------	--------

The following Analytical Methods were performed

Method	Description	Analyst	Comments
--------	-------------	---------	----------

1	SW846 8260B		
---	-------------	--	--

Surrogate recovery	Test	Recovery %	Acceptable Limits
Bromofluorobenzene	8260B Volatiles In Liquid Federal	114%	(67%-136%)
Dibromofluoromethane	8260B Volatiles In Liquid Federal	107%	(62%-148%)
Toluene-d8	8260B Volatiles In Liquid Federal	113%	(58%-139%)

Notes:

The Qualifiers in this report are defined as follows :


- < Actual result is less than amount reported
- > Actual result is greater than amount reported
- B Analyte found in the sample as well as the associated blank.
- BD Flag for results below the MDC or a flag for low tracer recovery.
- E Concentration exceeds instrument calibration range
- H Holding time exceeded
- J Indicates an estimated value. The result was greater than the detection limit, but less than the reporting limit.
- P The response between the confirmation column and the primary column is >40%D
- U Indicates the compound was analyzed for but not detected above the detection limit
- UI Uncertain identification for gamma spectroscopy.
- X Lab-specific qualifier - must be fully described in case narrative and data summary package
- Y QC Samples were not spiked with this compound.

The above sample is reported on an "as received" basis.

Where the analytical method has been performed under NELAP certification, the analysis has met all of the requirements of the NELAC standard unless qualified on the Certificate of Analysis.

This data report has been prepared and reviewed in accordance with General Engineering Laboratories, LLC standard operating procedures. Please direct any questions to your Project Manager, Valerie Davis.

Valerie Davis
Reviewed by



GENERAL ENGINEERING LABORATORIES, LLC

a Member of THE GEL GROUP, INC.

Meeting Today's Needs with a Vision for Tomorrow

Certificate of Analysis

Company : SAIC
Address : 151 Lafayette Drive
Oak Ridge, Tennessee 37831

Contact: Leslie Barbour
Project: HAAF Long Term Monitoring

Report Date: January 21, 2003


Page 1 of 2

Client Sample ID: AF6522
Sample ID: 63880001
Matrix: Water
Collect Date: 17-JUL-02 11:37
Receive Date: 19-JUL-02
Collector: Client
Project: SAIC00101
Client ID: SAIC031

Parameter	Qualifier	Result	DL	RL	Units	DF	Analyst	Date	Time	Batch	Method
Volatile Organics Federal											
<i>8260B Volatiles In Liquid Federal</i>											
1,1,1-Trichloroethane	U	ND	0.340	1.00	ug/L	1	RMB	07/30/02	1230	189515	1
1,1,2,2-Tetrachloroethane	U	ND	0.490	1.00	ug/L	1					
1,1,2-Trichloroethane	U	ND	0.440	1.00	ug/L	1					
1,1-Dichloroethane	U	ND	0.410	1.00	ug/L	1					
1,1-Dichloroethylene	U	ND	0.410	1.00	ug/L	1					
1,2-Dichloroethane	U	ND	0.290	1.00	ug/L	1					
1,2-Dichloroethylene (total)	U	ND	0.630	2.00	ug/L	1					
1,2-Dichloropropane	U	ND	0.250	1.00	ug/L	1					
2-Butanone	U	ND	2.31	5.00	ug/L	1					
2-Hexanone	U	ND	1.45	5.00	ug/L	1					
4-Methyl-2-pentanone	U	ND	1.78	5.00	ug/L	1					
Acetone	U	ND	2.29	5.00	ug/L	1					
Benzene	U	ND	0.330	1.00	ug/L	1					
Bromodichloromethane	U	ND	0.380	1.00	ug/L	1					
Bromoform	U	ND	0.500	1.00	ug/L	1					
Bromomethane	U	ND	0.500	1.00	ug/L	1					
Carbon disulfide	U	ND	1.91	5.00	ug/L	1					
Carbon tetrachloride	U	ND	0.290	1.00	ug/L	1					
Chlorobenzene	U	ND	0.320	1.00	ug/L	1					
Chloroethane	U	ND	0.500	1.00	ug/L	1					
Chloroform	U	ND	0.360	1.00	ug/L	1					
Chloromethane	U	ND	0.500	1.00	ug/L	1					
Dibromochloromethane	U	ND	0.290	1.00	ug/L	1					
Ethylbenzene	U	ND	0.210	1.00	ug/L	1					
Methylene chloride	U	ND	1.90	5.00	ug/L	1					
Styrene	U	ND	0.250	1.00	ug/L	1					
Tetrachloroethylene	U	ND	0.330	1.00	ug/L	1					
Toluene		1.13	0.390	1.00	ug/L	1					
Trichloroethylene	U	ND	0.360	1.00	ug/L	1					
Vinyl chloride	U	ND	0.550	1.00	ug/L	1					
Xylenes (total)	U	ND	0.830	3.00	ug/L	1					
cis-1,3-Dichloropropylene	U	ND	0.300	1.00	ug/L	1					
trans-1,3-Dichloropropylene	U	ND	0.290	1.00	ug/L	1					

The following Prep Methods were performed

Method	Description	Analyst	Date	Time	Prep Batch
		RMB	07/30/02	1230	189515



GENERAL ENGINEERING LABORATORIES, LLC

a Member of THE GEL GROUP, INC.

Meeting Today's Needs with a Vision for Tomorrow

Certificate of Analysis

Company : SAIC
Address : 151 Lafayette Drive
Oak Ridge, Tennessee 37831

Contact: Leslie Barbour
Project: HAAF Long Term Monitoring

Report Date: January 21, 2003

Page 2 of 2

Client Sample ID: AF6522
Sample ID: 63880001

Project: SAIC00101
Client ID: SAIC031

Parameter	Qualifier	Result	DL	RL	Units	DF	Analyst	Date	Time	Batch	Method
SW846 8260B	8260B	Volatiles In Liquid Federal									

The following Analytical Methods were performed

Method	Description	Analyst	Comments
1	SW846 8260B		

Surrogate recovery	Test	Recovery%	Acceptable Limits
Bromofluorobenzene	8260B Volatiles In Liquid Federal	127%	(67%-136%)
Dibromofluoromethane	8260B Volatiles In Liquid Federal	105%	(62%-148%)
Toluene-d8	8260B Volatiles In Liquid Federal	100%	(58%-139%)

Notes:

The Qualifiers in this report are defined as follows :

- < Actual result is less than amount reported
- > Actual result is greater than amount reported
- B Analyte found in the sample as well as the associated blank.
- BD Flag for results below the MDC or a flag for low tracer recovery.
- E Concentration exceeds instrument calibration range
- H Holding time exceeded
- J Indicates an estimated value. The result was greater than the detection limit, but less than the reporting limit.
- P The response between the confirmation column and the primary column is >40%D
- U Indicates the compound was analyzed for but not detected above the detection limit
- UI Uncertain identification for gamma spectroscopy.
- X Lab-specific qualifier - must be fully described in case narrative and data summary package
- Y QC Samples were not spiked with this compound.


The above sample is reported on an "as received" basis.

Where the analytical method has been performed under NELAP certification, the analysis has met all of the requirements of the NELAC standard unless qualified on the Certificate of Analysis.

This data report has been prepared and reviewed in accordance with General Engineering Laboratories, LLC standard operating procedures. Please direct any questions to your Project Manager, Valerie Davis.

Valerie Davis

Reviewed by



GENERAL ENGINEERING LABORATORIES, LLC

a Member of THE GEL GROUP, INC.

Meeting Today's Needs with a Vision for Tomorrow

Certificate of Analysis

Company : SAIC
Address : 151 Lafayette Drive
Oak Ridge, Tennessee 37831

Contact: Leslie Barbour
Project: HAAF Long Term Monitoring

Report Date: January 21, 2003

Page 1 of 2


Client Sample ID: AF6532
Sample ID: 63879014
Matrix: Water
Collect Date: 17-JUL-02 11:48
Receive Date: 19-JUL-02
Collector: Client

Project: SAIC00101
Client ID: SAIC031

Parameter	Qualifier	Result	DL	RL	Units	DF	Analyst	Date	Time	Batch	Method
Volatile Organics Federal											
<i>8260B Volatiles In Liquid Federal</i>											
1,1,1-Trichloroethane	U	ND	0.340	1.00	ug/L	1	CDS1	07/26/02	0358	188990	1
1,1,2,2-Tetrachloroethane	U	ND	0.490	1.00	ug/L	1					
1,1,2-Trichloroethane	U	ND	0.440	1.00	ug/L	1					
1,1-Dichloroethane	U	ND	0.410	1.00	ug/L	1					
1,1-Dichloroethylene	U	ND	0.410	1.00	ug/L	1					
1,2-Dichloroethane	U	ND	0.290	1.00	ug/L	1					
1,2-Dichloroethylene (total)	U	ND	0.630	2.00	ug/L	1					
1,2-Dichloropropane	U	ND	0.250	1.00	ug/L	1					
2-Butanone	U	ND	2.31	5.00	ug/L	1					
2-Hexanone	U	ND	1.45	5.00	ug/L	1					
4-Methyl-2-pentanone	U	ND	1.78	5.00	ug/L	1					
Acetone	U	ND	2.29	5.00	ug/L	1					
Benzene	U	ND	0.330	1.00	ug/L	1					
Bromodichloromethane	U	ND	0.380	1.00	ug/L	1					
Bromoform	U	ND	0.500	1.00	ug/L	1					
Bromomethane	U	ND	0.500	1.00	ug/L	1					
Carbon disulfide	U	ND	1.91	5.00	ug/L	1					
Carbon tetrachloride	U	ND	0.290	1.00	ug/L	1					
Chlorobenzene	U	ND	0.320	1.00	ug/L	1					
Chloroethane	U	ND	0.500	1.00	ug/L	1					
Chloroform	U	ND	0.360	1.00	ug/L	1					
Chloromethane	U	ND	0.500	1.00	ug/L	1					
Dibromochloromethane	U	ND	0.290	1.00	ug/L	1					
Ethylbenzene	U	ND	0.210	1.00	ug/L	1					
Methylene chloride	U	ND	1.90	5.00	ug/L	1					
Styrene	U	ND	0.250	1.00	ug/L	1					
Tetrachloroethylene	U	ND	0.330	1.00	ug/L	1					
Toluene	J	0.739	0.390	1.00	ug/L	1					
Trichloroethylene	U	ND	0.360	1.00	ug/L	1					
Vinyl chloride	U	ND	0.550	1.00	ug/L	1					
Xylenes (total)	U	ND	0.830	3.00	ug/L	1					
cis-1,3-Dichloropropylene	U	ND	0.300	1.00	ug/L	1					
trans-1,3-Dichloropropylene	U	ND	0.290	1.00	ug/L	1					

The following Prep Methods were performed

Method	Description	Analyst	Date	Time	Prep Batch
SW846 8260B	8260B Volatiles In Liquid Federal	CDS1	07/26/02	0358	188990



GENERAL ENGINEERING LABORATORIES, LLC

a Member of THE GEL GROUP, INC.

Meeting Today's Needs with a Vision for Tomorrow

Certificate of Analysis

Company : SAIC
Address : 151 Lafayette Drive
Oak Ridge, Tennessee 37831

Contact: Leslie Barbour
Project: HAAF Long Term Monitoring

Report Date: January 21, 2003

Page 2 of 2

Client Sample ID: AF6532
Sample ID: 63879014

Project: SAIC00101
Client ID: SAIC031

Parameter	Qualifier	Result	DL	RL	Units	DF	Analyst	Date	Time	Batch	Method
The following Analytical Methods were performed											
Method	Description		Analyst Comments								
I	SW846 8260B										

Surrogate recovery	Test	Recovery %	Acceptable Limits
Bromofluorobenzene	8260B Volatiles In Liquid Federal	114%	(67%-136%)
Dibromofluoromethane	8260B Volatiles In Liquid Federal	106%	(62%-148%)
Toluene-d8	8260B Volatiles In Liquid Federal	114%	(58%-139%)

Notes:

The Qualifiers in this report are defined as follows :


- < Actual result is less than amount reported
- > Actual result is greater than amount reported
- B Analyte found in the sample as well as the associated blank.
- BD Flag for results below the MDC or a flag for low tracer recovery.
- E Concentration exceeds instrument calibration range
- H Holding time exceeded
- J Indicates an estimated value. The result was greater than the detection limit, but less than the reporting limit.
- P The response between the confirmation column and the primary column is >40%D
- U Indicates the compound was analyzed for but not detected above the detection limit
- UI Uncertain identification for gamma spectroscopy.
- X Lab-specific qualifier - must be fully described in case narrative and data summary package
- Y QC Samples were not spiked with this compound.

The above sample is reported on an "as received" basis.

Where the analytical method has been performed under NELAP certification, the analysis has met all of the requirements of the NELAC standard unless qualified on the Certificate of Analysis.

This data report has been prepared and reviewed in accordance with General Engineering Laboratories, LLC standard operating procedures. Please direct any questions to your Project Manager, Valerie Davis.

Valerie Davis
Reviewed by



GENERAL ENGINEERING LABORATORIES, LLC

a Member of THE GEL GROUP, INC.

Meeting Today's Needs with a Vision for Tomorrow

Certificate of Analysis

Company : SAIC
Address : 151 Lafayette Drive
Oak Ridge, Tennessee 37831

Contact: Leslie Barbour
Project: HAAF Long Term Monitoring

Report Date: January 21, 2003

Page 1 of 2


Client Sample ID: AF6542
Sample ID: 63879017
Matrix: Water
Collect Date: 17-JUL-02 12:05
Receive Date: 19-JUL-02
Collector: Client

Project: SAIC00101
Client ID: SAIC031

Parameter	Qualifier	Result	DL	RL	Units	DF	Analyst	Date	Time	Batch	Method
Volatile Organics Federal											
<i>8260B Volatiles In Liquid Federal</i>											
1,1,1-Trichloroethane	U	ND	0.340	1.00	ug/L	1	CDS1	07/26/02	0524	188990	1
1,1,2,2-Tetrachloroethane	U	ND	0.490	1.00	ug/L	1					
1,1,2-Trichloroethane	U	ND	0.440	1.00	ug/L	1					
1,1-Dichloroethane	U	ND	0.410	1.00	ug/L	1					
1,1-Dichloroethylene	U	ND	0.410	1.00	ug/L	1					
1,2-Dichloroethane	U	ND	0.290	1.00	ug/L	1					
1,2-Dichloroethylene (total)	U	ND	0.630	2.00	ug/L	1					
1,2-Dichloropropane	U	ND	0.250	1.00	ug/L	1					
2-Butanone	U	ND	2.31	5.00	ug/L	1					
2-Hexanone	U	ND	1.45	5.00	ug/L	1					
4-Methyl-2-pentanone	U	ND	1.78	5.00	ug/L	1					
Acetone	U	ND	2.29	5.00	ug/L	1					
Benzene	U	ND	0.330	1.00	ug/L	1					
Bromodichloromethane	U	ND	0.380	1.00	ug/L	1					
Bromoform	U	ND	0.500	1.00	ug/L	1					
Bromomethane	U	ND	0.500	1.00	ug/L	1					
Carbon disulfide	U	ND	1.91	5.00	ug/L	1					
Carbon tetrachloride	U	ND	0.290	1.00	ug/L	1					
Chlorobenzene	U	ND	0.320	1.00	ug/L	1					
Chloroethane	U	ND	0.500	1.00	ug/L	1					
Chloroform	U	ND	0.360	1.00	ug/L	1					
Chloromethane	U	ND	0.500	1.00	ug/L	1					
Dibromochloromethane	U	ND	0.290	1.00	ug/L	1					
Ethylbenzene	U	ND	0.210	1.00	ug/L	1					
Methylene chloride	U	ND	1.90	5.00	ug/L	1					
Styrene	U	ND	0.250	1.00	ug/L	1					
Tetrachloroethylene	U	ND	0.330	1.00	ug/L	1					
Toluene	J	0.742	0.390	1.00	ug/L	1					
Trichloroethylene		2.44	0.360	1.00	ug/L	1					
Vinyl chloride	U	ND	0.550	1.00	ug/L	1					
Xylenes (total)	U	ND	0.830	3.00	ug/L	1					
cis-1,3-Dichloropropylene	U	ND	0.300	1.00	ug/L	1					
trans-1,3-Dichloropropylene	U	ND	0.290	1.00	ug/L	1					

The following Prep Methods were performed

Method	Description	Analyst	Date	Time	Prep Batch
SW846 8260B	8260B Volatiles In Liquid Federal	CDS1	07/26/02	0524	188990



GENERAL ENGINEERING LABORATORIES, LLC

a Member of THE GEL GROUP, INC.

Meeting Today's Needs with a Vision for Tomorrow

Certificate of Analysis

Company : SAIC
Address : 151 Lafayette Drive
Oak Ridge, Tennessee 37831

Contact: Leslie Barbour
Project: HAAF Long Term Monitoring

Report Date: January 21, 2003

Page 2 of 2

Client Sample ID: AF6542
Sample ID: 63879017

Project: SAIC00101
Client ID: SAIC031

Parameter	Qualifier	Result	DL	RL	Units	DF	Analyst	Date	Time	Batch	Method
The following Analytical Methods were performed											
Method	Description		Analyst Comments								
I	SW846 8260B										

Surrogate recovery	Test	Recovery %	Acceptable Limits
Bromofluorobenzene	8260B Volatiles In Liquid Federal	114%	(67%-136%)
Dibromofluoromethane	8260B Volatiles In Liquid Federal	103%	(62%-148%)
Toluene-d8	8260B Volatiles In Liquid Federal	111%	(58%-139%)

Notes:

The Qualifiers in this report are defined as follows :


- < Actual result is less than amount reported
- > Actual result is greater than amount reported
- B Analyte found in the sample as well as the associated blank.
- BD Flag for results below the MDC or a flag for low tracer recovery.
- E Concentration exceeds instrument calibration range
- H Holding time exceeded
- J Indicates an estimated value. The result was greater than the detection limit, but less than the reporting limit.
- P The response between the confirmation column and the primary column is >40%D
- U Indicates the compound was analyzed for but not detected above the detection limit
- UI Uncertain identification for gamma spectroscopy.
- X Lab-specific qualifier - must be fully described in case narrative and data summary package
- Y QC Samples were not spiked with this compound.

The above sample is reported on an "as received" basis.

Where the analytical method has been performed under NELAP certification, the analysis has met all of the requirements of the NELAC standard unless qualified on the Certificate of Analysis.

This data report has been prepared and reviewed in accordance with General Engineering Laboratories, LLC standard operating procedures. Please direct any questions to your Project Manager, Valerie Davis.

Valerie Davis
Reviewed by



GENERAL ENGINEERING LABORATORIES, LLC

a Member of THE GEL GROUP, INC.

Meeting Today's Needs with a Vision for Tomorrow

Certificate of Analysis

Company : SAIC
Address : 151 Lafayette Drive
Oak Ridge, Tennessee 37831

Contact: Leslie Barbour
Project: HAAF Long Term Monitoring

Report Date: January 21, 2003

Page 1 of 2


Client Sample ID: AF6552
Sample ID: 63879012
Matrix: Water
Collect Date: 17-JUL-02 12:21
Receive Date: 19-JUL-02
Collector: Client

Project: SAIC00101
Client ID: SAIC031

Parameter	Qualifier	Result	DL	RL	Units	DF	Analyst	Date	Time	Batch	Method
Volatile Organics Federal											
<i>8260B Volatiles In Liquid Federal</i>											
1,1,1-Trichloroethane	U	ND	0.340	1.00	ug/L	1	CDS1	07/26/02	0301	188990	1
1,1,2,2-Tetrachloroethane	U	ND	0.490	1.00	ug/L	1					
1,1,2-Trichloroethane	U	ND	0.440	1.00	ug/L	1					
1,1-Dichloroethane	U	ND	0.410	1.00	ug/L	1					
1,1-Dichloroethylene	U	ND	0.410	1.00	ug/L	1					
1,2-Dichloroethane	U	ND	0.290	1.00	ug/L	1					
1,2-Dichloroethylene (total)	U	ND	0.630	2.00	ug/L	1					
1,2-Dichloropropane	U	ND	0.250	1.00	ug/L	1					
2-Butanone	U	ND	2.31	5.00	ug/L	1					
2-Hexanone	U	ND	1.45	5.00	ug/L	1					
4-Methyl-2-pentanone	U	ND	1.78	5.00	ug/L	1					
Acetone	U	ND	2.29	5.00	ug/L	1					
Benzene	U	ND	0.330	1.00	ug/L	1					
Bromodichloromethane	U	ND	0.380	1.00	ug/L	1					
Bromoform	U	ND	0.500	1.00	ug/L	1					
Bromomethane	U	ND	0.500	1.00	ug/L	1					
Carbon disulfide	U	ND	1.91	5.00	ug/L	1					
Carbon tetrachloride	U	ND	0.290	1.00	ug/L	1					
Chlorobenzene	U	ND	0.320	1.00	ug/L	1					
Chloroethane	U	ND	0.500	1.00	ug/L	1					
Chloroform	U	ND	0.360	1.00	ug/L	1					
Chloromethane	U	ND	0.500	1.00	ug/L	1					
Dibromochloromethane	U	ND	0.290	1.00	ug/L	1					
Ethylbenzene	U	ND	0.210	1.00	ug/L	1					
Methylene chloride	U	ND	1.90	5.00	ug/L	1					
Styrene	U	ND	0.250	1.00	ug/L	1					
Tetrachloroethylene	U	ND	0.330	1.00	ug/L	1					
Toluene	J	0.472	0.390	1.00	ug/L	1					
Trichloroethylene		3.02	0.360	1.00	ug/L	1					
Vinyl chloride	U	ND	0.550	1.00	ug/L	1					
Xylenes (total)	U	ND	0.830	3.00	ug/L	1					
cis-1,3-Dichloropropylene	U	ND	0.300	1.00	ug/L	1					
trans-1,3-Dichloropropylene	U	ND	0.290	1.00	ug/L	1					

The following Prep Methods were performed

Method	Description	Analyst	Date	Time	Prep Batch
SW846 8260B	8260B Volatiles In Liquid Federal	CDS1	07/26/02	0301	188990



GENERAL ENGINEERING LABORATORIES, LLC

a Member of THE GEL GROUP, INC.

Meeting Today's Needs with a Vision for Tomorrow

Certificate of Analysis

Company : SAIC
Address : 151 Lafayette Drive
Oak Ridge, Tennessee 37831

Contact: Leslie Barbour
Project: HAAF Long Term Monitoring

Report Date: January 21, 2003

Page 2 of 2

Client Sample ID: AF6552
Sample ID: 63879012

Project: SAIC00101
Client ID: SAIC031

Parameter	Qualifier	Result	DL	RL	Units	DF	Analyst	Date	Time	Batch	Method
-----------	-----------	--------	----	----	-------	----	---------	------	------	-------	--------

The following Analytical Methods were performed

Method	Description	Analyst	Comments
--------	-------------	---------	----------

1	SW846 8260B		
---	-------------	--	--

Surrogate recovery	Test	Recovery %	Acceptable Limits
Bromofluorobenzene	8260B Volatiles In Liquid Federal	113%	(67%-136%)
Dibromofluoromethane	8260B Volatiles In Liquid Federal	106%	(62%-148%)
Toluene-d8	8260B Volatiles In Liquid Federal	113%	(58%-139%)

Notes:

The Qualifiers in this report are defined as follows :


- < Actual result is less than amount reported
- > Actual result is greater than amount reported
- B Analyte found in the sample as well as the associated blank.
- BD Flag for results below the MDC or a flag for low tracer recovery.
- E Concentration exceeds instrument calibration range
- H Holding time exceeded
- J Indicates an estimated value. The result was greater than the detection limit, but less than the reporting limit.
- P The response between the confirmation column and the primary column is >40%D
- U Indicates the compound was analyzed for but not detected above the detection limit
- UI Uncertain identification for gamma spectroscopy.
- X Lab-specific qualifier - must be fully described in case narrative and data summary package
- Y QC Samples were not spiked with this compound.

The above sample is reported on an "as received" basis.

Where the analytical method has been performed under NELAP certification, the analysis has met all of the requirements of the NELAC standard unless qualified on the Certificate of Analysis.

This data report has been prepared and reviewed in accordance with General Engineering Laboratories, LLC standard operating procedures. Please direct any questions to your Project Manager, Valerie Davis.

Valerie Davis
Reviewed by



GENERAL ENGINEERING LABORATORIES, LLC

a Member of THE GEL GROUP, INC.

Meeting Today's Needs with a Vision for Tomorrow

Certificate of Analysis

Company : SAIC
Address : 151 Lafayette Drive
Oak Ridge, Tennessee 37831

Contact: Leslie Barbour
Project: HAAF Long Term Monitoring

Report Date: January 21, 2003

Page 1 of 2


Client Sample ID: AF6554
Sample ID: 63879016
Matrix: Water
Collect Date: 17-JUL-02 12:21
Receive Date: 19-JUL-02
Collector: Client

Project: SAIC00101
Client ID: SAIC031

Parameter	Qualifier	Result	DL	RL	Units	DF	Analyst	Date	Time	Batch	Method
Volatile Organics Federal											
<i>8260B Volatiles In Liquid Federal</i>											
1,1,1-Trichloroethane	U	ND	0.340	1.00	ug/L	1	CDS1	07/26/02	0455	188990	1
1,1,2,2-Tetrachloroethane	U	ND	0.490	1.00	ug/L	1					
1,1,2-Trichloroethane	U	ND	0.440	1.00	ug/L	1					
1,1-Dichloroethane	U	ND	0.410	1.00	ug/L	1					
1,1-Dichloroethylene	U	ND	0.410	1.00	ug/L	1					
1,2-Dichloroethane	U	ND	0.290	1.00	ug/L	1					
1,2-Dichloroethylene (total)	U	ND	0.630	2.00	ug/L	1					
1,2-Dichloropropane	U	ND	0.250	1.00	ug/L	1					
2-Butanone	U	ND	2.31	5.00	ug/L	1					
2-Hexanone	U	ND	1.45	5.00	ug/L	1					
4-Methyl-2-pentanone	U	ND	1.78	5.00	ug/L	1					
Acetone	U	ND	2.29	5.00	ug/L	1					
Benzene	U	ND	0.330	1.00	ug/L	1					
Bromodichloromethane	U	ND	0.380	1.00	ug/L	1					
Bromoform	U	ND	0.500	1.00	ug/L	1					
Bromomethane	U	ND	0.500	1.00	ug/L	1					
Carbon disulfide	U	ND	1.91	5.00	ug/L	1					
Carbon tetrachloride	U	ND	0.290	1.00	ug/L	1					
Chlorobenzene	U	ND	0.320	1.00	ug/L	1					
Chloroethane	U	ND	0.500	1.00	ug/L	1					
Chloroform	U	ND	0.360	1.00	ug/L	1					
Chloromethane	U	ND	0.500	1.00	ug/L	1					
Dibromochloromethane	U	ND	0.290	1.00	ug/L	1					
Ethylbenzene	U	ND	0.210	1.00	ug/L	1					
Methylene chloride	U	ND	1.90	5.00	ug/L	1					
Styrene	U	ND	0.250	1.00	ug/L	1					
Tetrachloroethylene	U	ND	0.330	1.00	ug/L	1					
Toluene	J	0.514	0.390	1.00	ug/L	1					
Trichloroethylene		3.03	0.360	1.00	ug/L	1					
Vinyl chloride	U	ND	0.550	1.00	ug/L	1					
Xylenes (total)	U	ND	0.830	3.00	ug/L	1					
cis-1,3-Dichloropropylene	U	ND	0.300	1.00	ug/L	1					
trans-1,3-Dichloropropylene	U	ND	0.290	1.00	ug/L	1					

The following Prep Methods were performed

Method	Description	Analyst	Date	Time	Prep Batch
SW846 8260B	8260B Volatiles In Liquid Federal	CDS1	07/26/02	0455	188990



GENERAL ENGINEERING LABORATORIES, LLC

a Member of THE GEL GROUP, INC.

Meeting Today's Needs with a Vision for Tomorrow

Certificate of Analysis

Company : SAIC
Address : 151 Lafayette Drive
Oak Ridge, Tennessee 37831

Contact: Leslie Barbour
Project: HAAF Long Term Monitoring

Report Date: January 21, 2003

Page 2 of 2

Client Sample ID: AF6554
Sample ID: 63879016

Project: SAIC00101
Client ID: SAIC031

Parameter	Qualifier	Result	DL	RL	Units	DF	Analyst	Date	Time	Batch	Method
-----------	-----------	--------	----	----	-------	----	---------	------	------	-------	--------

The following Analytical Methods were performed

Method	Description	Analyst	Comments
--------	-------------	---------	----------

I	SW846 8260B		
---	-------------	--	--

Surrogate recovery	Test	Recovery%	Acceptable Limits
Bromofluorobenzene	8260B Volatiles In Liquid Federal	117%	(67%-136%)
Dibromofluoromethane	8260B Volatiles In Liquid Federal	105%	(62%-148%)
Toluene-d8	8260B Volatiles In Liquid Federal	113%	(58%-139%)

Notes:

The Qualifiers in this report are defined as follows :


- < Actual result is less than amount reported
- > Actual result is greater than amount reported
- B Analyte found in the sample as well as the associated blank.
- BD Flag for results below the MDC or a flag for low tracer recovery.
- E Concentration exceeds instrument calibration range
- H Holding time exceeded
- J Indicates an estimated value. The result was greater than the detection limit, but less than the reporting limit.
- P The response between the confirmation column and the primary column is >40%D
- U Indicates the compound was analyzed for but not detected above the detection limit
- UI Uncertain identification for gamma spectroscopy.
- X Lab-specific qualifier - must be fully described in case narrative and data summary package
- Y QC Samples were not spiked with this compound.

The above sample is reported on an "as received" basis.

Where the analytical method has been performed under NELAP certification, the analysis has met all of the requirements of the NELAC standard unless qualified on the Certificate of Analysis.

This data report has been prepared and reviewed in accordance with General Engineering Laboratories, LLC standard operating procedures. Please direct any questions to your Project Manager, Valerie Davis.

Valerie Davis
Reviewed by



GENERAL ENGINEERING LABORATORIES, LLC

a Member of THE GEL GROUP, INC.

Meeting Today's Needs with a Vision for Tomorrow

Certificate of Analysis

Company : SAIC
Address : 151 Lafayette Drive
Oak Ridge, Tennessee 37831

Contact: Leslie Barbour
Project: HAAF Long Term Monitoring

Report Date: January 21, 2003

Page 1 of 2


Client Sample ID: AF6562
Sample ID: 63879013
Matrix: Water
Collect Date: 17-JUL-02 12:46
Receive Date: 19-JUL-02
Collector: Client

Project: SAIC00101
Client ID: SAIC031

Parameter	Qualifier	Result	DL	RL	Units	DF	Analyst	Date	Time	Batch	Method
Volatile Organics Federal											
<i>8260B Volatiles In Liquid Federal</i>											
1,1,1-Trichloroethane	U	ND	0.340	1.00	ug/L	1	CDS1	07/26/02	0330	188990	1
1,1,2,2-Tetrachloroethane	U	ND	0.490	1.00	ug/L	1					
1,1,2-Trichloroethane	U	ND	0.440	1.00	ug/L	1					
1,1-Dichloroethane	U	ND	0.410	1.00	ug/L	1					
1,1-Dichloroethylene	U	ND	0.410	1.00	ug/L	1					
1,2-Dichloroethane	U	ND	0.290	1.00	ug/L	1					
1,2-Dichloroethylene (total)	U	ND	0.630	2.00	ug/L	1					
1,2-Dichloropropane	U	ND	0.250	1.00	ug/L	1					
2-Butanone	U	ND	2.31	5.00	ug/L	1					
2-Hexanone	U	ND	1.45	5.00	ug/L	1					
4-Methyl-2-pentanone	U	ND	1.78	5.00	ug/L	1					
Acetone	U	ND	2.29	5.00	ug/L	1					
Benzene	U	ND	0.330	1.00	ug/L	1					
Bromodichloromethane	U	ND	0.380	1.00	ug/L	1					
Bromoform	U	ND	0.500	1.00	ug/L	1					
Bromomethane	U	ND	0.500	1.00	ug/L	1					
Carbon disulfide	U	ND	1.91	5.00	ug/L	1					
Carbon tetrachloride	U	ND	0.290	1.00	ug/L	1					
Chlorobenzene	U	ND	0.320	1.00	ug/L	1					
Chloroethane	U	ND	0.500	1.00	ug/L	1					
Chloroform	U	ND	0.360	1.00	ug/L	1					
Chloromethane	U	ND	0.500	1.00	ug/L	1					
Dibromochloromethane	U	ND	0.290	1.00	ug/L	1					
Ethylbenzene	U	ND	0.210	1.00	ug/L	1					
Methylene chloride	U	ND	1.90	5.00	ug/L	1					
Styrene	U	ND	0.250	1.00	ug/L	1					
Tetrachloroethylene	U	ND	0.330	1.00	ug/L	1					
Toluene	J	0.428	0.390	1.00	ug/L	1					
Trichloroethylene	U	ND	0.360	1.00	ug/L	1					
Vinyl chloride	U	ND	0.550	1.00	ug/L	1					
Xylenes (total)	U	ND	0.830	3.00	ug/L	1					
cis-1,3-Dichloropropylene	U	ND	0.300	1.00	ug/L	1					
trans-1,3-Dichloropropylene	U	ND	0.290	1.00	ug/L	1					

The following Prep Methods were performed

Method	Description	Analyst	Date	Time	Prep Batch
SW846 8260B	8260B Volatiles In Liquid Federal	CDS1	07/26/02	0330	188990



GENERAL ENGINEERING LABORATORIES, LLC

a Member of THE GEL GROUP, INC.

Meeting Today's Needs with a Vision for Tomorrow

Certificate of Analysis

Company : SAIC
Address : 151 Lafayette Drive
Oak Ridge, Tennessee 37831

Contact: Leslie Barbour
Project: HAAF Long Term Monitoring

Report Date: January 21, 2003

Page 2 of 2

Client Sample ID: AF6562
Sample ID: 63879013

Project: SAIC00101
Client ID: SAIC031

Parameter	Qualifier	Result	DL	RL	Units	DF	Analyst	Date	Time	Batch	Method
-----------	-----------	--------	----	----	-------	----	---------	------	------	-------	--------

The following Analytical Methods were performed

Method	Description	Analyst	Comments
--------	-------------	---------	----------

I	SW846 8260B		
---	-------------	--	--

Surrogate recovery	Test	Recovery%	Acceptable Limits
Bromofluorobenzene	8260B Volatiles In Liquid Federal	113%	(67%-136%)
Dibromofluoromethane	8260B Volatiles In Liquid Federal	105%	(62%-148%)
Toluene-d8	8260B Volatiles In Liquid Federal	113%	(58%-139%)

Notes:

The Qualifiers in this report are defined as follows :

- < Actual result is less than amount reported
- > Actual result is greater than amount reported
- B Analyte found in the sample as well as the associated blank.
- BD Flag for results below the MDC or a flag for low tracer recovery.
- E Concentration exceeds instrument calibration range
- H Holding time exceeded
- J Indicates an estimated value. The result was greater than the detection limit, but less than the reporting limit.
- P The response between the confirmation column and the primary column is >40%D
- U Indicates the compound was analyzed for but not detected above the detection limit
- UI Uncertain identification for gamma spectroscopy.
- X Lab-specific qualifier - must be fully described in case narrative and data summary package
- Y QC Samples were not spiked with this compound.


The above sample is reported on an "as received" basis.

Where the analytical method has been performed under NELAP certification, the analysis has met all of the requirements of the NELAC standard unless qualified on the Certificate of Analysis.

This data report has been prepared and reviewed in accordance with General Engineering Laboratories, LLC standard operating procedures. Please direct any questions to your Project Manager, Valerie Davis.

Valerie Davis

Reviewed by



GENERAL ENGINEERING LABORATORIES, LLC

a Member of THE GEL GROUP, INC.

Meeting Today's Needs with a Vision for Tomorrow

Certificate of Analysis

Company : SAIC
Address : 151 Lafayette Drive
Oak Ridge, Tennessee 37831

Contact: Leslie Barbour
Project: HAAF Long Term Monitoring

Report Date: January 21, 2003

Page 1 of 2


Client Sample ID: AF6572
Sample ID: 63879010
Matrix: Water
Collect Date: 17-JUL-02 14:33
Receive Date: 19-JUL-02
Collector: Client

Project: SAIC00101
Client ID: SAIC031

Parameter	Qualifier	Result	DL	RL	Units	DF	Analyst	Date	Time	Batch	Method
Volatile Organics Federal											
<i>8260B Volatiles In Liquid Federal</i>											
1,1,1-Trichloroethane	U	ND	0.340	1.00	ug/L	1	CDS1	07/26/02	0204	188990	1
1,1,2,2-Tetrachloroethane	U	ND	0.490	1.00	ug/L	1					
1,1,2-Trichloroethane	U	ND	0.440	1.00	ug/L	1					
1,1-Dichloroethane	U	ND	0.410	1.00	ug/L	1					
1,1-Dichloroethylene	U	ND	0.410	1.00	ug/L	1					
1,2-Dichloroethane	U	ND	0.290	1.00	ug/L	1					
1,2-Dichloroethylene (total)	U	ND	0.630	2.00	ug/L	1					
1,2-Dichloropropane	U	ND	0.250	1.00	ug/L	1					
2-Butanone	U	ND	2.31	5.00	ug/L	1					
2-Hexanone	U	ND	1.45	5.00	ug/L	1					
4-Methyl-2-pentanone	U	ND	1.78	5.00	ug/L	1					
Acetone	U	ND	2.29	5.00	ug/L	1					
Benzene	U	ND	0.330	1.00	ug/L	1					
Bromodichloromethane	U	ND	0.380	1.00	ug/L	1					
Bromoform	U	ND	0.500	1.00	ug/L	1					
Bromomethane	U	ND	0.500	1.00	ug/L	1					
Carbon disulfide	U	ND	1.91	5.00	ug/L	1					
Carbon tetrachloride	U	ND	0.290	1.00	ug/L	1					
Chlorobenzene	U	ND	0.320	1.00	ug/L	1					
Chloroethane	U	ND	0.500	1.00	ug/L	1					
Chloroform	U	ND	0.360	1.00	ug/L	1					
Chloromethane	U	ND	0.500	1.00	ug/L	1					
Dibromochloromethane	U	ND	0.290	1.00	ug/L	1					
Ethylbenzene	U	ND	0.210	1.00	ug/L	1					
Methylene chloride	U	ND	1.90	5.00	ug/L	1					
Styrene	U	ND	0.250	1.00	ug/L	1					
Tetrachloroethylene	U	ND	0.330	1.00	ug/L	1					
Toluene	U	ND	0.390	1.00	ug/L	1					
Trichloroethylene	U	ND	0.360	1.00	ug/L	1					
Vinyl chloride	U	ND	0.550	1.00	ug/L	1					
Xylenes (total)	U	ND	0.830	3.00	ug/L	1					
cis-1,3-Dichloropropylene	U	ND	0.300	1.00	ug/L	1					
trans-1,3-Dichloropropylene	U	ND	0.290	1.00	ug/L	1					

The following Prep Methods were performed

Method	Description	Analyst	Date	Time	Prep Batch
SW846 8260B	8260B Volatiles In Liquid Federal	CDS1	07/26/02	0204	188990



GENERAL ENGINEERING LABORATORIES, LLC

a Member of THE GEL GROUP, INC.

Meeting Today's Needs with a Vision for Tomorrow

Certificate of Analysis

Company : SAIC
Address : 151 Lafayette Drive
Oak Ridge, Tennessee 37831

Contact: Leslie Barbour
Project: HAAF Long Term Monitoring

Report Date: January 21, 2003

Page 2 of 2

Client Sample ID: AF6572
Sample ID: 63879010

Project: SAIC00101
Client ID: SAIC031

Parameter	Qualifier	Result	DL	RL	Units	DF	Analyst	Date	Time	Batch	Method
-----------	-----------	--------	----	----	-------	----	---------	------	------	-------	--------

The following Analytical Methods were performed

Method	Description	Analyst	Comments
--------	-------------	---------	----------

1	SW846 8260B		
---	-------------	--	--

Surrogate recovery	Test	Recovery %	Acceptable Limits
Bromofluorobenzene	8260B Volatiles In Liquid Federal	115%	(67%-136%)
Dibromofluoromethane	8260B Volatiles In Liquid Federal	105%	(62%-148%)
Toluene-d8	8260B Volatiles In Liquid Federal	113%	(58%-139%)

Notes:

The Qualifiers in this report are defined as follows :


- < Actual result is less than amount reported
- > Actual result is greater than amount reported
- B Analyte found in the sample as well as the associated blank.
- BD Flag for results below the MDC or a flag for low tracer recovery.
- E Concentration exceeds instrument calibration range
- H Holding time exceeded
- J Indicates an estimated value. The result was greater than the detection limit, but less than the reporting limit.
- P The response between the confirmation column and the primary column is >40%D
- U Indicates the compound was analyzed for but not detected above the detection limit
- UI Uncertain identification for gamma spectroscopy.
- X Lab-specific qualifier - must be fully described in case narrative and data summary package
- Y QC Samples were not spiked with this compound.

The above sample is reported on an "as received" basis.

Where the analytical method has been performed under NELAP certification, the analysis has met all of the requirements of the NELAC standard unless qualified on the Certificate of Analysis.

This data report has been prepared and reviewed in accordance with General Engineering Laboratories, LLC standard operating procedures. Please direct any questions to your Project Manager, Valerie Davis.

Valerie Davis
Reviewed by



GENERAL ENGINEERING LABORATORIES, LLC

a Member of THE GEL GROUP, INC.

Meeting Today's Needs with a Vision for Tomorrow

Certificate of Analysis

Company : SAIC
Address : 151 Lafayette Drive
Oak Ridge, Tennessee 37831

Contact: Leslie Barbour
Project: HAAF Long Term Monitoring

Report Date: January 21, 2003

Page 1 of 2


Client Sample ID: AF6582
Sample ID: 63879009
Matrix: Water
Collect Date: 17-JUL-02 15:03
Receive Date: 19-JUL-02
Collector: Client

Project: SAIC00101
Client ID: SAIC031

Parameter	Qualifier	Result	DL	RL	Units	DF	Analyst	Date	Time	Batch	Method
Volatile Organics Federal											
<i>8260B Volatiles In Liquid Federal</i>											
1,1,1-Trichloroethane	U	ND	0.340	1.00	ug/L	1	CDS1	07/26/02	0136	188990	1
1,1,2,2-Tetrachloroethane	U	ND	0.490	1.00	ug/L	1					
1,1,2-Trichloroethane	U	ND	0.440	1.00	ug/L	1					
1,1-Dichloroethane	U	ND	0.410	1.00	ug/L	1					
1,1-Dichloroethylene	U	ND	0.410	1.00	ug/L	1					
1,2-Dichloroethane	U	ND	0.290	1.00	ug/L	1					
1,2-Dichloroethylene (total)	U	ND	0.630	2.00	ug/L	1					
1,2-Dichloropropane	U	ND	0.250	1.00	ug/L	1					
2-Butanone	U	ND	2.31	5.00	ug/L	1					
2-Hexanone	U	ND	1.45	5.00	ug/L	1					
4-Methyl-2-pentanone	U	ND	1.78	5.00	ug/L	1					
Acetone	J	2.62	2.29	5.00	ug/L	1					
Benzene	U	ND	0.330	1.00	ug/L	1					
Bromodichloromethane	U	ND	0.380	1.00	ug/L	1					
Bromoform	U	ND	0.500	1.00	ug/L	1					
Bromomethane	U	ND	0.500	1.00	ug/L	1					
Carbon disulfide	U	ND	1.91	5.00	ug/L	1					
Carbon tetrachloride	U	ND	0.290	1.00	ug/L	1					
Chlorobenzene	U	ND	0.320	1.00	ug/L	1					
Chloroethane	U	ND	0.500	1.00	ug/L	1					
Chloroform	U	ND	0.360	1.00	ug/L	1					
Chloromethane	U	ND	0.500	1.00	ug/L	1					
Dibromochloromethane	U	ND	0.290	1.00	ug/L	1					
Ethylbenzene	U	ND	0.210	1.00	ug/L	1					
Methylene chloride	U	ND	1.90	5.00	ug/L	1					
Styrene	U	ND	0.250	1.00	ug/L	1					
Tetrachloroethylene	U	ND	0.330	1.00	ug/L	1					
Toluene	U	ND	0.390	1.00	ug/L	1					
Trichloroethylene	U	ND	0.360	1.00	ug/L	1					
Vinyl chloride	U	ND	0.550	1.00	ug/L	1					
Xylenes (total)	U	ND	0.830	3.00	ug/L	1					
cis-1,3-Dichloropropylene	U	ND	0.300	1.00	ug/L	1					
trans-1,3-Dichloropropylene	U	ND	0.290	1.00	ug/L	1					

The following Prep Methods were performed

Method	Description	Analyst	Date	Time	Prep Batch
SW846 8260B	8260B Volatiles In Liquid Federal	CDS1	07/26/02	0136	188990



GENERAL ENGINEERING LABORATORIES, LLC

a Member of THE GEL GROUP, INC.

Meeting Today's Needs with a Vision for Tomorrow

Certificate of Analysis

Company : SAIC
Address : 151 Lafayette Drive
Oak Ridge, Tennessee 37831

Contact: Leslie Barbour
Project: HAAF Long Term Monitoring

Report Date: January 21, 2003

Page 2 of 2

Client Sample ID: AF6582
Sample ID: 63879009

Project: SAIC00101
Client ID: SAIC031

Parameter	Qualifier	Result	DL	RL	Units	DF	Analyst	Date	Time	Batch	Method
-----------	-----------	--------	----	----	-------	----	---------	------	------	-------	--------

The following Analytical Methods were performed

Method	Description	Analyst	Date	Time	Batch	Method
--------	-------------	---------	------	------	-------	--------

1	SW846 8260B					
---	-------------	--	--	--	--	--

Surrogate recovery	Test	Recovery %	Acceptable Limits
Bromofluorobenzene	8260B Volatiles In Liquid Federal	113%	(67%-136%)
Dibromofluoromethane	8260B Volatiles In Liquid Federal	104%	(62%-148%)
Toluene-d8	8260B Volatiles In Liquid Federal	112%	(58%-139%)

Notes:

The Qualifiers in this report are defined as follows :

- < Actual result is less than amount reported
- > Actual result is greater than amount reported
- B Analyte found in the sample as well as the associated blank.
- BD Flag for results below the MDC or a flag for low tracer recovery.
- E Concentration exceeds instrument calibration range
- H Holding time exceeded
- J Indicates an estimated value. The result was greater than the detection limit, but less than the reporting limit.
- P The response between the confirmation column and the primary column is >40%D
- U Indicates the compound was analyzed for but not detected above the detection limit
- UI Uncertain identification for gamma spectroscopy.
- X Lab-specific qualifier - must be fully described in case narrative and data summary package
- Y QC Samples were not spiked with this compound.


The above sample is reported on an "as received" basis.

Where the analytical method has been performed under NELAP certification, the analysis has met all of the requirements of the NELAC standard unless qualified on the Certificate of Analysis.

This data report has been prepared and reviewed in accordance with General Engineering Laboratories, LLC standard operating procedures. Please direct any questions to your Project Manager, Valerie Davis.

Valerie Davis

Reviewed by



GENERAL ENGINEERING LABORATORIES, LLC

a Member of THE GEL GROUP, INC.

Meeting Today's Needs with a Vision for Tomorrow

Certificate of Analysis

Company : SAIC
Address : 151 Lafayette Drive
Oak Ridge, Tennessee 37831

Contact: Leslie Barbour
Project: HAAF Long Term Monitoring

Report Date: January 21, 2003

Page 1 of 2


Client Sample ID: AF6592
Sample ID: 63879008
Matrix: Water
Collect Date: 17-JUL-02 15:39
Receive Date: 19-JUL-02
Collector: Client

Project: SAIC00101
Client ID: SAIC031

Parameter	Qualifier	Result	DL	RL	Units	DF	Analyst	Date	Time	Batch	Method
Volatile Organics Federal											
<i>8260B Volatiles In Liquid Federal</i>											
1,1,1-Trichloroethane	U	ND	0.340	1.00	ug/L	1	CDS1	07/29/02	1316	188990	1
1,1,2,2-Tetrachloroethane	U	ND	0.490	1.00	ug/L	1					
1,1,2-Trichloroethane	U	ND	0.440	1.00	ug/L	1					
1,1-Dichloroethane	U	ND	0.410	1.00	ug/L	1					
1,1-Dichloroethylene	U	ND	0.410	1.00	ug/L	1					
1,2-Dichloroethane	U	ND	0.290	1.00	ug/L	1					
1,2-Dichloroethylene (total)	U	ND	0.630	2.00	ug/L	1					
1,2-Dichloropropane	U	ND	0.250	1.00	ug/L	1					
2-Butanone		5.31	2.31	5.00	ug/L	1					
2-Hexanone	U	ND	1.45	5.00	ug/L	1					
4-Methyl-2-pentanone	U	ND	1.78	5.00	ug/L	1					
Acetone		19.4	2.29	5.00	ug/L	1					
Benzene	J	0.379	0.330	1.00	ug/L	1					
Bromodichloromethane	U	ND	0.380	1.00	ug/L	1					
Bromoform	U	ND	0.500	1.00	ug/L	1					
Bromomethane	U	ND	0.500	1.00	ug/L	1					
Carbon disulfide	U	ND	1.91	5.00	ug/L	1					
Carbon tetrachloride	U	ND	0.290	1.00	ug/L	1					
Chlorobenzene	U	ND	0.320	1.00	ug/L	1					
Chloroethane	U	ND	0.500	1.00	ug/L	1					
Chloroform	U	ND	0.360	1.00	ug/L	1					
Chloromethane	U	ND	0.500	1.00	ug/L	1					
Dibromochloromethane	U	ND	0.290	1.00	ug/L	1					
Ethylbenzene	U	ND	0.210	1.00	ug/L	1					
Methylene chloride	U	ND	1.90	5.00	ug/L	1					
Styrene	U	ND	0.250	1.00	ug/L	1					
Tetrachloroethylene	U	ND	0.330	1.00	ug/L	1					
Toluene		1.23	0.390	1.00	ug/L	1					
Trichloroethylene	U	ND	0.360	1.00	ug/L	1					
Vinyl chloride	U	ND	0.550	1.00	ug/L	1					
Xylenes (total)	U	ND	0.830	3.00	ug/L	1					
cis-1,3-Dichloropropylene	U	ND	0.300	1.00	ug/L	1					
trans-1,3-Dichloropropylene	U	ND	0.290	1.00	ug/L	1					

The following Prep Methods were performed

Method	Description	Analyst	Date	Time	Prep Batch
SW846 8260B	8260B Volatiles In Liquid Federal	CDS1	07/29/02	1316	188990



GENERAL ENGINEERING LABORATORIES, LLC

a Member of THE GEL GROUP, INC.

Meeting Today's Needs with a Vision for Tomorrow

Certificate of Analysis

Company : SAIC
Address : 151 Lafayette Drive
Oak Ridge, Tennessee 37831

Contact: Leslie Barbour
Project: HAAF Long Term Monitoring

Report Date: January 21, 2003

Page 2 of 2

Client Sample ID: AF6592
Sample ID: 63879008

Project: SAIC00101
Client ID: SAIC031

Parameter	Qualifier	Result	DL	RL	Units	DF	Analyst	Date	Time	Batch	Method
-----------	-----------	--------	----	----	-------	----	---------	------	------	-------	--------

The following Analytical Methods were performed

Method	Description	Analyst	Comments
--------	-------------	---------	----------

1	SW846 8260B		
---	-------------	--	--

Surrogate recovery	Test	Recovery %	Acceptable Limits
Bromofluorobenzene	8260B Volatiles In Liquid Federal	114%	(67%-136%)
Dibromofluoromethane	8260B Volatiles In Liquid Federal	108%	(62%-148%)
Toluene-d8	8260B Volatiles In Liquid Federal	111%	(58%-139%)

Notes:

The Qualifiers in this report are defined as follows :


- < Actual result is less than amount reported
- > Actual result is greater than amount reported
- B Analyte found in the sample as well as the associated blank.
- BD Flag for results below the MDC or a flag for low tracer recovery.
- E Concentration exceeds instrument calibration range
- H Holding time exceeded
- J Indicates an estimated value. The result was greater than the detection limit, but less than the reporting limit.
- P The response between the confirmation column and the primary column is >40%D
- U Indicates the compound was analyzed for but not detected above the detection limit
- UI Uncertain identification for gamma spectroscopy.
- X Lab-specific qualifier - must be fully described in case narrative and data summary package
- Y QC Samples were not spiked with this compound.

The above sample is reported on an "as received" basis.

Where the analytical method has been performed under NELAP certification, the analysis has met all of the requirements of the NELAC standard unless qualified on the Certificate of Analysis.

This data report has been prepared and reviewed in accordance with General Engineering Laboratories, LLC standard operating procedures. Please direct any questions to your Project Manager, Valerie Davis.

Valerie Davis
Reviewed by



GENERAL ENGINEERING LABORATORIES, LLC

a Member of THE GEL GROUP, INC.

Meeting Today's Needs with a Vision for Tomorrow

Certificate of Analysis

Company : SAIC
Address : 151 Lafayette Drive
Oak Ridge, Tennessee 37831

Contact: Leslie Barbour
Project: HAAF Long Term Monitoring

Report Date: January 21, 2003

Page 1 of 2


Client Sample ID: AF6612
Sample ID: 63880020
Matrix: Water
Collect Date: 16-JUL-02 18:30
Receive Date: 19-JUL-02
Collector: Client

Project: SAIC00101
Client ID: SAIC031

Parameter	Qualifier	Result	DL	RL	Units	DF	Analyst	Date	Time	Batch	Method
Volatile Organics Federal											
<i>8260B Volatiles In Liquid Federal</i>											
1,1,1-Trichloroethane	U	ND	0.340	1.00	ug/L	1	RMB	07/30/02	1400	189515	1
1,1,2,2-Tetrachloroethane	U	ND	0.490	1.00	ug/L	1					
1,1,2-Trichloroethane	U	ND	0.440	1.00	ug/L	1					
1,1-Dichloroethane	U	ND	0.410	1.00	ug/L	1					
1,1-Dichloroethylene	U	ND	0.410	1.00	ug/L	1					
1,2-Dichloroethane	U	ND	0.290	1.00	ug/L	1					
1,2-Dichloroethylene (total)	U	ND	0.630	2.00	ug/L	1					
1,2-Dichloropropane	U	ND	0.250	1.00	ug/L	1					
2-Butanone	U	ND	2.31	5.00	ug/L	1					
2-Hexanone	U	ND	1.45	5.00	ug/L	1					
4-Methyl-2-pentanone	U	ND	1.78	5.00	ug/L	1					
Acetone	J	3.08	2.29	5.00	ug/L	1					
Benzene	U	ND	0.330	1.00	ug/L	1					
Bromodichloromethane	U	ND	0.380	1.00	ug/L	1					
Bromoform	U	ND	0.500	1.00	ug/L	1					
Bromomethane	U	ND	0.500	1.00	ug/L	1					
Carbon disulfide	U	ND	1.91	5.00	ug/L	1					
Carbon tetrachloride	U	ND	0.290	1.00	ug/L	1					
Chlorobenzene	U	ND	0.320	1.00	ug/L	1					
Chloroethane	U	ND	0.500	1.00	ug/L	1					
Chloroform	U	ND	0.360	1.00	ug/L	1					
Chloromethane	U	ND	0.500	1.00	ug/L	1					
Dibromochloromethane	U	ND	0.290	1.00	ug/L	1					
Ethylbenzene	U	ND	0.210	1.00	ug/L	1					
Methylene chloride	J	4.86	1.90	5.00	ug/L	1					
Styrene	U	ND	0.250	1.00	ug/L	1					
Tetrachloroethylene	U	ND	0.330	1.00	ug/L	1					
Toluene		3.41	0.390	1.00	ug/L	1					
Trichloroethylene	U	ND	0.360	1.00	ug/L	1					
Vinyl chloride	U	ND	0.550	1.00	ug/L	1					
Xylenes (total)	U	ND	0.830	3.00	ug/L	1					
cis-1,3-Dichloropropylene	U	ND	0.300	1.00	ug/L	1					
trans-1,3-Dichloropropylene	U	ND	0.290	1.00	ug/L	1					

The following Prep Methods were performed

Method	Description	Analyst	Date	Time	Prep Batch
SW846 8260B	8260B Volatiles In Liquid Federal	RMB	07/30/02	1400	189515



GENERAL ENGINEERING LABORATORIES, LLC

a Member of THE GEL GROUP, INC.

Meeting Today's Needs with a Vision for Tomorrow

Certificate of Analysis

Company : SAIC
Address : 151 Lafayette Drive
Oak Ridge, Tennessee 37831

Contact: Leslie Barbour
Project: HAAF Long Term Monitoring

Report Date: January 21, 2003

Page 2 of 2

Client Sample ID: AF6612
Sample ID: 63880020

Project: SAIC00101
Client ID: SAIC031

Parameter	Qualifier	Result	DL	RL	Units	DF	Analyst	Date	Time	Batch	Method
-----------	-----------	--------	----	----	-------	----	---------	------	------	-------	--------

The following Analytical Methods were performed

Method	Description	Analyst	Comments
--------	-------------	---------	----------

1	SW846 8260B		
---	-------------	--	--

Surrogate recovery	Test	Recovery %	Acceptable Limits
Bromofluorobenzene	8260B Volatiles In Liquid Federal	127%	(67%-136%)
Dibromofluoromethane	8260B Volatiles In Liquid Federal	106%	(62%-148%)
Toluene-d8	8260B Volatiles In Liquid Federal	100%	(58%-139%)

Notes:

The Qualifiers in this report are defined as follows :


- < Actual result is less than amount reported
- > Actual result is greater than amount reported
- B Analyte found in the sample as well as the associated blank.
- BD Flag for results below the MDC or a flag for low tracer recovery.
- E Concentration exceeds instrument calibration range
- H Holding time exceeded
- J Indicates an estimated value. The result was greater than the detection limit, but less than the reporting limit.
- P The response between the confirmation column and the primary column is >40%D
- U Indicates the compound was analyzed for but not detected above the detection limit
- UI Uncertain identification for gamma spectroscopy.
- X Lab-specific qualifier - must be fully described in case narrative and data summary package
- Y QC Samples were not spiked with this compound.

The above sample is reported on an "as received" basis.

Where the analytical method has been performed under NELAP certification, the analysis has met all of the requirements of the NELAC standard unless qualified on the Certificate of Analysis.

This data report has been prepared and reviewed in accordance with General Engineering Laboratories, LLC standard operating procedures. Please direct any questions to your Project Manager, Valerie Davis.

Reviewed by



GENERAL ENGINEERING LABORATORIES, LLC

a Member of THE GEL GROUP, INC.

Meeting Today's Needs with a Vision for Tomorrow

Certificate of Analysis

Company : SAIC
Address : 151 Lafayette Drive
Oak Ridge, Tennessee 37831

Contact: Leslie Barbour
Project: HAAF Long Term Monitoring

Report Date: January 21, 2003

Page 1 of 2


Client Sample ID: AF6622
Sample ID: 63882004
Matrix: Water
Collect Date: 16-JUL-02 18:46
Receive Date: 19-JUL-02
Collector: Client

Project: SAIC00101
Client ID: SAIC031

Parameter	Qualifier	Result	DL	RL	Units	DF	Analyst	Date	Time	Batch	Method
Volatile Organics Federal											
<i>8260B Volatiles In Liquid Federal</i>											
1,1,1-Trichloroethane	U	ND	0.340	1.00	ug/L	1	CDS1	07/30/02	1130	189667	1
1,1,2,2-Tetrachloroethane	U	ND	0.490	1.00	ug/L	1					
1,1,2-Trichloroethane	U	ND	0.440	1.00	ug/L	1					
1,1-Dichloroethane	U	ND	0.410	1.00	ug/L	1					
1,1-Dichloroethylene	U	ND	0.410	1.00	ug/L	1					
1,2-Dichloroethane	U	ND	0.290	1.00	ug/L	1					
1,2-Dichloroethylene (total)		15.9	0.630	2.00	ug/L	1					
1,2-Dichloropropane	U	ND	0.250	1.00	ug/L	1					
2-Butanone	U	ND	2.31	5.00	ug/L	1					
2-Hexanone	U	ND	1.45	5.00	ug/L	1					
4-Methyl-2-pentanone	U	ND	1.78	5.00	ug/L	1					
Acetone		16.7	2.29	5.00	ug/L	1					
Benzene	J	0.402	0.330	1.00	ug/L	1					
Bromodichloromethane	U	ND	0.380	1.00	ug/L	1					
Bromoform	U	ND	0.500	1.00	ug/L	1					
Bromomethane	U	ND	0.500	1.00	ug/L	1					
Carbon disulfide	U	ND	1.91	5.00	ug/L	1					
Carbon tetrachloride	U	ND	0.290	1.00	ug/L	1					
Chlorobenzene	U	ND	0.320	1.00	ug/L	1					
Chloroethane	U	ND	0.500	1.00	ug/L	1					
Chloroform	U	ND	0.360	1.00	ug/L	1					
Chloromethane	U	ND	0.500	1.00	ug/L	1					
Dibromochloromethane	U	ND	0.290	1.00	ug/L	1					
Ethylbenzene	U	ND	0.210	1.00	ug/L	1					
Methylene chloride	U	ND	1.90	5.00	ug/L	1					
Styrene	U	ND	0.250	1.00	ug/L	1					
Tetrachloroethylene	U	ND	0.330	1.00	ug/L	1					
Toluene		4.08	0.390	1.00	ug/L	1					
Trichloroethylene	U	ND	0.360	1.00	ug/L	1					
Vinyl chloride	U	ND	0.550	1.00	ug/L	1					
Xylenes (total)	U	ND	0.830	3.00	ug/L	1					
cis-1,3-Dichloropropylene	U	ND	0.300	1.00	ug/L	1					
trans-1,3-Dichloropropylene	U	ND	0.290	1.00	ug/L	1					

The following Prep Methods were performed

Method	Description	Analyst	Date	Time	Prep Batch
SW846 8260B	8260B Volatiles In Liquid Federal	CDS1	07/30/02	1130	189667



GENERAL ENGINEERING LABORATORIES, LLC

a Member of THE GEL GROUP, INC.

Meeting Today's Needs with a Vision for Tomorrow

Certificate of Analysis

Company : SAIC
Address : 151 Lafayette Drive
Oak Ridge, Tennessee 37831

Contact: Leslie Barbour
Project: HAAF Long Term Monitoring

Report Date: January 21, 2003

Page 2 of 2

Client Sample ID: AF6622
Sample ID: 63882004

Project: SAIC00101
Client ID: SAIC031

Parameter	Qualifier	Result	DL	RL	Units	DF	Analyst	Date	Time	Batch	Method
-----------	-----------	--------	----	----	-------	----	---------	------	------	-------	--------

The following Analytical Methods were performed

Method	Description	Analyst	Comments
--------	-------------	---------	----------

1	SW846 8260B		
---	-------------	--	--

Surrogate recovery	Test	Recovery %	Acceptable Limits
Bromofluorobenzene	8260B Volatiles In Liquid Federal	117%	(67%-136%)
Dibromofluoromethane	8260B Volatiles In Liquid Federal	109%	(62%-148%)
Toluene-d8	8260B Volatiles In Liquid Federal	119%	(58%-139%)

Notes:

The Qualifiers in this report are defined as follows :


- < Actual result is less than amount reported
- > Actual result is greater than amount reported
- B Analyte found in the sample as well as the associated blank.
- BD Flag for results below the MDC or a flag for low tracer recovery.
- E Concentration exceeds instrument calibration range
- H Holding time exceeded
- J Indicates an estimated value. The result was greater than the detection limit, but less than the reporting limit.
- P The response between the confirmation column and the primary column is >40%D
- U Indicates the compound was analyzed for but not detected above the detection limit
- UI Uncertain identification for gamma spectroscopy.
- X Lab-specific qualifier - must be fully described in case narrative and data summary package
- Y QC Samples were not spiked with this compound.

The above sample is reported on an "as received" basis.

Where the analytical method has been performed under NELAP certification, the analysis has met all of the requirements of the NELAC standard unless qualified on the Certificate of Analysis.

This data report has been prepared and reviewed in accordance with General Engineering Laboratories, LLC standard operating procedures. Please direct any questions to your Project Manager, Valerie Davis.

Reviewed by



GENERAL ENGINEERING LABORATORIES, LLC

a Member of THE GEL GROUP, INC.

Meeting Today's Needs with a Vision for Tomorrow

Certificate of Analysis

Company : SAIC
Address : 151 Lafayette Drive
Oak Ridge, Tennessee 37831

Contact: Leslie Barbour
Project: HAAF Long Term Monitoring

Report Date: January 21, 2003

Page 1 of 2


Client Sample ID: AF6632
Sample ID: 63882006
Matrix: Water
Collect Date: 16-JUL-02 19:10
Receive Date: 19-JUL-02
Collector: Client

Project: SAIC00101
Client ID: SAIC031

Parameter	Qualifier	Result	DL	RL	Units	DF	Analyst	Date	Time	Batch	Method
Volatile Organics Federal											
<i>8260B Volatiles In Liquid Federal</i>											
1,1,1-Trichloroethane	U	ND	0.340	1.00	ug/L	1	CDS1	07/30/02	1227	189667	1
1,1,2,2-Tetrachloroethane	U	ND	0.490	1.00	ug/L	1					
1,1,2-Trichloroethane	U	ND	0.440	1.00	ug/L	1					
1,1-Dichloroethane	U	ND	0.410	1.00	ug/L	1					
1,1-Dichloroethylene	U	ND	0.410	1.00	ug/L	1					
1,2-Dichloroethane	U	ND	0.290	1.00	ug/L	1					
1,2-Dichloroethylene (total)		90.5	0.630	2.00	ug/L	1					
1,2-Dichloropropane	U	ND	0.250	1.00	ug/L	1					
2-Butanone	U	ND	2.31	5.00	ug/L	1					
2-Hexanone	U	ND	1.45	5.00	ug/L	1					
4-Methyl-2-pentanone	U	ND	1.78	5.00	ug/L	1					
Acetone	U	ND	2.29	5.00	ug/L	1					
Benzene	U	ND	0.330	1.00	ug/L	1					
Bromodichloromethane	U	ND	0.380	1.00	ug/L	1					
Bromoform	U	ND	0.500	1.00	ug/L	1					
Bromomethane	U	ND	0.500	1.00	ug/L	1					
Carbon disulfide	U	ND	1.91	5.00	ug/L	1					
Carbon tetrachloride	U	ND	0.290	1.00	ug/L	1					
Chlorobenzene	U	ND	0.320	1.00	ug/L	1					
Chloroethane	U	ND	0.500	1.00	ug/L	1					
Chloroform	U	ND	0.360	1.00	ug/L	1					
Chloromethane	U	ND	0.500	1.00	ug/L	1					
Dibromochloromethane	U	ND	0.290	1.00	ug/L	1					
Ethylbenzene	U	ND	0.210	1.00	ug/L	1					
Methylene chloride	U	ND	1.90	5.00	ug/L	1					
Styrene	U	ND	0.250	1.00	ug/L	1					
Tetrachloroethylene	U	ND	0.330	1.00	ug/L	1					
Toluene		3.07	0.390	1.00	ug/L	1					
Trichloroethylene		4.24	0.360	1.00	ug/L	1					
Vinyl chloride	J	0.745	0.550	1.00	ug/L	1					
Xylenes (total)	U	ND	0.830	3.00	ug/L	1					
cis-1,3-Dichloropropylene	U	ND	0.300	1.00	ug/L	1					
trans-1,3-Dichloropropylene	U	ND	0.290	1.00	ug/L	1					

The following Prep Methods were performed

Method	Description	Analyst	Date	Time	Prep Batch
SW846 8260B	8260B Volatiles In Liquid Federal	CDS1	07/30/02	1227	189667



GENERAL ENGINEERING LABORATORIES, LLC

a Member of THE GEL GROUP, INC.

Meeting Today's Needs with a Vision for Tomorrow

Certificate of Analysis

Company : SAIC
Address : 151 Lafayette Drive
Oak Ridge, Tennessee 37831

Contact: Leslie Barbour
Project: HAAF Long Term Monitoring

Report Date: January 21, 2003

Page 2 of 2

Client Sample ID: AF6632
Sample ID: 63882006

Project: SAIC00101
Client ID: SAIC031

Parameter	Qualifier	Result	DL	RL	Units	DF	Analyst	Date	Time	Batch	Method
-----------	-----------	--------	----	----	-------	----	---------	------	------	-------	--------

The following Analytical Methods were performed

Method	Description	Analyst	Comments
--------	-------------	---------	----------

1	SW846 8260B		
---	-------------	--	--

Surrogate recovery	Test	Recovery %	Acceptable Limits
Bromofluorobenzene	8260B Volatiles In Liquid Federal	119%	(67%-136%)
Dibromofluoromethane	8260B Volatiles In Liquid Federal	111%	(62%-148%)
Toluene-d8	8260B Volatiles In Liquid Federal	117%	(58%-139%)

Notes:

The Qualifiers in this report are defined as follows :


- < Actual result is less than amount reported
- > Actual result is greater than amount reported
- B Analyte found in the sample as well as the associated blank.
- BD Flag for results below the MDC or a flag for low tracer recovery.
- E Concentration exceeds instrument calibration range
- H Holding time exceeded
- J Indicates an estimated value. The result was greater than the detection limit, but less than the reporting limit.
- P The response between the confirmation column and the primary column is >40%D
- U Indicates the compound was analyzed for but not detected above the detection limit
- UI Uncertain identification for gamma spectroscopy.
- X Lab-specific qualifier - must be fully described in case narrative and data summary package
- Y QC Samples were not spiked with this compound.

The above sample is reported on an "as received" basis.

Where the analytical method has been performed under NELAP certification, the analysis has met all of the requirements of the NELAC standard unless qualified on the Certificate of Analysis.

This data report has been prepared and reviewed in accordance with General Engineering Laboratories, LLC standard operating procedures. Please direct any questions to your Project Manager, Valerie Davis.

Reviewed by



GENERAL ENGINEERING LABORATORIES, LLC

a Member of THE GEL GROUP, INC.

Meeting Today's Needs with a Vision for Tomorrow

Certificate of Analysis

Company : SAIC
Address : 151 Lafayette Drive
Oak Ridge, Tennessee 37831

Contact: Leslie Barbour
Project: HAAF Long Term Monitoring

Report Date: January 21, 2003

Page 1 of 2


Client Sample ID: AF6642
Sample ID: 63882002
Matrix: Water
Collect Date: 16-JUL-02 19:26
Receive Date: 19-JUL-02
Collector: Client

Project: SAIC00101
Client ID: SAIC031

Parameter	Qualifier	Result	DL	RL	Units	DF	Analyst	Date	Time	Batch	Method
Volatile Organics Federal											
<i>8260B Volatiles In Liquid Federal</i>											
1,1,1-Trichloroethane	U	ND	0.340	1.00	ug/L	1	CDS1	07/30/02	1033	189667	1
1,1,2,2-Tetrachloroethane	U	ND	0.490	1.00	ug/L	1					
1,1,2-Trichloroethane	U	ND	0.440	1.00	ug/L	1					
1,1-Dichloroethane	U	ND	0.410	1.00	ug/L	1					
1,1-Dichloroethylene	U	ND	0.410	1.00	ug/L	1					
1,2-Dichloroethane	U	ND	0.290	1.00	ug/L	1					
1,2-Dichloroethylene (total)		15.0	0.630	2.00	ug/L	1					
1,2-Dichloropropane	U	ND	0.250	1.00	ug/L	1					
2-Butanone	U	ND	2.31	5.00	ug/L	1					
2-Hexanone	U	ND	1.45	5.00	ug/L	1					
4-Methyl-2-pentanone	U	ND	1.78	5.00	ug/L	1					
Acetone	U	ND	2.29	5.00	ug/L	1					
Benzene	U	ND	0.330	1.00	ug/L	1					
Bromodichloromethane	U	ND	0.380	1.00	ug/L	1					
Bromoform	U	ND	0.500	1.00	ug/L	1					
Bromomethane	U	ND	0.500	1.00	ug/L	1					
Carbon disulfide	U	ND	1.91	5.00	ug/L	1					
Carbon tetrachloride	U	ND	0.290	1.00	ug/L	1					
Chlorobenzene	U	ND	0.320	1.00	ug/L	1					
Chloroethane	U	ND	0.500	1.00	ug/L	1					
Chloroform	U	ND	0.360	1.00	ug/L	1					
Chloromethane	U	ND	0.500	1.00	ug/L	1					
Dibromochloromethane	U	ND	0.290	1.00	ug/L	1					
Ethylbenzene	U	ND	0.210	1.00	ug/L	1					
Methylene chloride	U	ND	1.90	5.00	ug/L	1					
Styrene	U	ND	0.250	1.00	ug/L	1					
Tetrachloroethylene	U	ND	0.330	1.00	ug/L	1					
Toluene		3.24	0.390	1.00	ug/L	1					
Trichloroethylene		76.0	0.360	1.00	ug/L	1					
Vinyl chloride	U	ND	0.550	1.00	ug/L	1					
Xylenes (total)	U	ND	0.830	3.00	ug/L	1					
cis-1,3-Dichloropropylene	U	ND	0.300	1.00	ug/L	1					
trans-1,3-Dichloropropylene	U	ND	0.290	1.00	ug/L	1					

The following Prep Methods were performed

Method	Description	Analyst	Date	Time	Prep Batch
SW846 8260B	8260B Volatiles In Liquid Federal	CDS1	07/30/02	1033	189667



GENERAL ENGINEERING LABORATORIES, LLC

a Member of THE GEL GROUP, INC.

Meeting Today's Needs with a Vision for Tomorrow

Certificate of Analysis

Company : SAIC
Address : 151 Lafayette Drive
Oak Ridge, Tennessee 37831

Contact: Leslie Barbour
Project: HAAF Long Term Monitoring

Report Date: January 21, 2003

Page 2 of 2

Client Sample ID: AF6642
Sample ID: 63882002

Project: SAIC00101
Client ID: SAIC031

Parameter	Qualifier	Result	DL	RL	Units	DF	Analyst	Date	Time	Batch	Method
-----------	-----------	--------	----	----	-------	----	---------	------	------	-------	--------

The following Analytical Methods were performed

Method	Description	Analyst	Comments
--------	-------------	---------	----------

1	SW846 8260B		
---	-------------	--	--

Surrogate recovery	Test	Recovery%	Acceptable Limits
Bromofluorobenzene	8260B Volatiles In Liquid Federal	116%	(67%-136%)
Dibromofluoromethane	8260B Volatiles In Liquid Federal	107%	(62%-148%)
Toluene-d8	8260B Volatiles In Liquid Federal	114%	(58%-139%)

Notes:

The Qualifiers in this report are defined as follows :


- < Actual result is less than amount reported
- > Actual result is greater than amount reported
- B Analyte found in the sample as well as the associated blank.
- BD Flag for results below the MDC or a flag for low tracer recovery.
- E Concentration exceeds instrument calibration range
- H Holding time exceeded
- J Indicates an estimated value. The result was greater than the detection limit, but less than the reporting limit.
- P The response between the confirmation column and the primary column is >40%D
- U Indicates the compound was analyzed for but not detected above the detection limit
- UI Uncertain identification for gamma spectroscopy.
- X Lab-specific qualifier - must be fully described in case narrative and data summary package
- Y QC Samples were not spiked with this compound.

The above sample is reported on an "as received" basis.

Where the analytical method has been performed under NELAP certification, the analysis has met all of the requirements of the NELAC standard unless qualified on the Certificate of Analysis.

This data report has been prepared and reviewed in accordance with General Engineering Laboratories, LLC standard operating procedures. Please direct any questions to your Project Manager, Valerie Davis.

Valerie Davis
Reviewed by



GENERAL ENGINEERING LABORATORIES, LLC

a Member of THE GEL GROUP, INC.

Meeting Today's Needs with a Vision for Tomorrow

Certificate of Analysis

Company : SAIC
Address : 151 Lafayette Drive
Oak Ridge, Tennessee 37831

Contact: Leslie Barbour
Project: HAAF Long Term Monitoring

Report Date: January 21, 2003

Page 1 of 2


Client Sample ID: AF6652
Sample ID: 63880003
Matrix: Water
Collect Date: 17-JUL-02 08:55
Receive Date: 19-JUL-02
Collector: Client

Project: SAIC00101
Client ID: SAIC031

Parameter	Qualifier	Result	DL	RL	Units	DF	Analyst	Date	Time	Batch	Method
Volatile Organics Federal											
<i>8260B Volatiles In Liquid Federal</i>											
1,1,1-Trichloroethane	U	ND	0.340	1.00	ug/L	1	RMB	07/30/02	1330	189515	1
1,1,2,2-Tetrachloroethane	U	ND	0.490	1.00	ug/L	1					
1,1,2-Trichloroethane	U	ND	0.440	1.00	ug/L	1					
1,1-Dichloroethane	U	ND	0.410	1.00	ug/L	1					
1,1-Dichloroethylene	U	ND	0.410	1.00	ug/L	1					
1,2-Dichloroethane	U	ND	0.290	1.00	ug/L	1					
1,2-Dichloroethylene (total)	U	ND	0.630	2.00	ug/L	1					
1,2-Dichloropropane	U	ND	0.250	1.00	ug/L	1					
2-Butanone	U	ND	2.31	5.00	ug/L	1					
2-Hexanone	U	ND	1.45	5.00	ug/L	1					
4-Methyl-2-pentanone	U	ND	1.78	5.00	ug/L	1					
Acetone	U	ND	2.29	5.00	ug/L	1					
Benzene	U	ND	0.330	1.00	ug/L	1					
Bromodichloromethane	U	ND	0.380	1.00	ug/L	1					
Bromoform	U	ND	0.500	1.00	ug/L	1					
Bromomethane	U	ND	0.500	1.00	ug/L	1					
Carbon disulfide	U	ND	1.91	5.00	ug/L	1					
Carbon tetrachloride	U	ND	0.290	1.00	ug/L	1					
Chlorobenzene	U	ND	0.320	1.00	ug/L	1					
Chloroethane	U	ND	0.500	1.00	ug/L	1					
Chloroform	U	ND	0.360	1.00	ug/L	1					
Chloromethane	U	ND	0.500	1.00	ug/L	1					
Dibromochloromethane	U	ND	0.290	1.00	ug/L	1					
Ethylbenzene	U	ND	0.210	1.00	ug/L	1					
Methylene chloride	U	ND	1.90	5.00	ug/L	1					
Styrene	U	ND	0.250	1.00	ug/L	1					
Tetrachloroethylene	U	ND	0.330	1.00	ug/L	1					
Toluene		1.19	0.390	1.00	ug/L	1					
Trichloroethylene	U	ND	0.360	1.00	ug/L	1					
Vinyl chloride	U	ND	0.550	1.00	ug/L	1					
Xylenes (total)	U	ND	0.830	3.00	ug/L	1					
cis-1,3-Dichloropropylene	U	ND	0.300	1.00	ug/L	1					
trans-1,3-Dichloropropylene	U	ND	0.290	1.00	ug/L	1					

The following Prep Methods were performed

Method	Description	Analyst	Date	Time	Prep Batch
SW846 8260B	8260B Volatiles In Liquid Federal	RMB	07/30/02	1330	189515



GENERAL ENGINEERING LABORATORIES, LLC

a Member of THE GEL GROUP, INC.

Meeting Today's Needs with a Vision for Tomorrow

Certificate of Analysis

Company : SAIC
Address : 151 Lafayette Drive
Oak Ridge, Tennessee 37831

Contact: Leslie Barbour
Project: HAAF Long Term Monitoring

Report Date: January 21, 2003

Page 2 of 2

Client Sample ID: AF6652
Sample ID: 63880003

Project: SAIC00101
Client ID: SAIC031

Parameter	Qualifier	Result	DL	RL	Units	DF	Analyst	Date	Time	Batch	Method
-----------	-----------	--------	----	----	-------	----	---------	------	------	-------	--------

The following Analytical Methods were performed

Method	Description	Analyst	Comments
--------	-------------	---------	----------

I	SW846 8260B		
---	-------------	--	--

Surrogate recovery	Test	Recovery %	Acceptable Limits
Bromofluorobenzene	8260B Volatiles In Liquid Federal	133%	(67%-136%)
Dibromofluoromethane	8260B Volatiles In Liquid Federal	104%	(62%-148%)
Toluene-d8	8260B Volatiles In Liquid Federal	102%	(58%-139%)

Notes:

The Qualifiers in this report are defined as follows :


- < Actual result is less than amount reported
- > Actual result is greater than amount reported
- B Analyte found in the sample as well as the associated blank.
- BD Flag for results below the MDC or a flag for low tracer recovery.
- E Concentration exceeds instrument calibration range
- H Holding time exceeded
- J Indicates an estimated value. The result was greater than the detection limit, but less than the reporting limit.
- P The response between the confirmation column and the primary column is >40%D
- U Indicates the compound was analyzed for but not detected above the detection limit
- UI Uncertain identification for gamma spectroscopy.
- X Lab-specific qualifier - must be fully described in case narrative and data summary package
- Y QC Samples were not spiked with this compound.

The above sample is reported on an "as received" basis.

Where the analytical method has been performed under NELAP certification, the analysis has met all of the requirements of the NELAC standard unless qualified on the Certificate of Analysis.

This data report has been prepared and reviewed in accordance with General Engineering Laboratories, LLC standard operating procedures. Please direct any questions to your Project Manager, Valerie Davis.

Valerie Davis
Reviewed by



GENERAL ENGINEERING LABORATORIES, LLC

a Member of THE GEL GROUP, INC.

Meeting Today's Needs with a Vision for Tomorrow

Certificate of Analysis

Company : SAIC
Address : 151 Lafayette Drive
Oak Ridge, Tennessee 37831

Contact: Leslie Barbour
Project: HAAF Long Term Monitoring

Report Date: January 21, 2003

Page 1 of 2


Client Sample ID: AF6662
Sample ID: 63880002
Matrix: Water
Collect Date: 17-JUL-02 09:09
Receive Date: 19-JUL-02
Collector: Client

Project: SAIC00101
Client ID: SAIC031

Parameter	Qualifier	Result	DL	RL	Units	DF	Analyst	Date	Time	Batch	Method
Volatile Organics Federal											
<i>8260B Volatiles In Liquid Federal</i>											
1,1,1-Trichloroethane	U	ND	0.340	1.00	ug/L	1	RMB	07/30/02	1259	189515	1
1,1,2,2-Tetrachloroethane	U	ND	0.490	1.00	ug/L	1					
1,1,2-Trichloroethane	U	ND	0.440	1.00	ug/L	1					
1,1-Dichloroethane	U	ND	0.410	1.00	ug/L	1					
1,1-Dichloroethylene	U	ND	0.410	1.00	ug/L	1					
1,2-Dichloroethane	U	ND	0.290	1.00	ug/L	1					
1,2-Dichloroethylene (total)	U	ND	0.630	2.00	ug/L	1					
1,2-Dichloropropane	U	ND	0.250	1.00	ug/L	1					
2-Butanone	U	ND	2.31	5.00	ug/L	1					
2-Hexanone	U	ND	1.45	5.00	ug/L	1					
4-Methyl-2-pentanone	U	ND	1.78	5.00	ug/L	1					
Acetone	U	ND	2.29	5.00	ug/L	1					
Benzene	U	ND	0.330	1.00	ug/L	1					
Bromodichloromethane	U	ND	0.380	1.00	ug/L	1					
Bromoform	U	ND	0.500	1.00	ug/L	1					
Bromomethane	U	ND	0.500	1.00	ug/L	1					
Carbon disulfide	U	ND	1.91	5.00	ug/L	1					
Carbon tetrachloride	U	ND	0.290	1.00	ug/L	1					
Chlorobenzene	U	ND	0.320	1.00	ug/L	1					
Chloroethane	U	ND	0.500	1.00	ug/L	1					
Chloroform	U	ND	0.360	1.00	ug/L	1					
Chloromethane	U	ND	0.500	1.00	ug/L	1					
Dibromochloromethane	U	ND	0.290	1.00	ug/L	1					
Ethylbenzene	U	ND	0.210	1.00	ug/L	1					
Methylene chloride	J	1.90	1.90	5.00	ug/L	1					
Styrene	U	ND	0.250	1.00	ug/L	1					
Tetrachloroethylene	U	ND	0.330	1.00	ug/L	1					
Toluene		1.77	0.390	1.00	ug/L	1					
Trichloroethylene	U	ND	0.360	1.00	ug/L	1					
Vinyl chloride	U	ND	0.550	1.00	ug/L	1					
Xylenes (total)	U	ND	0.830	3.00	ug/L	1					
cis-1,3-Dichloropropylene	U	ND	0.300	1.00	ug/L	1					
trans-1,3-Dichloropropylene	U	ND	0.290	1.00	ug/L	1					

The following Prep Methods were performed

Method	Description	Analyst	Date	Time	Prep Batch
SW846 8260B	8260B Volatiles In Liquid Federal	RMB	07/30/02	1259	189515



GENERAL ENGINEERING LABORATORIES, LLC

a Member of THE GEL GROUP, INC.

Meeting Today's Needs with a Vision for Tomorrow

Certificate of Analysis

Company : SAIC
Address : 151 Lafayette Drive
Oak Ridge, Tennessee 37831

Contact: Leslie Barbour
Project: HAAF Long Term Monitoring

Report Date: January 21, 2003

Page 2 of 2

Client Sample ID: AF6662
Sample ID: 63880002

Project: SAIC00101
Client ID: SAIC031

Parameter	Qualifier	Result	DL	RL	Units	DF	Analyst	Date	Time	Batch	Method
-----------	-----------	--------	----	----	-------	----	---------	------	------	-------	--------

The following Analytical Methods were performed

Method	Description	Analyst	Comments
--------	-------------	---------	----------

1	SW846 8260B		
---	-------------	--	--

Surrogate recovery	Test	Recovery %	Acceptable Limits
Bromofluorobenzene	8260B Volatiles In Liquid Federal	125%	(67%-136%)
Dibromofluoromethane	8260B Volatiles In Liquid Federal	105%	(62%-148%)
Toluene-d8	8260B Volatiles In Liquid Federal	99%	(58%-139%)

Notes:

The Qualifiers in this report are defined as follows :


- < Actual result is less than amount reported
- > Actual result is greater than amount reported
- B Analyte found in the sample as well as the associated blank.
- BD Flag for results below the MDC or a flag for low tracer recovery.
- E Concentration exceeds instrument calibration range
- H Holding time exceeded
- J Indicates an estimated value. The result was greater than the detection limit, but less than the reporting limit.
- P The response between the confirmation column and the primary column is >40%D
- U Indicates the compound was analyzed for but not detected above the detection limit
- UI Uncertain identification for gamma spectroscopy.
- X Lab-specific qualifier - must be fully described in case narrative and data summary package
- Y QC Samples were not spiked with this compound.

The above sample is reported on an "as received" basis.

Where the analytical method has been performed under NELAP certification, the analysis has met all of the requirements of the NELAC standard unless qualified on the Certificate of Analysis.

This data report has been prepared and reviewed in accordance with General Engineering Laboratories, LLC standard operating procedures. Please direct any questions to your Project Manager, Valerie Davis.

Valerie Davis
Reviewed by



GENERAL ENGINEERING LABORATORIES, LLC

a Member of THE GEL GROUP, INC.

Meeting Today's Needs with a Vision for Tomorrow

Certificate of Analysis

Company : SAIC
Address : 151 Lafayette Drive
Oak Ridge, Tennessee 37831

Contact: Leslie Barbour
Project: HAAF Long Term Monitoring

Report Date: January 21, 2003

Page 1 of 2


Client Sample ID: AF6672
Sample ID: 63879018
Matrix: Water
Collect Date: 17-JUL-02 09:32
Receive Date: 19-JUL-02
Collector: Client

Project: SAIC00101
Client ID: SAIC031

Parameter	Qualifier	Result	DL	RL	Units	DF	Analyst	Date	Time	Batch	Method
Volatile Organics Federal											
<i>8260B Volatiles In Liquid Federal</i>											
1,1,1-Trichloroethane	U	ND	0.340	1.00	ug/L	1	CDS1	07/26/02	0552	188990	1
1,1,2,2-Tetrachloroethane	U	ND	0.490	1.00	ug/L	1					
1,1,2-Trichloroethane	U	ND	0.440	1.00	ug/L	1					
1,1-Dichloroethane	U	ND	0.410	1.00	ug/L	1					
1,1-Dichloroethylene	U	ND	0.410	1.00	ug/L	1					
1,2-Dichloroethane	U	ND	0.290	1.00	ug/L	1					
1,2-Dichloroethylene (total)	U	ND	0.630	2.00	ug/L	1					
1,2-Dichloropropane	U	ND	0.250	1.00	ug/L	1					
2-Butanone	U	ND	2.31	5.00	ug/L	1					
2-Hexanone	U	ND	1.45	5.00	ug/L	1					
4-Methyl-2-pentanone	U	ND	1.78	5.00	ug/L	1					
Acetone	U	ND	2.29	5.00	ug/L	1					
Benzene	U	ND	0.330	1.00	ug/L	1					
Bromodichloromethane	U	ND	0.380	1.00	ug/L	1					
Bromoform	U	ND	0.500	1.00	ug/L	1					
Bromomethane	U	ND	0.500	1.00	ug/L	1					
Carbon disulfide	U	ND	1.91	5.00	ug/L	1					
Carbon tetrachloride	U	ND	0.290	1.00	ug/L	1					
Chlorobenzene	U	ND	0.320	1.00	ug/L	1					
Chloroethane	U	ND	0.500	1.00	ug/L	1					
Chloroform	U	ND	0.360	1.00	ug/L	1					
Chloromethane	U	ND	0.500	1.00	ug/L	1					
Dibromochloromethane	U	ND	0.290	1.00	ug/L	1					
Ethylbenzene	U	ND	0.210	1.00	ug/L	1					
Methylene chloride	U	ND	1.90	5.00	ug/L	1					
Styrene	U	ND	0.250	1.00	ug/L	1					
Tetrachloroethylene	U	ND	0.330	1.00	ug/L	1					
Toluene		1.77	0.390	1.00	ug/L	1					
Trichloroethylene	U	ND	0.360	1.00	ug/L	1					
Vinyl chloride	U	ND	0.550	1.00	ug/L	1					
Xylenes (total)	U	ND	0.830	3.00	ug/L	1					
cis-1,3-Dichloropropylene	U	ND	0.300	1.00	ug/L	1					
trans-1,3-Dichloropropylene	U	ND	0.290	1.00	ug/L	1					

The following Prep Methods were performed

Method	Description	Analyst	Date	Time	Prep Batch
SW846 8260B	8260B Volatiles In Liquid Federal	CDS1	07/26/02	0552	188990



GENERAL ENGINEERING LABORATORIES, LLC

a Member of THE GEL GROUP, INC.

Meeting Today's Needs with a Vision for Tomorrow

Certificate of Analysis

Company : SAIC
Address : 151 Lafayette Drive
Oak Ridge, Tennessee 37831

Contact: Leslie Barbour
Project: HAAF Long Term Monitoring

Report Date: January 21, 2003

Page 2 of 2

Client Sample ID: AF6672
Sample ID: 63879018

Project: SAIC00101
Client ID: SAIC031

Parameter	Qualifier	Result	DL	RL	Units	DF	Analyst	Date	Time	Batch	Method
-----------	-----------	--------	----	----	-------	----	---------	------	------	-------	--------

The following Analytical Methods were performed

Method	Description	Analyst	Comments
--------	-------------	---------	----------

I	SW846 8260B		
---	-------------	--	--

Surrogate recovery	Test	Recovery %	Acceptable Limits
Bromofluorobenzene	8260B Volatiles In Liquid Federal	115%	(67%-136%)
Dibromofluoromethane	8260B Volatiles In Liquid Federal	107%	(62%-148%)
Toluene-d8	8260B Volatiles In Liquid Federal	113%	(58%-139%)

Notes:

The Qualifiers in this report are defined as follows :


- < Actual result is less than amount reported
- > Actual result is greater than amount reported
- B Analyte found in the sample as well as the associated blank.
- BD Flag for results below the MDC or a flag for low tracer recovery.
- E Concentration exceeds instrument calibration range
- H Holding time exceeded
- J Indicates an estimated value. The result was greater than the detection limit, but less than the reporting limit.
- P The response between the confirmation column and the primary column is >40%D
- U Indicates the compound was analyzed for but not detected above the detection limit
- UI Uncertain identification for gamma spectroscopy.
- X Lab-specific qualifier - must be fully described in case narrative and data summary package
- Y QC Samples were not spiked with this compound.

The above sample is reported on an "as received" basis.

Where the analytical method has been performed under NELAP certification, the analysis has met all of the requirements of the NELAC standard unless qualified on the Certificate of Analysis.

This data report has been prepared and reviewed in accordance with General Engineering Laboratories, LLC standard operating procedures. Please direct any questions to your Project Manager, Valerie Davis.

Reviewed by



GENERAL ENGINEERING LABORATORIES, LLC

a Member of THE GEL GROUP, INC.

Meeting Today's Needs with a Vision for Tomorrow

Certificate of Analysis

Company : SAIC
Address : 151 Lafayette Drive
Oak Ridge, Tennessee 37831

Contact: Leslie Barbour
Project: HAAF Long Term Monitoring

Report Date: January 21, 2003

Page 1 of 2


Client Sample ID: AF6674
Sample ID: 63879020
Matrix: Water
Collect Date: 17-JUL-02 09:32
Receive Date: 19-JUL-02
Collector: Client

Project: SAIC00101
Client ID: SAIC031

Parameter	Qualifier	Result	DL	RL	Units	DF	Analyst	Date	Time	Batch	Method
Volatile Organics Federal											
<i>8260B Volatiles In Liquid Federal</i>											
1,1,1-Trichloroethane	U	ND	0.340	1.00	ug/L	1	CDS1	07/26/02	0649	188990	1
1,1,2,2-Tetrachloroethane	U	ND	0.490	1.00	ug/L	1					
1,1,2-Trichloroethane	U	ND	0.440	1.00	ug/L	1					
1,1-Dichloroethane	U	ND	0.410	1.00	ug/L	1					
1,1-Dichloroethylene	U	ND	0.410	1.00	ug/L	1					
1,2-Dichloroethane	U	ND	0.290	1.00	ug/L	1					
1,2-Dichloroethylene (total)	U	ND	0.630	2.00	ug/L	1					
1,2-Dichloropropane	U	ND	0.250	1.00	ug/L	1					
2-Butanone	U	ND	2.31	5.00	ug/L	1					
2-Hexanone	U	ND	1.45	5.00	ug/L	1					
4-Methyl-2-pentanone	U	ND	1.78	5.00	ug/L	1					
Acetone	U	ND	2.29	5.00	ug/L	1					
Benzene	U	ND	0.330	1.00	ug/L	1					
Bromodichloromethane	U	ND	0.380	1.00	ug/L	1					
Bromoform	U	ND	0.500	1.00	ug/L	1					
Bromomethane	U	ND	0.500	1.00	ug/L	1					
Carbon disulfide	U	ND	1.91	5.00	ug/L	1					
Carbon tetrachloride	U	ND	0.290	1.00	ug/L	1					
Chlorobenzene	U	ND	0.320	1.00	ug/L	1					
Chloroethane	U	ND	0.500	1.00	ug/L	1					
Chloroform	U	ND	0.360	1.00	ug/L	1					
Chloromethane	U	ND	0.500	1.00	ug/L	1					
Dibromochloromethane	U	ND	0.290	1.00	ug/L	1					
Ethylbenzene	U	ND	0.210	1.00	ug/L	1					
Methylene chloride	U	ND	1.90	5.00	ug/L	1					
Styrene	U	ND	0.250	1.00	ug/L	1					
Tetrachloroethylene	U	ND	0.330	1.00	ug/L	1					
Toluene		2.20	0.390	1.00	ug/L	1					
Trichloroethylene	U	ND	0.360	1.00	ug/L	1					
Vinyl chloride	U	ND	0.550	1.00	ug/L	1					
Xylenes (total)	U	ND	0.830	3.00	ug/L	1					
cis-1,3-Dichloropropylene	U	ND	0.300	1.00	ug/L	1					
trans-1,3-Dichloropropylene	U	ND	0.290	1.00	ug/L	1					

The following Prep Methods were performed

Method	Description	Analyst	Date	Time	Prep Batch
SW846 8260B	8260B Volatiles In Liquid Federal	CDS1	07/26/02	0649	188990



GENERAL ENGINEERING LABORATORIES, LLC

a Member of THE GEL GROUP, INC.

Meeting Today's Needs with a Vision for Tomorrow

Certificate of Analysis

Company : SAIC
Address : 151 Lafayette Drive
Oak Ridge, Tennessee 37831

Contact: Leslie Barbour
Project: HAAF Long Term Monitoring

Report Date: January 21, 2003

Page 2 of 2

Client Sample ID: AF6674
Sample ID: 63879020

Project: SAIC00101
Client ID: SAIC031

Parameter	Qualifier	Result	DL	RL	Units	DF	Analyst	Date	Time	Batch	Method
-----------	-----------	--------	----	----	-------	----	---------	------	------	-------	--------

The following Analytical Methods were performed

Method	Description	Analyst	Comments
--------	-------------	---------	----------

1	SW846 8260B		
---	-------------	--	--

Surrogate recovery	Test	Recovery %	Acceptable Limits
Bromofluorobenzene	8260B Volatiles In Liquid Federal	112%	(67%-136%)
Dibromofluoromethane	8260B Volatiles In Liquid Federal	105%	(62%-148%)
Toluene-d8	8260B Volatiles In Liquid Federal	113%	(58%-139%)

Notes:

The Qualifiers in this report are defined as follows :


- < Actual result is less than amount reported
- > Actual result is greater than amount reported
- B Analyte found in the sample as well as the associated blank.
- BD Flag for results below the MDC or a flag for low tracer recovery.
- E Concentration exceeds instrument calibration range
- H Holding time exceeded
- J Indicates an estimated value. The result was greater than the detection limit, but less than the reporting limit.
- P The response between the confirmation column and the primary column is >40%D
- U Indicates the compound was analyzed for but not detected above the detection limit
- UI Uncertain identification for gamma spectroscopy.
- X Lab-specific qualifier - must be fully described in case narrative and data summary package
- Y QC Samples were not spiked with this compound.

The above sample is reported on an "as received" basis.

Where the analytical method has been performed under NELAP certification, the analysis has met all of the requirements of the NELAC standard unless qualified on the Certificate of Analysis.

This data report has been prepared and reviewed in accordance with General Engineering Laboratories, LLC standard operating procedures. Please direct any questions to your Project Manager, Valerie Davis.

Reviewed by



GENERAL ENGINEERING LABORATORIES, LLC

a Member of THE GEL GROUP, INC.

Meeting Today's Needs with a Vision for Tomorrow

Certificate of Analysis

Company : SAIC
Address : 151 Lafayette Drive
Oak Ridge, Tennessee 37831

Report Date: January 21, 2003

Contact: Leslie Barbour
Project: HAAF Long Term Monitoring

Page 1 of 2


Client Sample ID: AF6682
Sample ID: 63879015
Matrix: Water
Collect Date: 17-JUL-02 10:03
Receive Date: 19-JUL-02
Collector: Client

Project: SAIC00101
Client ID: SAIC031

Parameter	Qualifier	Result	DL	RL	Units	DF	Analyst	Date	Time	Batch	Method
Volatile Organics Federal											
<i>8260B Volatiles In Liquid Federal</i>											
1,1,1-Trichloroethane	U	ND	0.340	1.00	ug/L	1	CDS1	07/26/02	0427	188990	1
1,1,2,2-Tetrachloroethane	U	ND	0.490	1.00	ug/L	1					
1,1,2-Trichloroethane	U	ND	0.440	1.00	ug/L	1					
1,1-Dichloroethane	U	ND	0.410	1.00	ug/L	1					
1,1-Dichloroethylene	U	ND	0.410	1.00	ug/L	1					
1,2-Dichloroethane	U	ND	0.290	1.00	ug/L	1					
1,2-Dichloroethylene (total)	U	ND	0.630	2.00	ug/L	1					
1,2-Dichloropropane	U	ND	0.250	1.00	ug/L	1					
2-Butanone	U	ND	2.31	5.00	ug/L	1					
2-Hexanone	U	ND	1.45	5.00	ug/L	1					
4-Methyl-2-pentanone	U	ND	1.78	5.00	ug/L	1					
Acetone	J	4.57	2.29	5.00	ug/L	1					
Benzene	U	ND	0.330	1.00	ug/L	1					
Bromodichloromethane	U	ND	0.380	1.00	ug/L	1					
Bromoform	U	ND	0.500	1.00	ug/L	1					
Bromomethane	U	ND	0.500	1.00	ug/L	1					
Carbon disulfide	U	ND	1.91	5.00	ug/L	1					
Carbon tetrachloride	U	ND	0.290	1.00	ug/L	1					
Chlorobenzene	U	ND	0.320	1.00	ug/L	1					
Chloroethane	U	ND	0.500	1.00	ug/L	1					
Chloroform	U	ND	0.360	1.00	ug/L	1					
Chloromethane	U	ND	0.500	1.00	ug/L	1					
Dibromochloromethane	U	ND	0.290	1.00	ug/L	1					
Ethylbenzene	U	ND	0.210	1.00	ug/L	1					
Methylene chloride	U	ND	1.90	5.00	ug/L	1					
Styrene	U	ND	0.250	1.00	ug/L	1					
Tetrachloroethylene	U	ND	0.330	1.00	ug/L	1					
Toluene		1.92	0.390	1.00	ug/L	1					
Trichloroethylene		5.99	0.360	1.00	ug/L	1					
Vinyl chloride	U	ND	0.550	1.00	ug/L	1					
Xylenes (total)	U	ND	0.830	3.00	ug/L	1					
cis-1,3-Dichloropropylene	U	ND	0.300	1.00	ug/L	1					
trans-1,3-Dichloropropylene	U	ND	0.290	1.00	ug/L	1					

The following Prep Methods were performed

Method	Description	Analyst	Date	Time	Prep Batch
SW846 8260B	8260B Volatiles In Liquid Federal	CDS1	07/26/02	0427	188990



GENERAL ENGINEERING LABORATORIES, LLC

a Member of THE GEL GROUP, INC.

Meeting Today's Needs with a Vision for Tomorrow

Certificate of Analysis

Company : SAIC
Address : 151 Lafayette Drive
Oak Ridge, Tennessee 37831

Contact: Leslie Barbour
Project: HAAF Long Term Monitoring

Report Date: January 21, 2003

Page 2 of 2

Client Sample ID: AF6682
Sample ID: 63879015

Project: SAIC00101
Client ID: SAIC031

Parameter	Qualifier	Result	DL	RL	Units	DF	Analyst	Date	Time	Batch	Method
The following Analytical Methods were performed											
Method	Description		Analyst Comments								
I	SW846 8260B										

Surrogate recovery	Test	Recovery %	Acceptable Limits
Bromofluorobenzene	8260B Volatiles In Liquid Federal	114%	(67%-136%)
Dibromofluoromethane	8260B Volatiles In Liquid Federal	107%	(62%-148%)
Toluene-d8	8260B Volatiles In Liquid Federal	112%	(58%-139%)

Notes:

The Qualifiers in this report are defined as follows :


- < Actual result is less than amount reported
- > Actual result is greater than amount reported
- B Analyte found in the sample as well as the associated blank.
- BD Flag for results below the MDC or a flag for low tracer recovery.
- E Concentration exceeds instrument calibration range
- H Holding time exceeded
- J Indicates an estimated value. The result was greater than the detection limit, but less than the reporting limit.
- P The response between the confirmation column and the primary column is >40%D
- U Indicates the compound was analyzed for but not detected above the detection limit
- UI Uncertain identification for gamma spectroscopy.
- X Lab-specific qualifier - must be fully described in case narrative and data summary package
- Y QC Samples were not spiked with this compound.

The above sample is reported on an "as received" basis.

Where the analytical method has been performed under NELAP certification, the analysis has met all of the requirements of the NELAC standard unless qualified on the Certificate of Analysis.

This data report has been prepared and reviewed in accordance with General Engineering Laboratories, LLC standard operating procedures. Please direct any questions to your Project Manager, Valerie Davis.

Valerie Davis
Reviewed by



GENERAL ENGINEERING LABORATORIES, LLC

a Member of THE GEL GROUP, INC.

Meeting Today's Needs with a Vision for Tomorrow

Certificate of Analysis

Company : SAIC
Address : 151 Lafayette Drive
Oak Ridge, Tennessee 37831

Contact: Leslie Barbour
Project: HAAF Long Term Monitoring

Report Date: January 21, 2003

Page 1 of 2


Client Sample ID: AF6692
Sample ID: 63879019
Matrix: Water
Collect Date: 17-JUL-02 10:30
Receive Date: 19-JUL-02
Collector: Client

Project: SAIC00101
Client ID: SAIC031

Parameter	Qualifier	Result	DL	RL	Units	DF	Analyst	Date	Time	Batch	Method
Volatile Organics Federal											
<i>8260B Volatiles In Liquid Federal</i>											
1,1,1-Trichloroethane	U	ND	0.340	1.00	ug/L	1	CDS1	07/26/02	0621	188990	1
1,1,2,2-Tetrachloroethane	U	ND	0.490	1.00	ug/L	1					
1,1,2-Trichloroethane	U	ND	0.440	1.00	ug/L	1					
1,1-Dichloroethane	U	ND	0.410	1.00	ug/L	1					
1,1-Dichloroethylene	U	ND	0.410	1.00	ug/L	1					
1,2-Dichloroethane	U	ND	0.290	1.00	ug/L	1					
1,2-Dichloroethylene (total)	U	ND	0.630	2.00	ug/L	1					
1,2-Dichloropropane	U	ND	0.250	1.00	ug/L	1					
2-Butanone	U	ND	2.31	5.00	ug/L	1					
2-Hexanone	U	ND	1.45	5.00	ug/L	1					
4-Methyl-2-pentanone	U	ND	1.78	5.00	ug/L	1					
Acetone	U	ND	2.29	5.00	ug/L	1					
Benzene	U	ND	0.330	1.00	ug/L	1					
Bromodichloromethane	U	ND	0.380	1.00	ug/L	1					
Bromoform	U	ND	0.500	1.00	ug/L	1					
Bromomethane	U	ND	0.500	1.00	ug/L	1					
Carbon disulfide	U	ND	1.91	5.00	ug/L	1					
Carbon tetrachloride	U	ND	0.290	1.00	ug/L	1					
Chlorobenzene	U	ND	0.320	1.00	ug/L	1					
Chloroethane	U	ND	0.500	1.00	ug/L	1					
Chloroform	U	ND	0.360	1.00	ug/L	1					
Chloromethane	U	ND	0.500	1.00	ug/L	1					
Dibromochloromethane	U	ND	0.290	1.00	ug/L	1					
Ethylbenzene	U	ND	0.210	1.00	ug/L	1					
Methylene chloride	U	ND	1.90	5.00	ug/L	1					
Styrene	U	ND	0.250	1.00	ug/L	1					
Tetrachloroethylene	U	ND	0.330	1.00	ug/L	1					
Toluene		1.12	0.390	1.00	ug/L	1					
Trichloroethylene		4.26	0.360	1.00	ug/L	1					
Vinyl chloride	U	ND	0.550	1.00	ug/L	1					
Xylenes (total)	U	ND	0.830	3.00	ug/L	1					
cis-1,3-Dichloropropylene	U	ND	0.300	1.00	ug/L	1					
trans-1,3-Dichloropropylene	U	ND	0.290	1.00	ug/L	1					

The following Prep Methods were performed

Method	Description	Analyst	Date	Time	Prep Batch
SW846 8260B	8260B Volatiles In Liquid Federal	CDS1	07/26/02	0621	188990



GENERAL ENGINEERING LABORATORIES, LLC

a Member of THE GEL GROUP, INC.

Meeting Today's Needs with a Vision for Tomorrow

Certificate of Analysis

Company : SAIC
Address : 151 Lafayette Drive
Oak Ridge, Tennessee 37831

Contact: Leslie Barbour
Project: HAAF Long Term Monitoring

Report Date: January 21, 2003

Page 2 of 2

Client Sample ID: AF6692
Sample ID: 63879019

Project: SAIC00101
Client ID: SAIC031

Parameter	Qualifier	Result	DL	RL	Units	DF	Analyst	Date	Time	Batch	Method
-----------	-----------	--------	----	----	-------	----	---------	------	------	-------	--------

The following Analytical Methods were performed

Method	Description	Analyst	Comments
--------	-------------	---------	----------

I	SW846 8260B		
---	-------------	--	--

Surrogate recovery	Test	Recovery %	Acceptable Limits
Bromofluorobenzene	8260B Volatiles In Liquid Federal	111%	(67%-136%)
Dibromofluoromethane	8260B Volatiles In Liquid Federal	105%	(62%-148%)
Toluene-d8	8260B Volatiles In Liquid Federal	113%	(58%-139%)

Notes:

The Qualifiers in this report are defined as follows :


- < Actual result is less than amount reported
- > Actual result is greater than amount reported
- B Analyte found in the sample as well as the associated blank.
- BD Flag for results below the MDC or a flag for low tracer recovery.
- E Concentration exceeds instrument calibration range
- H Holding time exceeded
- J Indicates an estimated value. The result was greater than the detection limit, but less than the reporting limit.
- P The response between the confirmation column and the primary column is >40%D
- U Indicates the compound was analyzed for but not detected above the detection limit
- UI Uncertain identification for gamma spectroscopy.
- X Lab-specific qualifier - must be fully described in case narrative and data summary package
- Y QC Samples were not spiked with this compound.

The above sample is reported on an "as received" basis.

Where the analytical method has been performed under NELAP certification, the analysis has met all of the requirements of the NELAC standard unless qualified on the Certificate of Analysis.

This data report has been prepared and reviewed in accordance with General Engineering Laboratories, LLC standard operating procedures. Please direct any questions to your Project Manager, Valerie Davis.

Reviewed by



GENERAL ENGINEERING LABORATORIES, LLC

a Member of THE GEL GROUP, INC.

Meeting Today's Needs with a Vision for Tomorrow

Certificate of Analysis

Company : SAIC
Address : 151 Lafayette Drive
Oak Ridge, Tennessee 37831

Contact: Leslie Barbour
Project: HAAF Long Term Monitoring

Report Date: January 21, 2003

Page 1 of 2


Client Sample ID: AF6722
Sample ID: 63879007
Matrix: Water
Collect Date: 17-JUL-02 16:47
Receive Date: 19-JUL-02
Collector: Client

Project: SAIC00101
Client ID: SAIC031

Parameter	Qualifier	Result	DL	RL	Units	DF	Analyst	Date	Time	Batch	Method
Volatile Organics Federal											
<i>8260B Volatiles In Liquid Federal</i>											
1,1,1-Trichloroethane	U	ND	0.680	2.00	ug/L	2	CDS1	07/29/02	1413	188990	1
1,1,2,2-Tetrachloroethane	U	ND	0.980	2.00	ug/L	2					
1,1,2-Trichloroethane	U	ND	0.880	2.00	ug/L	2					
1,1-Dichloroethane		2.19	0.820	2.00	ug/L	2					
1,1-Dichloroethylene	J	1.11	0.820	2.00	ug/L	2					
1,2-Dichloroethane	U	ND	0.580	2.00	ug/L	2					
1,2-Dichloroethylene (total)		14.2	1.26	4.00	ug/L	2					
1,2-Dichloropropane	U	ND	0.500	2.00	ug/L	2					
2-Butanone	U	ND	4.62	10.0	ug/L	2					
2-Hexanone	U	ND	2.90	10.0	ug/L	2					
4-Methyl-2-pentanone	U	ND	3.56	10.0	ug/L	2					
Acetone	J	8.57	4.58	10.0	ug/L	2					
Benzene	U	ND	0.660	2.00	ug/L	2					
Bromodichloromethane	U	ND	0.760	2.00	ug/L	2					
Bromoform	U	ND	1.00	2.00	ug/L	2					
Bromomethane	U	ND	1.00	2.00	ug/L	2					
Carbon disulfide	U	ND	3.82	10.0	ug/L	2					
Carbon tetrachloride	U	ND	0.580	2.00	ug/L	2					
Chlorobenzene	U	ND	0.640	2.00	ug/L	2					
Chloroethane	U	ND	1.00	2.00	ug/L	2					
Chloroform	U	ND	0.720	2.00	ug/L	2					
Chloromethane	U	ND	1.00	2.00	ug/L	2					
Dibromochloromethane	U	ND	0.580	2.00	ug/L	2					
Ethylbenzene	U	ND	0.420	2.00	ug/L	2					
Methylene chloride	U	ND	3.80	10.0	ug/L	2					
Styrene	U	ND	0.500	2.00	ug/L	2					
Tetrachloroethylene	U	ND	0.660	2.00	ug/L	2					
Toluene	U	ND	0.780	2.00	ug/L	2					
Trichloroethylene		107	0.720	2.00	ug/L	2					
Vinyl chloride	U	ND	1.10	2.00	ug/L	2					
Xylenes (total)	U	ND	1.66	6.00	ug/L	2					
cis-1,3-Dichloropropylene	U	ND	0.600	2.00	ug/L	2					
trans-1,3-Dichloropropylene	U	ND	0.580	2.00	ug/L	2					

The following Prep Methods were performed

Method	Description	Analyst	Date	Time	Prep Batch
SW846 8260B	8260B Volatiles In Liquid Federal	CDS1	07/29/02	1413	188990



GENERAL ENGINEERING LABORATORIES, LLC

a Member of THE GEL GROUP, INC.

Meeting Today's Needs with a Vision for Tomorrow

Certificate of Analysis

Company : SAIC
Address : 151 Lafayette Drive
Oak Ridge, Tennessee 37831

Contact: Leslie Barbour
Project: HAAF Long Term Monitoring

Report Date: January 21, 2003

Page 2 of 2

Client Sample ID: AF6722
Sample ID: 63879007

Project: SAIC00101
Client ID: SAIC031

Parameter	Qualifier	Result	DL	RL	Units	DF	Analyst	Date	Time	Batch	Method
-----------	-----------	--------	----	----	-------	----	---------	------	------	-------	--------

The following Analytical Methods were performed

Method	Description	Analyst	Comments
--------	-------------	---------	----------

1	SW846 8260B		
---	-------------	--	--

Surrogate recovery	Test	Recovery%	Acceptable Limits
Bromofluorobenzene	8260B Volatiles In Liquid Federal	119%	(67%-136%)
Dibromofluoromethane	8260B Volatiles In Liquid Federal	109%	(62%-148%)
Toluene-d8	8260B Volatiles In Liquid Federal	112%	(58%-139%)

Notes:

The Qualifiers in this report are defined as follows :


- < Actual result is less than amount reported
- > Actual result is greater than amount reported
- B Analyte found in the sample as well as the associated blank.
- BD Flag for results below the MDC or a flag for low tracer recovery.
- E Concentration exceeds instrument calibration range
- H Holding time exceeded
- J Indicates an estimated value. The result was greater than the detection limit, but less than the reporting limit.
- P The response between the confirmation column and the primary column is >40%D
- U Indicates the compound was analyzed for but not detected above the detection limit
- UI Uncertain identification for gamma spectroscopy.
- X Lab-specific qualifier - must be fully described in case narrative and data summary package
- Y QC Samples were not spiked with this compound.

The above sample is reported on an "as received" basis.

Where the analytical method has been performed under NELAP certification, the analysis has met all of the requirements of the NELAC standard unless qualified on the Certificate of Analysis.

This data report has been prepared and reviewed in accordance with General Engineering Laboratories, LLC standard operating procedures. Please direct any questions to your Project Manager, Valerie Davis.

Valerie Davis
Reviewed by



GENERAL ENGINEERING LABORATORIES, LLC

a Member of THE GEL GROUP, INC.

Meeting Today's Needs with a Vision for Tomorrow

Certificate of Analysis

Company : SAIC
Address : 151 Lafayette Drive
Oak Ridge, Tennessee 37831

Report Date: January 21, 2003


Contact: Leslie Barbour
Project: HAAF Long Term Monitoring

Page 1 of 3

Client Sample ID: AF6732
Sample ID: 63879006
Matrix: Water
Collect Date: 17-JUL-02 17:01
Receive Date: 19-JUL-02
Collector: Client

Project: SAIC00101
Client ID: SAIC031

Parameter	Qualifier	Result	DL	RL	Units	DF	Analyst	Date	Time	Batch	Method
Volatile Organics Federal											
<i>8260B Volatiles In Liquid Federal</i>											
1,1,1-Trichloroethane	U	ND	0.340	1.00	ug/L	1	CDS1	07/26/02	0010	188990	1
1,1,2,2-Tetrachloroethane	U	ND	0.490	1.00	ug/L	1					
1,1,2-Trichloroethane	U	ND	0.440	1.00	ug/L	1					
1,1-Dichloroethane	J	0.971	0.410	1.00	ug/L	1					
1,1-Dichloroethylene		2.29	0.410	1.00	ug/L	1					
1,2-Dichloroethane	U	ND	0.290	1.00	ug/L	1					
1,2-Dichloroethylene (total)		25.6	0.630	2.00	ug/L	1					
1,2-Dichloropropane	U	ND	0.250	1.00	ug/L	1					
2-Butanone	U	ND	2.31	5.00	ug/L	1					
2-Hexanone	U	ND	1.45	5.00	ug/L	1					
4-Methyl-2-pentanone	U	ND	1.78	5.00	ug/L	1					
Acetone	U	ND	2.29	5.00	ug/L	1					
Benzene	U	ND	0.330	1.00	ug/L	1					
Bromodichloromethane	U	ND	0.380	1.00	ug/L	1					
Bromoform	U	ND	0.500	1.00	ug/L	1					
Bromomethane	U	ND	0.500	1.00	ug/L	1					
Carbon disulfide	U	ND	1.91	5.00	ug/L	1					
Carbon tetrachloride	U	ND	0.290	1.00	ug/L	1					
Chlorobenzene	U	ND	0.320	1.00	ug/L	1					
Chloroethane	U	ND	0.500	1.00	ug/L	1					
Chloroform	U	ND	0.360	1.00	ug/L	1					
Chloromethane	U	ND	0.500	1.00	ug/L	1					
Dibromochloromethane	U	ND	0.290	1.00	ug/L	1					
Ethylbenzene	U	ND	0.210	1.00	ug/L	1					
Methylene chloride	U	ND	1.90	5.00	ug/L	1					
Styrene	U	ND	0.250	1.00	ug/L	1					
Tetrachloroethylene	U	ND	0.330	1.00	ug/L	1					
Toluene	U	ND	0.390	1.00	ug/L	1					
Trichloroethylene	E	556	0.360	1.00	ug/L	1					
Vinyl chloride	U	ND	0.550	1.00	ug/L	1					
Xylenes (total)	U	ND	0.830	3.00	ug/L	1					
cis-1,3-Dichloropropylene	U	ND	0.300	1.00	ug/L	1					
trans-1,3-Dichloropropylene	U	ND	0.290	1.00	ug/L	1					
1,1,1-Trichloroethane	U	ND	3.40	10.0	ug/L	10	CDS1	07/29/02	1345	188990	2
1,1,2,2-Tetrachloroethane	U	ND	4.90	10.0	ug/L	10					
1,1,2-Trichloroethane	U	ND	4.40	10.0	ug/L	10					
1,1-Dichloroethane	U	ND	4.10	10.0	ug/L	10					
1,1-Dichloroethylene	U	ND	4.10	10.0	ug/L	10					



GENERAL ENGINEERING LABORATORIES, LLC

a Member of THE GEL GROUP, INC.

Meeting Today's Needs with a Vision for Tomorrow

Certificate of Analysis

Company : SAIC
Address : 151 Lafayette Drive
Oak Ridge, Tennessee 37831

Contact: Leslie Barbour
Project: HAAF Long Term Monitoring

Report Date: January 21, 2003

Page 2 of 3

Client Sample ID: AF6732
Sample ID: 63879006

Project: SAIC00101
Client ID: SAIC031


Parameter	Qualifier	Result	DL	RL	Units	DF	Analyst	Date	Time	Batch	Method
Volatile Organics Federal											
<i>8260B Volatiles In Liquid Federal</i>											
1,2-Dichloroethane	U	ND	2.90	10.0	ug/L	10					
1,2-Dichloroethylene (total)		37.8	6.30	20.0	ug/L	10					
1,2-Dichloropropane	U	ND	2.50	10.0	ug/L	10					
2-Butanone	U	ND	23.1	50.0	ug/L	10					
2-Hexanone	U	ND	14.5	50.0	ug/L	10					
4-Methyl-2-pentanone	U	ND	17.8	50.0	ug/L	10					
Acetone	U	ND	22.9	50.0	ug/L	10					
Benzene	U	ND	3.30	10.0	ug/L	10					
Bromodichloromethane	U	ND	3.80	10.0	ug/L	10					
Bromoform	U	ND	5.00	10.0	ug/L	10					
Bromomethane	U	ND	5.00	10.0	ug/L	10					
Carbon disulfide	U	ND	19.1	50.0	ug/L	10					
Carbon tetrachloride	U	ND	2.90	10.0	ug/L	10					
Chlorobenzene	U	ND	3.20	10.0	ug/L	10					
Chloroethane	U	ND	5.00	10.0	ug/L	10					
Chloroform	U	ND	3.60	10.0	ug/L	10					
Chloromethane	U	ND	5.00	10.0	ug/L	10					
Dibromochloromethane	U	ND	2.90	10.0	ug/L	10					
Ethylbenzene	U	ND	2.10	10.0	ug/L	10					
Methylene chloride	U	ND	19.0	50.0	ug/L	10					
Styrene	U	ND	2.50	10.0	ug/L	10					
Tetrachloroethylene	U	ND	3.30	10.0	ug/L	10					
Toluene	U	ND	3.90	10.0	ug/L	10					
Trichloroethylene		746	3.60	10.0	ug/L	10					
Vinyl chloride	U	ND	5.50	10.0	ug/L	10					
Xylenes (total)	U	ND	8.30	30.0	ug/L	10					
cis-1,3-Dichloropropylene	U	ND	3.00	10.0	ug/L	10					
trans-1,3-Dichloropropylene	U	ND	2.90	10.0	ug/L	10					

The following Prep Methods were performed

Method	Description	Analyst	Date	Time	Prep Batch
SW846 8260B	8260B Volatiles In Liquid Federal	CDS1	07/26/02	0010	188990
SW846 8260B	8260B Volatiles In Liquid Federal	CDS1	07/29/02	1345	188990

The following Analytical Methods were performed

Method	Description	Analyst Comments
1	SW846 8260B	
2	SW846 8260B	



GENERAL ENGINEERING LABORATORIES, LLC

a Member of THE GEL GROUP, INC.

Meeting Today's Needs with a Vision for Tomorrow

Certificate of Analysis

Company : SAIC
Address : 151 Lafayette Drive
Oak Ridge, Tennessee 37831

Report Date: January 21, 2003

Contact: Leslie Barbour
Project: HAAF Long Term Monitoring

Page 3 of 3

Client Sample ID: AF6732
Sample ID: 63879006

Project: SAIC00101
Client ID: SAIC031

Parameter	Qualifier	Result	DL	RL	Units	DF	Analyst	Date	Time	Batch	Method
Surrogate recovery	Test		Recovery %		Acceptable Limits						
Bromofluorobenzene	8260B	Volatiles In Liquid Federal	111%		(67%-136%)						
Dibromofluoromethane	8260B	Volatiles In Liquid Federal	103%		(62%-148%)						
Toluene-d8	8260B	Volatiles In Liquid Federal	110%		(58%-139%)						
Bromofluorobenzene	8260B	Volatiles In Liquid Federal	115%		(67%-136%)						
Dibromofluoromethane	8260B	Volatiles In Liquid Federal	108%		(62%-148%)						
Toluene-d8	8260B	Volatiles In Liquid Federal	110%		(58%-139%)						

Notes:

The Qualifiers in this report are defined as follows :

- < Actual result is less than amount reported
- > Actual result is greater than amount reported
- B Analyte found in the sample as well as the associated blank.
- BD Flag for results below the MDC or a flag for low tracer recovery.
- E Concentration exceeds instrument calibration range
- H Holding time exceeded
- J Indicates an estimated value. The result was greater than the detection limit, but less than the reporting limit.
- P The response between the confirmation column and the primary column is >40%D
- U Indicates the compound was analyzed for but not detected above the detection limit
- UI Uncertain identification for gamma spectroscopy.
- X Lab-specific qualifier - must be fully described in case narrative and data summary package
- Y QC Samples were not spiked with this compound.


The above sample is reported on an "as received" basis.

Where the analytical method has been performed under NELAP certification, the analysis has met all of the requirements of the NELAC standard unless qualified on the Certificate of Analysis.

This data report has been prepared and reviewed in accordance with General Engineering Laboratories, LLC standard operating procedures. Please direct any questions to your Project Manager, Valerie Davis.

Valerie Davis

Reviewed by



GENERAL ENGINEERING LABORATORIES, LLC

a Member of THE GEL GROUP, INC.

Meeting Today's Needs with a Vision for Tomorrow

Certificate of Analysis

Company : SAIC
Address : 151 Lafayette Drive
Oak Ridge, Tennessee 37831

Contact: Leslie Barbour
Project: HAAF Long Term Monitoring

Report Date: January 21, 2003

Page 1 of 2


Client Sample ID: AF6742
Sample ID: 63879004
Matrix: Water
Collect Date: 17-JUL-02 17:16
Receive Date: 19-JUL-02
Collector: Client

Project: SAIC00101
Client ID: SAIC031

Parameter	Qualifier	Result	DL	RL	Units	DF	Analyst	Date	Time	Batch	Method
Volatile Organics Federal											
<i>8260B Volatiles In Liquid Federal</i>											
1,1,1-Trichloroethane	U	ND	0.340	1.00	ug/L	1	CDS1	07/25/02	2313	188990	1
1,1,2,2-Tetrachloroethane	U	ND	0.490	1.00	ug/L	1					
1,1,2-Trichloroethane	U	ND	0.440	1.00	ug/L	1					
1,1-Dichloroethane	U	ND	0.410	1.00	ug/L	1					
1,1-Dichloroethylene	U	ND	0.410	1.00	ug/L	1					
1,2-Dichloroethane	U	ND	0.290	1.00	ug/L	1					
1,2-Dichloroethylene (total)	U	ND	0.630	2.00	ug/L	1					
1,2-Dichloropropane	U	ND	0.250	1.00	ug/L	1					
2-Butanone	U	ND	2.31	5.00	ug/L	1					
2-Hexanone	U	ND	1.45	5.00	ug/L	1					
4-Methyl-2-pentanone	U	ND	1.78	5.00	ug/L	1					
Acetone	U	ND	2.29	5.00	ug/L	1					
Benzene	U	ND	0.330	1.00	ug/L	1					
Bromodichloromethane	U	ND	0.380	1.00	ug/L	1					
Bromoform	U	ND	0.500	1.00	ug/L	1					
Bromomethane	U	ND	0.500	1.00	ug/L	1					
Carbon disulfide	U	ND	1.91	5.00	ug/L	1					
Carbon tetrachloride	U	ND	0.290	1.00	ug/L	1					
Chlorobenzene	U	ND	0.320	1.00	ug/L	1					
Chloroethane	U	ND	0.500	1.00	ug/L	1					
Chloroform	U	ND	0.360	1.00	ug/L	1					
Chloromethane	U	ND	0.500	1.00	ug/L	1					
Dibromochloromethane	U	ND	0.290	1.00	ug/L	1					
Ethylbenzene	U	ND	0.210	1.00	ug/L	1					
Methylene chloride	U	ND	1.90	5.00	ug/L	1					
Styrene	U	ND	0.250	1.00	ug/L	1					
Tetrachloroethylene	U	ND	0.330	1.00	ug/L	1					
Toluene	U	ND	0.390	1.00	ug/L	1					
Trichloroethylene	U	ND	0.360	1.00	ug/L	1					
Vinyl chloride	U	ND	0.550	1.00	ug/L	1					
Xylenes (total)	U	ND	0.830	3.00	ug/L	1					
cis-1,3-Dichloropropylene	U	ND	0.300	1.00	ug/L	1					
trans-1,3-Dichloropropylene	U	ND	0.290	1.00	ug/L	1					

The following Prep Methods were performed

Method	Description	Analyst	Date	Time	Prep Batch
SW846 8260B	8260B Volatiles In Liquid Federal	CDS1	07/25/02	2313	188990



GENERAL ENGINEERING LABORATORIES, LLC

a Member of THE GEL GROUP, INC.

Meeting Today's Needs with a Vision for Tomorrow

Certificate of Analysis

Company : SAIC
Address : 151 Lafayette Drive
Oak Ridge, Tennessee 37831

Contact: Leslie Barbour
Project: HAAF Long Term Monitoring

Report Date: January 21, 2003

Page 2 of 2

Client Sample ID: AF6742
Sample ID: 63879004

Project: SAIC00101
Client ID: SAIC031

Parameter	Qualifier	Result	DL	RL	Units	DF	Analyst	Date	Time	Batch	Method
-----------	-----------	--------	----	----	-------	----	---------	------	------	-------	--------

The following Analytical Methods were performed

Method	Description	Analyst	Comments
--------	-------------	---------	----------

1	SW846 8260B		
---	-------------	--	--

Surrogate recovery	Test	Recovery%	Acceptable Limits
Bromofluorobenzene	8260B Volatiles In Liquid Federal	113%	(67%-136%)
Dibromofluoromethane	8260B Volatiles In Liquid Federal	104%	(62%-148%)
Toluene-d8	8260B Volatiles In Liquid Federal	113%	(58%-139%)

Notes:

The Qualifiers in this report are defined as follows :


- < Actual result is less than amount reported
- > Actual result is greater than amount reported
- B Analyte found in the sample as well as the associated blank.
- BD Flag for results below the MDC or a flag for low tracer recovery.
- E Concentration exceeds instrument calibration range
- H Holding time exceeded
- J Indicates an estimated value. The result was greater than the detection limit, but less than the reporting limit.
- P The response between the confirmation column and the primary column is >40%D
- U Indicates the compound was analyzed for but not detected above the detection limit
- UI Uncertain identification for gamma spectroscopy.
- X Lab-specific qualifier - must be fully described in case narrative and data summary package
- Y QC Samples were not spiked with this compound.

The above sample is reported on an "as received" basis.

Where the analytical method has been performed under NELAP certification, the analysis has met all of the requirements of the NELAC standard unless qualified on the Certificate of Analysis.

This data report has been prepared and reviewed in accordance with General Engineering Laboratories, LLC standard operating procedures. Please direct any questions to your Project Manager, Valerie Davis.

Valerie Davis
Reviewed by



GENERAL ENGINEERING LABORATORIES, LLC

a Member of THE GEL GROUP, INC.

Meeting Today's Needs with a Vision for Tomorrow

Certificate of Analysis

Company : SAIC
Address : 151 Lafayette Drive
Oak Ridge, Tennessee 37831

Contact: Leslie Barbour
Project: HAAF Long Term Monitoring

Report Date: January 21, 2003

Page 1 of 2


Client Sample ID: AF6752
Sample ID: 63879002
Matrix: Water
Collect Date: 17-JUL-02 17:35
Receive Date: 19-JUL-02
Collector: Client

Project: SAIC00101
Client ID: SAIC031

Parameter	Qualifier	Result	DL	RL	Units	DF	Analyst	Date	Time	Batch	Method
Volatile Organics Federal											
<i>8260B Volatiles In Liquid Federal</i>											
1,1,1-Trichloroethane	U	ND	0.340	1.00	ug/L	1	CDS1	07/25/02	2216	188990	1
1,1,2,2-Tetrachloroethane	U	ND	0.490	1.00	ug/L	1					
1,1,2-Trichloroethane	U	ND	0.440	1.00	ug/L	1					
1,1-Dichloroethane	U	ND	0.410	1.00	ug/L	1					
1,1-Dichloroethylene	U	ND	0.410	1.00	ug/L	1					
1,2-Dichloroethane	U	ND	0.290	1.00	ug/L	1					
1,2-Dichloroethylene (total)	U	ND	0.630	2.00	ug/L	1					
1,2-Dichloropropane	U	ND	0.250	1.00	ug/L	1					
2-Butanone	U	ND	2.31	5.00	ug/L	1					
2-Hexanone	U	ND	1.45	5.00	ug/L	1					
4-Methyl-2-pentanone	U	ND	1.78	5.00	ug/L	1					
Acetone	U	ND	2.29	5.00	ug/L	1					
Benzene	U	ND	0.330	1.00	ug/L	1					
Bromodichloromethane	U	ND	0.380	1.00	ug/L	1					
Bromoform	U	ND	0.500	1.00	ug/L	1					
Bromomethane	U	ND	0.500	1.00	ug/L	1					
Carbon disulfide	U	ND	1.91	5.00	ug/L	1					
Carbon tetrachloride	U	ND	0.290	1.00	ug/L	1					
Chlorobenzene	U	ND	0.320	1.00	ug/L	1					
Chloroethane	U	ND	0.500	1.00	ug/L	1					
Chloroform	U	ND	0.360	1.00	ug/L	1					
Chloromethane	U	ND	0.500	1.00	ug/L	1					
Dibromochloromethane	U	ND	0.290	1.00	ug/L	1					
Ethylbenzene	U	ND	0.210	1.00	ug/L	1					
Methylene chloride	U	ND	1.90	5.00	ug/L	1					
Styrene	U	ND	0.250	1.00	ug/L	1					
Tetrachloroethylene	U	ND	0.330	1.00	ug/L	1					
Toluene	U	ND	0.390	1.00	ug/L	1					
Trichloroethylene	U	ND	0.360	1.00	ug/L	1					
Vinyl chloride	U	ND	0.550	1.00	ug/L	1					
Xylenes (total)	U	ND	0.830	3.00	ug/L	1					
cis-1,3-Dichloropropylene	U	ND	0.300	1.00	ug/L	1					
trans-1,3-Dichloropropylene	U	ND	0.290	1.00	ug/L	1					

The following Prep Methods were performed

Method	Description	Analyst	Date	Time	Prep Batch
SW846 8260B	8260B Volatiles In Liquid Federal	CDS1	07/25/02	2216	188990



GENERAL ENGINEERING LABORATORIES, LLC

a Member of THE GEL GROUP, INC.

Meeting Today's Needs with a Vision for Tomorrow

Certificate of Analysis

Company : SAIC
Address : 151 Lafayette Drive
Oak Ridge, Tennessee 37831

Contact: Leslie Barbour
Project: HAAF Long Term Monitoring

Report Date: January 21, 2003

Page 2 of 2

Client Sample ID: AF6752
Sample ID: 63879002

Project: SAIC00101
Client ID: SAIC031

Parameter	Qualifier	Result	DL	RL	Units	DF	Analyst	Date	Time	Batch	Method
-----------	-----------	--------	----	----	-------	----	---------	------	------	-------	--------

The following Analytical Methods were performed

Method	Description	Analyst	Comments
--------	-------------	---------	----------

I	SW846 8260B		
---	-------------	--	--

Surrogate recovery	Test	Recovery %	Acceptable Limits
Bromofluorobenzene	8260B Volatiles In Liquid Federal	109%	(67%-136%)
Dibromofluoromethane	8260B Volatiles In Liquid Federal	105%	(62%-148%)
Toluene-d8	8260B Volatiles In Liquid Federal	112%	(58%-139%)

Notes:

The Qualifiers in this report are defined as follows :


- < Actual result is less than amount reported
- > Actual result is greater than amount reported
- B Analyte found in the sample as well as the associated blank.
- BD Flag for results below the MDC or a flag for low tracer recovery.
- E Concentration exceeds instrument calibration range
- H Holding time exceeded
- J Indicates an estimated value. The result was greater than the detection limit, but less than the reporting limit.
- P The response between the confirmation column and the primary column is >40%D
- U Indicates the compound was analyzed for but not detected above the detection limit
- UI Uncertain identification for gamma spectroscopy.
- X Lab-specific qualifier - must be fully described in case narrative and data summary package
- Y QC Samples were not spiked with this compound.

The above sample is reported on an "as received" basis.

Where the analytical method has been performed under NELAP certification, the analysis has met all of the requirements of the NELAC standard unless qualified on the Certificate of Analysis.

This data report has been prepared and reviewed in accordance with General Engineering Laboratories, LLC standard operating procedures. Please direct any questions to your Project Manager, Valerie Davis.

Reviewed by



GENERAL ENGINEERING LABORATORIES, LLC

a Member of THE GEL GROUP, INC.

Meeting Today's Needs with a Vision for Tomorrow

Certificate of Analysis

Company : SAIC
Address : 151 Lafayette Drive
Oak Ridge, Tennessee 37831

Contact: Leslie Barbour
Project: HAAF Long Term Monitoring

Report Date: January 21, 2003

Page 1 of 2


Client Sample ID: AF6762
Sample ID: 63879001
Matrix: Water
Collect Date: 17-JUL-02 18:03
Receive Date: 19-JUL-02
Collector: Client

Project: SAIC00101
Client ID: SAIC031

Parameter	Qualifier	Result	DL	RL	Units	DF	Analyst	Date	Time	Batch	Method
Volatile Organics Federal											
<i>8260B Volatiles In Liquid Federal</i>											
1,1,1-Trichloroethane	U	ND	0.340	1.00	ug/L	1	CDS1	07/25/02	2147	188990	1
1,1,2,2-Tetrachloroethane	U	ND	0.490	1.00	ug/L	1					
1,1,2-Trichloroethane	U	ND	0.440	1.00	ug/L	1					
1,1-Dichloroethane	U	ND	0.410	1.00	ug/L	1					
1,1-Dichloroethylene	U	ND	0.410	1.00	ug/L	1					
1,2-Dichloroethane	U	ND	0.290	1.00	ug/L	1					
1,2-Dichloroethylene (total)	U	ND	0.630	2.00	ug/L	1					
1,2-Dichloropropane	U	ND	0.250	1.00	ug/L	1					
2-Butanone	U	ND	2.31	5.00	ug/L	1					
2-Hexanone	U	ND	1.45	5.00	ug/L	1					
4-Methyl-2-pentanone	U	ND	1.78	5.00	ug/L	1					
Acetone	U	ND	2.29	5.00	ug/L	1					
Benzene	U	ND	0.330	1.00	ug/L	1					
Bromodichloromethane	U	ND	0.380	1.00	ug/L	1					
Bromoform	U	ND	0.500	1.00	ug/L	1					
Bromomethane	U	ND	0.500	1.00	ug/L	1					
Carbon disulfide	U	ND	1.91	5.00	ug/L	1					
Carbon tetrachloride	U	ND	0.290	1.00	ug/L	1					
Chlorobenzene	U	ND	0.320	1.00	ug/L	1					
Chloroethane	U	ND	0.500	1.00	ug/L	1					
Chloroform	U	ND	0.360	1.00	ug/L	1					
Chloromethane	U	ND	0.500	1.00	ug/L	1					
Dibromochloromethane	U	ND	0.290	1.00	ug/L	1					
Ethylbenzene	U	ND	0.210	1.00	ug/L	1					
Methylene chloride	U	ND	1.90	5.00	ug/L	1					
Styrene	U	ND	0.250	1.00	ug/L	1					
Tetrachloroethylene	U	ND	0.330	1.00	ug/L	1					
Toluene	U	ND	0.390	1.00	ug/L	1					
Trichloroethylene	U	ND	0.360	1.00	ug/L	1					
Vinyl chloride	U	ND	0.550	1.00	ug/L	1					
Xylenes (total)	U	ND	0.830	3.00	ug/L	1					
cis-1,3-Dichloropropylene	U	ND	0.300	1.00	ug/L	1					
trans-1,3-Dichloropropylene	U	ND	0.290	1.00	ug/L	1					

The following Prep Methods were performed

Method	Description	Analyst	Date	Time	Prep Batch
		CDS1	07/25/02	2147	188990



GENERAL ENGINEERING LABORATORIES, LLC

a Member of THE GEL GROUP, INC.

Meeting Today's Needs with a Vision for Tomorrow

Certificate of Analysis

Company : SAIC
Address : 151 Lafayette Drive
Oak Ridge, Tennessee 37831

Contact: Leslie Barbour
Project: HAAF Long Term Monitoring

Report Date: January 21, 2003

Page 2 of 2

Client Sample ID: AF6762
Sample ID: 63879001

Project: SAIC00101
Client ID: SAIC031

Parameter	Qualifier	Result	DL	RL	Units	DF	Analyst	Date	Time	Batch	Method
SW846 8260B	8260B	Volatiles In Liquid Federal									

The following Analytical Methods were performed

Method	Description	Analyst	Comments
1	SW846 8260B		

Surrogate recovery	Test	Recovery %	Acceptable Limits
Bromofluorobenzene	8260B Volatiles In Liquid Federal	110%	(67%-136%)
Dibromofluoromethane	8260B Volatiles In Liquid Federal	105%	(62%-148%)
Toluene-d8	8260B Volatiles In Liquid Federal	112%	(58%-139%)

Notes:

The Qualifiers in this report are defined as follows :

- < Actual result is less than amount reported
- > Actual result is greater than amount reported
- B Analyte found in the sample as well as the associated blank.
- BD Flag for results below the MDC or a flag for low tracer recovery.
- E Concentration exceeds instrument calibration range
- H Holding time exceeded
- J Indicates an estimated value. The result was greater than the detection limit, but less than the reporting limit.
- P The response between the confirmation column and the primary column is >40%D
- U Indicates the compound was analyzed for but not detected above the detection limit
- UI Uncertain identification for gamma spectroscopy.
- X Lab-specific qualifier - must be fully described in case narrative and data summary package
- Y QC Samples were not spiked with this compound.


The above sample is reported on an "as received" basis.

Where the analytical method has been performed under NELAP certification, the analysis has met all of the requirements of the NELAC standard unless qualified on the Certificate of Analysis.

This data report has been prepared and reviewed in accordance with General Engineering Laboratories, LLC standard operating procedures. Please direct any questions to your Project Manager, Valerie Davis.

Valerie Davis

Reviewed by



GENERAL ENGINEERING LABORATORIES, LLC

a Member of THE GEL GROUP, INC.

Meeting Today's Needs with a Vision for Tomorrow

Certificate of Analysis

Company : SAIC
Address : 151 Lafayette Drive
Oak Ridge, Tennessee 37831

Contact: Leslie Barbour
Project: HAAF Long Term Monitoring

Report Date: January 21, 2003

Page 1 of 2


Client Sample ID: AF6772
Sample ID: 63879005
Matrix: Water
Collect Date: 17-JUL-02 18:28
Receive Date: 19-JUL-02
Collector: Client

Project: SAIC00101
Client ID: SAIC031

Parameter	Qualifier	Result	DL	RL	Units	DF	Analyst	Date	Time	Batch	Method
Volatile Organics Federal											
<i>8260B Volatiles In Liquid Federal</i>											
1,1,1-Trichloroethane	U	ND	0.340	1.00	ug/L	1	CDS1	07/25/02	2341	188990	1
1,1,2,2-Tetrachloroethane	U	ND	0.490	1.00	ug/L	1					
1,1,2-Trichloroethane	U	ND	0.440	1.00	ug/L	1					
1,1-Dichloroethane	U	ND	0.410	1.00	ug/L	1					
1,1-Dichloroethylene	U	ND	0.410	1.00	ug/L	1					
1,2-Dichloroethane	U	ND	0.290	1.00	ug/L	1					
1,2-Dichloroethylene (total)	U	ND	0.630	2.00	ug/L	1					
1,2-Dichloropropane	U	ND	0.250	1.00	ug/L	1					
2-Butanone	U	ND	2.31	5.00	ug/L	1					
2-Hexanone	U	ND	1.45	5.00	ug/L	1					
4-Methyl-2-pentanone	U	ND	1.78	5.00	ug/L	1					
Acetone	U	ND	2.29	5.00	ug/L	1					
Benzene	U	ND	0.330	1.00	ug/L	1					
Bromodichloromethane	U	ND	0.380	1.00	ug/L	1					
Bromoform	U	ND	0.500	1.00	ug/L	1					
Bromomethane	U	ND	0.500	1.00	ug/L	1					
Carbon disulfide	U	ND	1.91	5.00	ug/L	1					
Carbon tetrachloride	U	ND	0.290	1.00	ug/L	1					
Chlorobenzene	U	ND	0.320	1.00	ug/L	1					
Chloroethane	U	ND	0.500	1.00	ug/L	1					
Chloroform	U	ND	0.360	1.00	ug/L	1					
Chloromethane	U	ND	0.500	1.00	ug/L	1					
Dibromochloromethane	U	ND	0.290	1.00	ug/L	1					
Ethylbenzene	U	ND	0.210	1.00	ug/L	1					
Methylene chloride	U	ND	1.90	5.00	ug/L	1					
Styrene	U	ND	0.250	1.00	ug/L	1					
Tetrachloroethylene	U	ND	0.330	1.00	ug/L	1					
Toluene	U	ND	0.390	1.00	ug/L	1					
Trichloroethylene	U	ND	0.360	1.00	ug/L	1					
Vinyl chloride	U	ND	0.550	1.00	ug/L	1					
Xylenes (total)	U	ND	0.830	3.00	ug/L	1					
cis-1,3-Dichloropropylene	U	ND	0.300	1.00	ug/L	1					
trans-1,3-Dichloropropylene	U	ND	0.290	1.00	ug/L	1					

The following Prep Methods were performed

Method	Description	Analyst	Date	Time	Prep Batch
SW846 8260B	8260B Volatiles In Liquid Federal	CDS1	07/25/02	2341	188990



GENERAL ENGINEERING LABORATORIES, LLC

a Member of THE GEL GROUP, INC.

Meeting Today's Needs with a Vision for Tomorrow

Certificate of Analysis

Company : SAIC
Address : 151 Lafayette Drive
Oak Ridge, Tennessee 37831

Contact: Leslie Barbour
Project: HAAF Long Term Monitoring

Report Date: January 21, 2003

Page 2 of 2

Client Sample ID: AF6772
Sample ID: 63879005

Project: SAIC00101
Client ID: SAIC031

Parameter	Qualifier	Result	DL	RL	Units	DF	Analyst	Date	Time	Batch	Method
-----------	-----------	--------	----	----	-------	----	---------	------	------	-------	--------

The following Analytical Methods were performed

Method	Description	Analyst	Comments
--------	-------------	---------	----------

I	SW846 8260B		
---	-------------	--	--

Surrogate recovery	Test	Recovery %	Acceptable Limits
Bromofluorobenzene	8260B Volatiles In Liquid Federal	113%	(67%-136%)
Dibromofluoromethane	8260B Volatiles In Liquid Federal	103%	(62%-148%)
Toluene-d8	8260B Volatiles In Liquid Federal	111%	(58%-139%)

Notes:

The Qualifiers in this report are defined as follows :


- < Actual result is less than amount reported
- > Actual result is greater than amount reported
- B Analyte found in the sample as well as the associated blank.
- BD Flag for results below the MDC or a flag for low tracer recovery.
- E Concentration exceeds instrument calibration range
- H Holding time exceeded
- J Indicates an estimated value. The result was greater than the detection limit, but less than the reporting limit.
- P The response between the confirmation column and the primary column is >40%D
- U Indicates the compound was analyzed for but not detected above the detection limit
- UI Uncertain identification for gamma spectroscopy.
- X Lab-specific qualifier - must be fully described in case narrative and data summary package
- Y QC Samples were not spiked with this compound.

The above sample is reported on an "as received" basis.

Where the analytical method has been performed under NELAP certification, the analysis has met all of the requirements of the NELAC standard unless qualified on the Certificate of Analysis.

This data report has been prepared and reviewed in accordance with General Engineering Laboratories, LLC standard operating procedures. Please direct any questions to your Project Manager, Valerie Davis.

Valerie Davis
Reviewed by



GENERAL ENGINEERING LABORATORIES, LLC

a Member of THE GEL GROUP, INC.

Meeting Today's Needs with a Vision for Tomorrow

Certificate of Analysis

Company : SAIC
Address : 151 Lafayette Drive
Oak Ridge, Tennessee 37831

Contact: Leslie Barbour
Project: HAAF Long Term Monitoring

Report Date: January 21, 2003

Page 1 of 2


Client Sample ID: AF6782
Sample ID: 63882007
Matrix: Water
Collect Date: 18-JUL-02 08:20
Receive Date: 19-JUL-02
Collector: Client

Project: SAIC00101
Client ID: SAIC031

Parameter	Qualifier	Result	DL	RL	Units	DF	Analyst	Date	Time	Batch	Method
Volatile Organics Federal											
<i>8260B Volatiles In Liquid Federal</i>											
1,1,1-Trichloroethane	U	ND	0.340	1.00	ug/L	1	CDS1	07/30/02	1255	189667	1
1,1,2,2-Tetrachloroethane	U	ND	0.490	1.00	ug/L	1					
1,1,2-Trichloroethane	U	ND	0.440	1.00	ug/L	1					
1,1-Dichloroethane	U	ND	0.410	1.00	ug/L	1					
1,1-Dichloroethylene	U	ND	0.410	1.00	ug/L	1					
1,2-Dichloroethane	U	ND	0.290	1.00	ug/L	1					
1,2-Dichloroethylene (total)	U	ND	0.630	2.00	ug/L	1					
1,2-Dichloropropane	U	ND	0.250	1.00	ug/L	1					
2-Butanone	U	ND	2.31	5.00	ug/L	1					
2-Hexanone	U	ND	1.45	5.00	ug/L	1					
4-Methyl-2-pentanone	U	ND	1.78	5.00	ug/L	1					
Acetone	U	ND	2.29	5.00	ug/L	1					
Benzene	U	ND	0.330	1.00	ug/L	1					
Bromodichloromethane	U	ND	0.380	1.00	ug/L	1					
Bromoform	U	ND	0.500	1.00	ug/L	1					
Bromomethane	U	ND	0.500	1.00	ug/L	1					
Carbon disulfide	U	ND	1.91	5.00	ug/L	1					
Carbon tetrachloride	U	ND	0.290	1.00	ug/L	1					
Chlorobenzene	U	ND	0.320	1.00	ug/L	1					
Chloroethane	U	ND	0.500	1.00	ug/L	1					
Chloroform	U	ND	0.360	1.00	ug/L	1					
Chloromethane	U	ND	0.500	1.00	ug/L	1					
Dibromochloromethane	U	ND	0.290	1.00	ug/L	1					
Ethylbenzene	U	ND	0.210	1.00	ug/L	1					
Methylene chloride	U	ND	1.90	5.00	ug/L	1					
Styrene	U	ND	0.250	1.00	ug/L	1					
Tetrachloroethylene	U	ND	0.330	1.00	ug/L	1					
Toluene	U	ND	0.390	1.00	ug/L	1					
Trichloroethylene	U	ND	0.360	1.00	ug/L	1					
Vinyl chloride	U	ND	0.550	1.00	ug/L	1					
Xylenes (total)	U	ND	0.830	3.00	ug/L	1					
cis-1,3-Dichloropropylene	U	ND	0.300	1.00	ug/L	1					
trans-1,3-Dichloropropylene	U	ND	0.290	1.00	ug/L	1					

The following Prep Methods were performed

Method	Description	Analyst	Date	Time	Prep Batch
SW846 8260B	8260B Volatiles In Liquid Federal	CDS1	07/30/02	1255	189667



GENERAL ENGINEERING LABORATORIES, LLC

a Member of THE GEL GROUP, INC.

Meeting Today's Needs with a Vision for Tomorrow

Certificate of Analysis

Company : SAIC
Address : 151 Lafayette Drive
Oak Ridge, Tennessee 37831

Contact: Leslie Barbour
Project: HAAF Long Term Monitoring

Report Date: January 21, 2003

Page 2 of 2

Client Sample ID: AF6782
Sample ID: 63882007

Project: SAIC00101
Client ID: SAIC031

Parameter	Qualifier	Result	DL	RL	Units	DF	Analyst	Date	Time	Batch	Method
-----------	-----------	--------	----	----	-------	----	---------	------	------	-------	--------

The following Analytical Methods were performed

Method	Description	Analyst	Comments
--------	-------------	---------	----------

1	SW846 8260B		
---	-------------	--	--

Surrogate recovery	Test	Recovery %	Acceptable Limits
Bromofluorobenzene	8260B Volatiles In Liquid Federal	117%	(67%-136%)
Dibromofluoromethane	8260B Volatiles In Liquid Federal	109%	(62%-148%)
Toluene-d8	8260B Volatiles In Liquid Federal	118%	(58%-139%)

Notes:

The Qualifiers in this report are defined as follows :


- < Actual result is less than amount reported
- > Actual result is greater than amount reported
- B Analyte found in the sample as well as the associated blank.
- BD Flag for results below the MDC or a flag for low tracer recovery.
- E Concentration exceeds instrument calibration range
- H Holding time exceeded
- J Indicates an estimated value. The result was greater than the detection limit, but less than the reporting limit.
- P The response between the confirmation column and the primary column is >40%D
- U Indicates the compound was analyzed for but not detected above the detection limit
- UI Uncertain identification for gamma spectroscopy.
- X Lab-specific qualifier - must be fully described in case narrative and data summary package
- Y QC Samples were not spiked with this compound.

The above sample is reported on an "as received" basis.

Where the analytical method has been performed under NELAP certification, the analysis has met all of the requirements of the NELAC standard unless qualified on the Certificate of Analysis.

This data report has been prepared and reviewed in accordance with General Engineering Laboratories, LLC standard operating procedures. Please direct any questions to your Project Manager, Valerie Davis.

Valerie Davis
Reviewed by



GENERAL ENGINEERING LABORATORIES, LLC

a Member of THE GEL GROUP, INC.

Meeting Today's Needs with a Vision for Tomorrow

Certificate of Analysis

Company : SAIC
Address : 151 Lafayette Drive
Oak Ridge, Tennessee 37831

Contact: Leslie Barbour
Project: HAAF Long Term Monitoring

Report Date: January 21, 2003

Page 1 of 2


Client Sample ID: AF6792
Sample ID: 63882008
Matrix: Water
Collect Date: 18-JUL-02 09:00
Receive Date: 19-JUL-02
Collector: Client

Project: SAIC00101
Client ID: SAIC031

Parameter	Qualifier	Result	DL	RL	Units	DF	Analyst	Date	Time	Batch	Method
Volatile Organics Federal											
<i>8260B Volatiles In Liquid Federal</i>											
1,1,1-Trichloroethane	U	ND	0.340	1.00	ug/L	1	CDS1	07/30/02	1324	189667	1
1,1,2,2-Tetrachloroethane	U	ND	0.490	1.00	ug/L	1					
1,1,2-Trichloroethane	U	ND	0.440	1.00	ug/L	1					
1,1-Dichloroethane	U	ND	0.410	1.00	ug/L	1					
1,1-Dichloroethylene	U	ND	0.410	1.00	ug/L	1					
1,2-Dichloroethane	U	ND	0.290	1.00	ug/L	1					
1,2-Dichloroethylene (total)	U	ND	0.630	2.00	ug/L	1					
1,2-Dichloropropane	U	ND	0.250	1.00	ug/L	1					
2-Butanone	U	ND	2.31	5.00	ug/L	1					
2-Hexanone	U	ND	1.45	5.00	ug/L	1					
4-Methyl-2-pentanone	U	ND	1.78	5.00	ug/L	1					
Acetone	U	ND	2.29	5.00	ug/L	1					
Benzene	U	ND	0.330	1.00	ug/L	1					
Bromodichloromethane	U	ND	0.380	1.00	ug/L	1					
Bromoform	U	ND	0.500	1.00	ug/L	1					
Bromomethane	U	ND	0.500	1.00	ug/L	1					
Carbon disulfide	U	ND	1.91	5.00	ug/L	1					
Carbon tetrachloride	U	ND	0.290	1.00	ug/L	1					
Chlorobenzene	U	ND	0.320	1.00	ug/L	1					
Chloroethane	U	ND	0.500	1.00	ug/L	1					
Chloroform	U	ND	0.360	1.00	ug/L	1					
Chloromethane	U	ND	0.500	1.00	ug/L	1					
Dibromochloromethane	U	ND	0.290	1.00	ug/L	1					
Ethylbenzene	U	ND	0.210	1.00	ug/L	1					
Methylene chloride	U	ND	1.90	5.00	ug/L	1					
Styrene	U	ND	0.250	1.00	ug/L	1					
Tetrachloroethylene	U	ND	0.330	1.00	ug/L	1					
Toluene	U	ND	0.390	1.00	ug/L	1					
Trichloroethylene	U	ND	0.360	1.00	ug/L	1					
Vinyl chloride	U	ND	0.550	1.00	ug/L	1					
Xylenes (total)	U	ND	0.830	3.00	ug/L	1					
cis-1,3-Dichloropropylene	U	ND	0.300	1.00	ug/L	1					
trans-1,3-Dichloropropylene	U	ND	0.290	1.00	ug/L	1					

The following Prep Methods were performed

Method	Description	Analyst	Date	Time	Prep Batch
SW846 8260B	8260B Volatiles In Liquid Federal	CDS1	07/30/02	1324	189667



GENERAL ENGINEERING LABORATORIES, LLC

a Member of THE GEL GROUP, INC.

Meeting Today's Needs with a Vision for Tomorrow

Certificate of Analysis

Company : SAIC
Address : 151 Lafayette Drive
Oak Ridge, Tennessee 37831

Contact: Leslie Barbour
Project: HAAF Long Term Monitoring

Report Date: January 21, 2003

Page 2 of 2

Client Sample ID: AF6792
Sample ID: 63882008

Project: SAIC00101
Client ID: SAIC031

Parameter	Qualifier	Result	DL	RL	Units	DF	Analyst	Date	Time	Batch	Method
-----------	-----------	--------	----	----	-------	----	---------	------	------	-------	--------

The following Analytical Methods were performed

Method	Description	Analyst	Comments
--------	-------------	---------	----------

1	SW846 8260B		
---	-------------	--	--

Surrogate recovery	Test	Recovery%	Acceptable Limits
Bromofluorobenzene	8260B Volatiles In Liquid Federal	119%	(67%-136%)
Dibromofluoromethane	8260B Volatiles In Liquid Federal	111%	(62%-148%)
Toluene-d8	8260B Volatiles In Liquid Federal	119%	(58%-139%)

Notes:

The Qualifiers in this report are defined as follows :


- < Actual result is less than amount reported
- > Actual result is greater than amount reported
- B Analyte found in the sample as well as the associated blank.
- BD Flag for results below the MDC or a flag for low tracer recovery.
- E Concentration exceeds instrument calibration range
- H Holding time exceeded
- J Indicates an estimated value. The result was greater than the detection limit, but less than the reporting limit.
- P The response between the confirmation column and the primary column is >40%D
- U Indicates the compound was analyzed for but not detected above the detection limit
- UI Uncertain identification for gamma spectroscopy.
- X Lab-specific qualifier - must be fully described in case narrative and data summary package
- Y QC Samples were not spiked with this compound.

The above sample is reported on an "as received" basis.

Where the analytical method has been performed under NELAP certification, the analysis has met all of the requirements of the NELAC standard unless qualified on the Certificate of Analysis.

This data report has been prepared and reviewed in accordance with General Engineering Laboratories, LLC standard operating procedures. Please direct any questions to your Project Manager, Valerie Davis.

Reviewed by



GENERAL ENGINEERING LABORATORIES, LLC

a Member of THE GEL GROUP, INC.

Meeting Today's Needs with a Vision for Tomorrow

Certificate of Analysis

Company : SAIC
Address : 151 Lafayette Drive
Oak Ridge, Tennessee 37831

Contact: Leslie Barbour
Project: HAAF Long Term Monitoring

Report Date: January 21, 2003

Page 1 of 2


Client Sample ID: TBH013
Sample ID: 63880004
Matrix: Water
Collect Date: 16-JUL-02 07:30
Receive Date: 19-JUL-02
Collector: Client

Project: SAIC00101
Client ID: SAIC031

Parameter	Qualifier	Result	DL	RL	Units	DF	Analyst	Date	Time	Batch	Method
Volatile Organics Federal											
<i>8260B Volatiles In Liquid Federal</i>											
1,1,1-Trichloroethane	U	ND	0.340	1.00	ug/L	1	RMB	07/29/02	1246	189515	1
1,1,2,2-Tetrachloroethane	U	ND	0.490	1.00	ug/L	1					
1,1,2-Trichloroethane	U	ND	0.440	1.00	ug/L	1					
1,1-Dichloroethane	U	ND	0.410	1.00	ug/L	1					
1,1-Dichloroethylene	U	ND	0.410	1.00	ug/L	1					
1,2-Dichloroethane	U	ND	0.290	1.00	ug/L	1					
1,2-Dichloroethylene (total)	U	ND	0.630	2.00	ug/L	1					
1,2-Dichloropropane	U	ND	0.250	1.00	ug/L	1					
2-Butanone	J	4.00	2.31	5.00	ug/L	1					
2-Hexanone	U	ND	1.45	5.00	ug/L	1					
4-Methyl-2-pentanone	U	ND	1.78	5.00	ug/L	1					
Acetone		16.7	2.29	5.00	ug/L	1					
Benzene	U	ND	0.330	1.00	ug/L	1					
Bromodichloromethane	U	ND	0.380	1.00	ug/L	1					
Bromoform	U	ND	0.500	1.00	ug/L	1					
Bromomethane	U	ND	0.500	1.00	ug/L	1					
Carbon disulfide	U	ND	1.91	5.00	ug/L	1					
Carbon tetrachloride	U	ND	0.290	1.00	ug/L	1					
Chlorobenzene	U	ND	0.320	1.00	ug/L	1					
Chloroethane	U	ND	0.500	1.00	ug/L	1					
Chloroform	U	ND	0.360	1.00	ug/L	1					
Chloromethane		2.15	0.500	1.00	ug/L	1					
Dibromochloromethane	U	ND	0.290	1.00	ug/L	1					
Ethylbenzene	U	ND	0.210	1.00	ug/L	1					
Methylene chloride	BJ	2.09	1.90	5.00	ug/L	1					
Styrene	U	ND	0.250	1.00	ug/L	1					
Tetrachloroethylene	U	ND	0.330	1.00	ug/L	1					
Toluene	J	0.486	0.390	1.00	ug/L	1					
Trichloroethylene	U	ND	0.360	1.00	ug/L	1					
Vinyl chloride	U	ND	0.550	1.00	ug/L	1					
Xylenes (total)	U	ND	0.830	3.00	ug/L	1					
cis-1,3-Dichloropropylene	U	ND	0.300	1.00	ug/L	1					
trans-1,3-Dichloropropylene	U	ND	0.290	1.00	ug/L	1					

The following Prep Methods were performed

Method	Description	Analyst	Date	Time	Prep Batch
SW846 8260B	8260B Volatiles In Liquid Federal	RMB	07/29/02	1246	189515



GENERAL ENGINEERING LABORATORIES, LLC

a Member of THE GEL GROUP, INC.

Meeting Today's Needs with a Vision for Tomorrow

Certificate of Analysis

Company : SAIC
Address : 151 Lafayette Drive
Oak Ridge, Tennessee 37831

Contact: Leslie Barbour
Project: HAAF Long Term Monitoring

Report Date: January 21, 2003

Page 2 of 2

Client Sample ID: TBH013
Sample ID: 63880004

Project: SAIC00101
Client ID: SAIC031

Parameter	Qualifier	Result	DL	RL	Units	DF	Analyst	Date	Time	Batch	Method
-----------	-----------	--------	----	----	-------	----	---------	------	------	-------	--------

The following Analytical Methods were performed

Method	Description	Analyst	Comments
--------	-------------	---------	----------

1	SW846 8260B		
---	-------------	--	--

Surrogate recovery	Test	Recovery %	Acceptable Limits
Bromofluorobenzene	8260B Volatiles In Liquid Federal	129%	(67%-136%)
Dibromofluoromethane	8260B Volatiles In Liquid Federal	105%	(62%-148%)
Toluene-d8	8260B Volatiles In Liquid Federal	100%	(58%-139%)

Notes:

The Qualifiers in this report are defined as follows :


- < Actual result is less than amount reported
- > Actual result is greater than amount reported
- B Analyte found in the sample as well as the associated blank.
- BD Flag for results below the MDC or a flag for low tracer recovery.
- E Concentration exceeds instrument calibration range
- H Holding time exceeded
- J Indicates an estimated value. The result was greater than the detection limit, but less than the reporting limit.
- P The response between the confirmation column and the primary column is >40%D
- U Indicates the compound was analyzed for but not detected above the detection limit
- UI Uncertain identification for gamma spectroscopy.
- X Lab-specific qualifier - must be fully described in case narrative and data summary package
- Y QC Samples were not spiked with this compound.

The above sample is reported on an "as received" basis.

Where the analytical method has been performed under NELAP certification, the analysis has met all of the requirements of the NELAC standard unless qualified on the Certificate of Analysis.

This data report has been prepared and reviewed in accordance with General Engineering Laboratories, LLC standard operating procedures. Please direct any questions to your Project Manager, Valerie Davis.

Reviewed by



GENERAL ENGINEERING LABORATORIES, LLC

a Member of THE GEL GROUP, INC.

Meeting Today's Needs with a Vision for Tomorrow

Certificate of Analysis

Company : SAIC
Address : 151 Lafayette Drive
Oak Ridge, Tennessee 37831

Contact: Leslie Barbour
Project: HAAF Long Term Monitoring

Report Date: January 21, 2003

Page 1 of 2


Client Sample ID: TBH014
Sample ID: 63879003
Matrix: Water
Collect Date: 17-JUL-02 07:40
Receive Date: 19-JUL-02
Collector: Client

Project: SAIC00101
Client ID: SAIC031

Parameter	Qualifier	Result	DL	RL	Units	DF	Analyst	Date	Time	Batch	Method
Volatile Organics Federal											
<i>8260B Volatiles In Liquid Federal</i>											
1,1,1-Trichloroethane	U	ND	0.340	1.00	ug/L	1	CDS1	07/25/02	2244	188990	1
1,1,2,2-Tetrachloroethane	U	ND	0.490	1.00	ug/L	1					
1,1,2-Trichloroethane	U	ND	0.440	1.00	ug/L	1					
1,1-Dichloroethane	U	ND	0.410	1.00	ug/L	1					
1,1-Dichloroethylene	U	ND	0.410	1.00	ug/L	1					
1,2-Dichloroethane	U	ND	0.290	1.00	ug/L	1					
1,2-Dichloroethylene (total)	U	ND	0.630	2.00	ug/L	1					
1,2-Dichloropropane	U	ND	0.250	1.00	ug/L	1					
2-Butanone	J	3.14	2.31	5.00	ug/L	1					
2-Hexanone	U	ND	1.45	5.00	ug/L	1					
4-Methyl-2-pentanone	U	ND	1.78	5.00	ug/L	1					
Acetone		15.3	2.29	5.00	ug/L	1					
Benzene	U	ND	0.330	1.00	ug/L	1					
Bromodichloromethane	U	ND	0.380	1.00	ug/L	1					
Bromoform	U	ND	0.500	1.00	ug/L	1					
Bromomethane	U	ND	0.500	1.00	ug/L	1					
Carbon disulfide	U	ND	1.91	5.00	ug/L	1					
Carbon tetrachloride	U	ND	0.290	1.00	ug/L	1					
Chlorobenzene	U	ND	0.320	1.00	ug/L	1					
Chloroethane	U	ND	0.500	1.00	ug/L	1					
Chloroform	U	ND	0.360	1.00	ug/L	1					
Chloromethane		1.17	0.500	1.00	ug/L	1					
Dibromochloromethane	U	ND	0.290	1.00	ug/L	1					
Ethylbenzene	U	ND	0.210	1.00	ug/L	1					
Methylene chloride	U	ND	1.90	5.00	ug/L	1					
Styrene	U	ND	0.250	1.00	ug/L	1					
Tetrachloroethylene	U	ND	0.330	1.00	ug/L	1					
Toluene	U	ND	0.390	1.00	ug/L	1					
Trichloroethylene	U	ND	0.360	1.00	ug/L	1					
Vinyl chloride	U	ND	0.550	1.00	ug/L	1					
Xylenes (total)	U	ND	0.830	3.00	ug/L	1					
cis-1,3-Dichloropropylene	U	ND	0.300	1.00	ug/L	1					
trans-1,3-Dichloropropylene	U	ND	0.290	1.00	ug/L	1					

The following Prep Methods were performed

Method	Description	Analyst	Date	Time	Prep Batch
SW846 8260B	8260B Volatiles In Liquid Federal	CDS1	07/25/02	2244	188990



GENERAL ENGINEERING LABORATORIES, LLC

a Member of THE GEL GROUP, INC.

Meeting Today's Needs with a Vision for Tomorrow

Certificate of Analysis

Company : SAIC
Address : 151 Lafayette Drive
Oak Ridge, Tennessee 37831

Contact: Leslie Barbour
Project: HAAF Long Term Monitoring

Report Date: January 21, 2003

Page 2 of 2

Client Sample ID: TBH014
Sample ID: 63879003

Project: SAIC00101
Client ID: SAIC031

Parameter	Qualifier	Result	DL	RL	Units	DF	Analyst	Date	Time	Batch	Method
-----------	-----------	--------	----	----	-------	----	---------	------	------	-------	--------

The following Analytical Methods were performed

Method	Description	Analyst	Comments
--------	-------------	---------	----------

1	SW846 8260B		
---	-------------	--	--

Surrogate recovery	Test	Recovery %	Acceptable Limits
Bromofluorobenzene	8260B Volatiles In Liquid Federal	111%	(67%-136%)
Dibromofluoromethane	8260B Volatiles In Liquid Federal	107%	(62%-148%)
Toluene-d8	8260B Volatiles In Liquid Federal	111%	(58%-139%)

Notes:

The Qualifiers in this report are defined as follows :

- < Actual result is less than amount reported
- > Actual result is greater than amount reported
- B Analyte found in the sample as well as the associated blank.
- BD Flag for results below the MDC or a flag for low tracer recovery.
- E Concentration exceeds instrument calibration range
- H Holding time exceeded
- J Indicates an estimated value. The result was greater than the detection limit, but less than the reporting limit.
- P The response between the confirmation column and the primary column is >40%D
- U Indicates the compound was analyzed for but not detected above the detection limit
- UI Uncertain identification for gamma spectroscopy.
- X Lab-specific qualifier - must be fully described in case narrative and data summary package
- Y QC Samples were not spiked with this compound.

The above sample is reported on an "as received" basis.

Where the analytical method has been performed under NELAP certification, the analysis has met all of the requirements of the NELAC standard unless qualified on the Certificate of Analysis.

This data report has been prepared and reviewed in accordance with General Engineering Laboratories, LLC standard operating procedures. Please direct any questions to your Project Manager, Valerie Davis.

Valerie Davis
Reviewed by



An Employee-Owned Company
Science Applications International Corporation

161 Lafayette Drive, Oak Ridge, Tennessee 37831(865) 481-4600

Page 1 of 4

CHAIN OF CUSTODY RECORD

COC NO.: HLTM15

PROJECT NAME: Hunter LTM				REQUESTED PARAMETERS															LABORATORY NAME: General Engineering Laboratory					
PROJECT NUMBER: 01-1624-04-2301-200																			LABORATORY ADDRESS: 2040 Savage Road Charleston, SC 29417					
PROJECT MANAGER: Patty Stoll 63879%																			PHONE NO: (843) 556-8171					
Sampler (Signature) <i>Patty Stoll</i> (Printed Name) PATRICIA A. Stoll																			OVA SCREENING		OBSERVATIONS, COMMENTS, SPECIAL INSTRUCTIONS			
Sample ID	Date Collected	Time Collected	Matrix	BTEX	PAH	TCLP BTEX	TCLP Lead	VDA																No. of Bottles/ Vials:
AF6762	7/17/02	1803	Water					2																2
AF6752	7/17/02	1735	Water					2																2
TBH014	7/16/02	0740	Water					2																2
AF6742	7/17/02	1716	Water					2																2
AF6772	7/17/02	1828	Water					2																2
AF6732	7/17/02	1701	Water					2																2
AF6722	7/17/02	1647	Water					2																2
AF6592	7/17/02	1539	Water					2																2
AF6582	7/17/02	1503	Water					2																2
AF6572	7/17/02	1433	Water					2																2
AF6512	7/17/02	1110	Water					2																2
AF6552	7/17/02	1221	Water					2																2
AF6502	7/17/02	1246	Water					2																2
RELINQUISHED BY: <i>Patty Stoll</i>		Date/Time: 7/18/02	RECEIVED BY: <i>Julie Robertson</i>		Date/Time: 7/19/02	TOTAL NUMBER OF CONTAINERS: 96		Cooler Temperature: 4°C																
COMPANY NAME: SAIC		1300	COMPANY NAME: SEL		0900	Cooler ID: III		FEDEX NUMBER: 820609380908																
RECEIVED BY: 820609380908		Date/Time: 7/18/02	RELINQUISHED BY:		Date/Time:																			
COMPANY NAME: FedEx		1300	COMPANY NAME:																					
RELINQUISHED BY:		Date/Time:	RECEIVED BY:		Date/Time:																			
COMPANY NAME:			COMPANY NAME:																					

CHAIN OF CUSTODY RECORD

COC NO.: **HITEM15**

PROJECT NAME: Hunter LTM				REQUESTED PARAMETERS																LABORATORY NAME: General Engineering Laboratory			
PROJECT NUMBER: 01-1624-04-2301-200																				LABORATORY ADDRESS: 2040 Savage Road Charleston, SC 29417			
PROJECT MANAGER: Patty Stoll																				PHONE NO: (843) 666-8171			
Sampler (Signature) <i>Patty Stoll</i>		(Printed Name) PATRICIA A. STOLL																					
Sample ID	Date Collected	Time Collected	Matrix	BTEX	PAH	TCLP BTEX	TCLP Lead	VOC											No. of Bottles/Vials	OVA SCREENING	OBSERVATIONS, COMMENTS, SPECIAL INSTRUCTIONS		
4 AF6532	7/17/02	1148	Water					2											2				
5 AF6682	7/17/02	1003	Water					2											2				
6 AF6554	7/17/02	1221	Water					2											2				
7 AF6542	7/17/02	1205	Water					2											2				
8 AF6672	7/17/02	0932	Water					2											2				
9 AF6692	7/17/02	1030	Water					2											2				
10 AF6774	7/17/02	0932	Water					2											2		AF6574		
11 AF6522	7/17/02	1137	Water					2											2				
12 AF6662	7/17/02	0909	Water					2											2				
13 AF6652	7/17/02	0855	Water					2											2				
14 TBH013	7/16/02	0730	Water					2											2				
15 AF6442	7/16/02	1510	Water					2											2		AF6442		
16 AF6384	7/16/02	1035	Water					2											2				
RELINQUISHED BY: <i>Patty Stoll</i>		Date/Time 7/18/02		RECEIVED BY: <i>Julie Robinson</i>		Date/Time 7/19/02		TOTAL NUMBER OF CONTAINERS: 96										Cooler Temperature: 4°C					
COMPANY NAME: SAIC		1300		COMPANY NAME: SEL		0900		Cooler ID: 111										FEDEX NUMBER: 820609					
RECEIVED BY: 820609380908		Date/Time 7/18/02		RELINQUISHED BY:		Date/Time																	
COMPANY NAME: FEDEX		1300		COMPANY NAME:																			
RELINQUISHED BY:		Date/Time		RECEIVED BY:		Date/Time																	
COMPANY NAME:				COMPANY NAME:																			



CHAIN OF CUSTODY RECORD

PROJECT NAME: HAAF Long Term Monitoring				REQUESTED PARAMETERS																		LABORATORY NAME: General Engineering Laboratory			
PROJECT NUMBER: 01-1624-04-2725-200- 2301-200																						LABORATORY ADDRESS: 2040 Savage Road Charleston, SC 29417			
PROJECT MANAGER: Patty Stoll																						PHONE NO: (843) 556-8171			
Sample (Signature) <i>Patty Stoll</i>		(Printed Name) PATRICIA A. STOLL																				OVA SCREENING		OBSERVATIONS, COMMENTS, SPECIAL INSTRUCTIONS	
Sample ID	Date Collected	Time Collected	Matrix																			BTEX	PAH	VOC	
AF6342	7/16/02	0931	water			2												2							
AF6492	7/16/02	1745	water			2												2							
AF6422	7/16/02	1440	water			2												2							
AF6362	7/16/02	1035	water			2												2							
AF6372	7/16/02	1108	water			2												2							
AF6332	7/16/02	0913	water			2												2							
AF6472	7/16/02	1616	water			2												2							
AF6432	7/16/02	1453	water			2												2							
AF6482	7/16/02	1048	water			2												2							
AF6462	7/16/02	1552	water			2												2							
AF6352	7/16/02	1010	water			2												2							
AF6322	7/16/02	0857	water			2												2							
AF6452	7/16/02	1532	water			2												2							


RELINQUISHED BY: <i>Patty Stoll</i>	Date/Time 7/18/02	RECEIVED BY: <i>Julie Robertson</i>	Date/Time 7/19/02	TOTAL NUMBER OF CONTAINERS: 96	Cooler Temperature: 4°C
COMPANY NAME: SAIC	1300	COMPANY NAME: GEL	0900	Cooler ID: 111	FEDEX NUMBER: 820609380908
RECEIVED BY: 820609380908	Date/Time 7/18/02	RELINQUISHED BY:	Date/Time		
COMPANY NAME: FedEx	1300	COMPANY NAME:	Date/Time		
RELINQUISHED BY:	Date/Time	RECEIVED BY:	Date/Time		
COMPANY NAME:		COMPANY NAME:			

page 4 of 4

CHAIN OF CUSTODY RECORD

COC NO.: **HCTM15**

PROJECT NAME: HAAF Long Term Monitoring				REQUESTED PARAMETERS																LABORATORY NAME: General Engineering Laboratory			
PROJECT NUMBER: 01-1624-04-2725-200 2301-200																				LABORATORY ADDRESS: 2040 Savage Road Charleston, SC 29417			
PROJECT MANAGER: Patty Stoll																				PHONE NO: (843) 556-8171			
Sampler (Signature) <i>Patty Stoll</i> (Printed Name) PATRICIA A. STOLL																							
Sample ID	Date Collected	Time Collected	Matrix	BTEX	PAH	VOC															No. of Bottles/Vials	OVA SCREENING	OBSERVATIONS, COMMENTS, SPECIAL INSTRUCTIONS
AF6612	7/16/02	1830	water			2														2			
AF6382	7/16/02	1142	water			2														2			
AF6642	7/16/02	1926	water			2														2			
AF6312	7/16/02	0840	water			2														2			
AF6622	7/16/02	1846	water			2														2			
AF6392	7/16/02	1242	water			2														2			
AF6632	7/16/02	1910	water			2														2			
AF6782	7/18/02	0820	water			2														2			
AF6792	7/18/02	0900	water			2														2			
				<i>Patty Stoll</i>																			
RELINQUISHED BY: <i>Patty Stoll</i>				Date/Time: 7/18/02		RECEIVED BY: <i>Julie Robinson</i>				Date/Time: 7/19/02		TOTAL NUMBER OF CONTAINERS: 96				Cooler Temperature: 4°C							
COMPANY NAME: SAIC				1300		COMPANY NAME: GEL				0900		Cooler ID: 11				FEDEX NUMBER: 820609380908							
RECEIVED BY: <i>820609380908</i>				Date/Time: 7/18/02		RELINQUISHED BY:				Date/Time:													
COMPANY NAME: <i>ISO</i>				1300		COMPANY NAME:																	
RELINQUISHED BY:				Date/Time:		RECEIVED BY:				Date/Time:													
COMPANY NAME:						COMPANY NAME:																	



GENERAL ENGINEERING LABORATORIES, LLC

a Member of THE GEL GROUP, INC.

Meeting Today's Needs with a Vision for Tomorrow

Certificate of Analysis

Company : SAIC
Address : 151 Lafayette Drive
Oak Ridge, Tennessee 37831

Contact: Leslie Barbour
Project: HAAF-USTs 25&26

Report Date: January 8, 2003


Page 1 of 3

Client Sample ID: AF6812
Sample ID: 72462002
Matrix: Water
Collect Date: 18-DEC-02 17:05
Receive Date: 19-DEC-02
Collector: Client

Project: SAIC04002
Client ID: SAIC038

Parameter	Qualifier	Result	DL	RL	Units	DF	Analyst	Date	Time	Batch	Method
Volatile Organics Federal											
<i>8260B Volatiles In Liquid Federal</i>											
1,1,1-Trichloroethane	U	ND	0.340	1.00	ug/L	1	JEB	12/31/02	1447	225040	1
1,1,2,2-Tetrachloroethane	U	ND	0.490	1.00	ug/L	1					
1,1,2-Trichloroethane	U	ND	0.440	1.00	ug/L	1					
1,1-Dichloroethane	U	ND	0.410	1.00	ug/L	1					
1,1-Dichloroethylene		1.61	0.410	1.00	ug/L	1					
1,2-Dibromoethane	U	ND	0.250	1.00	ug/L	1					
1,2-Dichloroethane	U	ND	0.290	1.00	ug/L	1					
1,2-Dichloroethylene (total)		84.8	0.300	1.00	ug/L	1					
1,2-Dichloropropane	U	ND	0.250	1.00	ug/L	1					
2-Butanone	U	ND	2.31	5.00	ug/L	1					
2-Hexanone	U	ND	1.45	5.00	ug/L	1					
4-Methyl-2-pentanone	U	ND	1.78	5.00	ug/L	1					
Acetone	U	ND	2.29	5.00	ug/L	1					
Benzene	U	ND	0.330	1.00	ug/L	1					
Bromochloromethane	U	ND	0.500	1.00	ug/L	1					
Bromodichloromethane	U	ND	0.380	1.00	ug/L	1					
Bromoform	U	ND	0.500	1.00	ug/L	1					
Bromomethane	U	ND	0.500	1.00	ug/L	1					
Carbon disulfide	U	ND	1.91	5.00	ug/L	1					
Carbon tetrachloride	U	ND	0.290	1.00	ug/L	1					
Chlorobenzene	U	ND	0.320	1.00	ug/L	1					
Chloroethane	U	ND	0.500	1.00	ug/L	1					
Chloroform	U	ND	0.360	1.00	ug/L	1					
Chloromethane	U	ND	0.500	1.00	ug/L	1					
Dibromochloromethane	U	ND	0.290	1.00	ug/L	1					
Ethylbenzene	U	ND	0.210	1.00	ug/L	1					
Methylene chloride	U	ND	1.90	5.00	ug/L	1					
Styrene	U	ND	0.250	1.00	ug/L	1					
Tetrachloroethylene	U	ND	0.330	1.00	ug/L	1					
Toluene	U	ND	0.390	1.00	ug/L	1					
Trichloroethylene	E	484	0.360	1.00	ug/L	1					
Vinyl chloride	U	ND	0.550	1.00	ug/L	1					
Xylenes (total)	U	ND	0.250	1.00	ug/L	1					
cis-1,3-Dichloropropylene	U	ND	0.300	1.00	ug/L	1					
trans-1,3-Dichloropropylene	U	ND	0.290	1.00	ug/L	1					
1,1,1-Trichloroethane	HU	ND	3.40	10.0	ug/L	10	JEB	01/02/03	1825	225040	2
1,1,2,2-Tetrachloroethane	HU	ND	4.90	10.0	ug/L	10					
1,1,2-Trichloroethane	HU	ND	4.40	10.0	ug/L	10					

12



GENERAL ENGINEERING LABORATORIES, LLC

a Member of THE GEL GROUP, INC.

Meeting Today's Needs with a Vision for Tomorrow

Certificate of Analysis

Company : SAIC
Address : 151 Lafayette Drive
Oak Ridge, Tennessee 37831

Contact: Leslie Barbour
Project: HAAF-USTs 25&26

Report Date: January 8, 2003

Page 2 of 3

Client Sample ID: AF6812
Sample ID: 72462002

Project: SAIC04002
Client ID: SAIC038


Parameter	Qualifier	Result	DL	RL	Units	DF	Analyst	Date	Time	Batch	Method
Volatile Organics Federal											
<i>8260B Volatiles In Liquid Federal</i>											
1,1-Dichloroethane	HU	ND	4.10	10.0	ug/L	10					
1,1-Dichloroethylene	HU	ND	4.10	10.0	ug/L	10					
1,2-Dibromoethane	HU	ND	2.50	10.0	ug/L	10					
1,2-Dichloroethane	HU	ND	2.90	10.0	ug/L	10					
1,2-Dichloroethylene (total)	H	80.1	3.00	10.0	ug/L	10					
1,2-Dichloropropane	HU	ND	2.50	10.0	ug/L	10					
2-Butanone	HU	ND	23.1	50.0	ug/L	10					
2-Hexanone	HU	ND	14.5	50.0	ug/L	10					
4-Methyl-2-pentanone	HU	ND	17.8	50.0	ug/L	10					
Acetone	HU	ND	22.9	50.0	ug/L	10					
Benzene	HU	ND	3.30	10.0	ug/L	10					
Bromochloromethane	HU	ND	5.00	10.0	ug/L	10					
Bromodichloromethane	HU	ND	3.80	10.0	ug/L	10					
Bromoform	HU	ND	5.00	10.0	ug/L	10					
Bromomethane	HU	ND	5.00	10.0	ug/L	10					
Carbon disulfide	HU	ND	19.1	50.0	ug/L	10					
Carbon tetrachloride	HU	ND	2.90	10.0	ug/L	10					
Chlorobenzene	HU	ND	3.20	10.0	ug/L	10					
Chloroethane	HU	ND	5.00	10.0	ug/L	10					
Chloroform	HU	ND	3.60	10.0	ug/L	10					
Chloromethane	HU	ND	5.00	10.0	ug/L	10					
Dibromochloromethane	HU	ND	2.90	10.0	ug/L	10					
Ethylbenzene	HU	ND	2.10	10.0	ug/L	10					
Methylene chloride	HU	ND	19.0	50.0	ug/L	10					
Styrene	HU	ND	2.50	10.0	ug/L	10					
Tetrachloroethylene	HU	ND	3.30	10.0	ug/L	10					
Toluene	HU	ND	3.90	10.0	ug/L	10					
Trichloroethylene	H	380	3.60	10.0	ug/L	10					
Vinyl chloride	HU	ND	5.50	10.0	ug/L	10					
Xylenes (total)	HU	ND	2.50	10.0	ug/L	10					
cis-1,3-Dichloropropylene	HU	ND	3.00	10.0	ug/L	10					
trans-1,3-Dichloropropylene	HU	ND	2.90	10.0	ug/L	10					

The following Prep Methods were performed

Method	Description	Analyst	Date	Time	Prep Batch
SW846 8260B	8260B Volatiles In Liquid Federal	JEB	12/31/02	1447	225040
SW846 8260B	8260B Volatiles In Liquid Federal	JEB	01/02/03	1825	225040

The following Analytical Methods were performed

Method	Description	Analyst Comments
--------	-------------	------------------



GENERAL ENGINEERING LABORATORIES, LLC

a Member of THE GEL GROUP, INC.

Meeting Today's Needs with a Vision for Tomorrow

Certificate of Analysis

Company : SAIC
Address : 151 Lafayette Drive
Oak Ridge, Tennessee 37831

Contact: Leslie Barbour
Project: HAAF-USTs 25&26

Report Date: January 8, 2003

Page 3 of 3

Client Sample ID: AF6812
Sample ID: 72462002

Project: SAIC04002
Client ID: SAIC038

Parameter	Qualifier	Result	DL	RL	Units	DF	Analyst	Date	Time	Batch	Method
-----------	-----------	--------	----	----	-------	----	---------	------	------	-------	--------

The following Analytical Methods were performed

Method	Description	Analyst	Comments
1	SW846 8260B		
2	SW846 8260B		

Surrogate recovery	Test	Recovery %	Acceptable Limits
Bromofluorobenzene	8260B Volatiles In Liquid Federal	97%	(67%-136%)
Dibromofluoromethane	8260B Volatiles In Liquid Federal	107%	(62%-148%)
Toluene-d8	8260B Volatiles In Liquid Federal	102%	(58%-139%)
Bromofluorobenzene	8260B Volatiles In Liquid Federal	96%	(67%-136%)
Dibromofluoromethane	8260B Volatiles In Liquid Federal	105%	(62%-148%)
Toluene-d8	8260B Volatiles In Liquid Federal	100%	(58%-139%)

Notes:

The Qualifiers in this report are defined as follows :


- < Actual result is less than amount reported
- > Actual result is greater than amount reported
- B Analyte found in the sample as well as the associated blank.
- BD Flag for results below the MDC or a flag for low tracer recovery.
- E Concentration exceeds instrument calibration range
- H Holding time exceeded
- J Indicates an estimated value. The result was greater than the detection limit, but less than the reporting limit.
- P The response between the confirmation column and the primary column is >40%D
- U Indicates the compound was analyzed for but not detected above the detection limit
- UI Uncertain identification for gamma spectroscopy.
- X Lab-specific qualifier - must be fully described in case narrative and data summary package
- Y QC Samples were not spiked with this compound.

The above sample is reported on an "as received" basis.

Where the analytical method has been performed under NELAP certification, the analysis has met all of the requirements of the NELAC standard unless qualified on the Certificate of Analysis.

This data report has been prepared and reviewed in accordance with General Engineering Laboratories, LLC standard operating procedures. Please direct any questions to your Project Manager, Valerie Davis.

Reviewed by



GENERAL ENGINEERING LABORATORIES, LLC

a Member of THE GEL GROUP, INC.

Meeting Today's Needs with a Vision for Tomorrow

Certificate of Analysis

Company : SAIC
Address : 151 Lafayette Drive
Oak Ridge, Tennessee 37831

Contact: Leslie Barbour
Project: HAAF-USTs 25&26

Report Date: January 8, 2003

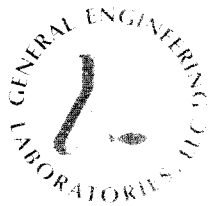
Page 1 of 3

Client Sample ID: AF6912
Sample ID: 72462005
Matrix: Water
Collect Date: 18-DEC-02 13:00
Receive Date: 19-DEC-02
Collector: Client

Project: SAIC04002
Client ID: SAIC038

Parameter	Qualifier	Result	DL	RL	Units	DF	Analyst	Date	Time	Batch	Method
Volatile Organics Federal											
<i>8260B Volatiles In Liquid Federal</i>											
1,1,1-Trichloroethane	U	ND	0.340	1.00	ug/L	1	JEB	12/31/02	1609	225040	1
1,1,2,2-Tetrachloroethane	U	ND	0.490	1.00	ug/L	1					
1,1,2-Trichloroethane	U	ND	0.440	1.00	ug/L	1					
1,1-Dichloroethane	U	ND	0.410	1.00	ug/L	1					
1,1-Dichloroethylene	U	ND	0.410	1.00	ug/L	1					
1,2-Dibromoethane	U	ND	0.250	1.00	ug/L	1					
1,2-Dichloroethane	U	ND	0.290	1.00	ug/L	1					
1,2-Dichloroethylene (total)		6.89	0.300	1.00	ug/L	1					
1,2-Dichloropropane	U	ND	0.250	1.00	ug/L	1					
2-Butanone	U	ND	2.31	5.00	ug/L	1					
2-Hexanone	U	ND	1.45	5.00	ug/L	1					
4-Methyl-2-pentanone	U	ND	1.78	5.00	ug/L	1					
Acetone	U	ND	2.29	5.00	ug/L	1					
Benzene	U	ND	0.330	1.00	ug/L	1					
Bromochloromethane	U	ND	0.500	1.00	ug/L	1					
Bromodichloromethane	U	ND	0.380	1.00	ug/L	1					
Bromoform	U	ND	0.500	1.00	ug/L	1					
Bromomethane	U	ND	0.500	1.00	ug/L	1					
Carbon disulfide	U	ND	1.91	5.00	ug/L	1					
Carbon tetrachloride	U	ND	0.290	1.00	ug/L	1					
Chlorobenzene	U	ND	0.320	1.00	ug/L	1					
Chloroethane	U	ND	0.500	1.00	ug/L	1					
Chloroform	U	ND	0.360	1.00	ug/L	1					
Chloromethane	U	ND	0.500	1.00	ug/L	1					
Dibromochloromethane	U	ND	0.290	1.00	ug/L	1					
Ethylbenzene	U	ND	0.210	1.00	ug/L	1					
Methylene chloride	U	ND	1.90	5.00	ug/L	1					
Styrene	U	ND	0.250	1.00	ug/L	1					
Tetrachloroethylene	U	ND	0.330	1.00	ug/L	1					
Toluene	U	ND	0.390	1.00	ug/L	1					
Trichloroethylene	E	162	0.360	1.00	ug/L	1					
Vinyl chloride	U	ND	0.550	1.00	ug/L	1					
Xylenes (total)	U	ND	0.250	1.00	ug/L	1					
cis-1,3-Dichloropropylene	U	ND	0.300	1.00	ug/L	1					
trans-1,3-Dichloropropylene	U	ND	0.290	1.00	ug/L	1					
1,1,1-Trichloroethane	HU	ND	0.680	2.00	ug/L	2	JEB	01/02/03	1947	225040	2
1,1,2,2-Tetrachloroethane	HU	ND	0.980	2.00	ug/L	2					
1,1,2-Trichloroethane	HU	ND	0.880	2.00	ug/L	2					

21



GENERAL ENGINEERING LABORATORIES, LLC

a Member of THE GEL GROUP, INC.

Meeting Today's Needs with a Vision for Tomorrow

Certificate of Analysis

Company : SAIC
Address : 151 Lafayette Drive
Oak Ridge, Tennessee 37831

Contact: Leslie Barbour
Project: HAAF-USTs 25&26

Report Date: January 8, 2003

Page 2 of 3

Client Sample ID: AF6912
Sample ID: 72462005

Project: SAIC04002
Client ID: SAIC038


Parameter	Qualifier	Result	DL	RL	Units	DF	Analyst	Date	Time	Batch	Method
Volatile Organics Federal											
<i>8260B Volatiles In Liquid Federal</i>											
1,1-Dichloroethane	HU	ND	0.820	2.00	ug/L	2					
1,1-Dichloroethylene	HU	ND	0.820	2.00	ug/L	2					
1,2-Dibromoethane	HU	ND	0.500	2.00	ug/L	2					
1,2-Dichloroethane	HU	ND	0.580	2.00	ug/L	2					
1,2-Dichloroethylene (total)	H	6.20	0.600	2.00	ug/L	2					
1,2-Dichloropropane	HU	ND	0.500	2.00	ug/L	2					
2-Butanone	HU	ND	4.62	10.0	ug/L	2					
2-Hexanone	HU	ND	2.90	10.0	ug/L	2					
4-Methyl-2-pentanone	HU	ND	3.56	10.0	ug/L	2					
Acetone	HU	ND	4.58	10.0	ug/L	2					
Benzene	HU	ND	0.660	2.00	ug/L	2					
Bromochloromethane	HU	ND	1.00	2.00	ug/L	2					
Bromodichloromethane	HU	ND	0.760	2.00	ug/L	2					
Bromoform	HU	ND	1.00	2.00	ug/L	2					
Bromomethane	HU	ND	1.00	2.00	ug/L	2					
Carbon disulfide	HU	ND	3.82	10.0	ug/L	2					
Carbon tetrachloride	HU	ND	0.580	2.00	ug/L	2					
Chlorobenzene	HU	ND	0.640	2.00	ug/L	2					
Chloroethane	HU	ND	1.00	2.00	ug/L	2					
Chloroform	HU	ND	0.720	2.00	ug/L	2					
Chloromethane	HU	ND	1.00	2.00	ug/L	2					
Dibromochloromethane	HU	ND	0.580	2.00	ug/L	2					
Ethylbenzene	HU	ND	0.420	2.00	ug/L	2					
Methylene chloride	HU	ND	3.80	10.0	ug/L	2					
Styrene	HU	ND	0.500	2.00	ug/L	2					
Tetrachloroethylene	HU	ND	0.660	2.00	ug/L	2					
Toluene	HU	ND	0.780	2.00	ug/L	2					
Trichloroethylene	H	138	0.720	2.00	ug/L	2					
Vinyl chloride	HU	ND	1.10	2.00	ug/L	2					
Xylenes (total)	HU	ND	0.500	2.00	ug/L	2					
cis-1,3-Dichloropropylene	HU	ND	0.600	2.00	ug/L	2					
trans-1,3-Dichloropropylene	HU	ND	0.580	2.00	ug/L	2					

The following Prep Methods were performed

Method	Description	Analyst	Date	Time	Prep Batch
SW846 8260B	8260B Volatiles In Liquid Federal	JEB	12/31/02	1609	225040
SW846 8260B	8260B Volatiles In Liquid Federal	JEB	01/02/03	1947	225040

The following Analytical Methods were performed

Method	Description	Analyst Comments
--------	-------------	------------------



GENERAL ENGINEERING LABORATORIES, LLC

a Member of THE GEL GROUP, INC.

Meeting Today's Needs with a Vision for Tomorrow

Certificate of Analysis

Company : SAIC
Address : 151 Lafayette Drive
Oak Ridge, Tennessee 37831

Contact: Leslie Barbour
Project: HAAF-USTs 25&26

Report Date: January 8, 2003

Page 3 of 3

Client Sample ID: AF6912
Sample ID: 72462005

Project: SAIC04002
Client ID: SAIC038

Parameter	Qualifier	Result	DL	RL	Units	DF	Analyst	Date	Time	Batch	Method
-----------	-----------	--------	----	----	-------	----	---------	------	------	-------	--------

The following Analytical Methods were performed

Method	Description	Analyst	Comments
1	SW846 8260B		
2	SW846 8260B		

Surrogate recovery	Test	Recovery %	Acceptable Limits
Bromofluorobenzene	8260B Volatiles In Liquid Federal	98%	(67%-136%)
Dibromofluoromethane	8260B Volatiles In Liquid Federal	108%	(62%-148%)
Toluene-d8	8260B Volatiles In Liquid Federal	101%	(58%-139%)
Bromofluorobenzene	8260B Volatiles In Liquid Federal	96%	(67%-136%)
Dibromofluoromethane	8260B Volatiles In Liquid Federal	110%	(62%-148%)
Toluene-d8	8260B Volatiles In Liquid Federal	102%	(58%-139%)

Notes:

The Qualifiers in this report are defined as follows :


- < Actual result is less than amount reported
- > Actual result is greater than amount reported
- B Analyte found in the sample as well as the associated blank.
- BD Flag for results below the MDC or a flag for low tracer recovery.
- E Concentration exceeds instrument calibration range
- H Holding time exceeded
- J Indicates an estimated value. The result was greater than the detection limit, but less than the reporting limit.
- P The response between the confirmation column and the primary column is >40% D
- U Indicates the compound was analyzed for but not detected above the detection limit
- UI Uncertain identification for gamma spectroscopy.
- X Lab-specific qualifier - must be fully described in case narrative and data summary package
- Y QC Samples were not spiked with this compound.

The above sample is reported on an "as received" basis.

Where the analytical method has been performed under NELAP certification, the analysis has met all of the requirements of the NELAC standard unless qualified on the Certificate of Analysis.

This data report has been prepared and reviewed in accordance with General Engineering Laboratories, LLC standard operating procedures. Please direct any questions to your Project Manager, Valerie Davis.

Reviewed by



GENERAL ENGINEERING LABORATORIES, LLC

a Member of THE GEL GROUP, INC.

Meeting Today's Needs with a Vision for Tomorrow

Certificate of Analysis

Company : SAIC
Address : 151 Lafayette Drive
Oak Ridge, Tennessee 37831

Contact: Leslie Barbour
Project: HAAF-USTs 25&26


Report Date: January 8, 2003

Page 1 of 3

Client Sample ID: AF6914
Sample ID: 72462004
Matrix: Water
Collect Date: 18-DEC-02 13:00
Receive Date: 19-DEC-02
Collector: Client

Project: SAIC04002
Client ID: SAIC038

Parameter	Qualifier	Result	DL	RL	Units	DF	Analyst	Date	Time	Batch	Method
Volatile Organics Federal											
<i>8260B Volatiles In Liquid Federal</i>											
1,1,1-Trichloroethane	U	ND	0.340	1.00	ug/L	1	JEB	12/31/02	1542	225040	1
1,1,2,2-Tetrachloroethane	U	ND	0.490	1.00	ug/L	1					
1,1,2-Trichloroethane	U	ND	0.440	1.00	ug/L	1					
1,1-Dichloroethane	U	ND	0.410	1.00	ug/L	1					
1,1-Dichloroethylene	U	ND	0.410	1.00	ug/L	1					
1,2-Dibromoethane	U	ND	0.250	1.00	ug/L	1					
1,2-Dichloroethane	U	ND	0.290	1.00	ug/L	1					
1,2-Dichloroethylene (total)		6.49	0.300	1.00	ug/L	1					
1,2-Dichloropropane	U	ND	0.250	1.00	ug/L	1					
2-Butanone	U	ND	2.31	5.00	ug/L	1					
2-Hexanone	U	ND	1.45	5.00	ug/L	1					
4-Methyl-2-pentanone	U	ND	1.78	5.00	ug/L	1					
Acetone	U	ND	2.29	5.00	ug/L	1					
Benzene	U	ND	0.330	1.00	ug/L	1					
Bromochloromethane	U	ND	0.500	1.00	ug/L	1					
Bromodichloromethane	U	ND	0.380	1.00	ug/L	1					
Bromoform	U	ND	0.500	1.00	ug/L	1					
Bromomethane	U	ND	0.500	1.00	ug/L	1					
Carbon disulfide	U	ND	1.91	5.00	ug/L	1					
Carbon tetrachloride	U	ND	0.290	1.00	ug/L	1					
Chlorobenzene	U	ND	0.320	1.00	ug/L	1					
Chloroethane	U	ND	0.500	1.00	ug/L	1					
Chloroform	U	ND	0.360	1.00	ug/L	1					
Chloromethane	U	ND	0.500	1.00	ug/L	1					
Dibromochloromethane	U	ND	0.290	1.00	ug/L	1					
Ethylbenzene	U	ND	0.210	1.00	ug/L	1					
Methylene chloride	U	ND	1.90	5.00	ug/L	1					
Styrene	U	ND	0.250	1.00	ug/L	1					
Tetrachloroethylene	U	ND	0.330	1.00	ug/L	1					
Toluene	U	ND	0.390	1.00	ug/L	1					
Trichloroethylene	E	158	0.360	1.00	ug/L	1					
Vinyl chloride	U	ND	0.550	1.00	ug/L	1					
Xylenes (total)	U	ND	0.250	1.00	ug/L	1					
cis-1,3-Dichloropropylene	U	ND	0.300	1.00	ug/L	1					
trans-1,3-Dichloropropylene	U	ND	0.290	1.00	ug/L	1					
1,1,1-Trichloroethane	HU	ND	0.680	2.00	ug/L	2	JEB	01/02/03	1920	225040	2
1,1,2,2-Tetrachloroethane	HU	ND	0.980	2.00	ug/L	2					
1,1,2-Trichloroethane	HU	ND	0.880	2.00	ug/L	2					



GENERAL ENGINEERING LABORATORIES, LLC

a Member of THE GEL GROUP, INC.

Meeting Today's Needs with a Vision for Tomorrow

Certificate of Analysis

Company : SAIC
Address : 151 Lafayette Drive
Oak Ridge, Tennessee 37831

Contact: Leslie Barbour
Project: HAAF-USTs 25&26

Report Date: January 8, 2003

Page 2 of 3

Client Sample ID: AF6914
Sample ID: 72462004

Project: SAIC04002
Client ID: SAIC038


Parameter	Qualifier	Result	DL	RL	Units	DF	Analyst	Date	Time	Batch	Method
Volatile Organics Federal											
<i>8260B Volatiles In Liquid Federal</i>											
1,1-Dichloroethane	HU	ND	0.820	2.00	ug/L	2					
1,1-Dichloroethylene	HU	ND	0.820	2.00	ug/L	2					
1,2-Dibromoethane	HU	ND	0.500	2.00	ug/L	2					
1,2-Dichloroethane	HU	ND	0.580	2.00	ug/L	2					
1,2-Dichloroethylene (total)	H	5.91	0.600	2.00	ug/L	2					
1,2-Dichloropropane	HU	ND	0.500	2.00	ug/L	2					
2-Butanone	HU	ND	4.62	10.0	ug/L	2					
2-Hexanone	HU	ND	2.90	10.0	ug/L	2					
4-Methyl-2-pentanone	HU	ND	3.56	10.0	ug/L	2					
Acetone	HU	ND	4.58	10.0	ug/L	2					
Benzene	HU	ND	0.660	2.00	ug/L	2					
Bromochloromethane	HU	ND	1.00	2.00	ug/L	2					
Bromodichloromethane	HU	ND	0.760	2.00	ug/L	2					
Bromoform	HU	ND	1.00	2.00	ug/L	2					
Bromomethane	HU	ND	1.00	2.00	ug/L	2					
Carbon disulfide	HU	ND	3.82	10.0	ug/L	2					
Carbon tetrachloride	HU	ND	0.580	2.00	ug/L	2					
Chlorobenzene	HU	ND	0.640	2.00	ug/L	2					
Chloroethane	HU	ND	1.00	2.00	ug/L	2					
Chloroform	HU	ND	0.720	2.00	ug/L	2					
Chloromethane	HU	ND	1.00	2.00	ug/L	2					
Dibromochloromethane	HU	ND	0.580	2.00	ug/L	2					
Ethylbenzene	HU	ND	0.420	2.00	ug/L	2					
Methylene chloride	HU	ND	3.80	10.0	ug/L	2					
Styrene	HU	ND	0.500	2.00	ug/L	2					
Tetrachloroethylene	HU	ND	0.660	2.00	ug/L	2					
Toluene	HU	ND	0.780	2.00	ug/L	2					
Trichloroethylene	H	141	0.720	2.00	ug/L	2					
Vinyl chloride	HU	ND	1.10	2.00	ug/L	2					
Xylenes (total)	HU	ND	0.500	2.00	ug/L	2					
cis-1,3-Dichloropropylene	HU	ND	0.600	2.00	ug/L	2					
trans-1,3-Dichloropropylene	HU	ND	0.580	2.00	ug/L	2					

The following Prep Methods were performed

Method	Description	Analyst	Date	Time	Prep Batch
SW846 8260B	8260B Volatiles In Liquid Federal	JEB	12/31/02	1542	225040
SW846 8260B	8260B Volatiles In Liquid Federal	JEB	01/02/03	1920	225040

The following Analytical Methods were performed

Method	Description	Analyst Comments
--------	-------------	------------------



GENERAL ENGINEERING LABORATORIES, LLC

a Member of THE GEL GROUP, INC.

Meeting Today's Needs with a Vision for Tomorrow

Certificate of Analysis

Company : SAIC
Address : 151 Lafayette Drive
Oak Ridge, Tennessee 37831

Contact: Leslie Barbour
Project: HAAF-USTs 25&26

Report Date: January 8, 2003

Page 3 of 3

Client Sample ID: AF6914
Sample ID: 72462004

Project: SAIC04002
Client ID: SAIC038

Parameter	Qualifier	Result	DL	RL	Units	DF	Analyst	Date	Time	Batch	Method
-----------	-----------	--------	----	----	-------	----	---------	------	------	-------	--------

The following Analytical Methods were performed

Method	Description	Analyst	Comments
1	SW846 8260B		
2	SW846 8260B		

Surrogate recovery	Test	Recovery %	Acceptable Limits
Bromofluorobenzene	8260B Volatiles In Liquid Federal	97%	(67%-136%)
Dibromofluoromethane	8260B Volatiles In Liquid Federal	107%	(62%-148%)
Toluene-d8	8260B Volatiles In Liquid Federal	102%	(58%-139%)
Bromofluorobenzene	8260B Volatiles In Liquid Federal	96%	(67%-136%)
Dibromofluoromethane	8260B Volatiles In Liquid Federal	108%	(62%-148%)
Toluene-d8	8260B Volatiles In Liquid Federal	101%	(58%-139%)

Notes:

The Qualifiers in this report are defined as follows :

- < Actual result is less than amount reported
- > Actual result is greater than amount reported
- B Analyte found in the sample as well as the associated blank.
- BD Flag for results below the MDC or a flag for low tracer recovery.
- E Concentration exceeds instrument calibration range
- H Holding time exceeded
- J Indicates an estimated value. The result was greater than the detection limit, but less than the reporting limit.
- P The response between the confirmation column and the primary column is >40% D
- U Indicates the compound was analyzed for but not detected above the detection limit
- UI Uncertain identification for gamma spectroscopy.
- X Lab-specific qualifier - must be fully described in case narrative and data summary package
- Y QC Samples were not spiked with this compound.


The above sample is reported on an "as received" basis.

Where the analytical method has been performed under NELAP certification, the analysis has met all of the requirements of the NELAC standard unless qualified on the Certificate of Analysis.

This data report has been prepared and reviewed in accordance with General Engineering Laboratories, LLC standard operating procedures. Please direct any questions to your Project Manager, Valerie Davis.

Valerie Davis
Reviewed by

W



GENERAL ENGINEERING LABORATORIES, LLC

a Member of THE GEL GROUP, INC.

Meeting Today's Needs with a Vision for Tomorrow

Certificate of Analysis

Company : SAIC
Address : 151 Lafayette Drive
Oak Ridge, Tennessee 37831

Contact: Leslie Barbour
Project: HAAF-USTs 25&26

Report Date: January 8, 2003

Page 1 of 2


Client Sample ID: AF7012
Sample ID: 72462006
Matrix: Water
Collect Date: 18-DEC-02 11:30
Receive Date: 19-DEC-02
Collector: Client

Project: SAIC04002
Client ID: SAIC038

Parameter	Qualifier	Result	DL	RL	Units	DF	Analyst	Date	Time	Batch	Method
Volatile Organics Federal											
<i>8260B Volatiles In Liquid Federal</i>											
1,1,1-Trichloroethane	HU	ND	0.340	1.00	ug/L	1	JEB	01/02/03	2015	225040	1
1,1,2,2-Tetrachloroethane	HU	ND	0.490	1.00	ug/L	1					
1,1,2-Trichloroethane	HU	ND	0.440	1.00	ug/L	1					
1,1-Dichloroethane	HU	ND	0.410	1.00	ug/L	1					
1,1-Dichloroethylene	HU	ND	0.410	1.00	ug/L	1					
1,2-Dibromoethane	HU	ND	0.250	1.00	ug/L	1					
1,2-Dichloroethane	HU	ND	0.290	1.00	ug/L	1					
1,2-Dichloroethylene (total)	HU	ND	0.300	1.00	ug/L	1					
1,2-Dichloropropane	HU	ND	0.250	1.00	ug/L	1					
2-Butanone	HU	ND	2.31	5.00	ug/L	1					
2-Hexanone	HU	ND	1.45	5.00	ug/L	1					
4-Methyl-2-pentanone	HU	ND	1.78	5.00	ug/L	1					
Acetone	HU	ND	2.29	5.00	ug/L	1					
Benzene	HU	ND	0.330	1.00	ug/L	1					
Bromochloromethane	HU	ND	0.500	1.00	ug/L	1					
Bromodichloromethane	HU	ND	0.380	1.00	ug/L	1					
Bromoform	HU	ND	0.500	1.00	ug/L	1					
Bromomethane	HU	ND	0.500	1.00	ug/L	1					
Carbon disulfide	HU	ND	1.91	5.00	ug/L	1					
Carbon tetrachloride	HU	ND	0.290	1.00	ug/L	1					
Chlorobenzene	HU	ND	0.320	1.00	ug/L	1					
Chloroethane	HU	ND	0.500	1.00	ug/L	1					
Chloroform	HU	ND	0.360	1.00	ug/L	1					
Chloromethane	HU	ND	0.500	1.00	ug/L	1					
Dibromochloromethane	HU	ND	0.290	1.00	ug/L	1					
Ethylbenzene	HU	ND	0.210	1.00	ug/L	1					
Methylene chloride	HU	ND	1.90	5.00	ug/L	1					
Styrene	HU	ND	0.250	1.00	ug/L	1					
Tetrachloroethylene	HU	ND	0.330	1.00	ug/L	1					
Toluene	HU	ND	0.390	1.00	ug/L	1					
Trichloroethylene	H	2.02	0.360	1.00	ug/L	1					
Vinyl chloride	HU	ND	0.550	1.00	ug/L	1					
Xylenes (total)	HU	ND	0.250	1.00	ug/L	1					
cis-1,3-Dichloropropylene	HU	ND	0.300	1.00	ug/L	1					
trans-1,3-Dichloropropylene	HU	ND	0.290	1.00	ug/L	1					

The following Prep Methods were performed

Method	Description	Analyst	Date	Time	Prep Batch
--------	-------------	---------	------	------	------------



GENERAL ENGINEERING LABORATORIES, LLC

a Member of THE GEL GROUP, INC.

Meeting Today's Needs with a Vision for Tomorrow

Certificate of Analysis

Company : SAIC
Address : 151 Lafayette Drive
Oak Ridge, Tennessee 37831

Report Date: January 8, 2003

Contact: Leslie Barbour
Project: HAAF-USFs 25&26

Page 2 of 2

Client Sample ID: AF7012
Sample ID: 72462006

Project: SAIC04002
Client ID: SAIC038

Parameter	Qualifier	Result	DL	RL	Units	DF	Analyst	Date	Time	Batch	Method
SW846 8260B	8260B	Volatiles In Liquid Federal		JEB	01/02/03	2015	225040				

The following Analytical Methods were performed

Method	Description	Analyst	Comments
I	SW846 8260B		

Surrogate recovery	Test	Recovery %	Acceptable Limits
Bromofluorobenzene	8260B Volatiles In Liquid Federal	95%	(67%-136%)
Dibromofluoromethane	8260B Volatiles In Liquid Federal	105%	(62%-148%)
Toluene-d8	8260B Volatiles In Liquid Federal	100%	(58%-139%)

Notes:

The Qualifiers in this report are defined as follows :


- < Actual result is less than amount reported
- > Actual result is greater than amount reported
- B Analyte found in the sample as well as the associated blank.
- BD Flag for results below the MDC or a flag for low tracer recovery.
- E Concentration exceeds instrument calibration range
- H Holding time exceeded
- J Indicates an estimated value. The result was greater than the detection limit, but less than the reporting limit.
- P The response between the confirmation column and the primary column is >40%D
- U Indicates the compound was analyzed for but not detected above the detection limit
- UI Uncertain identification for gamma spectroscopy.
- X Lab-specific qualifier - must be fully described in case narrative and data summary package
- Y QC Samples were not spiked with this compound.

The above sample is reported on an "as received" basis.

Where the analytical method has been performed under NELAP certification, the analysis has met all of the requirements of the NELAC standard unless qualified on the Certificate of Analysis.

This data report has been prepared and reviewed in accordance with General Engineering Laboratories, LLC standard operating procedures. Please direct any questions to your Project Manager, Valerie Davis.

Valerie Davis
Reviewed by



GENERAL ENGINEERING LABORATORIES, LLC

a Member of THE GEL GROUP, INC.

Meeting Today's Needs with a Vision for Tomorrow

Certificate of Analysis

Company : SAIC
Address : 151 Lafayette Drive
Oak Ridge, Tennessee 37831

Contact: Leslie Barbour
Project: HAAF-USTs 25&26

Report Date: January 8, 2003

Page 1 of 2


Client Sample ID: AF7112
Sample ID: 72462007
Matrix: Water
Collect Date: 18-DEC-02 10:15
Receive Date: 19-DEC-02
Collector: Client

Project: SAIC04002
Client ID: SAIC038

Parameter	Qualifier	Result	DL	RL	Units	DF	Analyst	Date	Time	Batch	Method
Volatile Organics Federal											
<i>8260B Volatiles In Liquid Federal</i>											
1,1,1-Trichloroethane	HU	ND	0.340	1.00	ug/L	1	JEB	01/02/03	2042	225040	1
1,1,2,2-Tetrachloroethane	HU	ND	0.490	1.00	ug/L	1					
1,1,2-Trichloroethane	HU	ND	0.440	1.00	ug/L	1					
1,1-Dichloroethane	HU	ND	0.410	1.00	ug/L	1					
1,1-Dichloroethylene	HJ	0.535	0.410	1.00	ug/L	1					
1,2-Dibromoethane	HU	ND	0.250	1.00	ug/L	1					
1,2-Dichloroethane	HU	ND	0.290	1.00	ug/L	1					
1,2-Dichloroethylene (total)	H	36.5	0.300	1.00	ug/L	1					
1,2-Dichloropropane	HU	ND	0.250	1.00	ug/L	1					
2-Butanone	HU	ND	2.31	5.00	ug/L	1					
2-Hexanone	HU	ND	1.45	5.00	ug/L	1					
4-Methyl-2-pentanone	HU	ND	1.78	5.00	ug/L	1					
Acetone	HU	ND	2.29	5.00	ug/L	1					
Benzene	HU	ND	0.330	1.00	ug/L	1					
Bromochloromethane	HU	ND	0.500	1.00	ug/L	1					
Bromodichloromethane	HU	ND	0.380	1.00	ug/L	1					
Bromoform	HU	ND	0.500	1.00	ug/L	1					
Bromomethane	HU	ND	0.500	1.00	ug/L	1					
Carbon disulfide	HU	ND	1.91	5.00	ug/L	1					
Carbon tetrachloride	HU	ND	0.290	1.00	ug/L	1					
Chlorobenzene	HU	ND	0.320	1.00	ug/L	1					
Chloroethane	HU	ND	0.500	1.00	ug/L	1					
Chloroform	HU	ND	0.360	1.00	ug/L	1					
Chloromethane	HU	ND	0.500	1.00	ug/L	1					
Dibromochloromethane	HU	ND	0.290	1.00	ug/L	1					
Ethylbenzene	HU	ND	0.210	1.00	ug/L	1					
Methylene chloride	HU	ND	1.90	5.00	ug/L	1					
Styrene	HU	ND	0.250	1.00	ug/L	1					
Tetrachloroethylene	HU	ND	0.330	1.00	ug/L	1					
Toluene	HU	ND	0.390	1.00	ug/L	1					
Trichloroethylene	H	41.4	0.360	1.00	ug/L	1					
Vinyl chloride	HU	ND	0.550	1.00	ug/L	1					
Xylenes (total)	HU	ND	0.250	1.00	ug/L	1					
cis-1,3-Dichloropropylene	HU	ND	0.300	1.00	ug/L	1					
trans-1,3-Dichloropropylene	HU	ND	0.290	1.00	ug/L	1					

The following Prep Methods were performed

Method	Description	Analyst	Date	Time	Prep Batch
--------	-------------	---------	------	------	------------



GENERAL ENGINEERING LABORATORIES, LLC

a Member of THE GEL GROUP, INC.

Meeting Today's Needs with a Vision for Tomorrow

Certificate of Analysis

Company : SAIC
Address : 151 Lafayette Drive
Oak Ridge, Tennessee 37831

Report Date: January 8, 2003

Contact: Leslie Barbour
Project: HAAF-USTs 25&26

Page 2 of 2

Client Sample ID: AF7112
Sample ID: 72462007

Project: SAIC04002
Client ID: SAIC038

Parameter	Qualifier	Result	DL	RL	Units	DF	Analyst	Date	Time	Batch	Method
SW846 8260B	8260B	Volatiles In Liquid Federal		JEB	01/02/03	2042		225040			

The following Analytical Methods were performed

Method	Description	Analyst Comments
I	SW846 8260B	

Surrogate recovery	Test	Recovery %	Acceptable Limits
Bromofluorobenzene	8260B Volatiles In Liquid Federal	97%	(67%-136%)
Dibromofluoromethane	8260B Volatiles In Liquid Federal	107%	(62%-148%)
Toluene-d8	8260B Volatiles In Liquid Federal	101%	(58%-139%)

Notes:

The Qualifiers in this report are defined as follows :

- < Actual result is less than amount reported
- > Actual result is greater than amount reported
- B Analyte found in the sample as well as the associated blank.
- BD Flag for results below the MDC or a flag for low tracer recovery.
- E Concentration exceeds instrument calibration range
- H Holding time exceeded
- J Indicates an estimated value. The result was greater than the detection limit, but less than the reporting limit.
- P The response between the confirmation column and the primary column is >40%D
- U Indicates the compound was analyzed for but not detected above the detection limit
- UI Uncertain identification for gamma spectroscopy.
- X Lab-specific qualifier - must be fully described in case narrative and data summary package
- Y QC Samples were not spiked with this compound.


The above sample is reported on an "as received" basis.

Where the analytical method has been performed under NELAP certification, the analysis has met all of the requirements of the NELAC standard unless qualified on the Certificate of Analysis.

This data report has been prepared and reviewed in accordance with General Engineering Laboratories, LLC standard operating procedures. Please direct any questions to your Project Manager, Valerie Davis.

Valerie Davis

Reviewed by



GENERAL ENGINEERING LABORATORIES, LLC

a Member of THE GEL GROUP, INC.

Meeting Today's Needs with a Vision for Tomorrow

Certificate of Analysis

Company : SAIC
Address : 151 Lafayette Drive
Oak Ridge, Tennessee 37831

Contact: Leslie Barbour
Project: HAAF-USTs 25&26

Report Date: January 8, 2003


Page 1 of 3

Client Sample ID: AF7212
Sample ID: 72462003
Matrix: Water
Collect Date: 18-DEC-02 15:20
Receive Date: 19-DEC-02
Collector: Client

Project: SAIC04002
Client ID: SAIC038

Parameter	Qualifier	Result	DL	RL	Units	DF	Analyst	Date	Time	Batch	Method
Volatile Organics Federal											
<i>8260B Volatiles In Liquid Federal</i>											
1,1,1-Trichloroethane	U	ND	0.340	1.00	ug/L	1	JEB	12/31/02	1514	225040	1
1,1,2,2-Tetrachloroethane	U	ND	0.490	1.00	ug/L	1					
1,1,2-Trichloroethane	U	ND	0.440	1.00	ug/L	1					
1,1-Dichloroethane		1.84	0.410	1.00	ug/L	1					
1,1-Dichloroethylene		4.91	0.410	1.00	ug/L	1					
1,2-Dibromoethane	U	ND	0.250	1.00	ug/L	1					
1,2-Dichloroethane		1.22	0.290	1.00	ug/L	1					
1,2-Dichloroethylene (total)		57.9	0.300	1.00	ug/L	1					
1,2-Dichloropropane	U	ND	0.250	1.00	ug/L	1					
2-Butanone	U	ND	2.31	5.00	ug/L	1					
2-Hexanone	U	ND	1.45	5.00	ug/L	1					
4-Methyl-2-pentanone	U	ND	1.78	5.00	ug/L	1					
Acetone	U	ND	2.29	5.00	ug/L	1					
Benzene	U	ND	0.330	1.00	ug/L	1					
Bromochloromethane	U	ND	0.500	1.00	ug/L	1					
Bromodichloromethane	U	ND	0.380	1.00	ug/L	1					
Bromoform	U	ND	0.500	1.00	ug/L	1					
Bromomethane	U	ND	0.500	1.00	ug/L	1					
Carbon disulfide	U	ND	1.91	5.00	ug/L	1					
Carbon tetrachloride	U	ND	0.290	1.00	ug/L	1					
Chlorobenzene	U	ND	0.320	1.00	ug/L	1					
Chloroethane	U	ND	0.500	1.00	ug/L	1					
Chloroform	U	ND	0.360	1.00	ug/L	1					
Chloromethane	U	ND	0.500	1.00	ug/L	1					
Dibromochloromethane	U	ND	0.290	1.00	ug/L	1					
Ethylbenzene	U	ND	0.210	1.00	ug/L	1					
Methylene chloride	U	ND	1.90	5.00	ug/L	1					
Styrene	U	ND	0.250	1.00	ug/L	1					
Tetrachloroethylene	U	ND	0.330	1.00	ug/L	1					
Toluene	U	ND	0.390	1.00	ug/L	1					
Trichloroethylene	E	1180	0.360	1.00	ug/L	1					
Vinyl chloride	U	ND	0.550	1.00	ug/L	1					
Xylenes (total)	U	ND	0.250	1.00	ug/L	1					
cis-1,3-Dichloropropylene	U	ND	0.300	1.00	ug/L	1					
trans-1,3-Dichloropropylene	U	ND	0.290	1.00	ug/L	1					
1,1,1-Trichloroethane	HU	ND	8.50	25.0	ug/L	25	JEB	01/02/03	1853	225040	2
1,1,2,2-Tetrachloroethane	HU	ND	12.3	25.0	ug/L	25					
1,1,2-Trichloroethane	HU	ND	11.0	25.0	ug/L	25					

15



GENERAL ENGINEERING LABORATORIES, LLC

a Member of THE GEL GROUP, INC.

Meeting Today's Needs with a Vision for Tomorrow

Certificate of Analysis

Company : SAIC
Address : 151 Lafayette Drive
Oak Ridge, Tennessee 37831

Contact: Leslie Barbour
Project: HAAF-USTs 25&26

Report Date: January 8, 2003

Page 2 of 3

Client Sample ID: AF7212
Sample ID: 72462003

Project: SAIC04002
Client ID: SAIC038


Parameter	Qualifier	Result	DL	RL	Units	DF	Analyst	Date	Time	Batch	Method
Volatile Organics Federal											
<i>8260B Volatiles In Liquid Federal</i>											
1,1-Dichloroethane	HU	ND	10.3	25.0	ug/L	25					
1,1-Dichloroethylene	HU	ND	10.3	25.0	ug/L	25					
1,2-Dibromoethane	HU	ND	6.25	25.0	ug/L	25					
1,2-Dichloroethane	HU	ND	7.25	25.0	ug/L	25					
1,2-Dichloroethylene (total)	H	57.0	7.50	25.0	ug/L	25					
1,2-Dichloropropane	HU	ND	6.25	25.0	ug/L	25					
2-Butanone	HU	ND	57.8	125	ug/L	25					
2-Hexanone	HU	ND	36.3	125	ug/L	25					
4-Methyl-2-pentanone	HU	ND	44.5	125	ug/L	25					
Acetone	HU	ND	57.3	125	ug/L	25					
Benzene	HU	ND	8.25	25.0	ug/L	25					
Bromochloromethane	HU	ND	12.5	25.0	ug/L	25					
Bromodichloromethane	HU	ND	9.50	25.0	ug/L	25					
Bromoform	HU	ND	12.5	25.0	ug/L	25					
Bromomethane	HU	ND	12.5	25.0	ug/L	25					
Carbon disulfide	HU	ND	47.8	125	ug/L	25					
Carbon tetrachloride	HU	ND	7.25	25.0	ug/L	25					
Chlorobenzene	HU	ND	8.00	25.0	ug/L	25					
Chloroethane	HU	ND	12.5	25.0	ug/L	25					
Chloroform	HU	ND	9.00	25.0	ug/L	25					
Chloromethane	HU	ND	12.5	25.0	ug/L	25					
Dibromochloromethane	HU	ND	7.25	25.0	ug/L	25					
Ethylbenzene	HU	ND	5.25	25.0	ug/L	25					
Methylene chloride	HU	ND	47.5	125	ug/L	25					
Styrene	HU	ND	6.25	25.0	ug/L	25					
Tetrachloroethylene	HU	ND	8.25	25.0	ug/L	25					
Toluene	HU	ND	9.75	25.0	ug/L	25					
Trichloroethylene	H	807	9.00	25.0	ug/L	25					
Vinyl chloride	HU	ND	13.8	25.0	ug/L	25					
Xylenes (total)	HU	ND	6.25	25.0	ug/L	25					
cis-1,3-Dichloropropylene	HU	ND	7.50	25.0	ug/L	25					
trans-1,3-Dichloropropylene	HU	ND	7.25	25.0	ug/L	25					

The following Prep Methods were performed

Method	Description	Analyst	Date	Time	Prep Batch
SW846 8260B	8260B Volatiles In Liquid Federal	JEB	12/31/02	1514	225040
SW846 8260B	8260B Volatiles In Liquid Federal	JEB	01/02/03	1853	225040

The following Analytical Methods were performed

Method	Description	Analyst Comments
--------	-------------	------------------



GENERAL ENGINEERING LABORATORIES, LLC

a Member of THE GEL GROUP, INC.

Meeting Today's Needs with a Vision for Tomorrow

Certificate of Analysis

Company : SAIC
Address : 151 Lafayette Drive
Oak Ridge, Tennessee 37831

Contact: Leslie Barbour
Project: HAAF-USTs 25&26

Report Date: January 8, 2003

Page 3 of 3

Client Sample ID: AF7212
Sample ID: 72462003

Project: SAIC04002
Client ID: SAIC038

Parameter	Qualifier	Result	DL	RL	Units	DF	Analyst	Date	Time	Batch	Method
-----------	-----------	--------	----	----	-------	----	---------	------	------	-------	--------

The following Analytical Methods were performed

Method	Description	Analyst	Comments
1	SW846 8260B		
2	SW846 8260B		

Surrogate recovery	Test	Recovery %	Acceptable Limits
Bromofluorobenzene	8260B Volatiles In Liquid Federal	95%	(67%-136%)
Dibromofluoromethane	8260B Volatiles In Liquid Federal	103%	(62%-148%)
Toluene-d8	8260B Volatiles In Liquid Federal	100%	(58%-139%)
Bromofluorobenzene	8260B Volatiles In Liquid Federal	95%	(67%-136%)
Dibromofluoromethane	8260B Volatiles In Liquid Federal	107%	(62%-148%)
Toluene-d8	8260B Volatiles In Liquid Federal	102%	(58%-139%)

Notes:

The Qualifiers in this report are defined as follows :


- < Actual result is less than amount reported
- > Actual result is greater than amount reported
- B Analyte found in the sample as well as the associated blank.
- BD Flag for results below the MDC or a flag for low tracer recovery.
- E Concentration exceeds instrument calibration range
- H Holding time exceeded
- J Indicates an estimated value. The result was greater than the detection limit, but less than the reporting limit.
- P The response between the confirmation column and the primary column is >40%D
- U Indicates the compound was analyzed for but not detected above the detection limit
- UI Uncertain identification for gamma spectroscopy.
- X Lab-specific qualifier - must be fully described in case narrative and data summary package
- Y QC Samples were not spiked with this compound.

The above sample is reported on an "as received" basis.

Where the analytical method has been performed under NELAP certification, the analysis has met all of the requirements of the NELAC standard unless qualified on the Certificate of Analysis.

This data report has been prepared and reviewed in accordance with General Engineering Laboratories, LLC standard operating procedures. Please direct any questions to your Project Manager, Valerie Davis.

Valerie Davis
Reviewed by



GENERAL ENGINEERING LABORATORIES, LLC

a Member of THE GEL GROUP, INC.

Meeting Today's Needs with a Vision for Tomorrow

Certificate of Analysis

Company : SAIC
Address : 151 Lafayette Drive
Oak Ridge, Tennessee 37831

Contact: Leslie Barbour
Project: HAAF-USTs 25&26

Report Date: January 8, 2003


Page 1 of 2

Client Sample ID: TBH016
Sample ID: 72462001
Matrix: Water
Collect Date: 18-DEC-02 07:50
Receive Date: 19-DEC-02
Collector: Client

Project: SAIC04002
Client ID: SAIC038

Parameter	Qualifier	Result	DL	RL	Units	DF	Analyst	Date	Time	Batch	Method
Volatile Organics Federal											
<i>8260B Volatiles In Liquid Federal</i>											
1,1,1-Trichloroethane	U	ND	0.340	1.00	ug/L	1	JEB	12/31/02	1419	225040	1
1,1,2,2-Tetrachloroethane	U	ND	0.490	1.00	ug/L	1					
1,1,2-Trichloroethane	U	ND	0.440	1.00	ug/L	1					
1,1-Dichloroethane	U	ND	0.410	1.00	ug/L	1					
1,1-Dichloroethylene	U	ND	0.410	1.00	ug/L	1					
1,2-Dibromoethane	U	ND	0.250	1.00	ug/L	1					
1,2-Dichloroethane	U	ND	0.290	1.00	ug/L	1					
1,2-Dichloroethylene (total)	U	ND	0.300	1.00	ug/L	1					
1,2-Dichloropropane	U	ND	0.250	1.00	ug/L	1					
2-Butanone	U	ND	2.31	5.00	ug/L	1					
2-Hexanone	U	ND	1.45	5.00	ug/L	1					
4-Methyl-2-pentanone	U	ND	1.78	5.00	ug/L	1					
Acetone	U	ND	2.29	5.00	ug/L	1					
Benzene	U	ND	0.330	1.00	ug/L	1					
Bromochloromethane	U	ND	0.500	1.00	ug/L	1					
Bromodichloromethane	U	ND	0.380	1.00	ug/L	1					
Bromoform	U	ND	0.500	1.00	ug/L	1					
Bromomethane	U	ND	0.500	1.00	ug/L	1					
Carbon disulfide	U	ND	1.91	5.00	ug/L	1					
Carbon tetrachloride	U	ND	0.290	1.00	ug/L	1					
Chlorobenzene	U	ND	0.320	1.00	ug/L	1					
Chloroethane	U	ND	0.500	1.00	ug/L	1					
Chloroform	U	ND	0.360	1.00	ug/L	1					
Chloromethane	U	ND	0.500	1.00	ug/L	1					
Dibromochloromethane	U	ND	0.290	1.00	ug/L	1					
Ethylbenzene	U	ND	0.210	1.00	ug/L	1					
Methylene chloride	U	ND	1.90	5.00	ug/L	1					
Styrene	U	ND	0.250	1.00	ug/L	1					
Tetrachloroethylene	U	ND	0.330	1.00	ug/L	1					
Toluene	U	ND	0.390	1.00	ug/L	1					
Trichloroethylene	U	ND	0.360	1.00	ug/L	1					
Vinyl chloride	U	ND	0.550	1.00	ug/L	1					
Xylenes (total)	U	ND	0.250	1.00	ug/L	1					
cis-1,3-Dichloropropylene	U	ND	0.300	1.00	ug/L	1					
trans-1,3-Dichloropropylene	U	ND	0.290	1.00	ug/L	1					

The following Prep Methods were performed



GENERAL ENGINEERING LABORATORIES, LLC

a Member of THE GEL GROUP, INC.

Meeting Today's Needs with a Vision for Tomorrow

Certificate of Analysis

Company : SAIC
Address : 151 Lafayette Drive
Oak Ridge, Tennessee 37831

Contact: Leslie Barbour
Project: HAAF-USTs 25&26

Report Date: January 8, 2003

Page 2 of 2

Client Sample ID: TBH016
Sample ID: 72462001

Project: SAIC04002
Client ID: SAIC038

Parameter	Qualifier	Result	DL	RL	Units	DF	Analyst	Date	Time	Batch	Method
The following Prep Methods were performed											
Method	Description		Analyst		Date	Time	Prep Batch				
SW846 8260B	8260B Volatiles In Liquid Federal		JEB		12/31/02	1419	225040				

The following Analytical Methods were performed

Method	Description	Analyst Comments
I	SW846 8260B	

Surrogate recovery	Test	Recovery %	Acceptable Limits
Bromofluorobenzene	8260B Volatiles In Liquid Federal	99%	(67%-136%)
Dibromofluoromethane	8260B Volatiles In Liquid Federal	109%	(62%-148%)
Toluene-d8	8260B Volatiles In Liquid Federal	103%	(58%-139%)

Notes:


The Qualifiers in this report are defined as follows :

- < Actual result is less than amount reported
- > Actual result is greater than amount reported
- B Analyte found in the sample as well as the associated blank.
- BD Flag for results below the MDC or a flag for low tracer recovery.
- E Concentration exceeds instrument calibration range
- H Holding time exceeded
- J Indicates an estimated value. The result was greater than the detection limit, but less than the reporting limit.
- P The response between the confirmation column and the primary column is >40%D
- U Indicates the compound was analyzed for but not detected above the detection limit
- UI Uncertain identification for gamma spectroscopy.
- X Lab-specific qualifier - must be fully described in case narrative and data summary package
- Y QC Samples were not spiked with this compound.

The above sample is reported on an "as received" basis.

Where the analytical method has been performed under NELAP certification, the analysis has met all of the requirements of the NELAC standard unless qualified on the Certificate of Analysis.

This data report has been prepared and reviewed in accordance with General Engineering Laboratories, LLC standard operating procedures. Please direct any questions to your Project Manager, Valerie Davis.


Reviewed by



CHAIN OF CUSTODY RECORD

COC NO.: H25010

PROJECT NAME: HAAF-USTs 25&26				REQUESTED PARAMETERS																		LABORATORY NAME: General Engineering Laboratory	
PROJECT NUMBER: 01-1624-04-2301-200																						LABORATORY ADDRESS: 2040 Savage Road Charleston, SC 29407	
PROJECT MANAGER: Patty Stoll																						PHONE NO: (843) 556-8171	
Sampler (Signature) <i>Patty Stoll</i>		(Printed Name) PATRICIA A. STOLL																				OVA SCREENING	OBSERVATIONS, COMMENTS, SPECIAL INSTRUCTIONS
Sample ID	Date Collected	Time Collected	Matrix	VOC's	Lead														No. of Bottles/Vials:				
TBHØ16	12/18/02	0750	water	2															2				
AF6812	12/18/02	1705		2															2				
AF7212	12/18/02	1520		2															2				
AF6914	12/18/02	1300		2															2				
AF6912	12/18/02	1300		2															2				
AF7Ø12	12/18/02	1130		2															2				
AF7112	12/18/02	1015	↓	2															2				
[Diagonal Line]																							
RELINQUISHED BY: <i>Patty Stoll</i>		Date/Time 12/19/02	RECEIVED BY: <i>[Signature]</i>		Date/Time 12-19-02	TOTAL NUMBER OF CONTAINERS: 14													Cooler Temperature: 4°C				
COMPANY NAME: SAIC		1100	COMPANY NAME: GEL		1515	Cooler ID: 001													FEDEX NUMBER: N/A				
RECEIVED BY: <i>[Signature]</i>		Date/Time 12/19/02	RELINQUISHED BY:		Date/Time																		
COMPANY NAME: GEL		1100	COMPANY NAME:																				
RELINQUISHED BY: <i>[Signature]</i>		Date/Time 12-19-02	RECEIVED BY:		Date/Time																		
COMPANY NAME: GEL		1515	COMPANY NAME:																				