FORSCOM

DATA PACKAGE #2 FOR PRELIMINARY ASSESSMENT

3d Inf Div (Mech)

of the
MCA Barracks Site (HAA-15)
Hunter Army Airfield, Georgia

Prepared for

U.S. ARMY CORPS OF ENGINEERS
SAVANNAH DISTRICT

Contract No. DACA21-95-D-0022
Delivery Order 0061

December 2002

SAIC®

DOCUMENT 4

DATA PACKAGE #2 FOR PRELIMINARY ASSESSMENT OF THE MCA BARRACKS SITE (HAA-15) HUNTER ARMY AIRFIELD, GEORGIA

Prepared for

U.S. Army Corps of Engineers, Savannah District
and
Fort Stewart Directorate of Public Works
Under Contract Number DACA21-95-D-0022
Delivery Order 0061

Prepared by

Science Applications International Corporation
151 Lafayette Drive
Oak Ridge, TN 37830

December 2002

02-248(doc)12/06/02

FIGURES

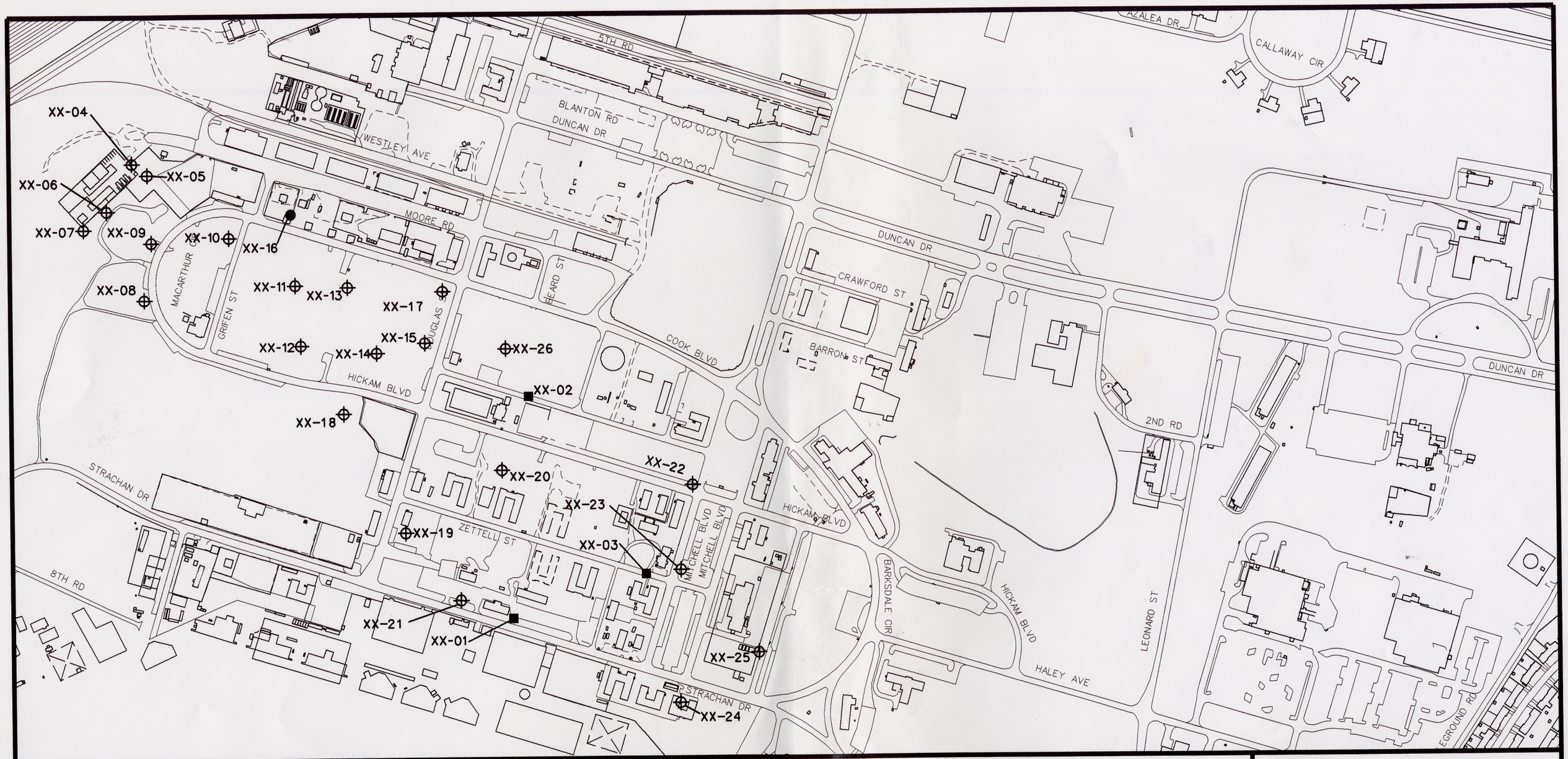

LEGEND

- ● ESTIMATED VERTICAL PROFILE/MONITORING WELL LOCATIONS (WELL 16 WAS COVERED BY CONSTRUCTION DEBRIS BEFORE SURVEY)
- ⊕ VERTICAL PROFILE/MONITORING WELL LOCATION
- ■ VERTICAL PROFILE ONLY LOCATION

N

0 200 400

SCALE: 1" = 400'

U.S. ARMY ENGINEER DISTRICT
CORPS OF ENGINEERS
SAVANNAH, GEORGIA

U.S. ARMY ENGINEER DISTRICT
CORPS OF ENGINEERS
SAVANNAH, GEORGIA

MCA BARRACKS SITE LOCATION MAP

DRAWN BY:	REV. NO./DATE:	CAD FILE:
J. LAMB	0/12/04/02	97028/DGNS/Q81C001.DGN

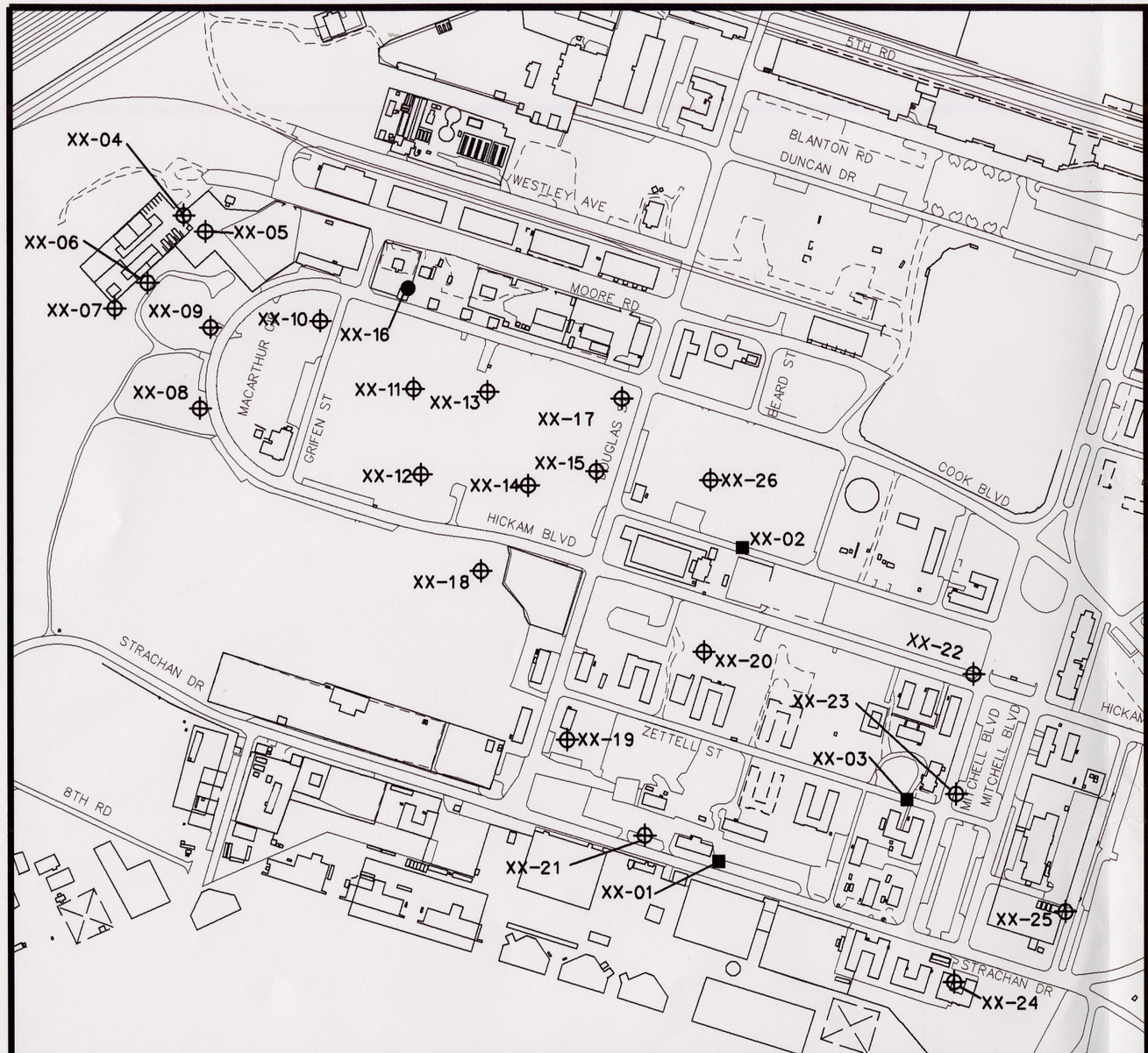

XX-16	
XX1612	21-23'
No Detects	
XX1622	37-39'
No Detects	
XX1632	44-46'
No Detects	

XX-17	
XX1712	34-36'
1,1,1-TCA	0.62J
XX1722	44-46'
1,2-DCE	0.45J
E	0.74J
TCE	3.4

XX-18	
XX1812	23-25'
1,2-DCE	100
B	0.56J
TCE	5.1
XX1822	35-37'
1,2-DCE	37.7
XX1832	43-45'
No Detects	

XX-19	
XX1912	25-27'
1,1-DCA	0.36J
1,2-DCE	23.1
B	0.58J
E	0.28J
TCE	0.48J
X	1.2J
XX1922	33-35'
1,2-DCE	2.3
E	0.22J
TCE	4.6
X	0.54J
XX1932	41-43'
No Detects	

XX-20	
XX2012	33-35'
1,2-DCE	16.8
TCE	457
XX2022	39-40.5'
1,1-DCE	1.0
1,2-DCE	29.8
B	0.55J
PCE	0.27J
TCE	818
XX2032	41-43'
1,2-DCE	50
B	1.9J
TCE	476

XX-21	
XX2112	31-33'
1,2-DCE	2.2
B	0.39J
E	0.61J
PCE	2.3
TCE	1.3
X	1.8J
XX2122	41-43'
E	0.41J
T	2.1
X	2.1J
XX2132	45-47'
1,2-DCE	636
TCE	122

XX-22	
XX2212	26.5-28.5'
1,1-DCE	3.4
1,2-DCE	148
TCE	1040
XX2222	29.5-31.5'
1,2-DCE	15.8
2-B	11.6
A	54.8
B	0.65J
T	1.5
TCE	26.7
XX2232	34-36'
1,1-DCA	0.25J
1,1-DCE	2.4
1,2-DCE	85.7
A	4.0J
TCE	511

XX-~~23~~ 25	
XX2512	29-31'
1,1-DCE	0.66J
1,2-DCE	61.4
A	4.4J
TCE	272
XX2522	35-37'
1,1-DCE	0.73J
1,2-DCE	68.4
A	3.6
CM	0.44J
TCE	91.8
XX2532	43-45'
A	2.3J

XX-24	
XX2412	29-31'
A	4.1J
CM	0.61J
XX2422	39-41'
A	4.1J
XX2432	44-46'
A	3.9J

XX-~~25~~ 23	
XX2312	27-29'
1,2-DCE	0.78J
A	8.2
T	0.18J
TCE	0.68J
XX2322	37-39'
1,2-DCE	2.6
4-M-2-P	1.6J
A	13.6
B	0.3J
XX2332	45-47'
A	17.1

XX-26	
XX2612	24-29'
1,2-DCE	1.8J
A	102
PCE	0.55J
TCE	9.5
XX2622	30-35'
1,2-DCE	2.3
TCE	17.8
XX2632	37-42'
1,2-DCE	1.6J
TCE	10.3

LEGEND

- ● ESTIMATED VERTICAL PROFILE/MONITORING WELL LOCATIONS (WELL 16 WAS COVERED BY CONSTRUCTION DEBRIS BEFORE SURVEY)
- ⊕ VERTICAL PROFILE/MONITORING WELL LOCATION
- ■ VERTICAL PROFILE ONLY LOCATION

1,1,1-Trichloroethane	1,1,1-TCA
1,1-Dichloroethane	1,1-DCA
1,1-Dichloroethene	1,1-DCE
1,2-Dichloroethene	1,2-DCE
2-Butanone	2-B
4-Methyl-2-Pentanone	4-M-2-P
Acetone	A
Benzene	B
Chloromethane	CM
Ethylbenzene	E
Tetrachloroethene	PCE
Toluene	T
Trichloroethene	TCE
Xylenes, Total	X

NOTES:

1. CONCENTRATIONS IN ug/L
2. XX-01 TO XX-03 WERE SAMPLED IN SEPTEMBER 1999
3. XX-04 TO XX-15 WERE SAMPLED IN FEBRUARY 2000.

N

0 200 400

SCALE: 1"= 400'

U.S. ARMY ENGINEER DISTRICT
CORPS OF ENGINEERS
SAVANNAH, GEORGIA

U.S. ARMY ENGINEER DISTRICT
CORPS OF ENGINEERS
SAVANNAH, GEORGIA

MCA BARRACKS GROUNDWATER ANALYTICAL RESULTS (NOVEMBER 2001)

DRAWN BY:	REV. NO./DATE:	CAD FILE:
J. LAMB	0/11/18/02	97028/DGNS/Q81C001A.DGN

TABLES

MCA Barracks, Hunter Army Airfield
Groundwater Analytical Results (September 1999)

Station:	XX-01		XX-01		XX-01		XX-01		XX-01		XX-01		XX-01	
Sample ID:	XX0112		XX0122		XX0132		XX0142		XX0162		XX0172		XX0182	
Sample Interval (ft BGS)	11.0 - 15.0		16.0 - 20.0		21.0 - 25.0		26.0 - 30.0		36.0 - 40.0		41.0 - 45.0		46.0 - 50.0	
Sample Date:	26-Sep-99		26-Sep-99		26-Sep-99		26-Sep-99		26-Sep-99		26-Sep-99		26-Sep-99	
Units:	(ug/L)		(ug/L)		(ug/L)		(ug/L)		(ug/L)		(ug/L)		(ug/L)	
1,1,1-Trichloroethane	2	U	20	U	1.4	J	2	U	2	U	2	U	2	U
1,1,2,2-Tetrachloroethane	2	U	20	U	2	U	2	U	2	U	2	U	2	U
1,1,2-Trichloroethane	2	U	20	U	2	U	2	U	2	U	2	U	2	U
1,1-Dichloroethane	2	U	20	U	2	U	0.52	J	2	U	2	U	2	U
1,1-Dichloroethene	2	U	20	U	2	U	2	U	2	U	2	U	2	U
1,2-Dichloroethane	2	U	20	U	2	U	2	U	2	U	2	U	2	U
1,2-Dichloroethene	2.9	=	403	=	98.2	=	69.5	=	41.8	=	2	=	0.71	J
1,2-Dichloropropane	2	U	20	U	2	U	2	U	2	U	2	U	2	U
1,3-cis-Dichloropropene	2	U	20	U	2	U	2	U	2	U	2	U	2	U
1,3-trans-Dichloropropene	2	U	20	U	2	U	2	U	2	U	2	U	2	U
2-Butanone	5	R	50	R	5	R	5	U	5	R	5	R	5	R
2-Hexanone	5	U	50	U	5	U	5	U	5	U	5	U	5	U
4-Methyl-2-pentanone	5	U	50	U	5	U	5	U	5	U	5	U	5	U
Acetone	5	R	50	U	5	R	5	U	5	U	5	U	5	U
Benzene	2	U	20	U	2	U	2	U	2	U	2	U	2	U
Bromodichloromethane	5	U	50	U	5	U	5	U	5	U	5	U	5	U
Bromoform	2	U	20	U	2	U	2	U	2	U	2	U	2	U
Bromomethane	2	U	20	U	2	U	2	U	2	U	2	U	2	U
Carbon Disulfide	5	U	50	U	5	U	5	U	5	U	1.3	J	3.8	J
Carbon Tetrachloride	2	U	20	U	2	U	2	U	2	U	2	U	2	U
Chlorobenzene	2	U	20	U	2	U	2	U	2	U	2	U	2	U
Chloroethane	2	U	20	U	2	U	2	U	2	U	2	U	2	U
Chloroform	0.71	J	20	U	2	U	2	U	2	U	2	U	2	U
Chloromethane	2	U	20	U	2	U	2	U	2	U	2	U	2	U
Dibromochloromethane	2	U	20	U	2	U	2	U	2	U	2	U	2	U
Ethylbenzene	2	U	20	U	2	U	2	U	0.53	J	2	U	2	U
Methylene Chloride	4.5	U	9	J	4.6	U	2	U	2	U	2	U	1.1	J
Styrene	2	U	20	U	2	U	2	U	2	U	2	U	2	U
Tetrachloroethene	2	U	20	U	1	J	1.2	J	2	U	2	U	2	U
Toluene	2	U	20	U	2	U	2	U	0.71	J	2	U	2	U
Trichloroethene	33.9	=	560	=	258	=	139	=	39.4	=	2	U	2	U
Vinyl Chloride	2	U	20	U	2	U	2	U	2	U	2	U	2	U
Xylenes, Total	6	U	60	U	6	U	6	U	2.8	J	0.7	J	6	U

MCA Barracks, Hunter Army Airfield
Groundwater Analytical Results (September 1999)

Station:	XX-02	XX-02	XX-02	XX-02	XX-02	XX-02	XX-02	XX-02	XX-02
Sample ID:	XX0212	XX0222	XX0232	XX0242	XX0252	XX0262	XX0272	XX0282	XX0292
Sample Interval (ft BGS)	6.0 - 10.0	11.0 - 15.0	16.0 - 20.0	21.0 - 25.0	26.0 - 30.0	31.0 - 35.0	36.0 - 40.0	41.0 - 45.0	46.0 - 50.0
Sample Date:	26-Sep-99	26-Sep-99	26-Sep-99	26-Sep-99	26-Sep-99	26-Sep-99	26-Sep-99	26-Sep-99	26-Sep-99
Units:	(ug/L)	(ug/L)	(ug/L)	(ug/L)	(ug/L)	(ug/L)	(ug/L)	(ug/L)	(ug/L)
1,1,1-Trichloroethane	2 U	2 U	2 U	2 U	2 U	2 U	2 U	2 U	2 U
1,1,2,2-Tetrachloroethane	2 U	2 U	2 U	2 U	2 U	2 U	2 U	2 U	2 U
1,1,2-Trichloroethane	2 U	2 U	2 U	2 U	2 U	2 U	2 U	2 U	2 U
1,1-Dichloroethane	2 U	2 U	2 U	2 U	2 U	2 U	2 U	2 U	2 U
1,1-Dichloroethene	2 U	2 U	2 U	2 U	2 U	2 U	2 U	2 U	2 U
1,2-Dichloroethane	2 U	2 U	2 U	2 U	2 U	2 U	2 U	2 U	2 U
1,2-Dichloroethene	2 U	1.5 J	0.54 J	2 U	2 U	2 U	2.1 =	2 U	2 U
1,2-Dichloropropane	2 U	2 U	2 U	2 U	2 U	2 U	2 U	2 U	2 U
1,3-cis-Dichloropropene	2 U	2 U	2 U	2 U	2 U	2 U	2 U	2 U	2 U
1,3-trans-Dichloropropene	2 U	2 U	2 U	2 U	2 U	2 U	2 U	2 U	2 U
2-Butanone	1.9 J	5 R	5 R	5 R	5 R	5 R	5 R	5 R	5 R
2-Hexanone	5 U	5 U	5 U	5 U	5 U	5 U	5 U	5 U	5 U
4-Methyl-2-pentanone	5 U	5 U	5 U	5 U	5 U	5 U	5 U	5 U	5 U
Acetone	5 U	5 U	5 U	5 U	5 U	5 U	5 U	5 U	5 U
Benzene	2 U	2 U	2 U	2 U	2 U	2 U	2 U	2 U	2 U
Bromodichloromethane	5 U	5 U	5 U	5 U	5 U	5 U	5 U	5 U	5 U
Bromoform	2 U	2 U	2 U	2 U	2 U	2 U	2 U	2 U	2 U
Bromomethane	2 U	2 U	2 U	2 U	2 U	2 U	2 U	2 U	2 U
Carbon Disulfide	5 U	5 U	5 U	5 U	5 U	5 U	5 U	5 U	5 U
Carbon Tetrachloride	2 U	2 U	2 U	2 U	2 U	2 U	2 U	2 U	2 U
Chlorobenzene	2 U	2 U	2 U	2 U	2 U	2 U	2 U	2 U	2 U
Chloroethane	2 U	2 U	2 U	2 U	2 U	2 U	2 U	2 U	2 U
Chloroform	2 U	2 U	2 U	2 U	2 U	2 U	2 U	2 U	2 U
Chloromethane	2 U	2 U	2 U	2 U	2 U	2 U	2 U	2 U	2 U
Dibromochloromethane	2 U	2 U	2 U	2 U	2 U	2 U	2 U	2 U	2 U
Ethylbenzene	2 U	2 U	2 U	2 U	2 U	2 U	2 U	2 U	2 U
Methylene Chloride	2 U	2 U	2 U	2 U	2 U	2 U	2 U	2 U	2 U
Styrene	2 U	2 U	2 U	2 U	2 U	2 U	2 U	2 U	2 U
Tetrachloroethene	2 U	2 U	2 U	2 U	2 U	2 U	2 U	2 U	2 U
Toluene	2 U	2 U	2 U	2 U	2 U	2 U	2 U	2 U	2 U
Trichloroethene	2 U	21.9 =	1 J	2 U	2 U	2 U	2 U	2 U	2 U
Vinyl Chloride	2 U	2 U	2 U	2 U	2 U	2 U	2 U	2 U	2 U
Xylenes, Total	6 U	6 U	6 U	6 U	6 U	6 U	6 U	6 U	6 U

MCA Barracks, Hunter Army Airfield
Groundwater Analytical Results (September 1999)

Station:	XX-03		XX-03		XX-03		XX-03		XX-03		XX-03		XX-03		XX-03	
Sample ID:	XX0312		XX0322		XX0332		XX0342		XX0352		XX0362		XX0372		XX0382	
Sample Interval (ft BGS)	10.0 - 15.0		16.0 - 20.0		21.0 - 25.0		26.0 - 30.0		31.0 - 35.0		36.0 - 40.0		41.0 - 45.0		46.0 - 50.0	
Sample Date:	26-Sep-99		26-Sep-99		26-Sep-99		26-Sep-99		26-Sep-99		26-Sep-99		26-Sep-99		26-Sep-99	
Units:	(ug/L)		(ug/L)		(ug/L)		(ug/L)		(ug/L)		(ug/L)		(ug/L)		(ug/L)	
1,1,1-Trichloroethane	2	U	2	U	2	U	2	U	2	U	2	U	2	U	2	U
1,1,2,2-Tetrachloroethane	2	U	2	U	2	U	2	U	2	U	2	U	2	U	2	U
1,1,2-Trichloroethane	2	U	2	U	2	U	2	U	2	U	2	U	2	U	2	U
1,1-Dichloroethane	2	U	2	U	2	U	2	U	2	U	2	U	2	U	2	U
1,1-Dichloroethene	2	U	2	U	2	U	2.2	=	9.8	=	3.5	J	2	U	2	U
1,2-Dichloroethane	2	U	2	U	2	U	2	U	2	U	2	U	2	U	2	U
1,2-Dichloroethene	1.4	J	11.2	=	2	=	80.7	=	274	=	88.8	=	2	=	2	U
1,2-Dichloropropane	2	U	2	U	2	U	2	U	2	U	2	U	2	U	2	U
1,3-cis-Dichloropropene	2	U	2	U	2	U	2	U	2	U	2	U	2	U	2	U
1,3-trans-Dichloropropene	2	U	2	U	2	U	2	U	2	U	2	U	2	U	2	U
2-Butanone	5	R	5	R	5	R	5	R	5	R	5	U	5	U	5	R
2-Hexanone	5	U	5	U	5	U	5	U	5	U	5	U	5	U	5	U
4-Methyl-2-pentanone	5	U	5	U	5	U	5	U	5	U	5	U	5	U	5	U
Acetone	5	U	5	R	5	U	5	R	5	R	5	U	5	U	5	R
Benzene	4.8	=	1.6	J	1.2	J	1.1	J	0.83	J	0.79	J	0.74	J	2	U
Bromodichloromethane	5	U	5	U	5	U	5	U	5	U	5	U	5	U	5	U
Bromoform	2	U	2	U	2	U	2	U	2	U	2	U	2	U	2	U
Bromomethane	2	U	2	U	2	U	2	U	2	U	2	U	2	U	2	U
Carbon Disulfide	5	U	1.2	J	5	U	0.82	J	5	U	5	UJ	5	U	1.1	J
Carbon Tetrachloride	2	U	2	U	2	U	2	U	2	U	2	U	2	U	2	U
Chlorobenzene	2	U	2	U	2	U	2	U	2	U	2	U	2	U	2	U
Chloroethane	2	U	2	U	2	U	2	U	2	U	2	U	2	U	2	U
Chloroform	2	U	2	U	2	U	2	U	2	U	2	U	2	U	2	U
Chloromethane	2	U	2	U	2	U	2	U	2	U	2	U	2	U	2	U
Dibromochloromethane	2	U	2	U	2	U	2	U	2	U	2	U	2	U	2	U
Ethylbenzene	1.4	J	2	U	2	U	2	U	2	U	2	U	2	U	2	U
Methylene Chloride	2	U	4.3	U	0.75	J	3.5	U	4.4	U	2	U	2	U	2	U
Styrene	2	U	2	U	2	U	2	U	2	U	2	U	2	U	2	U
Tetrachloroethene	2	U	2	U	2	U	2	U	2	U	2	U	2	U	2	U
Toluene	2	U	2	U	2	U	2	U	2	U	2	U	2	U	2	U
Trichloroethene	36.5	=	116	=	85.3	=	674	=	2440	=	997	=	22.4	=	4.7	=
Vinyl Chloride	2	U	2	U	2	U	2	U	2	U	2	U	2	U	2	U
Xylenes, Total	2.6	J	6	U	6	U	6	U	6	U	6	U	6	U	0.6	J

MCA Barracks, Hunter Army Airfield
Groundwater Analytical Results (February 2000)

Station:	XX-04		XX-04		XX-04		XX-04		XX-04		XX-04		XX-04		XX-04	
Sample ID:	XX0412		XX0422		XX0432		XX0442		XX0452		XX0462		XX0472		XX0482		XX0492	
Sample Interval (ft BGS)	3.5 - 7.0		8.5 - 12.0		13.5 - 17.0		18.5 - 22.0		23.5 - 27.0		28.5 - 32.0		33.5 - 37.0		38.5 - 42.0		43.5 - 47.0	
Sample Date:	20-Feb-00		20-Feb-00		20-Feb-00		20-Feb-00		20-Feb-00		20-Feb-00		20-Feb-00		20-Feb-00		20-Feb-00	
Units:	(ug/L)		(ug/L)		(ug/L)		(ug/L)		(ug/L)		(ug/L)		(ug/L)		(ug/L)		(ug/L)	
1,1,1-Trichloroethane	1	U	1	U	1	U	1	U	1	U	1	U	1	U	1	U	1	U
1,1,2,2-Tetrachloroethane	1	U	1	U	1	U	1	U	1	U	1	U	1	U	1	U	1	U
1,1,2-Trichloroethane	1	U	1	U	1	U	1	U	1	U	1	U	1	U	1	U	1	U
1,1-Dichloroethane	1	U	1	U	1	U	1	U	1	U	1	U	1	U	1	U	1	U
1,1-Dichloroethene	1	U	1	U	1	U	1	U	1	U	1	U	1	U	1	U	1	U
1,2-Dichloroethane	1	U	1	U	1	U	1	U	1	U	1	U	1	U	1	U	1	U
1,2-Dichloroethene	2	U	2	U	2	U	2	U	2	U	2	U	2	U	2	U	2	U
1,2-Dichloropropane	1	U	1	U	1	U	1	U	1	U	1	U	1	U	1	U	1	U
1,3-cis-Dichloropropene	1	U	1	U	1	U	1	U	1	U	1	U	1	U	1	U	1	U
1,3-trans-Dichloropropene	1	U	1	U	1	U	1	U	1	U	1	U	1	U	1	U	1	U
2-Butanone	5	U	5	U	5	U	5	U	5	U	5	U	5	U	5	U	5	U
2-Hexanone	5	U	5	U	5	U	5	U	5	U	5	U	5	U	5	U	5	U
4-Methyl-2-pentanone	5	U	5	U	5	U	5	U	5	U	5	U	5	U	5	U	5	U
Acetone	5.1	U	6.9	U	5.7	U	3.6	J	3.2	J	4.4	J	2.8	J	4.2	J	2.9	J
Benzene	1.7	=	5.3	=	1	U	1	U	1	U	1	U	0.2	J	0.38	J	0.16	J
Bromodichloromethane	1	U	1	U	1	U	1	U	1	U	1	U	1	U	1	U	1	U
Bromoform	1	U	1	U	1	U	1	U	1	U	1	U	1	U	1	U	1	U
Bromomethane	1	U	1	U	1	U	1	U	1	U	1	U	1	U	1	U	1	U
Carbon Disulfide	5	U	5	U	5	U	5	U	5	U	5	U	5	U	5	U	5	U
Carbon Tetrachloride	1	U	1	U	1	U	1	U	1	U	1	U	1	U	1	U	1	U
Chlorobenzene	1	U	1	U	1	U	1	U	1	U	1	U	1	U	1	U	1	U
Chloroethane	1	U	1	U	1	U	1	U	1	U	1	U	1	U	1	U	1	U
Chloroform	1	U	1	U	1	U	1	U	1	U	1	U	1	U	1	U	1	U
Chloromethane	1	U	1	U	1	U	1	U	1	U	1	U	1	U	1	U	1	U
Dibromochloromethane	1	U	1	U	1	U	1	U	1	U	1	U	1	U	1	U	1	U
Ethylbenzene	0.18	J	8.7	=	0.086	J	0.063	J	0.065	J	0.11	J	0.064	J	0.06	J	0.062	J
Methylene Chloride	5	U	5	U	5	U	1.1	J	1.1	J	1.3	J	5	U	2	J	1.9	J
Styrene	1	U	1	U	1	U	1	U	1	U	1	U	1	U	0.22	J	0.2	J
Tetrachloroethene	1	U	1	U	4.1	=	7.9	=	1	U	1	U	1	U	1	U	1	U
Toluene	0.51	J	2.2	=	0.6	J	0.37	J	0.35	J	0.63	J	0.42	J	0.28	J	0.27	J
Trichloroethene	1	U	1	U	0.25	J	0.24	J	1	U	1	U	1	U	1	U	1	U
Vinyl Chloride	1	U	1	U	1	U	1	U	1	U	1	U	1	U	1	U	1	U
Xylenes, Total	3	U	23.6	=	3	U	3	U	3	U	3	U	3	U	3	U	3	U

IS = insufficient recovery for groundwater sample

MCA Barracks, Hunter Army Airfield
Groundwater Analytical Results (February 2000)

Station:	XX-05	XX-05	XX-05	XX-05	XX-05	XX-05	XX-05	XX-05	XX-05
Sample ID:	XX0512	XX0522	XX0532	XX0542	XX0552	XX0562	XX0572	XX0582	XX0592
Sample Interval (ft BGS)	6.5 - 10.0	11.5 - 15.0	16.5 - 20.0	21.5 - 25.0	26.5 - 30.0	31.5 - 35.0	36.5 - 40.0	43.0 - 45.0	46.5 - 50.0
Sample Date:	20-Feb-00	20-Feb-00	20-Feb-00	20-Feb-00	20-Feb-00	20-Feb-00	20-Feb-00	20-Feb-00	20-Feb-00
Units:	(ug/L)	(ug/L)	(ug/L)	(ug/L)	(ug/L)	(ug/L)	(ug/L)	(ug/L)	(ug/L)
1,1,1-Trichloroethane	1 U	1 U	1 U	1 U	1 U	1 U	1 U	1 U	1 U
1,1,2,2-Tetrachloroethane	1 U	1 U	1 U	1 U	1 U	1 U	1 U	1 U	1 U
1,1,2-Trichloroethane	1 U	1 U	1 U	1 U	1 U	1 U	1 U	1 U	1 U
1,1-Dichloroethane	1 U	1 U	1 U	1 U	1 U	1 U	1 U	1 U	1 U
1,1-Dichloroethene	1 U	1 U	1 U	1 U	1 U	1 U	1 U	1 U	1 U
1,2-Dichloroethane	1 U	1 U	1 U	1 U	1 U	1 U	1 U	1 U	1 U
1,2-Dichloroethene	2 U	2 U	2 U	2 U	2 U	2 U	2 U	2 U	2 U
1,2-Dichloropropane	1 U	1 U	1 U	1 U	1 U	1 U	1 U	1 U	1 U
1,3-cis-Dichloropropene	1 U	1 U	1 U	1 U	1 U	1 U	1 U	1 U	1 U
1,3-trans-Dichloropropene	1 U	1 U	1 U	1 U	1 U	1 U	1 U	1 U	1 U
2-Butanone	5 U	5 U	5 U	5 U	5 U	5 U	5 U	5 U	5 U
2-Hexanone	5 U	5 U	5 U	5 U	5 U	5 U	5 U	5 U	5 U
4-Methyl-2-pentanone	5 U	5 U	5 U	5 U	5 U	5 U	5 U	5 U	5 U
Acetone	5.6 J	5 J	4.3 J	3 J	5.2 J	3.9 J	5.3 J	4.3 J	3.9 J
Benzene	1 U	1 U	1 U	1 U	1 U	1 U	0.62 J	1.3 =	0.57 J
Bromodichloromethane	1 U	1 U	1 U	1 U	1 U	1 U	1 U	1 U	1 U
Bromoform	1 U	1 U	1 U	1 U	1 U	1 U	1 U	1 U	1 U
Bromomethane	1 U	1 U	1 U	1 U	1 U	1 U	1 U	1 U	1 U
Carbon Disulfide	5 U	5 U	5 U	5 U	5 U	5 U	5 U	5 U	5 U
Carbon Tetrachloride	1 U	1 U	1 U	1 U	1 U	1 U	1 U	1 U	1 U
Chlorobenzene	1 U	1 U	1 U	1 U	1 U	1 U	1 U	1 U	1 U
Chloroethane	1 U	1 U	1 U	1 U	1 U	1 U	1 U	1 U	1 U
Chloroform	1 U	1 U	1 U	1 U	1 U	1 U	1 U	1 U	1 U
Chloromethane	1 U	1 U	1 U	1 U	1 U	1 U	1 U	1 U	1 U
Dibromochloromethane	1 U	1 U	1 U	1 U	1 U	1 U	1 U	1 U	1 U
Ethylbenzene	0.056 J	0.078 J	0.074 J	0.061 J	0.075 J	0.071 J	0.064 J	0.06 J	0.061 J
Methylene Chloride	1.4 J	2.2 J	2.4 J	1.4 J	1.8 J	1.7 J	1.6 J	1.6 J	5 U
Styrene	0.16 J	0.22 J	0.26 J	0.22 J	0.17 J	0.18 J	0.18 J	0.15 J	0.13 J
Tetrachloroethene	1 U	1 U	0.88 J	1 U	1 U	1 U	1 U	1 U	1 U
Toluene	0.34 J	0.43 J	0.4 J	0.28 J	0.41 J	0.29 J	0.39 J	0.35 J	0.35 J
Trichloroethene	1 U	1 U	1 U	1 U	1 U	1 U	1 U	1 U	1 U
Vinyl Chloride	1 U	1 U	1 U	1 U	1 U	1 U	1 U	1 U	1 U
Xylenes, Total	3 U	3 U	3 U	3 U	3 U	3 U	3 U	3 U	3 U

IS = insufficient recovery for groundwater sample

MCA Barracks, Hunter Army Airfield
Groundwater Analytical Results (February 2000)

Station:	XX-06	XX-06	XX-06	XX-06	XX-06	XX-06	XX-06	XX-06	XX-06
Sample ID:	XX0612	XX0622	XX0632	XX0642	XX0652	XX0662	XX0672	XX0682	XX0692
Sample Interval (ft BGS)	5.5 - 9.0	10.5 - 14.0	15.5 - 19.0	20.5 - 24.0	25.5 - 29.0	30.5 - 34.0	35.5 - 39.0	40.5 - 44.0	45.5 - 49.0
Sample Date:	19-Feb-00	19-Feb-00	19-Feb-00	19-Feb-00	19-Feb-00	19-Feb-00	19-Feb-00	19-Feb-00	19-Feb-00
Units:	(ug/L)	(ug/L)	(ug/L)	(ug/L)	(ug/L)	(ug/L)	(ug/L)	(ug/L)	(ug/L)
1,1,1-Trichloroethane	1 U	1 U	1 U	1 U	1 U	1 U	1 U	1 U	1 U
1,1,2,2-Tetrachloroethane	1 U	1 U	1 U	1 U	1 U	1 U	1 U	1 U	1 U
1,1,2-Trichloroethane	1 U	1 U	1 U	1 U	1 U	1 U	1 U	1 U	1 U
1,1-Dichloroethane	1 U	1 U	1 U	1 U	1 U	1 U	1 U	1 U	1 U
1,1-Dichloroethene	1 U	1 U	1 U	1 U	1 U	1 U	1 U	1 U	1 U
1,2-Dichloroethane	1 U	1 U	1 U	1 U	1 U	1 U	1 U	1 U	1 U
1,2-Dichloroethene	2 U	2 U	2 U	2 U	2 U	2 U	2 U	2 U	2 U
1,2-Dichloropropane	1 U	1 U	1 U	1 U	1 U	1 U	1 U	1 U	1 U
1,3-cis-Dichloropropene	1 U	1 U	1 U	1 U	1 U	1 U	1 U	1 U	1 U
1,3-trans-Dichloropropene	1 U	1 U	1 U	1 U	1 U	1 U	1 U	1 U	1 U
2-Butanone	5 U	5 U	5 U	5 U	5 U	5 U	5 U	5 U	5 U
2-Hexanone	5 U	5 U	5 U	5 U	5 U	5 U	5 U	5 U	5 U
4-Methyl-2-pentanone	5 U	5 U	5 U	5 U	5 U	5 U	5 U	5 U	5 U
Acetone	5 U	5 U	1.1 J	1.7 J	5 UJ	1.9 J	5 U	1.8 J	5 U
Benzene	1 U	1 U	1 U	1 U	1 U	1 U	1 U	1 U	1 U
Bromodichloromethane	1 U	1 U	1 U	1 U	1 U	1 U	1 U	1 U	1 U
Bromoform	1 U	1 U	1 U	1 U	1 U	1 U	1 U	1 U	1 U
Bromomethane	1 U	1 U	1 U	1 U	1 U	1 U	1 U	1 U	1 U
Carbon Disulfide	5 UJ	5 UJ	5 U	5 U	5 U	5 UJ	5 UJ	5 UJ	5 UJ
Carbon Tetrachloride	1 U	1 U	1 U	1 U	1 U	1 U	1 U	1 U	1 U
Chlorobenzene	1 U	1 U	1 U	1 U	1 U	1 U	1 U	1 U	1 U
Chloroethane	1 U	1 U	1 U	1 U	1 U	1 U	1 U	1 U	1 U
Chloroform	1 U	1 U	1 U	1 U	1 U	1 U	1 U	1 U	1 U
Chloromethane	1 U	1 U	1 U	1 U	1 U	1 U	1 U	1 U	1 U
Dibromochloromethane	1 U	1 U	1 U	1 U	1 U	1 U	1 U	1 U	1 U
Ethylbenzene	1 U	1 U	1 U	1 U	1 U	1 U	1 U	1 U	1 U
Methylene Chloride	1 J	1.5 J	5 U	5 U	5 U	1.3 J	1.6 J	1.7 J	1.2 J
Styrene	1 U	1 U	1 U	1 U	1 U	1 U	1 U	1 U	1 U
Tetrachloroethene	1 U	1 U	1 U	1 U	1 U	1 U	1 U	1 U	1 U
Toluene	1 U	1 U	0.76 J	0.33 J	0.29 J	0.3 J	1 U	0.3 J	0.35 J
Trichloroethene	1 U	1 U	1 U	1 U	1 U	1 U	1 U	1 U	1 U
Vinyl Chloride	1 U	1 U	1 U	1 U	1 U	1 U	1 U	1 U	1 U
Xylenes, Total	3 U	3 U	3 U	3 U	3 U	3 U	3 U	3 U	3 U

IS = insufficient recovery for groundwater sample

MCA Barracks, Hunter Army Airfield
Groundwater Analytical Results (February 2000)

Station:	XX-07	XX-07	XX-07	XX-07	XX-07	XX-07	XX-07	XX-07	XX-07
Sample ID:	XX0712	XX0722	XX0732	XX0742	XX0752	XX0762	XX0772	XX0782	XX0792
Sample Interval (ft BGS)	4.8 - 8.0	9.5 - 13.0	14.5 - 18.0	19.5 - 23.0	24.5 - 28.0	29.5 - 33.0	34.5 - 38.0	39.5 - 43.0	44.5 - 48.0
Sample Date:	19-Feb-00	19-Feb-00	19-Feb-00	19-Feb-00	19-Feb-00	19-Feb-00	19-Feb-00	19-Feb-00	19-Feb-00
Units:	(ug/L)	(ug/L)	(ug/L)	(ug/L)	(ug/L)	(ug/L)	(ug/L)	(ug/L)	(ug/L)
1,1,1-Trichloroethane	1 U	1 U	1 U	1 U	1 U	1 U	1 U	1 U	1 U
1,1,2,2-Tetrachloroethane	1 U	1 U	1 U	1 U	1 U	1 U	1 U	1 U	1 U
1,1,2-Trichloroethane	1 U	1 U	1 U	1 U	1 U	1 U	1 U	1 U	1 U
1,1-Dichloroethane	1 U	1 U	1 U	1 U	1 U	1 U	1 U	1 U	1 U
1,1-Dichloroethene	1 U	1 U	1 U	1 U	1 U	1 U	1 U	1 U	1 U
1,2-Dichloroethane	1 U	1 U	1 U	1 U	1 U	1 U	1 U	1 U	1 U
1,2-Dichloroethene	2 U	2 U	2 U	2 U	2 U	2 U	2 U	2 U	2 U
1,2-Dichloropropane	1 U	1 U	1 U	1 U	1 U	1 U	1 U	1 U	1 U
1,3-cis-Dichloropropene	1 U	1 U	1 U	1 U	1 U	1 U	1 U	1 U	1 U
1,3-trans-Dichloropropene	1 U	1 U	1 U	1 U	1 U	1 U	1 U	1 U	1 U
2-Butanone	5 U	5 U	5 U	5 U	5 U	5 U	5 U	5 U	5 U
2-Hexanone	5 U	5 U	5 U	5 U	5 U	5 U	5 U	5 U	5 U
4-Methyl-2-pentanone	5 U	5 U	5 U	5 U	5 U	5 U	5 U	5 U	5 U
Acetone	0.62 J	5 U	1.6 J	0.32 J	5 UJ	0.94 J	5 UJ	0.51 J	5 U
Benzene	1 U	1 U	1 U	1 U	1 U	1 U	1 U	1 U	1 U
Bromodichloromethane	1 U	1 U	1 U	1 U	1 U	1 U	1 U	1 U	1 U
Bromoform	1 U	1 U	1 U	1 U	1 U	1 U	1 U	1 U	1 U
Bromomethane	1 U	1 U	1 U	1 U	1 U	1 U	1 U	1 U	1 U
Carbon Disulfide	5 U	5 UJ	5 U	5 U	5 U	5 U	5 U	5 U	5 UJ
Carbon Tetrachloride	1 U	1 U	1 U	1 U	1 U	1 U	1 U	1 U	1 U
Chlorobenzene	1 U	1 U	1 U	1 U	1 U	1 U	1 U	1 U	1 U
Chloroethane	1 U	1 U	1 U	1 U	1 U	1 U	1 U	1 U	1 U
Chloroform	1 U	1 U	1 U	1 U	1 U	1 U	1 U	1 U	1 U
Chloromethane	1 U	1 U	1 U	1 U	1 U	1 U	1 U	1 U	1 U
Dibromochloromethane	1 U	1 U	1 U	1 U	1 U	1 U	1 U	1 U	1 U
Ethylbenzene	1 U	1 U	1 U	1 U	1 U	1 U	1 U	1 U	1 U
Methylene Chloride	5 U	5 U	5 U	5 U	5 U	5 U	5 U	5 U	1.7 J
Styrene	1 U	1 U	1 U	1 U	1 U	1 U	1 U	1 U	1 U
Tetrachloroethene	1 U	1 U	1 U	1 U	1 U	1 U	1 U	1 U	1 U
Toluene	1 U	1 U	0.28 J	1 U	0.38 J	0.55 J	0.43 J	0.53 J	1 U
Trichloroethene	1 U	1 U	1 U	1 U	1 U	1 U	1 U	1 U	1 U
Vinyl Chloride	1 U	1 U	1 U	1 U	1 U	1 U	1 U	1 U	1 U
Xylenes, Total	3 U	3 U	3 U	3 U	3 U	3 U	3 U	3 U	3 U

IS = insufficient recovery for groundwater sample

MCA Barracks, Hunter Army Airfield
Groundwater Analytical Results (February 2000)

Station:	XX-08	XX-08	XX-08	XX-08	XX-08	XX-08	XX-08	XX-08	XX-08
Sample ID:	XX0812	XX0822	XX0832	XX0842	XX0852	XX0862	XX0872	XX0882	XX0892
Sample Interval (ft BGS)	8.0 - 11.5	13.0 - 16.5	18.0 - 21.5	23.0 - 26.5	28.0 - 31.5	33.0 - 36.5	38.0 - 41.5	43.0 - 46.5	48.0 - 51.5
Sample Date:	18-Feb-00	18-Feb-00	18-Feb-00	18-Feb-00	18-Feb-00	18-Feb-00	18-Feb-00	18-Feb-00	18-Feb-00
Units:	(ug/L)	(ug/L)	(ug/L)	(ug/L)	(ug/L)	(ug/L)	(ug/L)	(ug/L)	(ug/L)
1,1,1-Trichloroethane	1 U	1 U	1 U	1 U	1 U	1 U	1 U	IS	1 U
1,1,2,2-Tetrachloroethane	1 U	1 U	1 U	1 U	1 U	1 U	1 U	IS	1 U
1,1,2-Trichloroethane	1 U	1 U	1 U	1 U	1 U	1 U	1 U	IS	1 U
1,1-Dichloroethane	1 U	1 U	1 U	1 U	1 U	1 U	1 U	IS	1 U
1,1-Dichloroethene	1 U	1 U	1 U	1 U	1 U	1 U	1 U	IS	1 U
1,2-Dichloroethane	1 U	1 U	1 U	1 U	1 U	1 U	1 U	IS	1 U
1,2-Dichloroethene	2 U	2 U	2 U	2 U	2 U	2 U	2 U	IS	2 U
1,2-Dichloropropane	1 U	1 U	1 U	1 U	1 U	1 U	1 U	IS	1 U
1,3-cis-Dichloropropene	1 U	1 U	1 U	1 U	1 U	1 U	1 U	IS	1 U
1,3-trans-Dichloropropene	1 U	1 U	1 U	1 U	1 U	1 U	1 U	IS	1 U
2-Butanone	5 U	5 U	5 U	5 U	5 U	5 U	5 U	IS	5 U
2-Hexanone	5 U	5 U	5 U	5 U	5 U	5 U	5 U	IS	5 U
4-Methyl-2-pentanone	5 U	5 U	5 U	5 U	5 U	5 U	5 U	IS	5 U
Acetone	5 U	5 U	5 U	5 U	5 U	5 U	5 U	IS	5 U
Benzene	1 U	1 U	1 U	1 U	1 U	1 U	1 U	IS	1 U
Bromodichloromethane	1 U	1 U	1 U	1 U	1 U	1 U	1 U	IS	1 U
Bromoform	1 U	1 U	1 U	1 U	1 U	1 U	1 U	IS	1 U
Bromomethane	1 U	1 U	1 U	1 U	1 U	1 U	1 U	IS	1 U
Carbon Disulfide	5 U	5 U	5 U	5 U	5 U	1.4 J	5 U	IS	5 U
Carbon Tetrachloride	1 U	1 U	1 U	1 U	1 U	1 U	1 U	IS	1 U
Chlorobenzene	1 U	1 U	1 U	1 U	1 U	1 U	1 U	IS	1 U
Chloroethane	1 U	1 U	1 U	1 U	1 U	1 U	1 U	IS	1 U
Chloroform	1 U	1 U	1 U	1 U	1 U	1 U	1 U	IS	1 U
Chloromethane	1 U	1 U	1 U	1 U	1 U	1 U	1 U	IS	1 U
Dibromochloromethane	1 U	1 U	1 U	1 U	1 U	1 U	1 U	IS	1 U
Ethylbenzene	1 U	1 U	1 U	1 U	1 U	1 U	1 U	IS	1 U
Methylene Chloride	5 U	5 U	5 U	5 U	5 U	5.3 U	5 U	IS	5.1 U
Styrene	1 U	1 U	1 U	1 U	1 U	0.08 J	1 U	IS	1 U
Tetrachloroethene	1 U	1 U	1 U	1 U	1 U	1 U	1 U	IS	1 U
Toluene	1 U	1 U	1 U	1 U	1 U	1 U	1 U	IS	1 U
Trichloroethene	1 U	1 U	1 U	1 U	1 U	1 U	1 U	IS	1 U
Vinyl Chloride	1 U	1 U	1 U	1 U	1 U	1 U	1 U	IS	1 U
Xylenes, Total	3 U	3 U	3 U	3 U	3 U	3 U	3 U	IS	3 U

IS = insufficient recovery for groundwater sample

MCA Barracks, Hunter Army Airfield
Groundwater Analytical Results (February 2000)

Station:	XX-09	XX-09	XX-09	XX-09	XX-09	XX-09	XX-09	XX-09	XX-09
Sample ID:	XX0912	XX0922	XX0932	XX0942	XX0952	XX0962	XX0972	XX0982	XX0992
Sample Interval (ft BGS)	4.5 - 8.0	9.5 - 13.0	14.5 - 18.0	19.5 - 23.0	24.5 - 28.0	29.5 - 33.0	34.5 - 38.0	39.5 - 43.0	44.5 - 48.0
Sample Date:	18-Feb-00	18-Feb-00	18-Feb-00	18-Feb-00	18-Feb-00	18-Feb-00	18-Feb-00	18-Feb-00	18-Feb-00
Units:	(ug/L)	(ug/L)	(ug/L)	(ug/L)	(ug/L)	(ug/L)	(ug/L)	(ug/L)	(ug/L)
1,1,1-Trichloroethane	1 U	1 U	1 U	1 U	1 U	1 U	1 U	IS	1 U
1,1,2,2-Tetrachloroethane	1 U	1 U	1 U	1 U	1 U	1 U	1 U	IS	1 U
1,1,2-Trichloroethane	1 U	1 U	1 U	1 U	1 U	1 U	1 U	IS	1 U
1,1-Dichloroethane	1 U	1 U	1 U	1 U	1 U	1 U	1 U	IS	1 U
1,1-Dichloroethene	1 U	1 U	1 U	1 U	1 U	1 U	1 U	IS	1 U
1,2-Dichloroethane	1 U	1 U	1 U	1 U	1 U	1 U	1 U	IS	1 U
1,2-Dichloroethene	2 U	2 U	2 U	2 U	2 U	2 U	2 U	IS	2 U
1,2-Dichloropropane	1 U	1 U	1 U	1 U	1 U	1 U	1 U	IS	1 U
1,3-cis-Dichloropropene	1 U	1 U	1 U	1 U	1 U	1 U	1 U	IS	1 U
1,3-trans-Dichloropropene	1 U	1 U	1 U	1 U	1 U	1 U	1 U	IS	1 U
2-Butanone	5 U	5 U	5 U	5 U	5 U	5 U	5 U	IS	5 U
2-Hexanone	5 UJ	5 UJ	5 UJ	5 UJ	5 UJ	5 UJ	5 UJ	IS	5 UJ
4-Methyl-2-pentanone	5 U	5 U	5 U	5 U	5 U	5 U	5 U	IS	5 U
Acetone	5 UJ	5 UJ	5 UJ	5 UJ	5 UJ	5 UJ	5 UJ	IS	5 UJ
Benzene	1 U	1 U	1 U	1 U	1 U	1 U	1 U	IS	0.21 J
Bromodichloromethane	1 U	1 U	1 U	1 U	1 U	1 U	1 U	IS	1 U
Bromoform	1 U	1 U	1 U	1 U	1 U	1 U	1 U	IS	1 U
Bromomethane	1 U	1 U	1 U	1 U	1 U	1 U	1 U	IS	1 U
Carbon Disulfide	5 U	5 U	0.92 J	2.5 J	5 U	5 U	1.9 J	IS	1.4 J
Carbon Tetrachloride	1 U	1 U	1 U	1 U	1 U	1 U	1 U	IS	1 U
Chlorobenzene	1 U	1 U	1 U	1 U	1 U	1 U	1 U	IS	1 U
Chloroethane	1 U	1 U	1 U	1 U	1 U	1 U	1 U	IS	1 U
Chloroform	1 U	1 U	1 U	1 U	1 U	1 U	1 U	IS	1 U
Chloromethane	1 UJ	1 UJ	1 UJ	1 UJ	1 UJ	1 UJ	1 UJ	IS	1 UJ
Dibromochloromethane	1 U	1 U	1 U	1 U	1 U	1 U	1 U	IS	1 U
Ethylbenzene	1 U	1 U	1 U	1 U	1 U	1 U	1 U	IS	1 U
Methylene Chloride	5 U	5 U	5 U	5 U	5 U	5 U	5 U	IS	5 U
Styrene	1 U	1 U	1 U	0.12 J	1 U	1 U	1 U	IS	1 U
Tetrachloroethene	1 U	1 U	1 U	1 U	1 U	1 U	1 U	IS	1 U
Toluene	1 U	0.28 J	0.34 J	0.37 J	0.83 J	0.34 J	0.8 J	IS	0.47 J
Trichloroethene	1 U	1 U	1 U	1 U	1 U	1 U	1 U	IS	1 U
Vinyl Chloride	1 U	1 U	1 U	1 U	1 U	1 U	1 U	IS	1 U
Xylenes, Total	3 U	3 U	3 U	3 U	3 U	3 U	3 U	IS	3 U

IS = insufficient recovery for groundwater sample

MCA Barracks, Hunter Army Airfield
Groundwater Analytical Results (February 2000)

Station:	XX-10	XX-10	XX-10	XX-10	XX-10	XX-10	XX-10	XX-10	XX-10
Sample ID:	XX1012	XX1022	XX1032	XX1042	XX1052	XX1062	XX1072	XX1082	XX1092
Sample Interval (ft BGS)	6.5 - 10.0	11.5 - 15.0	16.5 - 20.0	21.5 - 25.0	26.5 - 30.0	31.5 - 35.0	36.5 - 40.0	41.5 - 45.0	46.5 - 50.0
Sample Date:	19-Feb-00	19-Feb-00	19-Feb-00	19-Feb-00	19-Feb-00	19-Feb-00	19-Feb-00	19-Feb-00	19-Feb-00
Units:	(ug/L)	(ug/L)	(ug/L)	(ug/L)	(ug/L)	(ug/L)	(ug/L)	(ug/L)	(ug/L)
1,1,1-Trichloroethane	1 U	1 U	1 U	1 U	1 U	1 U	1 UJ	1 UJ	1 U
1,1,2,2-Tetrachloroethane	1 U	1 U	1 U	1 U	1 U	1 U	1 UJ	1 UJ	1 U
1,1,2-Trichloroethane	1 U	1 U	1 U	1 U	1 U	1 U	1 UJ	1 UJ	1 U
1,1-Dichloroethane	1 U	1 U	1 U	1 U	1 U	1 U	1 UJ	1 UJ	1 U
1,1-Dichloroethene	1 U	1 U	1 U	1 U	1 U	1 U	1 UJ	1 UJ	1 U
1,2-Dichloroethane	1 U	1 U	1 U	1 U	1 U	1 U	1 UJ	1 UJ	1 U
1,2-Dichloroethene	2 U	2 U	2 U	2 U	2 U	2 U	2 UJ	2.1 J	2.7 =
1,2-Dichloropropane	1 U	1 U	1 U	1 U	1 U	1 U	1 UJ	1 UJ	1 U
1,3-cis-Dichloropropene	1 U	1 U	1 U	1 U	1 U	1 U	1 UJ	1 UJ	1 U
1,3-trans-Dichloropropene	1 U	1 U	1 U	1 U	1 U	1 U	1 UJ	1 UJ	1 U
2-Butanone	5 U	5 U	5 U	5 U	5 U	5 U	5 UJ	5 UJ	5 U
2-Hexanone	5 U	5 U	5 U	5 U	5 U	5 U	5 UJ	5 UJ	5 U
4-Methyl-2-pentanone	5 U	5 U	5 U	5 U	5 U	5 U	5 UJ	5 UJ	5 U
Acetone	5 U	5 U	5 U	5 U	5 U	5 U	5 UJ	5 UJ	5 U
Benzene	1 U	1 U	1 U	1 U	1 U	0.19 J	0.85 J	15.8 J	17.6 =
Bromodichloromethane	1 U	1 U	1 U	1 U	1 U	1 U	1 UJ	1 UJ	1 U
Bromoform	1 U	1 U	1 U	1 U	1 U	1 U	1 UJ	1 UJ	1 U
Bromomethane	1 U	1 U	1 U	1 U	1 U	1 U	1 UJ	1 UJ	1 U
Carbon Disulfide	5 U	5 U	5 U	5 U	5 U	5 U	5 UJ	5 UJ	5 U
Carbon Tetrachloride	1 U	1 U	1 U	1 U	1 U	1 U	1 UJ	1 UJ	1 U
Chlorobenzene	1 U	1 U	1 U	1 U	1 U	1 U	1 UJ	1 UJ	1 U
Chloroethane	1 U	1 U	1 U	1 U	1 U	1 U	1 UJ	1 UJ	1 U
Chloroform	1 U	1 U	1 U	1 U	1 U	1 U	1 UJ	1 UJ	1 U
Chloromethane	1 U	1 U	1 U	1 U	1 U	1 U	1 UJ	1 UJ	1 U
Dibromochloromethane	1 U	1 U	1 U	1 U	1 U	1 U	1 UJ	1 UJ	1 U
Ethylbenzene	1 U	1 U	1 U	1 U	1 U	0.093 J	1 UJ	1 UJ	1 U
Methylene Chloride	5 U	5 U	5 U	5 U	5 U	5 U	5 UJ	5 UJ	5 U
Styrene	1 U	1 U	1 U	1 U	1 U	1 U	1 UJ	1 UJ	1 U
Tetrachloroethene	1 U	1 U	1 U	1 U	1 U	1 U	1 UJ	1 UJ	1 U
Toluene	1 U	1 U	1 U	1 U	1 U	1 U	1 UJ	1 UJ	1 U
Trichloroethene	1 U	1 U	1 U	1 U	1 U	1 U	1 UJ	0.3 J	0.28 J
Vinyl Chloride	1 U	1 U	1 U	1 U	1 U	1 U	1 UJ	1 UJ	1 U
Xylenes, Total	3 U	3 U	3 U	3 U	3 U	0.29 J	0.29 J	0.29 J	0.36 J

IS = insufficient recovery for groundwater sample

MCA Barracks, Hunter Army Airfield
Groundwater Analytical Results (February 2000)

Station:	XX-11	XX-11	XX-11	XX-11	XX-11	XX-11	XX-11	XX-11	XX-11
Sample ID:	XX1112	XX1122	XX1132	XX1142	XX1152	XX1162	XX1172	XX1182	XX1192
Sample Interval (ft BGS)	6.0 - 7.0	11.0 - 14.5	16.0 - 19.5	21.0 - 24.5	26.0 - 29.5	31.0 - 34.5	36.0 - 39.5	41.0 - 44.5	46.0 - 49.5
Sample Date:	16-Feb-00	16-Feb-00	16-Feb-00	16-Feb-00	16-Feb-00	16-Feb-00	16-Feb-00	16-Feb-00	16-Feb-00
Units:	(ug/L)	(ug/L)	(ug/L)	(ug/L)	(ug/L)	(ug/L)	(ug/L)	(ug/L)	(ug/L)
1,1,1-Trichloroethane	1 U	1 U	1 U	1 U	1 U	1 U	IS	1 U	1 U
1,1,2,2-Tetrachloroethane	1 U	1 U	1 U	1 U	1 U	1 U	IS	1 U	1 U
1,1,2-Trichloroethane	1 U	1 U	1 U	1 U	1 U	1 U	IS	1 U	1 U
1,1-Dichloroethane	1 U	1 U	1 U	1 U	1 U	1 U	IS	1 U	1 U
1,1-Dichloroethene	1 U	1 U	0.34 J	1 U	1 U	1 U	IS	1 U	1 U
1,2-Dichloroethane	1 U	1 U	1 U	1 U	1 U	1 U	IS	1 U	1 U
1,2-Dichloroethene	2 U	0.45 J	1.9 J	0.36 J	2 U	2 U	IS	2 U	2 U
1,2-Dichloropropane	1 U	1 U	1 U	1 U	1 U	1 U	IS	1 U	1 U
1,3-cis-Dichloropropene	1 U	1 U	1 U	1 U	1 U	1 U	IS	1 U	1 U
1,3-trans-Dichloropropene	1 U	1 U	1 U	1 U	1 U	1 U	IS	1 U	1 U
2-Butanone	6.7 =	5 U	5 U	5 U	5 U	5 U	IS	5 U	5 U
2-Hexanone	5 U	5 U	5 U	5 U	5 U	5 U	IS	5 U	5 U
4-Methyl-2-pentanone	5 U	5 U	5 U	5 U	5 U	5 U	IS	5 U	5 U
Acetone	5 U	12.6 =	5 U	5 U	5 U	5 U	IS	5 U	5 U
Benzene	1 U	1 U	1 U	1 U	1 U	1 U	IS	0.19 J	1 =
Bromodichloromethane	1 U	1 U	1 U	1 U	1 U	1 U	IS	1 U	1 U
Bromoform	1 U	1 U	1 U	1 U	1 U	1 U	IS	1 U	1 U
Bromomethane	1 U	1 U	1 U	1 U	1 U	1 U	IS	1 U	1 U
Carbon Disulfide	5 U	5 U	1.2 J	5 U	5 U	5 U	IS	1.7 J	5 U
Carbon Tetrachloride	1 U	1 U	1 U	1 U	1 U	1 U	IS	1 U	1 U
Chlorobenzene	1 U	1 U	1 U	1 U	1 U	1 U	IS	1 U	1 U
Chloroethane	1 U	1 U	1 U	1 U	1 U	1 U	IS	1 U	1 U
Chloroform	1 U	1 U	1 U	1 U	1 U	1 U	IS	1 U	1 U
Chloromethane	1 U	1 U	1 U	1 U	1 U	1 U	IS	1 U	1 U
Dibromochloromethane	1 U	1 U	1 U	1 U	1 U	1 U	IS	1 U	1 U
Ethylbenzene	1 U	1 U	1 U	1 U	1 U	1 U	IS	1 U	1 U
Methylene Chloride	5 U	5 U	5 U	5 U	5 U	5 U	IS	5 U	5 U
Styrene	1 U	1 U	1 U	1 U	1 U	1 U	IS	1 U	1 U
Tetrachloroethene	1 U	1 U	1 U	1 U	1 U	1 U	IS	1 U	1 U
Toluene	1 U	1 U	1 U	1 U	1 U	1 U	IS	1 U	1 U
Trichloroethene	1 U	30.4 =	134 =	27.4 =	1 U	0.85 J	IS	1.7 =	1 U
Vinyl Chloride	1 U	1 U	1 U	1 U	1 U	1 U	IS	1 U	1 U
Xylenes, Total	3 U	3 U	3 U	3 U	3 U	3 U	IS	3 U	3 U

IS = insufficient recovery for groundwater sample

MCA Barracks, Hunter Army Airfield
Groundwater Analytical Results (February 2000)

Station:	XX-12	XX-12	XX-12	XX-12	XX-12	XX-12	XX-12	XX-12	XX-12
Sample ID:	XX1212	XX1222	XX1232	XX1242	XX1252	XX1262	XX1272	XX1282	XX1292
Sample Interval (ft BGS)	6.5 - 10.0	11.5 - 15.0	16.5 - 20.0	21.5 - 25.0	26.5 - 30.0	31.5 - 35.0	36.5 - 40.0	41.5 - 45.0	46.5 - 50.0
Sample Date:	17-Feb-00	17-Feb-00	17-Feb-00	17-Feb-00	17-Feb-00	17-Feb-00	17-Feb-00	17-Feb-00	17-Feb-00
Units:	(ug/L)	(ug/L)	(ug/L)	(ug/L)	(ug/L)	(ug/L)	(ug/L)	(ug/L)	(ug/L)
1,1,1-Trichloroethane	1 U	1 U	1 U	1 U	1 U	1 U	1 U	1 U	1 U
1,1,2,2-Tetrachloroethane	1 U	1 U	1 U	1 U	1 U	1 U	1 U	1 U	1 U
1,1,2-Trichloroethane	1 U	1 U	1 U	1 U	1 U	1 U	1 U	1 U	1 U
1,1-Dichloroethane	1 U	1 U	1 U	1 U	1 U	1 U	1 U	1 U	1 U
1,1-Dichloroethene	1 U	1 U	0.18 J	1 U	1 U	1 U	1 U	1 U	1 U
1,2-Dichloroethane	1 U	1 U	1 U	1 U	1 U	1 U	1 U	1 U	1 U
1,2-Dichloroethene	2 U	2 U	3.8 =	21.8 =	8.6 =	2 U	2 U	2 U	2 U
1,2-Dichloropropane	1 U	1 U	1 U	1 U	1 U	1 U	1 U	1 U	1 U
1,3-cis-Dichloropropene	1 U	1 U	1 U	1 U	1 U	1 U	1 U	1 U	1 U
1,3-trans-Dichloropropene	1 U	1 U	1 U	1 U	1 U	1 U	1 U	1 U	1 U
2-Butanone	5 U	5 U	5 U	5 U	5 U	5 U	5 U	5 U	5 U
2-Hexanone	5 U	5 U	5 U	5 U	5 U	5 U	5 U	5 U	5 U
4-Methyl-2-pentanone	5 U	5 U	5 U	5 U	5 U	5 U	5 U	5 U	5 U
Acetone	4.3 J	6.4 J	1.4 J	1.2 J	5 U	5 U	5 U	5 U	5 U
Benzene	1 U	1 U	1 U	1 U	1 U	1 U	1 U	1 U	1 U
Bromodichloromethane	1 U	1 U	1 U	1 U	1 U	1 U	1 U	1 U	1 U
Bromoform	1 U	1 U	1 U	1 U	1 U	1 U	1 U	1 U	1 U
Bromomethane	1 U	1 U	1 U	1 U	1 U	1 U	1 U	1 U	1 U
Carbon Disulfide	5 U	5 U	5 U	5 U	5 U	5 U	5 U	5 U	5 U
Carbon Tetrachloride	1 U	1 U	1 U	1 U	1 U	1 U	1 U	1 U	1 U
Chlorobenzene	1 U	1 U	1 U	1 U	1 U	1 U	1 U	1 U	1 U
Chloroethane	1 U	1 U	1 U	1 U	1 U	1 U	1 U	1 U	1 U
Chloroform	1 U	1 U	1 U	1 U	1 U	1 U	1 U	1 U	1 U
Chloromethane	1 U	1 U	1 U	1 U	1 U	1 U	1 U	1 U	1 U
Dibromochloromethane	1 U	1 U	1 U	1 U	1 U	1 U	1 U	1 U	1 U
Ethylbenzene	1 U	0.16 J	1 U	1 U	1 U	1 U	1 U	1 U	1 U
Methylene Chloride	5 U	5 U	5 U	5 U	5 U	5 U	5 U	5 U	5 U
Styrene	1 U	1 U	1 U	1 U	1 U	1 U	1 U	1 U	1 U
Tetrachloroethene	1 U	1 U	1 U	1 U	1 U	1 U	1 U	1 U	1 U
Toluene	1 U	0.32 J	1 U	1 U	1 U	1 U	1 U	1 U	1 U
Trichloroethene	1 U	1 U	220 =	537 =	86 =	1 U	1 U	1 U	1 U
Vinyl Chloride	1 U	1 U	1 U	1 U	1 U	1 U	1 U	1 U	1 U
Xylenes, Total	3 U	3 U	3 U	3 U	3 U	3 U	3 U	3 U	3 U

IS = insufficient recovery for groundwater sample

MCA Barracks, Hunter Army Airfield
Groundwater Analytical Results (February 2000)

Station:	XX-13	XX-13	XX-13	XX-13	XX-13	XX-13	XX-13	XX-13	XX-13
Sample ID:	XX1312	XX1322	XX1332	XX1342	XX1352	XX1362	XX1372	XX1382	XX1392
Sample Interval (ft BGS)	4.0 - 5.0	6.5 - 10.0	11.5 - 15.0	16.5 - 20.0	21.5 - 25.0	26.5 - 30.0	31.5 - 35.0	36.5 - 40.0	41.5 - 45.0
Sample Date:	16-Feb-00	16-Feb-00	16-Feb-00	16-Feb-00	16-Feb-00	16-Feb-00	16-Feb-00	16-Feb-00	16-Feb-00
Units:	(ug/L)	(ug/L)	(ug/L)	(ug/L)	(ug/L)	(ug/L)	(ug/L)	(ug/L)	(ug/L)
1,1,1-Trichloroethane	1 U	1 U	1 U	1 U	1 U	1 U	1 U	1 U	1 U
1,1,2,2-Tetrachloroethane	1 U	1 U	1 U	1 U	1 U	1 U	1 U	1 U	1 U
1,1,2-Trichloroethane	1 U	1 U	1 U	1 U	1 U	1 U	1 U	1 U	1 U
1,1-Dichloroethane	1 U	1 U	1 U	1 U	1 U	1 U	1 U	1 U	1 U
1,1-Dichloroethene	1 U	1 U	1 U	1 U	1 U	1 U	1 U	1 U	1 U
1,2-Dichloroethane	1 U	1 U	1 U	1 U	1 U	1 U	1 U	1 U	1 U
1,2-Dichloroethene	2 U	2 U	2 U	2 U	2.4 =	2.1 =	2 U	2 U	2 U
1,2-Dichloropropane	1 U	1 U	1 U	1 U	1 U	1 U	1 U	1 U	1 U
1,3-cis-Dichloropropene	1 U	1 U	1 U	1 U	1 U	1 U	1 U	1 U	1 U
1,3-trans-Dichloropropene	1 U	1 U	1 U	1 U	1 U	1 U	1 U	1 U	1 U
2-Butanone	8.9 =	5 U	5 U	5 U	5 U	5 U	5 U	5 U	5 U
2-Hexanone	5 U	5 U	5 U	5 U	5 U	5 U	5 U	5 U	5 U
4-Methyl-2-pentanone	5 U	5 U	5 U	5 U	5 U	5 U	5 U	5 U	5 U
Acetone	5 U	5 U	5 U	5 U	5 U	5 U	5 U	9.4 J	5 U
Benzene	1 U	1 U	1 U	1 U	1 U	1 U	1 U	1 U	1 U
Bromodichloromethane	1 U	1 U	1 U	1 U	1 U	1 U	1 U	1 U	1 U
Bromoform	1 U	1 U	1 U	1 U	1 U	1 U	1 U	1 U	1 U
Bromomethane	1 U	1 U	1 U	1 U	1 U	1 U	1 U	1 U	1 U
Carbon Disulfide	5 U	5 U	0.98 J	5 U	5 U	1.4 J	5 U	5 U	5 U
Carbon Tetrachloride	1 U	1 U	1 U	1 U	1 U	1 U	1 U	1 U	1 U
Chlorobenzene	1 U	1 U	1 U	1 U	1 U	1 U	1 U	1 U	1 U
Chloroethane	1 U	1 U	1 U	1 U	1 U	1 U	1 U	1 U	1 U
Chloroform	1 U	1 U	1 U	1 U	1 U	1 U	1 U	1 U	1 U
Chloromethane	1 U	1 U	1 U	1 U	1 U	1 U	1 U	1 U	1 U
Dibromochloromethane	1 U	1 U	1 U	1 U	1 U	1 U	1 U	1 U	1 U
Ethylbenzene	1 U	1 U	1 U	1 U	1 U	1 U	1 U	0.17 J	1 U
Methylene Chloride	5 U	5 U	5 U	5 U	5 U	5 U	5 U	5 U	5 U
Styrene	1 U	1 U	1 U	1 U	1 U	1 U	1 U	1 U	1 U
Tetrachloroethene	1 U	1 U	1 U	1 U	1 U	1 U	1 U	1 U	1 U
Toluene	0.75 J	1 U	1 U	1 U	1 U	1 U	1 U	1 U	1 U
Trichloroethene	1 U	0.2 J	1 U	0.4 J	39.7 =	71 =	1 U	1 U	1 U
Vinyl Chloride	1 U	1 U	1 U	1 U	1 U	1 U	1 U	1 U	1 U
Xylenes, Total	3 U	3 U	3 U	3 U	3 U	3 U	3 U	3 U	3 U

IS = insufficient recovery for groundwater sample

MCA Barracks, Hunter Army Airfield
Groundwater Analytical Results (February 2000)

Station:	XX-14	XX-14	XX-14	XX-14	XX-14	XX-14	XX-14	XX-14	XX-14
Sample ID:	XX1412	XX1422	XX1432	XX1442	XX1452	XX1462	XX1472	XX1482	XX1492
Sample Interval (ft BGS)	4.0 - 7.5	9.0 - 12.5	14.0 - 17.5	19.0 - 22.5	24.0 - 27.5	29.0 - 32.5	34.0 - 37.5	39.0 - 42.5	44.0 - 47.5
Sample Date:	17-Feb-00	17-Feb-00	17-Feb-00	17-Feb-00	17-Feb-00	17-Feb-00	17-Feb-00	17-Feb-00	17-Feb-00
Units:	(ug/L)	(ug/L)	(ug/L)	(ug/L)	(ug/L)	(ug/L)	(ug/L)	(ug/L)	(ug/L)
1,1,1-Trichloroethane	1 U	1 U	1 U	1 U	50 U	50 U	1 U	1 U	IS
1,1,2,2-Tetrachloroethane	1 U	1 U	1 U	1 U	50 U	50 U	1 U	1 U	IS
1,1,2-Trichloroethane	1 U	1 U	1 U	0.24 J	50 U	50 U	1 U	1 U	IS
1,1-Dichloroethane	1 U	1 U	1 U	1 U	50 U	50 U	1 U	1 U	IS
1,1-Dichloroethene	1 U	1 U	1.4 =	4 =	50 U	50 U	1 U	1 U	IS
1,2-Dichloroethane	1 U	1 U	1 U	1 U	50 U	50 U	1 U	1 U	IS
1,2-Dichloroethene	2 U	4.9 =	50.6 =	23.8 =	22.1 J	25.3 J	11.8 =	2 U	IS
1,2-Dichloropropane	1 U	1 U	1 U	1 U	50 U	50 U	1 U	1 U	IS
1,3-cis-Dichloropropene	1 U	1 U	1 U	1 U	50 U	50 U	1 U	1 U	IS
1,3-trans-Dichloropropene	1 U	1 U	1 U	1 U	50 U	50 U	1 U	1 U	IS
2-Butanone	5 U	5 U	5 U	5 U	250 U	250 U	5 U	5 U	IS
2-Hexanone	5 U	5 U	5 U	5 U	250 U	250 U	5 U	5 U	IS
4-Methyl-2-pentanone	5 U	5 U	5 U	5 U	250 U	250 U	5 U	5 U	IS
Acetone	5 UJ	5 UJ	2.3 J	5 UJ	250 UJ	250 UJ	4.1 J	5 UJ	IS
Benzene	1 U	1 U	1 U	0.5 J	50 U	50 U	0.82 J	1 U	IS
Bromodichloromethane	1 U	1 U	1 U	1 U	50 U	50 U	1 U	1 U	IS
Bromoform	1 U	1 U	1 U	1 U	50 U	50 U	1 U	1 U	IS
Bromomethane	1 U	1 U	1 U	1 U	50 U	50 U	1 U	1 U	IS
Carbon Disulfide	5 U	5 U	5 U	5 U	250 UJ	250 UJ	5 UJ	5 UJ	IS
Carbon Tetrachloride	1 U	1 U	1 U	1 U	50 U	50 U	1 U	1 U	IS
Chlorobenzene	1 U	1 U	1 U	1 U	50 U	50 U	1 U	1 U	IS
Chloroethane	1 U	1 U	1 U	1 U	50 U	50 U	1 U	1 U	IS
Chloroform	1 U	1 U	1 U	1 U	50 U	50 U	1 U	1 U	IS
Chloromethane	1 U	1 U	1 U	1 U	50 UJ	50 UJ	1 UJ	1 UJ	IS
Dibromochloromethane	1 U	1 U	1 U	1 U	50 U	50 U	1 U	1 U	IS
Ethylbenzene	1 U	1 U	1 U	0.18 J	50 U	50 U	1 U	1 U	IS
Methylene Chloride	5 U	5 U	5 U	5 U	250 U	250 U	5 U	5 U	IS
Styrene	1 U	1 U	0.18 J	1 U	4.9 J	50 U	1 U	1 U	IS
Tetrachloroethene	1 U	0.71 J	7.5 =	32.5 =	50 U	50 U	1 U	1 U	IS
Toluene	1 U	1 U	1 U	0.35 J	50 U	50 U	0.42 J	1 U	IS
Trichloroethene	1 U	183 =	1040 J	3600 =	3700 =	2830 =	8.3 =	0.6 J	IS
Vinyl Chloride	1 U	1 U	1 U	2.1 =	50 U	50 U	1 U	1 U	IS
Xylenes, Total	3 U	3 U	3 U	3 U	150 U	150 U	3 U	3 U	IS

IS = insufficient recovery for groundwater sample

MCA Barracks, Hunter Army Airfield
Groundwater Analytical Results (February 2000)

Station:	XX-15	XX-15	XX-15	XX-15	XX-15	XX-15	XX-15	XX-15	XX-15
Sample ID:	XX1512	XX1522	XX1532	XX1542	XX1552	XX1562	XX1572	XX1582	XX1592
Sample Interval (ft BGS)	6.5 - 10.0	11.5 - 15.0	16.5 - 20.0	21.5 - 25.0	26.5 - 30.0	31.5 - 35.0	36.5 - 40.0	41.5 - 45.0	46.5 - 50.0
Sample Date:	17-Feb-00	17-Feb-00	17-Feb-00	17-Feb-00	17-Feb-00	17-Feb-00	17-Feb-00	17-Feb-00	17-Feb-00
Units:	(ug/L)	(ug/L)	(ug/L)	(ug/L)	(ug/L)	(ug/L)	(ug/L)	(ug/L)	(ug/L)
1,1,1-Trichloroethane	1 U	1 U	1 U	1 U	1 U	1 U	1 U	1 U	IS
1,1,2,2-Tetrachloroethane	1 U	1 U	1 U	1 U	1 U	1 U	1 U	1 U	IS
1,1,2-Trichloroethane	1 U	1 U	1 U	1 U	1 U	1 U	1 U	1 U	IS
1,1-Dichloroethane	1 U	1 U	1 U	1 U	1 U	1 U	1 U	1 U	IS
1,1-Dichloroethene	1 U	1 U	1 U	1 U	1 U	6.1 =	1 U	1 U	IS
1,2-Dichloroethane	1 U	1 U	1 U	1 U	1 U	1 U	1 U	1 U	IS
1,2-Dichloroethene	7.8 =	7.6 =	9.7 =	9 =	2 U	501 =	63.9 =	7.2 =	IS
1,2-Dichloropropane	1 U	1 U	1 U	1 U	1 U	1 U	1 U	1 U	IS
1,3-cis-Dichloropropene	1 U	1 U	1 U	1 U	1 U	1 U	1 U	1 U	IS
1,3-trans-Dichloropropene	1 U	1 U	1 U	1 U	1 U	1 U	1 U	1 U	IS
2-Butanone	5 U	5 U	5 U	5 U	5 U	5 U	5 U	5 U	IS
2-Hexanone	5 U	5 U	5 U	5 U	5 U	5 U	5 U	5 U	IS
4-Methyl-2-pentanone	5 U	5 U	5 U	5 U	5 U	5 U	5 U	5 U	IS
Acetone	0.8 J	5 U	1.5 J	5 U	5 U	5 U	1.8 J	5 U	IS
Benzene	1 U	1 U	1 U	1 U	1 U	0.66 J	0.4 J	1 U	IS
Bromodichloromethane	1 U	1 U	1 U	1 U	1 U	1 U	1 U	1 U	IS
Bromoform	1 U	1 U	1 U	1 U	1 U	1 U	1 U	1 U	IS
Bromomethane	1 U	1 U	1 U	1 U	1 U	1 U	1 U	1 U	IS
Carbon Disulfide	5 U	5 U	5 U	5 U	5 U	5 U	5 U	5 U	IS
Carbon Tetrachloride	1 U	1 U	1 U	1 U	1 U	1 U	1 U	1 U	IS
Chlorobenzene	1 U	1 U	1 U	1 U	1 U	1 U	1 U	1 U	IS
Chloroethane	1 U	1 U	1 U	1 U	1 U	1 U	1 U	1 U	IS
Chloroform	1 U	1 U	1 U	1 U	1 U	1 U	1 U	1 U	IS
Chloromethane	1 U	1 U	1 U	1 U	1 U	1 U	1 U	1 U	IS
Dibromochloromethane	1 U	1 U	1 U	1 U	1 U	1 U	1 U	1 U	IS
Ethylbenzene	1 U	1 U	1 U	1 U	1 U	1 U	1 U	1 U	IS
Methylene Chloride	5 U	5 U	5 U	5 U	5 U	5 U	5 U	5 U	IS
Styrene	1 U	1 U	1 U	1 U	1 U	1 U	0.21 J	1 U	IS
Tetrachloroethene	1.6 =	1.4 =	1.8 =	2.1 =	1 U	1 U	1 U	1 U	IS
Toluene	1 U	1 U	1 U	1 U	1 U	1 U	0.34 J	1 U	IS
Trichloroethene	157 =	83 =	118 =	198 =	1 U	406 =	1 =	1 U	IS
Vinyl Chloride	2.4 =	3 =	3.4 =	1 U	1 U	1 U	1 U	1 U	IS
Xylenes, Total	3 U	3 U	3 U	3 U	3 U	3 U	3 U	3 U	IS

IS = insufficient recovery for groundwater sample

MCA Barracks, Hunter Army Airfield
Groundwater Analytical Results (November/December 2001)

Station:	XX-16	XX-16	XX-16	XX-17	XX-17	XX-18	XX-18	XX-18
Sample ID:	XX1612	XX1622	XX1632	XX1712	XX1722	XX1812	XX1822	XX1832
Sample Interval (ft BGS)	21.0 - 23.0	37.0 - 39.0	44.0 - 46.0	34.0 - 36.0	44.0 - 46.0	23.0 - 25.0	35.0 - 37.0	43.0 - 45.0
Sample Date:	8-Nov-01	8-Nov-01	8-Nov-01	8-Nov-01	8-Nov-01	9-Nov-01	9-Nov-01	9-Nov-01
Units:	(ug/L)	(ug/L)	(ug/L)	(ug/L)	(ug/L)	(ug/L)	(ug/L)	(ug/L)
1,1,1-Trichloroethane	1 U	1 U	1 U	0.62 J	1 U	1 U	1 U	1 U
1,1,2,2-Tetrachloroethane	1 U	1 U	1 U	1 U	1 U	1 U	1 U	1 U
1,1,2-Trichloroethane	1 U	1 U	1 U	1 U	1 U	1 U	1 U	1 U
1,1-Dichloroethane	1 U	1 U	1 U	1 U	1 U	1 U	1 U	1 U
1,1-Dichloroethene	1 U	1 U	1 U	1 U	1 U	1 U	1 U	1 U
1,2-Dichloroethane	1 U	1 U	1 U	1 U	1 U	1 U	1 U	1 U
1,2-Dichloroethene	2 U	2 U	2 U	2 U	0.45 J	100 =	37.7 =	2 U
1,2-Dichloropropane	1 U	1 U	1 U	1 U	1 U	1 U	1 U	1 U
1,3-cis-Dichloropropene	1 U	1 U	1 U	1 U	1 U	1 U	1 U	1 U
1,3-trans-Dichloropropene	1 U	1 U	1 U	1 U	1 U	1 U	1 U	1 U
2-Butanone	5 U	5 U	5 U	7.7 U	5 U	5 U	5 U	5 U
2-Hexanone	5 U	5 U	5 U	5 U	5 U	5 U	5 U	5 U
4-Methyl-2-pentanone	5 U	5 U	5 U	5 U	5 U	5 U	5 U	5 U
Acetone	5.5 U	5 U	5.3 U	53.1 U	13.5 U	12 U	20 U	5.6 U
Benzene	1 U	1 U	1 U	1 U	1 U	0.56 J	1 U	1 U
Bromodichloromethane	1 U	1 U	1 U	1 U	1 U	1 U	1 U	1 U
Bromoform	1 U	1 U	1 U	1 U	1 U	1 U	1 U	1 U
Bromomethane	1 U	1 U	1 U	1 U	1 U	1 U	1 U	1 U
Carbon Disulfide	5 U	5 U	5 U	5 U	5 U	5 U	5 U	5 U
Carbon Tetrachloride	1 U	1 U	1 U	1 U	1 U	1 U	1 U	1 U
Chlorobenzene	1 U	1 U	1 U	1 U	1 U	1 U	1 U	1 U
Chloroethane	1 U	1 U	1 U	1 U	1 U	1 U	1 U	1 U
Chloroform	1 U	1 U	1 U	1 U	1 U	1 U	1 U	1 U
Chloromethane	1 U	1 U	1 U	1 U	1 U	1 U	1 U	1 U
Dibromochloromethane	1 U	1 U	1 U	1 U	1 U	1 U	1 U	1 U
Ethylbenzene	1 U	1 U	1 U	1 U	0.74 J	1 U	1 U	1 U
Methylene Chloride	5 U	5 U	5 U	5 U	5 U	5 U	5 U	5 U
Styrene	1 U	1 U	1 U	1 U	1 U	1 U	1 U	1 U
Tetrachloroethene	1 U	1 U	1 U	1 U	1 U	1 U	1 U	1 U
Toluene	1 U	1 U	1 U	1 U	1 U	1 U	1.2 U	1 U
Trichloroethene	1 U	1 U	1 U	1 U	3.4 =	5.1 =	1 U	1 U
Vinyl Chloride	1 U	1 U	1 U	1 U	1 U	1 U	1 U	1 U
Xylenes, Total	3 U	3 U	3 U	3 U	3 U	3 U	3 U	3 U

MCA Barracks, Hunter Army Airfield
Groundwater Analytical Results (November/December 2001)

Station:	XX-19	XX-19	XX-19	XX-20	XX-20	XX-20	XX-21	XX-21	XX-21
Sample ID:	XX1912	XX1922	XX1932	XX2012	XX2022	XX2032	XX2112	XX2122	XX2132
Sample Interval (ft BGS)	25.0 - 27.0	33.0 - 35.0	41.0 - 43.0	33.0 - 35.0	39.0 - 40.5	41.0 - 43.0	31.0 - 33.0	41.0 - 43.0	45.0 - 47.0
Sample Date:	9-Nov-01	9-Nov-01	9-Nov-01	9-Nov-01	9-Nov-01	9-Nov-01	9-Nov-01	9-Nov-01	9-Nov-01
Units:	(ug/L)	(ug/L)	(ug/L)	(ug/L)	(ug/L)	(ug/L)	(ug/L)	(ug/L)	(ug/L)
1,1,1-Trichloroethane	1 U	1 U	1 U	5 U	1 U	5 U	1 U	1 U	10 U
1,1,2,2-Tetrachloroethane	1 U	1 U	1 U	5 U	1 U	5 U	1 U	1 U	10 U
1,1,2-Trichloroethane	1 U	1 U	1 U	5 U	1 U	5 U	1 U	1 U	10 U
1,1-Dichloroethane	0.36 J	1 U	1 U	5 U	1 U	5 U	1 U	1 U	10 U
1,1-Dichloroethene	1 U	1 U	1 U	5 U	1 =	5 U	1 U	1 U	10 U
1,2-Dichloroethane	1 U	1 U	1 U	5 U	1 U	5 U	1 U	1 U	10 U
1,2-Dichloroethene	23.1 =	2.3 =	2 U	16.8 =	29.8 =	50 =	2.2 =	2 U	636 =
1,2-Dichloropropane	1 U	1 U	1 U	5 U	1 U	5 U	1 U	1 U	10 U
1,3-cis-Dichloropropene	1 U	1 U	1 U	5 U	1 U	5 U	1 U	1 U	10 U
1,3-trans-Dichloropropene	1 U	1 U	1 U	5 U	1 U	5 U	1 U	1 U	10 U
2-Butanone	5 U	5 U	5 U	25 U	5 U	25 U	5 U	5 U	50 U
2-Hexanone	5 U	5 U	5 U	25 U	5 U	25 U	5 U	5 U	50 U
4-Methyl-2-pentanone	5 U	5 U	5 U	25 U	5 U	25 U	5 U	5 U	50 U
Acetone	11.4 U	6.5 U	9.2 U	26.1 U	6.4 U	32.6 U	10.7 U	5.8 U	50 U
Benzene	0.58 J	1 U	1 U	5 U	0.55 J	1.9 J	0.39 J	1 U	10 U
Bromodichloromethane	1 U	1 U	1 U	5 U	1 U	5 U	1 U	1 U	10 U
Bromoform	1 U	1 U	1 U	5 U	1 U	5 U	1 U	1 U	10 U
Bromomethane	1 U	1 U	1 U	5 U	1 U	5 U	1 U	1 U	10 U
Carbon Disulfide	5 U	5 U	5 U	25 U	5 U	25 U	5 U	5 U	50 U
Carbon Tetrachloride	1 U	1 U	1 U	5 U	1 U	5 U	1 U	1 U	10 U
Chlorobenzene	1 U	1 U	1 U	5 U	1 U	5 U	1 U	1 U	10 U
Chloroethane	1 U	1 U	1 U	5 U	1 U	5 U	1 U	1 U	10 U
Chloroform	1 U	1 U	1 U	5 U	1 U	5 U	1 U	1 U	10 U
Chloromethane	1 U	1 U	1 U	5 U	1 U	5 U	1 U	1 U	10 U
Dibromochloromethane	1 U	1 U	1 U	5 U	1 U	5 U	1 U	1 U	10 U
Ethylbenzene	0.28 J	0.22 J	1 U	5 U	1 U	5 U	0.61 J	0.41 J	10 U
Methylene Chloride	5 U	5 U	5 U	25 U	5 U	25 U	5 U	5 U	50 U
Styrene	1 U	1 U	1 U	5 U	1 U	5 U	1 U	1 U	10 U
Tetrachloroethene	1 U	1 U	1 U	5 U	0.27 J	5 U	2.3 =	1 U	10 U
Toluene	1.4 U	1.2 U	1 U	5 U	1 U	5 U	1.6 U	2.1 =	10 U
Trichloroethene	0.48 J	4.6 =	1 U	457 =	818 =	476 =	1.3 =	1 U	122 =
Vinyl Chloride	1 U	1 U	1 U	5 U	1 U	5 U	1 U	1 U	10 U
Xylenes, Total	1.2 J	0.54 J	3 U	15 U	3 U	15 U	1.8 J	2.1 J	30 U

MCA Barracks, Hunter Army Airfield
Groundwater Analytical Results (November/December 2001)

Station:	XX-22		XX-22		XX-22		XX-23		XX-23		XX-23		XX-24		XX-24		XX-24	
Sample ID:	XX2212		XX2222		XX2232		XX2312		XX2322		XX2332		XX2412		XX2422		XX2432	
Sample Interval (ft BGS)	26.5 - 28.5		29.5 - 31.5		34.0 - 36.0		27.0 - 29.0		37.0 - 39.0		45.0 - 47.0		29.0 - 31.0		39.0 - 41.0		44.0 - 46.0	
Sample Date:	9-Nov-01		9-Nov-01		9-Nov-01		10-Nov-01		10-Nov-01		10-Nov-01		9-Nov-01		9-Nov-01		9-Nov-01	
Units:	(ug/L)		(ug/L)		(ug/L)		(ug/L)		(ug/L)		(ug/L)		(ug/L)		(ug/L)		(ug/L)	
1,1,1-Trichloroethane	1	U	1	U	1	U	1	U	1	U	1	U	1	U	1	U	1	U
1,1,2,2-Tetrachloroethane	1	U	1	U	1	U	1	U	1	U	1	U	1	U	1	U	1	U
1,1,2-Trichloroethane	1	U	1	U	1	U	1	U	1	U	1	U	1	U	1	U	1	U
1,1-Dichloroethane	1	U	1	U	0.25	J	1	U	1	U	1	U	1	U	1	U	1	U
1,1-Dichloroethene	3.4	=	1	U	2.4	=	1	U	1	U	1	U	1	U	1	U	1	U
1,2-Dichloroethane	1	U	1	U	1	U	1	U	1	U	1	U	1	U	1	U	1	U
1,2-Dichloroethene	148	=	15.8	=	85.7	=	0.78	J	2.6	=	2	U	2	U	2	U	2	U
1,2-Dichloropropane	1	U	1	U	1	U	1	U	1	U	1	U	1	U	1	U	1	U
1,3-cis-Dichloropropene	1	U	1	U	1	U	1	U	1	U	1	U	1	U	1	U	1	U
1,3-trans-Dichloropropene	1	U	1	U	1	U	1	U	1	U	1	U	1	U	1	U	1	U
2-Butanone	5	U	11.6	=	5	U	2	J	5	U	5	U	5	U	5	U	5	U
2-Hexanone	5	U	5	U	5	U	5	U	5	U	5	U	5	U	5	U	5	U
4-Methyl-2-pentanone	5	U	5	U	5	U	5	U	1.6	J	5	U	5	U	5	U	5	U
Acetone	5	U	54.8	=	4	J	8.2	=	13.6	=	17.1	=	4.1	J	4.1	J	3.9	J
Benzene	1	U	0.65	J	1	U	1	U	0.3	J	1	U	1	U	1	U	1	U
Bromodichloromethane	1	U	1	U	1	U	1	U	1	U	1	U	1	U	1	U	1	U
Bromoform	1	U	1	U	1	U	1	U	1	U	1	U	1	U	1	U	1	U
Bromomethane	1	U	1	U	1	U	1	U	1	U	1	U	1	U	1	U	1	U
Carbon Disulfide	5	U	5	U	5	U	5	U	5	U	5	U	5	U	5	U	5	U
Carbon Tetrachloride	1	U	1	U	1	U	1	U	1	U	1	U	1	U	1	U	1	U
Chlorobenzene	1	U	1	U	1	U	1	U	1	U	1	U	1	U	1	U	1	U
Chloroethane	1	U	1	U	1	U	1	U	1	U	1	U	1	U	1	U	1	U
Chloroform	1	U	1	U	1	U	1	U	1	U	1	U	1	U	1	U	1	U
Chloromethane	1	U	1	U	1	U	1	U	1	U	1	U	0.61	J	1	U	1	U
Dibromochloromethane	1	U	1	U	1	U	1	U	1	U	1	U	1	U	1	U	1	U
Ethylbenzene	1	U	1	U	1	U	1	U	1	U	1	U	1	U	1	U	1	U
Methylene Chloride	5	U	5	U	5	U	5	U	5	U	5	U	5	U	5	U	5	U
Styrene	1	U	1	U	1	U	1	U	1	U	1	U	1	U	1	U	1	U
Tetrachloroethene	1	U	1	U	1	U	1	U	1	U	1	U	1	U	1	U	1	U
Toluene	1	U	1.5	=	1	U	0.18	J	1	U	1	U	1	U	1	U	1	U
Trichloroethene	1040	=	26.7	=	511	=	0.68	J	1	U	1	U	1	U	1	U	1	U
Vinyl Chloride	1	U	1	U	1	U	1	U	1	U	1	U	1	U	1	U	1	U
Xylenes, Total	3	U	3	U	3	U	3	U	3	U	3	U	3	U	3	U	3	U

MCA Barracks, Hunter Army Airfield
Groundwater Analytical Results (November/December 2001)

Station:	XX-25		XX-25		XX-25		XX-26		XX-26		XX-26	
Sample ID:	XX2512		XX2522		XX2532		XX2612		XX2622		XX2632	
Sample Interval (ft BGS)	29.0 - 31.0		35.0 - 37.0		43.0 - 45.0		23.7 - 28.7		29.9 - 34.8		37.4 - 42.3	
Sample Date:	10-Nov-01		10-Nov-01		10-Nov-01		16-Dec-01		16-Dec-01		16-Dec-01	
Units:	(ug/L)		(ug/L)		(ug/L)		(ug/L)		(ug/L)		(ug/L)	
1,1,1-Trichloroethane	1	U	1	U	1	U	1	U	1	U	1	U
1,1,2,2-Tetrachloroethane	1	U	1	U	1	U	1	U	1	U	1	U
1,1,2-Trichloroethane	1	U	1	U	1	U	1	U	1	U	1	U
1,1-Dichloroethane	1	U	1	U	1	U	1	U	1	U	1	U
1,1-Dichloroethene	0.66	J	0.73	J	1	U	1	U	1	U	1	U
1,2-Dichloroethane	1	U	1	U	1	U	1	U	1	U	1	U
1,2-Dichloroethene	61.4	=	68.4	=	2	U	1.8	J	2.3	=	1.6	J
1,2-Dichloropropane	1	U	1	U	1	U	1	U	1	U	1	U
1,3-cis-Dichloropropene	1	U	1	U	1	U	1	U	1	U	1	U
1,3-trans-Dichloropropene	1	U	1	U	1	U	1	U	1	U	1	U
2-Butanone	5	U	5	U	5	U	5	U	5	U	5	U
2-Hexanone	5	U	5	U	5	U	5	U	5	U	5	U
4-Methyl-2-pentanone	5	U	5	U	5	U	5	U	5	U	5	U
Acetone	4.4	J	3.6	J	2.3	J	102	=	26.2	U	5	U
Benzene	1	U	1	U	1	U	1	U	1	U	1	U
Bromodichloromethane	1	U	1	U	1	U	1	U	1	U	1	U
Bromoform	1	U	1	U	1	U	1	U	1	U	1	U
Bromomethane	1	U	1	U	1	U	1	U	1	U	1	U
Carbon Disulfide	5	U	5	U	5	U	5	U	5	U	5	U
Carbon Tetrachloride	1	U	1	U	1	U	1	U	1	U	1	U
Chlorobenzene	1	U	1	U	1	U	1	U	1	U	1	U
Chloroethane	1	U	1	U	1	U	1	U	1	U	1	U
Chloroform	1	U	1	U	1	U	1	U	1	U	1	U
Chloromethane	1	U	0.44	J	1	U	1	U	1	U	1	U
Dibromochloromethane	1	U	1	U	1	U	1	U	1	U	1	U
Ethylbenzene	1	U	1	U	1	U	1	U	1	U	1	U
Methylene Chloride	5	U	5	U	5	U	5	U	5	U	5	U
Styrene	1	U	1	U	1	U	1	U	1	U	1	U
Tetrachloroethene	1	U	1	U	1	U	0.55	J	1	U	1	U
Toluene	1	U	1	U	1	U	1	U	1	U	1	U
Trichloroethene	272	=	91.8	=	1	U	9.5	=	17.8	=	10.3	=
Vinyl Chloride	1	U	1	U	1	U	1	U	1	U	1	U
Xylenes, Total	3	U	3	U	3	U	3	U	3	U	3	U

MCA Barracks, Hunter Army Airfield
Well Construction Details

Well Number	Date Installed	Vertical Profile Boring Depth (ft BGS)	Monitoring Well Screened Interval (ft BGS)	Type of Completion	Coordinates (NAD 88)		Ground Surface Elevation (NAVD 88)	Top of Casing Elevation (NAVD 88)
					Northing	Easting		
XX-01	09/26/99	50.0	n/a	vertical profile	[a]	[a]	[a]	n/a
XX-02	09/26/99	50.0	n/a	vertical profile	739166.18	975948.07	29.3	n/a
XX-03	09/26/99	50.0	n/a	vertical profile	[a]	[a]	[a]	n/a
XX-04	02/20/00	47.0	1.9 - 11.9	vertical profile with adjacent 3/4" PVC shallow well	740076.23	974419.25	17.4	17.01
XX-05	02/20/00	50.0	1.8 - 11.8	vertical profile with adjacent 3/4" PVC shallow well	740032.12	974478.08	18.6	18.21
XX-06	02/20/00	49.0	1.9 - 11.9	vertical profile with adjacent 3/4" PVC shallow well	739891.71	974320.00	21.3	20.67
XX-07	02/19/00	48.0	1.8 - 11.8	vertical profile with adjacent 3/4" PVC shallow well	739821.73	974229.57	20.3	20.06
XX-08	02/18/00	51.5	3.0 - 13.0	vertical profile with adjacent 3/4" PVC shallow well	739548.31	974463.18	30.8	30.42
XX-09	02/19/00	48.0	2.0 - 12.0	vertical profile with adjacent 3/4" PVC shallow well	739770.06	974491.86	24.9	24.63
XX-10	02/18/00	50.0	2.0 - 12.0	vertical profile with adjacent 3/4" PVC shallow well	739786.94	974793.53	20.9	20.55
XX-11	02/17/00	49.5	2.0 - 12.0	vertical profile with adjacent 3/4" PVC shallow well	739600.48	975047.86	25.2	24.84
XX-12	02/17/00	50.0	2.0 - 12.0	vertical profile with adjacent 3/4" PVC shallow well	739366.36	975068.38	30.7	30.43
XX-13	02/17/00	45.0	1.8 - 11.8	vertical profile with adjacent 3/4" PVC shallow well	739591.50	975251.09	22.6	22.49
XX-14	02/16/00	47.5	1.8 - 11.8	vertical profile with adjacent 3/4" PVC shallow well	739335.49	975361.69	27.8	27.62
XX-15	02/18/00	50.0	1.9 - 11.9	vertical profile with adjacent 3/4" PVC shallow well	739374.30	975548.33	26.7	26.49

[a] location destroyed before survey was complete

MCA Barracks, Hunter Army Airfield
Well Construction Details

Well Number	Date Installed	Vertical Profile Boring Depth (ft BGS)	Monitoring Well Screened Interval (ft BGS)	Type of Completion	Coordinates (NAD 88)		Ground Surface Elevation (NAVD 88)	Top of Casing Elevation (NAVD 88)
					Northing	Easting		
XX-16	12/04/01	46.0	40.0 - 45.0	vertical profile, overdrilled to install 2" PVC well	a	a	a	a
XX-17	12/05/01	46.0	40.0 - 45.0	vertical profile, overdrilled to install 2" PVC well	739573.51	975618.53	21.6	21.28
XX-18	12/05/01	45.0	40.0 - 45.0	vertical profile, overdrilled to install 2" PVC well	739102.02	975231.61	29.9	29.57
XX-19	12/05/01	43.0	37.0 - 42.0	vertical profile, overdrilled to install 2" PVC well	738640.80	975467.18	36.2	35.8
XX-20	12/04/01	43.0	37.0 - 42.0	vertical profile, overdrilled to install 2" PVC well	738880.77	975842.20	33.5	33.26
XX-21	12/05/01	47.0	42.9 - 47.9	vertical profile, overdrilled to install 2" PVC well	738379.40	975678.68	37.71	37.31
XX-22	12/05/01	36.0	26.0 - 31.0	vertical profile, overdrilled to install 2" PVC well	738821.20	976581.78	25.3	25.17
XX-23	12/05/01	45.0	41.4 - 46.4	vertical profile, overdrilled to install 2" PVC well	738492.94	976533.77	34.9	34.59
XX-24	12/04/01	46.0	36.8 - 41.8	vertical profile, overdrilled to install 2" PVC well	737978.60	976526.52	36.0	35.77
XX-25	12/04/01	47.0	29.0 - 34.0	vertical profile, overdrilled to install 2" PVC well	738171.47	976833.25	33.7	33.51
XX-26 (1-S)	12/05/01	n/a	23.7 - 28.7	vertical profile, overdrilled to install 2" PVC well	739351.16	975861.58	26.4	26.16
XX-26 (2-M)	12/05/01	n/a	29.9 - 34.8	vertical profile, overdrilled to install 2" PVC well	739350.94	975861.69	26.4	26.21
XX-26 (3-D)	12/05/01	n/a	37.4 - 42.3	vertical profile, overdrilled to install 2" PVC well	739350.94	975861.39	26.4	26.15

[a] location destroyed before survey was complete

MCA Barracks, Hunter Army Airfield
Groundwater Elevations

Well Number	Date Measured	Ground Surface Elevation (NAVD 88)	Top of Casing Elevation (NAVD 88)	Screened Interval (ft BGS)	Depth to Water (ft BGS)	Groundwater Elevation (ft AMSL)
XX-04	03/30/00	17.4	17.01	1.9 - 11.9	3.77	13.24
XX-05	03/30/00	18.6	18.21	1.8 - 11.8	4.78	13.43
XX-06	03/30/00	21.3	20.67	1.9 - 11.9	4.14	16.53
XX-07	03/30/00	20.3	20.06	1.8 - 11.8	2.03	18.03
XX-08	03/30/00	30.8	30.42	3.0 - 13.0	7.59	22.83
XX-09	03/30/00	24.9	24.63	2.0 - 12.0	4.08	20.55
XX-10	03/30/00	20.9	20.55	2.0 - 12.0	2.40	18.15
XX-11	03/30/00	25.2	24.84	2.0 - 12.0	4.85	19.99
XX-12	03/30/00	30.7	30.43	2.0 - 12.0	6.55	23.88
XX-13	03/30/00	22.6	22.49	1.8 - 11.8	2.74	19.75
XX-14	03/30/00	27.8	27.62	1.8 - 11.8	4.06	23.56
XX-15	03/30/00	26.7	26.49	1.9 - 11.9	4.73	21.76

ANALYTICAL DATA

LABORATORY ANALYTICAL REPORTS
FOR SEPTEMBER 1999 AND FEBRUARY 2000
ARE PRESENTED IN DATA PACKAGE #1
FOR PRELIMINARY ASSESSMENT REPORT (APRIL 2000)

LABORATORY RESULTS

November/December 2001

1A
VOLATILE ORGANICS ANALYSIS DATA SHEET

EPA SAMPLE NO.

XX1612

Lab Name: GENERAL ENGINEERING LABOR Contract: N/A

Lab Code: N/A Case No.: N/A SAS No.: N/A SDG No.: 51871

Matrix: (soil/water) WATER Lab Sample ID: 51871002

Sample wt/vol: 5.000 (g/ml) ML Lab File ID: 2J331

Level: (low/med) LOW Date Received: 11/12/01

% Moisture: not dec. _____ Date Analyzed: 11/14/01

GC Column: DB-624 ID: 0.25 (mm) Dilution Factor: 1.0

Soil Extract Volume: _____(uL) Soil Aliquot Volume: _____(uL

CAS NO.	COMPOUND	CONCENTRATION UNITS: (ug/L or ug/Kg) UG/L	Q	
74-87-3	Chloromethane	1.0	U	u
75-01-4	Vinyl chloride	1.0	U	
74-83-9	Bromomethane	1.0	U	
75-00-3	Chloroethane	1.0	U	
75-35-4	1,1-Dichloroethylene	1.0	U	
67-64-1	Acetone	5.5		u F04, F07
75-15-0	Carbon disulfide	5.0	U	u
75-09-2	Methylene chloride	5 ~~1.9~~	JB	u F01, F06
75-34-3	1,1-Dichloroethane	1.0	U	u
78-93-3	2-Butanone	5.0	U	
540-59-0	1,2-Dichloroethylene (total)	2.0	U	
67-66-3	Chloroform	1.0	U	
71-55-6	1,1,1-Trichloroethane	1.0	U	
56-23-5	Carbon tetrachloride	1.0	U	
107-06-2	1,2-Dichloroethane	1.0	U	
71-43-2	Benzene	1.0	U	
79-01-6	Trichloroethylene	1.0	U	
78-87-5	1,2-Dichloropropane	1.0	U	
75-27-4	Bromodichloromethane	1.0	U	
10061-01-5	cis-1,3-Dichloropropylene	1.0	U	
108-10-1	4-Methyl-2-pentanone	5.0	U	
108-88-3	Toluene	1.0	U	
10061-02-6	trans-1,3-Dichloropropylene	1.0	U	
79-00-5	1,1,2-Trichloroethane	1.0	U	
591-78-6	2-Hexanone	5.0	U	
127-18-4	Tetrachloroethylene	1.0	U	
124-48-1	Dibromochloromethane	1.0	U	
108-90-7	Chlorobenzene	1.0	U	
100-41-4	Ethylbenzene	1.0	U	
1330-20-7	Xylenes (total)	3.0	U	
100-42-5	Styrene	1.0	U	
75-25-2	Bromoform	1.0	U	
79-34-5	1,1,2,2-Tetrachloroethane	1.0	U	

FORM I VOA OLM03.0

DATA VALIDATION COPY

1A
VOLATILE ORGANICS ANALYSIS DATA SHEET

EPA SAMPLE NO.

XX1622

Lab Name: GENERAL ENGINEERING LABOR Contract: N/A

Lab Code: N/A Case No.: N/A SAS No.: N/A SDG No.: 51871

Matrix: (soil/water) WATER Lab Sample ID: 51871003

Sample wt/vol: 5.000 (g/ml) ML Lab File ID: 2J332

Level: (low/med) LOW Date Received: 11/12/01

% Moisture: not dec. _____ Date Analyzed: 11/14/01

GC Column: DB-624 ID: 0.25 (mm) Dilution Factor: 1.0

Soil Extract Volume: _____ (uL) Soil Aliquot Volume: _____ (uL

CAS NO.	COMPOUND	CONCENTRATION UNITS: (ug/L or ug/Kg) UG/L	Q	
74-87-3	Chloromethane	1.0	U	u
75-01-4	Vinyl chloride	1.0	U	
74-83-9	Bromomethane	1.0	U	
75-00-3	Chloroethane	1.0	U	
75-35-4	1,1-Dichloroethylene	1.0	U	
67-64-1	Acetone	5.0		u F04,F06
75-15-0	Carbon disulfide	5.0	U	u
75-09-2	Methylene chloride	5 ~~1.4~~	JB	U F01,F06
75-34-3	1,1-Dichloroethane	1.0	U	u
78-93-3	2-Butanone	5.0	U	
540-59-0	1,2-Dichloroethylene (total)	2.0	U	
67-66-3	Chloroform	1.0	U	
71-55-6	1,1,1-Trichloroethane	1.0	U	
56-23-5	Carbon tetrachloride	1.0	U	
107-06-2	1,2-Dichloroethane	1.0	U	
71-43-2	Benzene	1.0	U	
79-01-6	Trichloroethylene	1.0	U	
78-87-5	1,2-Dichloropropane	1.0	U	
75-27-4	Bromodichloromethane	1.0	U	
10061-01-5	cis-1,3-Dichloropropylene	1.0	U	
108-10-1	4-Methyl-2-pentanone	5.0	U	
108-88-3	Toluene	1.0	U	
10061-02-6	trans-1,3-Dichloropropylene	1.0	U	
79-00-5	1,1,2-Trichloroethane	1.0	U	
591-78-6	2-Hexanone	5.0	U	
127-18-4	Tetrachloroethylene	1.0	U	
124-48-1	Dibromochloromethane	1.0	U	
108-90-7	Chlorobenzene	1.0	U	
100-41-4	Ethylbenzene	1.0	U	
1330-20-7	Xylenes (total)	3.0	U	
100-42-5	Styrene	1.0	U	
75-25-2	Bromoform	1.0	U	
79-34-5	1,1,2,2-Tetrachloroethane	1.0	U	

FORM I VOA OLM03.0

DATA VALIDATION COPY

1A
VOLATILE ORGANICS ANALYSIS DATA SHEET

EPA SAMPLE NO.

XX1632

Lab Name: GENERAL ENGINEERING LABOR Contract: N/A

Lab Code: N/A Case No.: N/A SAS No.: N/A SDG No.: 51871

Matrix: (soil/water) WATER Lab Sample ID: 51871004

Sample wt/vol: 5.000 (g/ml) ML Lab File ID: 2J333

Level: (low/med) LOW Date Received: 11/12/01

% Moisture: not dec. _____ Date Analyzed: 11/14/01

GC Column: DB-624 ID: 0.25 (mm) Dilution Factor: 1.0

Soil Extract Volume: _____ (uL) Soil Aliquot Volume: _____ (uL

CAS NO.	COMPOUND	CONCENTRATION UNITS: (ug/L or ug/Kg) UG/L	Q	
74-87-3	Chloromethane	1.0	U	U
75-01-4	Vinyl chloride	1.0	U	
74-83-9	Bromomethane	1.0	U	
75-00-3	Chloroethane	1.0	U	
75-35-4	1,1-Dichloroethylene	1.0	U	
67-64-1	Acetone	5.3		U F04, F07
75-15-0	Carbon disulfide	5.0	U	U
75-09-2	Methylene chloride	5 ~~1.4~~	JB	U F01, F06
75-34-3	1,1-Dichloroethane	1.0	U	U
78-93-3	2-Butanone	5.0	U	
540-59-0	1,2-Dichloroethylene (total)	2.0	U	
67-66-3	Chloroform	1.0	U	
71-55-6	1,1,1-Trichloroethane	1.0	U	
56-23-5	Carbon tetrachloride	1.0	U	
107-06-2	1,2-Dichloroethane	1.0	U	
71-43-2	Benzene	1.0	U	
79-01-6	Trichloroethylene	1.0	U	
78-87-5	1,2-Dichloropropane	1.0	U	
75-27-4	Bromodichloromethane	1.0	U	
10061-01-5	cis-1,3-Dichloropropylene	1.0	U	
108-10-1	4-Methyl-2-pentanone	5.0	U	
108-88-3	Toluene	1.0	U	
10061-02-6	trans-1,3-Dichloropropylene	1.0	U	
79-00-5	1,1,2-Trichloroethane	1.0	U	
591-78-6	2-Hexanone	5.0	U	
127-18-4	Tetrachloroethylene	1.0	U	
124-48-1	Dibromochloromethane	1.0	U	
108-90-7	Chlorobenzene	1.0	U	
100-41-4	Ethylbenzene	1.0	U	
1330-20-7	Xylenes (total)	3.0	U	
100-42-5	Styrene	1.0	U	
75-25-2	Bromoform	1.0	U	
79-34-5	1,1,2,2-Tetrachloroethane	1.0	U	

FORM I VOA

OLM03.0

DATA VALIDATION COPY

1A
VOLATILE ORGANICS ANALYSIS DATA SHEET

EPA SAMPLE NO.

XX1712

Lab Name: GENERAL ENGINEERING LABOR Contract: N/A

Lab Code: N/A Case No.: N/A SAS No.: N/A SDG No.: 51871

Matrix: (soil/water) WATER Lab Sample ID: 51871005

Sample wt/vol: 5.000 (g/ml) ML Lab File ID: 2J334

Level: (low/med) LOW Date Received: 11/12/01

% Moisture: not dec. _____ Date Analyzed: 11/14/01

GC Column: DB-624 ID: 0.25 (mm) Dilution Factor: 1.0

Soil Extract Volume: _____ (uL) Soil Aliquot Volume: _____ (uL

CAS NO.	COMPOUND	CONCENTRATION UNITS: (ug/L or ug/Kg) UG/L		Q
74-87-3	Chloromethane	1.0	U	U
75-01-4	Vinyl chloride	1.0	U	
74-83-9	Bromomethane	1.0	U	
75-00-3	Chloroethane	1.0	U	
75-35-4	1,1-Dichloroethylene	1.0	U	
67-64-1	Acetone	53.1		U F04,F07
75-15-0	Carbon disulfide	5.0	U	U
75-09-2	Methylene chloride	5 ~~1.1~~	JB	U F01,F06
75-34-3	1,1-Dichloroethane	1.0	U	U
78-93-3	2-Butanone	7.7		U F04,F07
540-59-0	1,2-Dichloroethylene (total)	2.0	U	U
67-66-3	Chloroform	1.0	U	U
71-55-6	1,1,1-Trichloroethane	0.62	J	J
56-23-5	Carbon tetrachloride	1.0	U	U
107-06-2	1,2-Dichloroethane	1.0	U	
71-43-2	Benzene	1.0	U	
79-01-6	Trichloroethylene	1.0	U	
78-87-5	1,2-Dichloropropane	1.0	U	
75-27-4	Bromodichloromethane	1.0	U	
10061-01-5	cis-1,3-Dichloropropylene	1.0	U	
108-10-1	4-Methyl-2-pentanone	5.0	U	
108-88-3	Toluene	1.0 0 ~~.30~~	J	U F04,F06
10061-02-6	trans-1,3-Dichloropropylene	1.0	U	U
79-00-5	1,1,2-Trichloroethane	1.0	U	
591-78-6	2-Hexanone	5.0	U	
127-18-4	Tetrachloroethylene	1.0	U	
124-48-1	Dibromochloromethane	1.0	U	
108-90-7	Chlorobenzene	1.0	U	
100-41-4	Ethylbenzene	1.0	U	
1330-20-7	Xylenes (total)	3.0	U	
100-42-5	Styrene	1.0	U	
75-25-2	Bromoform	1.0	U	
79-34-5	1,1,2,2-Tetrachloroethane	1.0	U	

FORM I VOA

OLM03.0

DATA VALIDATION COPY

1A
VOLATILE ORGANICS ANALYSIS DATA SHEET

EPA SAMPLE NO.

XX1722

Lab Name: GENERAL ENGINEERING LABOR Contract: N/A

Lab Code: N/A Case No.: N/A SAS No.: N/A SDG No.: 51871

Matrix: (soil/water) WATER Lab Sample ID: 51871006

Sample wt/vol: 5.000 (g/ml) ML Lab File ID: 2J413

Level: (low/med) LOW Date Received: 11/10/01

% Moisture: not dec. _____ Date Analyzed: 11/15/01

GC Column: DB-624 ID: 0.25 (mm) Dilution Factor: 1.0

Soil Extract Volume: _____(uL) Soil Aliquot Volume: _____(uL

CAS NO.	COMPOUND	CONCENTRATION UNITS: (ug/L or ug/Kg) UG/L	Q	
74-87-3	Chloromethane	1.0	U	U
75-01-4	Vinyl chloride	1.0	U	
74-83-9	Bromomethane	1.0	U	
75-00-3	Chloroethane	1.0	U	
75-35-4	1,1-Dichloroethylene	1.0	U	
67-64-1	Acetone	13.5	B	U F01,F07
75-15-0	Carbon disulfide	5.0	U	U
75-09-2	Methylene chloride	5.0	U	
75-34-3	1,1-Dichloroethane	1.0	U	
78-93-3	2-Butanone	5 ~~2.0~~	J	U F04,F06
540-59-0	1,2-Dichloroethylene (total)	0.45	J	J
67-66-3	Chloroform	1.0	U	U
71-55-6	1,1,1-Trichloroethane	1.0	U	
56-23-5	Carbon tetrachloride	1.0	U	
107-06-2	1,2-Dichloroethane	1.0	U	
71-43-2	Benzene	1.0	U	
79-01-6	Trichloroethylene	3.4		=
78-87-5	1,2-Dichloropropane	1.0	U	U
75-27-4	Bromodichloromethane	1.0	U	
10061-01-5	cis-1,3-Dichloropropylene	1.0	U	
108-10-1	4-Methyl-2-pentanone	5.0	U	
108-88-3	Toluene	1.0 ~~0.59~~	J	U F04,F06
10061-02-6	trans-1,3-Dichloropropylene	1.0	U	U
79-00-5	1,1,2-Trichloroethane	1.0	U	
591-78-6	2-Hexanone	5.0	U	
127-18-4	Tetrachloroethylene	1.0	U	
124-48-1	Dibromochloromethane	1.0	U	
108-90-7	Chlorobenzene	1.0	U	
100-41-4	Ethylbenzene	0.74	J	J
1330-20-7	Xylenes (total)	3.0	U	U
100-42-5	Styrene	1.0	U	
75-25-2	Bromoform	1.0	U	
79-34-5	1,1,2,2-Tetrachloroethane	1.0	U	

FORM I VOA OLM03.0

DATA VALIDATION COPY

1A
VOLATILE ORGANICS ANALYSIS DATA SHEET

EPA SAMPLE NO.

XX1812

Lab Name: GENERAL ENGINEERING LABOR Contract: N/A

Lab Code: N/A Case No.: N/A SAS No.: N/A SDG No.: 51871

Matrix: (soil/water) WATER Lab Sample ID: 51871007

Sample wt/vol: 5.000 (g/ml) ML Lab File ID: 2J335

Level: (low/med) LOW Date Received: 11/12/01

% Moisture: not dec. _____ Date Analyzed: 11/14/01

GC Column: DB-624 ID: 0.25 (mm) Dilution Factor: 1.0

Soil Extract Volume: _____(uL) Soil Aliquot Volume: _____(uL

CAS NO.	COMPOUND	CONCENTRATION UNITS: (ug/L or ug/Kg) UG/L	Q	
74-87-3	Chloromethane	1.0	U	U
75-01-4	Vinyl chloride	1.0	U	
74-83-9	Bromomethane	1.0	U	
75-00-3	Chloroethane	1.0	U	
75-35-4	1,1-Dichloroethylene	1.0	U	
67-64-1	Acetone	12.0		U F04, F07
75-15-0	Carbon disulfide	5.0	U	U
75-09-2	Methylene chloride	5 ~~1.6~~	JB	U F01, F06
75-34-3	1,1-Dichloroethane	1.0	U	U
78-93-3	2-Butanone	5 ~~2.0~~	J	U F04, F06
540-59-0	1,2-Dichloroethylene (total)	100		=
67-66-3	Chloroform	1.0	U	U
71-55-6	1,1,1-Trichloroethane	1.0	U	
56-23-5	Carbon tetrachloride	1.0	U	
107-06-2	1,2-Dichloroethane	1.0	U	
71-43-2	Benzene	0.56	J	J
79-01-6	Trichloroethylene	5.1		=
78-87-5	1,2-Dichloropropane	1.0	U	U
75-27-4	Bromodichloromethane	1.0	U	
10061-01-5	cis-1,3-Dichloropropylene	1.0	U	
108-10-1	4-Methyl-2-pentanone	5.0	U	
108-88-3	Toluene	1.0 ~~0.35~~	J	U F04, F06
10061-02-6	trans-1,3-Dichloropropylene	1.0	U	U
79-00-5	1,1,2-Trichloroethane	1.0	U	
591-78-6	2-Hexanone	5.0	U	
127-18-4	Tetrachloroethylene	1.0	U	
124-48-1	Dibromochloromethane	1.0	U	
108-90-7	Chlorobenzene	1.0	U	
100-41-4	Ethylbenzene	1.0	U	
1330-20-7	Xylenes (total)	3.0	U	
100-42-5	Styrene	1.0	U	
75-25-2	Bromoform	1.0	U	
79-34-5	1,1,2,2-Tetrachloroethane	1.0	U	

FORM I VOA

DATA VALIDATION COPY

OLM03.0

1A
VOLATILE ORGANICS ANALYSIS DATA SHEET

EPA SAMPLE NO.

XX1822

Lab Name: GENERAL ENGINEERING LABOR Contract: N/A

Lab Code: N/A Case No.: N/A SAS No.: N/A SDG No.: 51871

Matrix: (soil/water) WATER Lab Sample ID: 51871008

Sample wt/vol: 5.000 (g/ml) ML Lab File ID: 2J336

Level: (low/med) LOW Date Received: 11/12/01

% Moisture: not dec. _____ Date Analyzed: 11/14/01

GC Column: DB-624 ID: 0.25 (mm) Dilution Factor: 1.0

Soil Extract Volume: _____(uL) Soil Aliquot Volume: _____(uL

CAS NO.	COMPOUND	CONCENTRATION UNITS: (ug/L or ug/Kg) UG/L	Q	
74-87-3	Chloromethane	1.0	U	U
75-01-4	Vinyl chloride	1.0	U	
74-83-9	Bromomethane	1.0	U	
75-00-3	Chloroethane	1.0	U	
75-35-4	1,1-Dichloroethylene	1.0	U	
67-64-1	Acetone	20.0		U F04,F07
75-15-0	Carbon disulfide	5.0	U	U
75-09-2	Methylene chloride	5 ~~1.8~~	JB	U F01,F06
75-34-3	1,1-Dichloroethane	1.0	U	U
78-93-3	2-Butanone	5 ~~3.7~~	J	U F04,F06
540-59-0	1,2-Dichloroethylene (total)	37.7		
67-66-3	Chloroform	1.0	U	U
71-55-6	1,1,1-Trichloroethane	1.0	U	
56-23-5	Carbon tetrachloride	1.0	U	
107-06-2	1,2-Dichloroethane	1.0	U	
71-43-2	Benzene	1.0	U	
79-01-6	Trichloroethylene	1.0	U	
78-87-5	1,2-Dichloropropane	1.0	U	
75-27-4	Bromodichloromethane	1.0	U	
10061-01-5	cis-1,3-Dichloropropylene	1.0	U	
108-10-1	4-Methyl-2-pentanone	5.0	U	
108-88-3	Toluene	1.2		U F04,F07
10061-02-6	trans-1,3-Dichloropropylene	1.0	U	U
79-00-5	1,1,2-Trichloroethane	1.0	U	
591-78-6	2-Hexanone	5.0	U	
127-18-4	Tetrachloroethylene	1.0	U	
124-48-1	Dibromochloromethane	1.0	U	
108-90-7	Chlorobenzene	1.0	U	
100-41-4	Ethylbenzene	1.0	U	
1330-20-7	Xylenes (total)	3.0	U	
100-42-5	Styrene	1.0	U	
75-25-2	Bromoform	1.0	U	
79-34-5	1,1,2,2-Tetrachloroethane	1.0	U	

FORM I VOA OLM03.0

DATA VALIDATION COPY

LA

VOLATILE ORGANICS ANALYSIS DATA SHEET

EPA SAMPLE NO.

XX1832

Lab Name: GENERAL ENGINEERING LABOR Contract: N/A

Lab Code: N/A Case No.: N/A SAS No.: N/A SDG No.: 51871

Matrix: (soil/water) WATER Lab Sample ID: 51871009

Sample wt/vol: 5.000 (g/ml) ML Lab File ID: 2J337

Level: (low/med) LOW Date Received: 11/12/01

% Moisture: not dec. _____ Date Analyzed: 11/15/01

GC Column: DB-624 ID: 0.25 (mm) Dilution Factor: 1.0

Soil Extract Volume: _____(uL) Soil Aliquot Volume: _____(uL

CAS NO.	COMPOUND	CONCENTRATION UNITS: (ug/L or ug/Kg) UG/L	Q	
74-87-3	Chloromethane	1.0	U	U
75-01-4	Vinyl chloride	1.0	U	
74-83-9	Bromomethane	1.0	U	
75-00-3	Chloroethane	1.0	U	
75-35-4	1,1-Dichloroethylene	1.0	U	
67-64-1	Acetone	5.6		U F04,F07
75-15-0	Carbon disulfide	5.0	U	U
75-09-2	Methylene chloride	5 ~~1.2~~	JB	U F01,F06
75-34-3	1,1-Dichloroethane	1.0	U	U
78-93-3	2-Butanone	5.0	U	
540-59-0	1,2-Dichloroethylene (total)	2.0	U	
67-66-3	Chloroform	1.0	U	
71-55-6	1,1,1-Trichloroethane	1.0	U	
56-23-5	Carbon tetrachloride	1.0	U	
107-06-2	1,2-Dichloroethane	1.0	U	
71-43-2	Benzene	1.0	U	
79-01-6	Trichloroethylene	1.0	U	
78-87-5	1,2-Dichloropropane	1.0	U	
75-27-4	Bromodichloromethane	1.0	U	
10061-01-5	cis-1,3-Dichloropropylene	1.0	U	
108-10-1	4-Methyl-2-pentanone	5.0	U	
108-88-3	Toluene	1.0	U	
10061-02-6	trans-1,3-Dichloropropylene	1.0	U	
79-00-5	1,1,2-Trichloroethane	1.0	U	
591-78-6	2-Hexanone	5.0	U	
127-18-4	Tetrachloroethylene	1.0	U	
124-48-1	Dibromochloromethane	1.0	U	
108-90-7	Chlorobenzene	1.0	U	
100-41-4	Ethylbenzene	1.0	U	
1330-20-7	Xylenes (total)	3.0	U	
100-42-5	Styrene	1.0	U	
75-25-2	Bromoform	1.0	U	
79-34-5	1,1,2,2-Tetrachloroethane	1.0	U	

DUPLICATE

1A
VOLATILE ORGANICS ANALYSIS DATA SHEET

EPA SAMPLE NO.

XX1834

Lab Name: GENERAL ENGINEERING LABOR Contract: N/A

Lab Code: N/A Case No.: N/A SAS No.: N/A SDG No.: 51871

Matrix: (soil/water) WATER Lab Sample ID: 51871010

Sample wt/vol: 5.000 (g/ml) ML Lab File ID: 2J338

Level: (low/med) LOW Date Received: 11/12/01

% Moisture: not dec. _____ Date Analyzed: 11/15/01

GC Column: DB-624 ID: 0.25 (mm) Dilution Factor: 1.0

Soil Extract Volume: _____ (uL) Soil Aliquot Volume: _____ (uL

CAS NO.	COMPOUND	CONCENTRATION UNITS: (ug/L or ug/Kg) UG/L	Q	
74-87-3	Chloromethane	1.0	U	U
75-01-4	Vinyl chloride	1.0	U	
74-83-9	Bromomethane	1.0	U	
75-00-3	Chloroethane	1.0	U	
75-35-4	1,1-Dichloroethylene	1.0	U	
67-64-1	Acetone	5.8		U F04,F07
75-15-0	Carbon disulfide	5.0	U	U
75-09-2	Methylene chloride	5 ~~1.5~~	JB	U F01,F06
75-34-3	1,1-Dichloroethane	1.0	U	U
78-93-3	2-Butanone	5.0	U	
540-59-0	1,2-Dichloroethylene (total)	2.0	U	
67-66-3	Chloroform	1.0	U	
71-55-6	1,1,1-Trichloroethane	1.0	U	
56-23-5	Carbon tetrachloride	1.0	U	
107-06-2	1,2-Dichloroethane	1.0	U	
71-43-2	Benzene	1.0	U	
79-01-6	Trichloroethylene	1.0	U	
78-87-5	1,2-Dichloropropane	1.0	U	
75-27-4	Bromodichloromethane	1.0	U	
10061-01-5	cis-1,3-Dichloropropylene	1.0	U	
108-10-1	4-Methyl-2-pentanone	5.0	U	
108-88-3	Toluene	1.0	U	
10061-02-6	trans-1,3-Dichloropropylene	1.0	U	
79-00-5	1,1,2-Trichloroethane	1.0	U	
591-78-6	2-Hexanone	5.0	U	
127-18-4	Tetrachloroethylene	1.0	U	
124-48-1	Dibromochloromethane	1.0	U	
108-90-7	Chlorobenzene	1.0	U	
100-41-4	Ethylbenzene	1.0	U	
1330-20-7	Xylenes (total)	3.0	U	
100-42-5	Styrene	1.0	U	
75-25-2	Bromoform	1.0	U	
79-34-5	1,1,2,2-Tetrachloroethane	1.0	U	

FORM I VOA OLM03.0

DATA VALIDATION COPY

1A
VOLATILE ORGANICS ANALYSIS DATA SHEET

EPA SAMPLE NO.

XX1912

Lab Name: GENERAL ENGINEERING LABOR Contract: N/A

Lab Code: N/A Case No.: N/A SAS No.: N/A SDG No.: 51871

Matrix: (soil/water) WATER Lab Sample ID: 51871014

Sample wt/vol: 5.000 (g/ml) ML Lab File ID: 2J414

Level: (low/med) LOW Date Received: 11/10/01

% Moisture: not dec. _____ Date Analyzed: 11/15/01

GC Column: DB-624 ID: 0.25 (mm) Dilution Factor: 1.0

Soil Extract Volume: _____ (uL) Soil Aliquot Volume: _____ (uL

CAS NO.	COMPOUND	CONCENTRATION UNITS: (ug/L or ug/Kg) UG/L	Q	
74-87-3	Chloromethane	1.0	U	U
75-01-4	Vinyl chloride	1.0	U	
74-83-9	Bromomethane	1.0	U	
75-00-3	Chloroethane	1.0	U	
75-35-4	1,1-Dichloroethylene	1.0	U	
67-64-1	Acetone	11.4	B	U F01,F07
75-15-0	Carbon disulfide	5.0	U	U
75-09-2	Methylene chloride	5.0	U	U
75-34-3	1,1-Dichloroethane	0.36	J	J
78-93-3	2-Butanone	5 ~~2.1~~	J	U F04,F06
540-59-0	1,2-Dichloroethylene (total)	23.1		
67-66-3	Chloroform	1.0	U	U
71-55-6	1,1,1-Trichloroethane	1.0	U	
56-23-5	Carbon tetrachloride	1.0	U	
107-06-2	1,2-Dichloroethane	1.0	U	
71-43-2	Benzene	0.58	J	J
79-01-6	Trichloroethylene	0.48	J	J
78-87-5	1,2-Dichloropropane	1.0	U	U
75-27-4	Bromodichloromethane	1.0	U	
10061-01-5	cis-1,3-Dichloropropylene	1.0	U	
108-10-1	4-Methyl-2-pentanone	5.0	U	
108-88-3	Toluene	1.4		U F04,F07
10061-02-6	trans-1,3-Dichloropropylene	1.0	U	U
79-00-5	1,1,2-Trichloroethane	1.0	U	
591-78-6	2-Hexanone	5.0	U	
127-18-4	Tetrachloroethylene	1.0	U	
124-48-1	Dibromochloromethane	1.0	U	
108-90-7	Chlorobenzene	1.0	U	
100-41-4	Ethylbenzene	0.28	J	J
1330-20-7	Xylenes (total)	1.2	J	J
100-42-5	Styrene	1.0	U	U
75-25-2	Bromoform	1.0	U	
79-34-5	1,1,2,2-Tetrachloroethane	1.0	U	

FORM I VOA OLM03.0

DATA VALIDATION COPY

1A
VOLATILE ORGANICS ANALYSIS DATA SHEET

EPA SAMPLE NO.

XX1922

Lab Name: GENERAL ENGINEERING LABOR Contract: N/A

Lab Code: N/A Case No.: N/A SAS No.: N/A SDG No.: 51871

Matrix: (soil/water) WATER Lab Sample ID: 51871015

Sample wt/vol: 5.000 (g/ml) ML Lab File ID: 2J341

Level: (low/med) LOW Date Received: 11/12/01

% Moisture: not dec. _____ Date Analyzed: 11/15/01

GC Column: DB-624 ID: 0.25 (mm) Dilution Factor: 1.0

Soil Extract Volume: _____ (uL) Soil Aliquot Volume: _____ (uL

CAS NO.	COMPOUND	CONCENTRATION UNITS: (ug/L or ug/Kg) UG/L	Q	
74-87-3	Chloromethane	1.0	U	U
75-01-4	Vinyl chloride	1.0	U	
74-83-9	Bromomethane	1.0	U	
75-00-3	Chloroethane	1.0	U	
75-35-4	1,1-Dichloroethylene	1.0	U	
67-64-1	Acetone	6.5		U F01, F07
75-15-0	Carbon disulfide	5.0	U	U
75-09-2	Methylene chloride	5 ~~1.8~~	JB	U F01, F06
75-34-3	1,1-Dichloroethane	1.0	U	U
78-93-3	2-Butanone	5.0	U	U
540-59-0	1,2-Dichloroethylene (total)	2.3		=
67-66-3	Chloroform	1.0	U	U
71-55-6	1,1,1-Trichloroethane	1.0	U	
56-23-5	Carbon tetrachloride	1.0	U	
107-06-2	1,2-Dichloroethane	1.0	U	
71-43-2	Benzene	1.0	U	
79-01-6	Trichloroethylene	4.6		=
78-87-5	1,2-Dichloropropane	1.0	U	U
75-27-4	Bromodichloromethane	1.0	U	
10061-01-5	cis-1,3-Dichloropropylene	1.0	U	
108-10-1	4-Methyl-2-pentanone	5.0	U	
108-88-3	Toluene	1.2		U F04, F07
10061-02-6	trans-1,3-Dichloropropylene	1.0	U	U
79-00-5	1,1,2-Trichloroethane	1.0	U	
591-78-6	2-Hexanone	5.0	U	
127-18-4	Tetrachloroethylene	1.0	U	
124-48-1	Dibromochloromethane	1.0	U	
108-90-7	Chlorobenzene	1.0	U	
100-41-4	Ethylbenzene	0.22	J	J
1330-20-7	Xylenes (total)	0.54	J	J
100-42-5	Styrene	1.0	U	U
75-25-2	Bromoform	1.0	U	
79-34-5	1,1,2,2-Tetrachloroethane	1.0	U	

FORM I VOA OLM03.0

DATA VALIDATION COPY

1A
VOLATILE ORGANICS ANALYSIS DATA SHEET

EPA SAMPLE NO.

XX1932

Lab Name: GENERAL ENGINEERING LABOR Contract: N/A

Lab Code: N/A Case No.: N/A SAS No.: N/A SDG No.: 51871

Matrix: (soil/water) WATER Lab Sample ID: 51871016

Sample wt/vol: 5.000 (g/ml) ML Lab File ID: 2J415

Level: (low/med) LOW Date Received: 11/10/01

% Moisture: not dec. _____ Date Analyzed: 11/15/01

GC Column: DB-624 ID: 0.25 (mm) Dilution Factor: 1.0

Soil Extract Volume: _____(uL) Soil Aliquot Volume: _____(uL

CAS NO.	COMPOUND	CONCENTRATION UNITS: (ug/L or ug/Kg) UG/L	Q	
74-87-3	Chloromethane	1.0	U	U
75-01-4	Vinyl chloride	1.0	U	
74-83-9	Bromomethane	1.0	U	
75-00-3	Chloroethane	1.0	U	
75-35-4	1,1-Dichloroethylene	1.0	U	
67-64-1	Acetone	9.2	B	U F01,F07
75-15-0	Carbon disulfide	5.0	U	U
75-09-2	Methylene chloride	5.0	U	
75-34-3	1,1-Dichloroethane	1.0	U	
78-93-3	2-Butanone	5.0	U	
540-59-0	1,2-Dichloroethylene (total)	2.0	U	
67-66-3	Chloroform	1.0	U	
71-55-6	1,1,1-Trichloroethane	1.0	U	
56-23-5	Carbon tetrachloride	1.0	U	
107-06-2	1,2-Dichloroethane	1.0	U	
71-43-2	Benzene	1.0	U	
79-01-6	Trichloroethylene	1.0	U	
78-87-5	1,2-Dichloropropane	1.0	U	
75-27-4	Bromodichloromethane	1.0	U	
10061-01-5	cis-1,3-Dichloropropylene	1.0	U	
108-10-1	4-Methyl-2-pentanone	5.0	U	
108-88-3	Toluene	1.0 ~~0.32~~	J	U F04,F06
10061-02-6	trans-1,3-Dichloropropylene	1.0	U	U
79-00-5	1,1,2-Trichloroethane	1.0	U	
591-78-6	2-Hexanone	5.0	U	
127-18-4	Tetrachloroethylene	1.0	U	
124-48-1	Dibromochloromethane	1.0	U	
108-90-7	Chlorobenzene	1.0	U	
100-41-4	Ethylbenzene	1.0	U	
1330-20-7	Xylenes (total)	3.0	U	
100-42-5	Styrene	1.0	U	
75-25-2	Bromoform	1.0	U	
79-34-5	1,1,2,2-Tetrachloroethane	1.0	U	

DATA VALIDATION COPY

1A
VOLATILE ORGANICS ANALYSIS DATA SHEET

EPA SAMPLE NO.

XX2012

Lab Name: GENERAL ENGINEERING LABOR Contract: N/A

Lab Code: N/A Case No.: N/A SAS No.: N/A SDG No.: 51871

Matrix: (soil/water) WATER Lab Sample ID: 51871011

Sample wt/vol: 5.000 (g/ml) ML Lab File ID: 2J411

Level: (low/med) LOW Date Received: 11/10/01

% Moisture: not dec. _____ Date Analyzed: 11/15/01

GC Column: DB-624 ID: 0.25 (mm) Dilution Factor: 5.0

Soil Extract Volume: _____(uL) Soil Aliquot Volume: _____(uL

CAS NO.	COMPOUND	CONCENTRATION UNITS: (ug/L or ug/Kg) UG/L	Q	
74-87-3	Chloromethane	5.0	U	u
75-01-4	Vinyl chloride	5.0	U	
74-83-9	Bromomethane	5.0	U	
75-00-3	Chloroethane	5.0	U	
75-35-4	1,1-Dichloroethylene	5.0	U	
67-64-1	Acetone	26.1	B	u F01,F07
75-15-0	Carbon disulfide	25.0	U	u
75-09-2	Methylene chloride	25.0	U	
75-34-3	1,1-Dichloroethane	5.0	U	
78-93-3	2-Butanone	25.0	U	
540-59-0	1,2-Dichloroethylene (total)	16.8		=
67-66-3	Chloroform	5.0	U	u
71-55-6	1,1,1-Trichloroethane	5.0	U	
56-23-5	Carbon tetrachloride	5.0	U	
107-06-2	1,2-Dichloroethane	5.0	U	
71-43-2	Benzene	5.0	U	
79-01-6	Trichloroethylene	457		=
78-87-5	1,2-Dichloropropane	5.0	U	u
75-27-4	Bromodichloromethane	5.0	U	
10061-01-5	cis-1,3-Dichloropropylene	5.0	U	
108-10-1	4-Methyl-2-pentanone	25.0	U	
108-88-3	Toluene	5.0	U	
10061-02-6	trans-1,3-Dichloropropylene	5.0	U	
79-00-5	1,1,2-Trichloroethane	5.0	U	
591-78-6	2-Hexanone	25.0	U	
127-18-4	Tetrachloroethylene	5.0	U	
124-48-1	Dibromochloromethane	5.0	U	
108-90-7	Chlorobenzene	5.0	U	
100-41-4	Ethylbenzene	5.0	U	
1330-20-7	Xylenes (total)	15.0	U	
100-42-5	Styrene	5.0	U	
75-25-2	Bromoform	5.0	U	
79-34-5	1,1,2,2-Tetrachloroethane	5.0	U	

FORM I VOA

OLM03.0

DATA VALIDATION COPY

1A
VOLATILE ORGANICS ANALYSIS DATA SHEET

EPA SAMPLE NO.

XX2022

Lab Name: GENERAL ENGINEERING LABOR Contract: N/A

Lab Code: N/A Case No.: N/A SAS No.: N/A SDG No.: 51871

Matrix: (soil/water) WATER Lab Sample ID: 51871012

Sample wt/vol: 5.000 (g/ml) ML Lab File ID: 2J339

Level: (low/med) LOW Date Received: 11/12/01

% Moisture: not dec. _____ Date Analyzed: 11/15/01

GC Column: DB-624 ID: 0.25 (mm) Dilution Factor: 1.0

Soil Extract Volume: _____ (uL) Soil Aliquot Volume: _____ (uL

USE

CAS NO.	COMPOUND	CONCENTRATION UNITS: (ug/L or ug/Kg) UG/L		Q	
74-87-3	Chloromethane		1.0	U	U
75-01-4	Vinyl chloride		1.0	U	↓
74-83-9	Bromomethane		1.0	U	↓
75-00-3	Chloroethane		1.0	U	↓
75-35-4	1,1-Dichloroethylene		1.0		=
67-64-1	Acetone		6.4		U F04, F07
75-15-0	Carbon disulfide		5.0	U	U
75-09-2	Methylene chloride	5	~~1.0~~	JB	U F01, F06
75-34-3	1,1-Dichloroethane		1.0	U	U
78-93-3	2-Butanone		5.0	U	U
540-59-0	1,2-Dichloroethylene (total)		29.8		=
67-66-3	Chloroform		1.0	U	U
71-55-6	1,1,1-Trichloroethane		1.0	U	↓
56-23-5	Carbon tetrachloride		1.0	U	↓
107-06-2	1,2-Dichloroethane		1.0	U	↓
71-43-2	Benzene		0.55	J	J
79-01-6	Trichloroethylene	818	~~826~~ ~~2~~	D	=
78-87-5	1,2-Dichloropropane		1.0	U	U
75-27-4	Bromodichloromethane		1.0	U	↓
10061-01-5	cis-1,3-Dichloropropylene		1.0	U	↓
108-10-1	4-Methyl-2-pentanone		5.0	U	↓
108-88-3	Toluene	1.0	0 ~~.35~~	J	U F04, F06
10061-02-6	trans-1,3-Dichloropropylene		1.0	U	U
79-00-5	1,1,2-Trichloroethane		1.0	U	↓
591-78-6	2-Hexanone		5.0	U	↓
127-18-4	Tetrachloroethylene		0.27	J	J
124-48-1	Dibromochloromethane		1.0	U	U
108-90-7	Chlorobenzene		1.0	U	↓
100-41-4	Ethylbenzene		1.0	U	↓
1330-20-7	Xylenes (total)		3.0	U	↓
100-42-5	Styrene		1.0	U	↓
75-25-2	Bromoform		1.0	U	↓
79-34-5	1,1,2,2-Tetrachloroethane		1.0	U	↓

FORM I VOA OLM03.0

DATA VALIDATION COPY

1A
VOLATILE ORGANICS ANALYSIS DATA SHEET

EPA SAMPLE NO.

XX2032

Lab Name: GENERAL ENGINEERING LABOR Contract: N/A

Lab Code: N/A Case No.: N/A SAS No.: N/A SDG No.: 51871

Matrix: (soil/water) WATER Lab Sample ID: 51871013

Sample wt/vol: 5.000 (g/ml) ML Lab File ID: 2J412

Level: (low/med) LOW Date Received: 11/10/01

% Moisture: not dec. _____ Date Analyzed: 11/15/01

GC Column: DB-624 ID: 0.25 (mm) Dilution Factor: 5.0

Soil Extract Volume: _____ (uL) Soil Aliquot Volume: _____ (uL

USE

CAS NO.	COMPOUND	CONCENTRATION UNITS: (ug/L or ug/Kg) UG/L		Q	
74-87-3	Chloromethane		5.0	U	U
75-01-4	Vinyl chloride		5.0	U	
74-83-9	Bromomethane		5.0	U	
75-00-3	Chloroethane		5.0	U	
75-35-4	1,1-Dichloroethylene		5.0	U	
67-64-1	Acetone		32.6	B	U F01, F07
75-15-0	Carbon disulfide		25.0	U	U
75-09-2	Methylene chloride		25.0	U	
75-34-3	1,1-Dichloroethane		5.0	U	
78-93-3	2-Butanone		25.0	U	
540-59-0	1,2-Dichloroethylene (total)		50.0		=
67-66-3	Chloroform		5.0	U	U
71-55-6	1,1,1-Trichloroethane		5.0	U	
56-23-5	Carbon tetrachloride		5.0	U	
107-06-2	1,2-Dichloroethane		5.0	U	
71-43-2	Benzene		1.9	J	5
79-01-6	Trichloroethylene	476	~~581~~	~~E~~ D	=
78-87-5	1,2-Dichloropropane		5.0	U	U
75-27-4	Bromodichloromethane		5.0	U	
10061-01-5	cis-1,3-Dichloropropylene		5.0	U	
108-10-1	4-Methyl-2-pentanone		25.0	U	
108-88-3	Toluene	5	~~1.9~~	J	U F04, F06
10061-02-6	trans-1,3-Dichloropropylene		5.0	U	
79-00-5	1,1,2-Trichloroethane		5.0	U	U
591-78-6	2-Hexanone		25.0	U	
127-18-4	Tetrachloroethylene		5.0	U	
124-48-1	Dibromochloromethane		5.0	U	
108-90-7	Chlorobenzene		5.0	U	
100-41-4	Ethylbenzene		5.0	U	
1330-20-7	Xylenes (total)		15.0	U	
100-42-5	Styrene		5.0	U	
75-25-2	Bromoform		5.0	U	
79-34-5	1,1,2,2-Tetrachloroethane		5.0	U	

1A
VOLATILE ORGANICS ANALYSIS DATA SHEET

EPA SAMPLE NO.

XX2112

Lab Name: GENERAL ENGINEERING LABOR Contract: N/A

Lab Code: N/A Case No.: N/A SAS No.: N/A SDG No.: 51871

Matrix: (soil/water) WATER Lab Sample ID: 51871017

Sample wt/vol: 5.000 (g/ml) ML Lab File ID: 2J416

Level: (low/med) LOW Date Received: 11/10/01

% Moisture: not dec. _____ Date Analyzed: 11/15/01

GC Column: DB-624 ID: 0.25 (mm) Dilution Factor: 1.0

Soil Extract Volume: _____(uL) Soil Aliquot Volume: _____(uL

CAS NO.	COMPOUND	CONCENTRATION UNITS: (ug/L or ug/Kg) UG/L	Q	
74-87-3	Chloromethane	1.0	U	U
75-01-4	Vinyl chloride	1.0	U	
74-83-9	Bromomethane	1.0	U	
75-00-3	Chloroethane	1.0	U	
75-35-4	1,1-Dichloroethylene	1.0	U	
67-64-1	Acetone	10.7	B	U F01,F07
75-15-0	Carbon disulfide	5.0	U	U
75-09-2	Methylene chloride	5.0	U	
75-34-3	1,1-Dichloroethane	1.0	U	
78-93-3	2-Butanone	5 ~~2.0~~	J	U F04,F06
540-59-0	1,2-Dichloroethylene (total)	2.2		U
67-66-3	Chloroform	1.0	U	U
71-55-6	1,1,1-Trichloroethane	1.0	U	
56-23-5	Carbon tetrachloride	1.0	U	
107-06-2	1,2-Dichloroethane	1.0	U	
71-43-2	Benzene	0.39	J	J
79-01-6	Trichloroethylene	1.3		U
78-87-5	1,2-Dichloropropane	1.0	U	U
75-27-4	Bromodichloromethane	1.0	U	
10061-01-5	cis-1,3-Dichloropropylene	1.0	U	
108-10-1	4-Methyl-2-pentanone	5.0	U	
108-88-3	Toluene	1.6		U F04,F07
10061-02-6	trans-1,3-Dichloropropylene	1.0	U	U
79-00-5	1,1,2-Trichloroethane	1.0	U	
591-78-6	2-Hexanone	5.0	U	
127-18-4	Tetrachloroethylene	2.3		U
124-48-1	Dibromochloromethane	1.0	U	U
108-90-7	Chlorobenzene	1.0	U	U
100-41-4	Ethylbenzene	0.61	J	J
1330-20-7	Xylenes (total)	1.8	J	J
100-42-5	Styrene	1.0	U	U
75-25-2	Bromoform	1.0	U	
79-34-5	1,1,2,2-Tetrachloroethane	1.0	U	

1A
VOLATILE ORGANICS ANALYSIS DATA SHEET

EPA SAMPLE NO.

XX2122

Lab Name: GENERAL ENGINEERING LABOR Contract: N/A

Lab Code: N/A Case No.: N/A SAS No.: N/A SDG No.: 51871

Matrix: (soil/water) WATER Lab Sample ID: 51871018

Sample wt/vol: 5.000 (g/ml) ML Lab File ID: 2J342

Level: (low/med) LOW Date Received: 11/12/01

% Moisture: not dec. _____ Date Analyzed: 11/15/01

GC Column: DB-624 ID: 0.25 (mm) Dilution Factor: 1.0

Soil Extract Volume: _____(uL) Soil Aliquot Volume: _____(uL

CAS NO.	COMPOUND	CONCENTRATION UNITS: (ug/L or ug/Kg) UG/L	Q	
74-87-3	Chloromethane	1.0	U	u
75-01-4	Vinyl chloride	1.0	U	
74-83-9	Bromomethane	1.0	U	
75-00-3	Chloroethane	1.0	U	
75-35-4	1,1-Dichloroethylene	1.0	U	
67-64-1	Acetone	5.8		u F04, F07
75-15-0	Carbon disulfide	5.0	U	u
75-09-2	Methylene chloride	5 ~~1.6~~	JB	U F01, F06
75-34-3	1,1-Dichloroethane	1.0	U	u
78-93-3	2-Butanone	5.0	U	
540-59-0	1,2-Dichloroethylene (total)	2.0	U	
67-66-3	Chloroform	1.0	U	
71-55-6	1,1,1-Trichloroethane	1.0	U	
56-23-5	Carbon tetrachloride	1.0	U	
107-06-2	1,2-Dichloroethane	1.0	U	
71-43-2	Benzene	1.0	U	
79-01-6	Trichloroethylene	1.0	U	
78-87-5	1,2-Dichloropropane	1.0	U	
75-27-4	Bromodichloromethane	1.0	U	
10061-01-5	cis-1,3-Dichloropropylene	1.0	U	
108-10-1	4-Methyl-2-pentanone	5.0	U	
108-88-3	Toluene	2.1		= F04, F08
10061-02-6	trans-1,3-Dichloropropylene	1.0	U	u
79-00-5	1,1,2-Trichloroethane	1.0	U	
591-78-6	2-Hexanone	5.0	U	
127-18-4	Tetrachloroethylene	1.0	U	
124-48-1	Dibromochloromethane	1.0	U	
108-90-7	Chlorobenzene	1.0	U	
100-41-4	Ethylbenzene	0.41	J	J
1330-20-7	Xylenes (total)	2.1	J	J
100-42-5	Styrene	1.0	U	u
75-25-2	Bromoform	1.0	U	
79-34-5	1,1,2,2-Tetrachloroethane	1.0	U	

FORM I VOA OLM03.0

1A
VOLATILE ORGANICS ANALYSIS DATA SHEET

EPA SAMPLE NO.

XX2132

Lab Name: GENERAL ENGINEERING LABOR Contract: N/A

Lab Code: N/A Case No.: N/A SAS No.: N/A SDG No.: 51871

Matrix: (soil/water) WATER Lab Sample ID: 51871019

Sample wt/vol: 5.000 (g/ml) ML Lab File ID: 2J349

Level: (low/med) LOW Date Received: 11/12/01

% Moisture: not dec. _____ Date Analyzed: 11/15/01

GC Column: DB-624 ID: 0.25 (mm) Dilution Factor: 10.0

Soil Extract Volume: _____ (uL) Soil Aliquot Volume: _____ (uL

CAS NO.	COMPOUND	CONCENTRATION UNITS: (ug/L or ug/Kg) UG/L	Q	
74-87-3	Chloromethane	10.0	U	
75-01-4	Vinyl chloride	10.0	U	U
74-83-9	Bromomethane	10.0	U	
75-00-3	Chloroethane	10.0	U	
75-35-4	1,1-Dichloroethylene	10.0	U	
67-64-1	Acetone	50.0	U	
75-15-0	Carbon disulfide	50.0	U	
75-09-2	Methylene chloride	50 ~~49.2~~	JB	U F01,F06
75-34-3	1,1-Dichloroethane	10.0	U	U
78-93-3	2-Butanone	50.0	U	U
540-59-0	1,2-Dichloroethylene (total)	636		=
67-66-3	Chloroform	10.0	U	U
71-55-6	1,1,1-Trichloroethane	10.0	U	
56-23-5	Carbon tetrachloride	10.0	U	
107-06-2	1,2-Dichloroethane	10.0	U	
71-43-2	Benzene	10.0	U	
79-01-6	Trichloroethylene	122		=
78-87-5	1,2-Dichloropropane	10.0	U	U
75-27-4	Bromodichloromethane	10.0	U	
10061-01-5	cis-1,3-Dichloropropylene	10.0	U	
108-10-1	4-Methyl-2-pentanone	50.0	U	
108-88-3	Toluene	10 ~~3.0~~	J	U F04,F06
10061-02-6	trans-1,3-Dichloropropylene	10.0	U	U
79-00-5	1,1,2-Trichloroethane	10.0	U	
591-78-6	2-Hexanone	50.0	U	
127-18-4	Tetrachloroethylene	10.0	U	
124-48-1	Dibromochloromethane	10.0	U	
108-90-7	Chlorobenzene	10.0	U	
100-41-4	Ethylbenzene	10.0	U	
1330-20-7	Xylenes (total)	30.0	U	
100-42-5	Styrene	10.0	U	
75-25-2	Bromoform	10.0	U	
79-34-5	1,1,2,2-Tetrachloroethane	10.0	U	

FORM I VOA OLM03.0

DATA VALIDATION COPY

1A
VOLATILE ORGANICS ANALYSIS DATA SHEET

EPA SAMPLE NO.

XX2212

Lab Name: GENERAL ENGINEERING LABOR Contract: N/A

Lab Code: N/A Case No.: N/A SAS No.: N/A SDG No.: 51871

Matrix: (soil/water) WATER Lab Sample ID: 51871020

Sample wt/vol: 5.000 (g/ml) ML Lab File ID: 2J343

Level: (low/med) LOW Date Received: 11/12/01

% Moisture: not dec. _____ Date Analyzed: 11/15/01

GC Column: DB-624 ID: 0.25 (mm) Dilution Factor: 1.0

Soil Extract Volume: _____(uL) Soil Aliquot Volume: _____(uL

U 5Q

CAS NO.	COMPOUND	CONCENTRATION UNITS: (ug/L or ug/Kg) UG/L			Q
74-87-3	Chloromethane		1.0	U	U
75-01-4	Vinyl chloride		1.0	U	
74-83-9	Bromomethane		1.0	U	
75-00-3	Chloroethane		1.0	U	
75-35-4	1,1-Dichloroethylene		3.4		=
67-64-1	Acetone	5	~~4.8~~	J	U F04, F06
75-15-0	Carbon disulfide		5.0	U	U
75-09-2	Methylene chloride	5	~~1.9~~	JB	U F01, F06
75-34-3	1,1-Dichloroethane		1.0	U	U
78-93-3	2-Butanone		5.0	U	U
540-59-0	1,2-Dichloroethylene (total)		148		=
67-66-3	Chloroform		1.0	U	U
71-55-6	1,1,1-Trichloroethane		1.0	U	
56-23-5	Carbon tetrachloride		1.0	U	
107-06-2	1,2-Dichloroethane		1.0	U	
71-43-2	Benzene		1.0	U	
79-01-6	Trichloroethylene	1040	~~970~~	~~E~~ D	=
78-87-5	1,2-Dichloropropane		1.0	U	U
75-27-4	Bromodichloromethane		1.0	U	
10061-01-5	cis-1,3-Dichloropropylene		1.0	U	
108-10-1	4-Methyl-2-pentanone		5.0	U	
108-88-3	Toluene	1.0	~~0.24~~	J	U F04, F06
10061-02-6	trans-1,3-Dichloropropylene		1.0	U	U
79-00-5	1,1,2-Trichloroethane		1.0	U	
591-78-6	2-Hexanone		5.0	U	
127-18-4	Tetrachloroethylene		1.0	U	
124-48-1	Dibromochloromethane		1.0	U	
108-90-7	Chlorobenzene		1.0	U	
100-41-4	Ethylbenzene		1.0	U	
1330-20-7	Xylenes (total)		3.0	U	
100-42-5	Styrene		1.0	U	
75-25-2	Bromoform		1.0	U	
79-34-5	1,1,2,2-Tetrachloroethane		1.0	U	

1A
VOLATILE ORGANICS ANALYSIS DATA SHEET

EPA SAMPLE NO.

XX2222

Lab Name: GENERAL ENGINEERING LABOR Contract: N/A

Lab Code: N/A Case No.: N/A SAS No.: N/A SDG No.: 51875

Matrix: (soil/water) WATER Lab Sample ID: 51875001

Sample wt/vol: 5.000 (g/ml) ML Lab File ID: 8J431

Level: (low/med) LOW Date Received: 11/10/01

% Moisture: not dec. _____ Date Analyzed: 11/15/01

GC Column: DB-624 ID: 0.25 (mm) Dilution Factor: 1.0

Soil Extract Volume: _____(uL) Soil Aliquot Volume: _____(uL

CAS NO.	COMPOUND	CONCENTRATION UNITS: (ug/L or ug/Kg) UG/L	Q
74-87-3	Chloromethane	1.0	U
75-01-4	Vinyl chloride	1.0	U
74-83-9	Bromomethane	1.0	U
75-00-3	Chloroethane	1.0	U
75-35-4	1,1-Dichloroethylene	1.0	U
67-64-1	Acetone	54.8	
75-15-0	Carbon disulfide	5.0	U
75-09-2	Methylene chloride	5.0	U
75-34-3	1,1-Dichloroethane	1.0	U
78-93-3	2-Butanone	11.6	
540-59-0	1,2-Dichloroethylene (total)	15.8	
67-66-3	Chloroform	1.0	U
71-55-6	1,1,1-Trichloroethane	1.0	U
56-23-5	Carbon tetrachloride	1.0	U
107-06-2	1,2-Dichloroethane	1.0	U
71-43-2	Benzene	0.65	J
79-01-6	Trichloroethylene	26.7	
78-87-5	1,2-Dichloropropane	1.0	U
75-27-4	Bromodichloromethane	1.0	U
10061-01-5	cis-1,3-Dichloropropylene	1.0	U
108-10-1	4-Methyl-2-pentanone	5.0	U
108-88-3	Toluene	1.5	
10061-02-6	trans-1,3-Dichloropropylene	1.0	U
79-00-5	1,1,2-Trichloroethane	1.0	U
591-78-6	2-Hexanone	5.0	U
127-18-4	Tetrachloroethylene	1.0	U
124-48-1	Dibromochloromethane	1.0	U
108-90-7	Chlorobenzene	1.0	U
100-41-4	Ethylbenzene	1.0	U
1330-20-7	Xylenes (total)	3.0	U
100-42-5	Styrene	1.0	U
75-25-2	Bromoform	1.0	U
79-34-5	1,1,2,2-Tetrachloroethane	1.0	U

FORM I VOA OLM03.0

DATA VALIDATION COPY

1A
VOLATILE ORGANICS ANALYSIS DATA SHEET

EPA SAMPLE NO.

XX2232

Lab Name: GENERAL ENGINEERING LABOR Contract: N/A

Lab Code: N/A Case No.: N/A SAS No.: N/A SDG No.: 51875

Matrix: (soil/water) WATER Lab Sample ID: 51875002

Sample wt/vol: 5.000 (g/ml) ML Lab File ID: 8J432

Level: (low/med) LOW Date Received: 11/10/01

% Moisture: not dec. _____ Date Analyzed: 11/15/01

GC Column: DB-624 ID: 0.25 (mm) Dilution Factor: 1.0

Soil Extract Volume: _____ (uL) Soil Aliquot Volume: _____ (uL

USE

CAS NO.	COMPOUND	CONCENTRATION UNITS: (ug/L or ug/Kg) UG/L	Q	
74-87-3	Chloromethane	1.0	U	u
75-01-4	Vinyl chloride	1.0	U	
74-83-9	Bromomethane	1.0	U	
75-00-3	Chloroethane	1.0	U	
75-35-4	1,1-Dichloroethylene	2.4		4
67-64-1	Acetone	4.0	J	
75-15-0	Carbon disulfide	5.0	U	u
75-09-2	Methylene chloride	5.0	U	4
75-34-3	1,1-Dichloroethane	0.25	J	
78-93-3	2-Butanone	5.0	U	u
540-59-0	1,2-Dichloroethylene (total)	85.7		4
67-66-3	Chloroform	1.0	U	u
71-55-6	1,1,1-Trichloroethane	1.0	U	
56-23-5	Carbon tetrachloride	1.0	U	
107-06-2	1,2-Dichloroethane	1.0	U	
71-43-2	Benzene	1.0	U	
79-01-6	Trichloroethylene	511	~~548~~ ~~Z~~ D	4
78-87-5	1,2-Dichloropropane	1.0	U	u
75-27-4	Bromodichloromethane	1.0	U	
10061-01-5	cis-1,3-Dichloropropylene	1.0	U	
108-10-1	4-Methyl-2-pentanone	5.0	U	
108-88-3	Toluene	1.0	U	
10061-02-6	trans-1,3-Dichloropropylene	1.0	U	
79-00-5	1,1,2-Trichloroethane	1.0	U	
591-78-6	2-Hexanone	5.0	U	
127-18-4	Tetrachloroethylene	1.0	U	
124-48-1	Dibromochloromethane	1.0	U	
108-90-7	Chlorobenzene	1.0	U	
100-41-4	Ethylbenzene	1.0	U	
1330-20-7	Xylenes (total)	3.0	U	
100-42-5	Styrene	1.0	U	
75-25-2	Bromoform	1.0	U	
79-34-5	1,1,2,2-Tetrachloroethane	1.0	U	

FORM I VOA OLM03.0

DATA VALIDATION COPY

1A
VOLATILE ORGANICS ANALYSIS DATA SHEET

EPA SAMPLE NO.

XX2312

Lab Name: GENERAL ENGINEERING LABOR Contract: N/A

Lab Code: N/A Case No.: N/A SAS No.: N/A SDG No.: 51875

Matrix: (soil/water) WATER Lab Sample ID: 51875009

Sample wt/vol: 5.000 (g/ml) ML Lab File ID: 8J439

Level: (low/med) LOW Date Received: 11/10/01

% Moisture: not dec. _____ Date Analyzed: 11/16/01

GC Column: DB-624 ID: 0.25 (mm) Dilution Factor: 1.0

Soil Extract Volume:_____(uL) Soil Aliquot Volume: _____(uL

CAS NO.	COMPOUND	CONCENTRATION UNITS: (ug/L or ug/Kg) UG/L	Q	
74-87-3	Chloromethane	1.0	U	u
75-01-4	Vinyl chloride	1.0	U	
74-83-9	Bromomethane	1.0	U	
75-00-3	Chloroethane	1.0	U	
75-35-4	1,1-Dichloroethylene	1.0	U	
67-64-1	Acetone	8.2		u
75-15-0	Carbon disulfide	5.0	U	
75-09-2	Methylene chloride	5.0	U	
75-34-3	1,1-Dichloroethane	1.0	U	
78-93-3	2-Butanone	2.0	J	hu
540-59-0	1,2-Dichloroethylene (total)	0.78	J	
67-66-3	Chloroform	1.0	U	u
71-55-6	1,1,1-Trichloroethane	1.0	U	
56-23-5	Carbon tetrachloride	1.0	U	
107-06-2	1,2-Dichloroethane	1.0	U	
71-43-2	Benzene	1.0	U	
79-01-6	Trichloroethylene	0.68	J	hu
78-87-5	1,2-Dichloropropane	1.0	U	u
75-27-4	Bromodichloromethane	1.0	U	
10061-01-5	cis-1,3-Dichloropropylene	1.0	U	
108-10-1	4-Methyl-2-pentanone	5.0	U	
108-88-3	Toluene	0.18	J	hu
10061-02-6	trans-1,3-Dichloropropylene	1.0	U	u
79-00-5	1,1,2-Trichloroethane	1.0	U	
591-78-6	2-Hexanone	5.0	U	
127-18-4	Tetrachloroethylene	1.0	U	
124-48-1	Dibromochloromethane	1.0	U	
108-90-7	Chlorobenzene	1.0	U	
100-41-4	Ethylbenzene	1.0	U	
1330-20-7	Xylenes (total)	3.0	U	
100-42-5	Styrene	1.0	U	
75-25-2	Bromoform	1.0	U	
79-34-5	1,1,2,2-Tetrachloroethane	1.0	U	

DATA VALIDATION COPY

1A
VOLATILE ORGANICS ANALYSIS DATA SHEET

EPA SAMPLE NO.

XX2322

Lab Name: GENERAL ENGINEERING LABOR Contract: N/A

Lab Code: N/A Case No.: N/A SAS No.: N/A SDG No.: 51875

Matrix: (soil/water) WATER Lab Sample ID: 51875010

Sample wt/vol: 5.000 (g/ml) ML Lab File ID: 8J511

Level: (low/med) LOW Date Received: 11/10/01

% Moisture: not dec. _____ Date Analyzed: 11/16/01

GC Column: DB-624 ID: 0.25 (mm) Dilution Factor: 1.0

Soil Extract Volume: _____(uL) Soil Aliquot Volume: _____(uL

CAS NO.	COMPOUND	CONCENTRATION UNITS: (ug/L or ug/Kg) UG/L	Q	
74-87-3	Chloromethane	1.0	U	U
75-01-4	Vinyl chloride	1.0	U	
74-83-9	Bromomethane	1.0	U	
75-00-3	Chloroethane	1.0	U	
75-35-4	1,1-Dichloroethylene	1.0	U	
67-64-1	Acetone	13.6		U
75-15-0	Carbon disulfide	5.0	U	U
75-09-2	Methylene chloride	5 ~~1.8~~	JB	U F01,F06
75-34-3	1,1-Dichloroethane	1.0	U	U
78-93-3	2-Butanone	5.0	U	U
540-59-0	1,2-Dichloroethylene (total)	2.6		U
67-66-3	Chloroform	1.0	U	U
71-55-6	1,1,1-Trichloroethane	1.0	U	
56-23-5	Carbon tetrachloride	1.0	U	
107-06-2	1,2-Dichloroethane	1.0	U	
71-43-2	Benzene	0.30	J	b
79-01-6	Trichloroethylene	1.0	U	U
78-87-5	1,2-Dichloropropane	1.0	U	
75-27-4	Bromodichloromethane	1.0	U	
10061-01-5	cis-1,3-Dichloropropylene	1.0	U	
108-10-1	4-Methyl-2-pentanone	1.6	J	b
108-88-3	Toluene	1.0	U	U
10061-02-6	trans-1,3-Dichloropropylene	1.0	U	
79-00-5	1,1,2-Trichloroethane	1.0	U	
591-78-6	2-Hexanone	5.0	U	
127-18-4	Tetrachloroethylene	1.0	U	
124-48-1	Dibromochloromethane	1.0	U	
108-90-7	Chlorobenzene	1.0	U	
100-41-4	Ethylbenzene	1.0	U	
1330-20-7	Xylenes (total)	3.0	U	
100-42-5	Styrene	1.0	U	
75-25-2	Bromoform	1.0	U	
79-34-5	1,1,2,2-Tetrachloroethane	1.0	U	

FORM I VOA OLM03.0

DATA VALIDATION COPY

1A
VOLATILE ORGANICS ANALYSIS DATA SHEET

EPA SAMPLE NO.

XX2332

Lab Name: GENERAL ENGINEERING LABOR Contract: N/A

Lab Code: N/A Case No.: N/A SAS No.: N/A SDG No.: 51875

Matrix: (soil/water) WATER Lab Sample ID: 51875011

Sample wt/vol: 5.000 (g/ml) ML Lab File ID: 8J441

Level: (low/med) LOW Date Received: 11/10/01

% Moisture: not dec. _____ Date Analyzed: 11/16/01

GC Column: DB-624 ID: 0.25 (mm) Dilution Factor: 1.0

Soil Extract Volume: _____ (uL) Soil Aliquot Volume: _____ (uL

CAS NO.	COMPOUND	CONCENTRATION UNITS: (ug/L or ug/Kg) UG/L	Q
74-87-3	Chloromethane	1.0	U
75-01-4	Vinyl chloride	1.0	U
74-83-9	Bromomethane	1.0	U
75-00-3	Chloroethane	1.0	U
75-35-4	1,1-Dichloroethylene	1.0	U
67-64-1	Acetone	17.1	
75-15-0	Carbon disulfide	5.0	U
75-09-2	Methylene chloride	5.0	U
75-34-3	1,1-Dichloroethane	1.0	U
78-93-3	2-Butanone	5.0	U
540-59-0	1,2-Dichloroethylene (total)	2.0	U
67-66-3	Chloroform	1.0	U
71-55-6	1,1,1-Trichloroethane	1.0	U
56-23-5	Carbon tetrachloride	1.0	U
107-06-2	1,2-Dichloroethane	1.0	U
71-43-2	Benzene	1.0	U
79-01-6	Trichloroethylene	1.0	U
78-87-5	1,2-Dichloropropane	1.0	U
75-27-4	Bromodichloromethane	1.0	U
10061-01-5	cis-1,3-Dichloropropylene	1.0	U
108-10-1	4-Methyl-2-pentanone	5.0	U
108-88-3	Toluene	1.0	U
10061-02-6	trans-1,3-Dichloropropylene	1.0	U
79-00-5	1,1,2-Trichloroethane	1.0	U
591-78-6	2-Hexanone	5.0	U
127-18-4	Tetrachloroethylene	1.0	U
124-48-1	Dibromochloromethane	1.0	U
108-90-7	Chlorobenzene	1.0	U
100-41-4	Ethylbenzene	1.0	U
1330-20-7	Xylenes (total)	3.0	U
100-42-5	Styrene	1.0	U
75-25-2	Bromoform	1.0	U
79-34-5	1,1,2,2-Tetrachloroethane	1.0	U

U

FORM I VOA OLM03.0

DATA VALIDATION COPY

1A
VOLATILE ORGANICS ANALYSIS DATA SHEET

EPA SAMPLE NO.

XX2412

Lab Name: GENERAL ENGINEERING LABOR Contract: N/A

Lab Code: N/A Case No.: N/A SAS No.: N/A SDG No.: 51875

Matrix: (soil/water) WATER Lab Sample ID: 51875003

Sample wt/vol: 5.000 (g/ml) ML Lab File ID: 8J507

Level: (low/med) LOW Date Received: 11/10/01

% Moisture: not dec. _____ Date Analyzed: 11/16/01

GC Column: DB-624 ID: 0.25 (mm) Dilution Factor: 1.0

Soil Extract Volume: _____ (uL) Soil Aliquot Volume: _____ (uL

CAS NO.	COMPOUND	CONCENTRATION UNITS: (ug/L or ug/Kg) UG/L	Q	
74-87-3	Chloromethane	0.61	J	J
75-01-4	Vinyl chloride	1.0	U	U
74-83-9	Bromomethane	1.0	U	
75-00-3	Chloroethane	1.0	U	
75-35-4	1,1-Dichloroethylene	1.0	U	
67-64-1	Acetone	4.1	J	J
75-15-0	Carbon disulfide	5.0	U	U
75-09-2	Methylene chloride	5 ~~0.51~~	JB	U F01,F06
75-34-3	1,1-Dichloroethane	1.0	U	U
78-93-3	2-Butanone	5.0	U	
540-59-0	1,2-Dichloroethylene (total)	2.0	U	
67-66-3	Chloroform	1.0	U	
71-55-6	1,1,1-Trichloroethane	1.0	U	
56-23-5	Carbon tetrachloride	1.0	U	
107-06-2	1,2-Dichloroethane	1.0	U	
71-43-2	Benzene	1.0	U	
79-01-6	Trichloroethylene	1.0	U	
78-87-5	1,2-Dichloropropane	1.0	U	
75-27-4	Bromodichloromethane	1.0	U	
10061-01-5	cis-1,3-Dichloropropylene	1.0	U	
108-10-1	4-Methyl-2-pentanone	5.0	U	
108-88-3	Toluene	1.0	U	
10061-02-6	trans-1,3-Dichloropropylene	1.0	U	
79-00-5	1,1,2-Trichloroethane	1.0	U	
591-78-6	2-Hexanone	5.0	U	
127-18-4	Tetrachloroethylene	1.0	U	
124-48-1	Dibromochloromethane	1.0	U	
108-90-7	Chlorobenzene	1.0	U	
100-41-4	Ethylbenzene	1.0	U	
1330-20-7	Xylenes (total)	3.0	U	
100-42-5	Styrene	1.0	U	
75-25-2	Bromoform	1.0	U	
79-34-5	1,1,2,2-Tetrachloroethane	1.0	U	

DATA VALIDATION COPY

1A
VOLATILE ORGANICS ANALYSIS DATA SHEET

EPA SAMPLE NO.

XX2422

Lab Name: GENERAL ENGINEERING LABOR Contract: N/A

Lab Code: N/A Case No.: N/A SAS No.: N/A SDG No.: 51875

Matrix: (soil/water) WATER Lab Sample ID: 51875004

Sample wt/vol: 5.000 (g/ml) ML Lab File ID: 8J434

Level: (low/med) LOW Date Received: 11/10/01

% Moisture: not dec. _____ Date Analyzed: 11/16/01

GC Column: DB-624 ID: 0.25 (mm) Dilution Factor: 1.0

Soil Extract Volume: _____ (uL) Soil Aliquot Volume: _____ (uL

CAS NO.	COMPOUND	CONCENTRATION UNITS: (ug/L or ug/Kg) UG/L	Q
74-87-3	Chloromethane	1.0	U
75-01-4	Vinyl chloride	1.0	U
74-83-9	Bromomethane	1.0	U
75-00-3	Chloroethane	1.0	U
75-35-4	1,1-Dichloroethylene	1.0	U
67-64-1	Acetone	4.1	J
75-15-0	Carbon disulfide	5.0	U
75-09-2	Methylene chloride	5.0	U
75-34-3	1,1-Dichloroethane	1.0	U
78-93-3	2-Butanone	5.0	U
540-59-0	1,2-Dichloroethylene (total)	2.0	U
67-66-3	Chloroform	1.0	U
71-55-6	1,1,1-Trichloroethane	1.0	U
56-23-5	Carbon tetrachloride	1.0	U
107-06-2	1,2-Dichloroethane	1.0	U
71-43-2	Benzene	1.0	U
79-01-6	Trichloroethylene	1.0	U
78-87-5	1,2-Dichloropropane	1.0	U
75-27-4	Bromodichloromethane	1.0	U
10061-01-5	cis-1,3-Dichloropropylene	1.0	U
108-10-1	4-Methyl-2-pentanone	5.0	U
108-88-3	Toluene	1.0	U
10061-02-6	trans-1,3-Dichloropropylene	1.0	U
79-00-5	1,1,2-Trichloroethane	1.0	U
591-78-6	2-Hexanone	5.0	U
127-18-4	Tetrachloroethylene	1.0	U
124-48-1	Dibromochloromethane	1.0	U
108-90-7	Chlorobenzene	1.0	U
100-41-4	Ethylbenzene	1.0	U
1330-20-7	Xylenes (total)	3.0	U
100-42-5	Styrene	1.0	U
75-25-2	Bromoform	1.0	U
79-34-5	1,1,2,2-Tetrachloroethane	1.0	U

u
u

FORM I VOA OLM03.0

DATA VALIDATION COPY

1A
VOLATILE ORGANICS ANALYSIS DATA SHEET

EPA SAMPLE NO.

XX2432

Lab Name: GENERAL ENGINEERING LABOR Contract: N/A

Lab Code: N/A Case No.: N/A SAS No.: N/A SDG No.: 51875

Matrix: (soil/water) WATER Lab Sample ID: 51875005

Sample wt/vol: 5.000 (g/ml) ML Lab File ID: 8J435

Level: (low/med) LOW Date Received: 11/10/01

% Moisture: not dec. _____ Date Analyzed: 11/16/01

GC Column: DB-624 ID: 0.25 (mm) Dilution Factor: 1.0

Soil Extract Volume: _____ (uL) Soil Aliquot Volume: _____ (uL

CAS NO.	COMPOUND	CONCENTRATION UNITS: (ug/L or ug/Kg) UG/L	Q	
74-87-3	Chloromethane	1.0	U	u
75-01-4	Vinyl chloride	1.0	U	
74-83-9	Bromomethane	1.0	U	
75-00-3	Chloroethane	1.0	U	
75-35-4	1,1-Dichloroethylene	1.0	U	
67-64-1	Acetone	3.9	J	J
75-15-0	Carbon disulfide	5.0	U	u
75-09-2	Methylene chloride	5.0	U	
75-34-3	1,1-Dichloroethane	1.0	U	
78-93-3	2-Butanone	5.0	U	
540-59-0	1,2-Dichloroethylene (total)	2.0	U	
67-66-3	Chloroform	1.0	U	
71-55-6	1,1,1-Trichloroethane	1.0	U	
56-23-5	Carbon tetrachloride	1.0	U	
107-06-2	1,2-Dichloroethane	1.0	U	
71-43-2	Benzene	1.0	U	
79-01-6	Trichloroethylene	1.0	U	
78-87-5	1,2-Dichloropropane	1.0	U	
75-27-4	Bromodichloromethane	1.0	U	
10061-01-5	cis-1,3-Dichloropropylene	1.0	U	
108-10-1	4-Methyl-2-pentanone	5.0	U	
108-88-3	Toluene	1.0	U	
10061-02-6	trans-1,3-Dichloropropylene	1.0	U	
79-00-5	1,1,2-Trichloroethane	1.0	U	
591-78-6	2-Hexanone	5.0	U	
127-18-4	Tetrachloroethylene	1.0	U	
124-48-1	Dibromochloromethane	1.0	U	
108-90-7	Chlorobenzene	1.0	U	
100-41-4	Ethylbenzene	1.0	U	
1330-20-7	Xylenes (total)	3.0	U	
100-42-5	Styrene	1.0	U	
75-25-2	Bromoform	1.0	U	
79-34-5	1,1,2,2-Tetrachloroethane	1.0	U	

FORM I VOA OLM03.0

DATA VALIDATION COPY

1A
VOLATILE ORGANICS ANALYSIS DATA SHEET

EPA SAMPLE NO.

XX2512

Lab Name: GENERAL ENGINEERING LABOR Contract: N/A

Lab Code: N/A Case No.: N/A SAS No.: N/A SDG No.: 51875

Matrix: (soil/water) WATER Lab Sample ID: 51875006

Sample wt/vol: 5.000 (g/ml) ML Lab File ID: 8J436

Level: (low/med) LOW Date Received: 11/10/01

% Moisture: not dec. _____ Date Analyzed: 11/16/01

GC Column: DB-624 ID: 0.25 (mm) Dilution Factor: 1.0

Soil Extract Volume: _____ (uL) Soil Aliquot Volume: _____ (uL

Usl

CAS NO.	COMPOUND	CONCENTRATION UNITS: (ug/L or ug/Kg) UG/L		Q	
74-87-3	Chloromethane		1.0	U	U
75-01-4	Vinyl chloride		1.0	U	
74-83-9	Bromomethane		1.0	U	
75-00-3	Chloroethane		1.0	U	
75-35-4	1,1-Dichloroethylene		0.66	J	44
67-64-1	Acetone		4.4	J	
75-15-0	Carbon disulfide		5.0	U	U
75-09-2	Methylene chloride		5.0	U	
75-34-3	1,1-Dichloroethane		1.0	U	
78-93-3	2-Butanone		5.0	U	
540-59-0	1,2-Dichloroethylene (total)		61.4		U
67-66-3	Chloroform		1.0	U	U
71-55-6	1,1,1-Trichloroethane		1.0	U	
56-23-5	Carbon tetrachloride		1.0	U	
107-06-2	1,2-Dichloroethane		1.0	U	
71-43-2	Benzene		1.0	U	
79-01-6	Trichloroethylene	272	~~219~~	~~E~~ D	U
78-87-5	1,2-Dichloropropane		1.0	U	U
75-27-4	Bromodichloromethane		1.0	U	
10061-01-5	cis-1,3-Dichloropropylene		1.0	U	
108-10-1	4-Methyl-2-pentanone		5.0	U	
108-88-3	Toluene		1.0	U	
10061-02-6	trans-1,3-Dichloropropylene		1.0	U	
79-00-5	1,1,2-Trichloroethane		1.0	U	
591-78-6	2-Hexanone		5.0	U	
127-18-4	Tetrachloroethylene		1.0	U	
124-48-1	Dibromochloromethane		1.0	U	
108-90-7	Chlorobenzene		1.0	U	
100-41-4	Ethylbenzene		1.0	U	
1330-20-7	Xylenes (total)		3.0	U	
100-42-5	Styrene		1.0	U	
75-25-2	Bromoform		1.0	U	
79-34-5	1,1,2,2-Tetrachloroethane		1.0	U	

1A
VOLATILE ORGANICS ANALYSIS DATA SHEET

EPA SAMPLE NO.

XX2522

Lab Name: GENERAL ENGINEERING LABOR Contract: N/A

Lab Code: N/A Case No.: N/A SAS No.: N/A SDG No.: 51875

Matrix: (soil/water) WATER Lab Sample ID: 51875007

Sample wt/vol: 5.000 (g/ml) ML Lab File ID: 8J437

Level: (low/med) LOW Date Received: 11/10/01

% Moisture: not dec. _____ Date Analyzed: 11/16/01

GC Column: DB-624 ID: 0.25 (mm) Dilution Factor: 1.0

Soil Extract Volume: _____(uL) Soil Aliquot Volume: _____(uL

Use

CAS NO.	COMPOUND	CONCENTRATION UNITS: (ug/L or ug/Kg) UG/L		Q
74-87-3	Chloromethane		0.44	J
75-01-4	Vinyl chloride		1.0	U
74-83-9	Bromomethane		1.0	U
75-00-3	Chloroethane		1.0	U
75-35-4	1,1-Dichloroethylene		0.73	J
67-64-1	Acetone		3.6	J
75-15-0	Carbon disulfide		5.0	U
75-09-2	Methylene chloride		5.0	U
75-34-3	1,1-Dichloroethane		1.0	U
78-93-3	2-Butanone		5.0	U
540-59-0	1,2-Dichloroethylene (total)		68.4	
67-66-3	Chloroform		1.0	U
71-55-6	1,1,1-Trichloroethane		1.0	U
56-23-5	Carbon tetrachloride		1.0	U
107-06-2	1,2-Dichloroethane		1.0	U
71-43-2	Benzene		1.0	U
79-01-6	Trichloroethylene	91.8	~~110~~	~~E~~ D
78-87-5	1,2-Dichloropropane		1.0	U
75-27-4	Bromodichloromethane		1.0	U
10061-01-5	cis-1,3-Dichloropropylene		1.0	U
108-10-1	4-Methyl-2-pentanone		5.0	U
108-88-3	Toluene		1.0	U
10061-02-6	trans-1,3-Dichloropropylene		1.0	U
79-00-5	1,1,2-Trichloroethane		1.0	U
591-78-6	2-Hexanone		5.0	U
127-18-4	Tetrachloroethylene		1.0	U
124-48-1	Dibromochloromethane		1.0	U
108-90-7	Chlorobenzene		1.0	U
100-41-4	Ethylbenzene		1.0	U
1330-20-7	Xylenes (total)		3.0	U
100-42-5	Styrene		1.0	U
75-25-2	Bromoform		1.0	U
79-34-5	1,1,2,2-Tetrachloroethane		1.0	U

J
U
U
J
U
U
U
U
U
U
U
U
U
U
U
U
U
U
U
U
U
U
U
U
U
U
U
U
U
U

1A
VOLATILE ORGANICS ANALYSIS DATA SHEET

EPA SAMPLE NO.

XX2532

Lab Name: GENERAL ENGINEERING LABOR Contract: N/A

Lab Code: N/A Case No.: N/A SAS No.: N/A SDG No.: 51875

Matrix: (soil/water) WATER Lab Sample ID: 51875008

Sample wt/vol: 5.000 (g/ml) ML Lab File ID: 8J510

Level: (low/med) LOW Date Received: 11/10/01

% Moisture: not dec. _____ Date Analyzed: 11/16/01

GC Column: DB-624 ID: 0.25 (mm) Dilution Factor: 1.0

Soil Extract Volume:_____(uL) Soil Aliquot Volume: _____(uL

CAS NO.	COMPOUND	CONCENTRATION UNITS: (ug/L or ug/Kg) UG/L	Q	
74-87-3	Chloromethane	1.0	U	u
75-01-4	Vinyl chloride	1.0	U	
74-83-9	Bromomethane	1.0	U	
75-00-3	Chloroethane	1.0	U	
75-35-4	1,1-Dichloroethylene	1.0	U	
67-64-1	Acetone	2.3	J	5
75-15-0	Carbon disulfide	5.0	U	u
75-09-2	Methylene chloride	5 ~~1.6~~	JB	u F01,F06
75-34-3	1,1-Dichloroethane	1.0	U	u
78-93-3	2-Butanone	5.0	U	
540-59-0	1,2-Dichloroethylene (total)	2.0	U	
67-66-3	Chloroform	1.0	U	
71-55-6	1,1,1-Trichloroethane	1.0	U	
56-23-5	Carbon tetrachloride	1.0	U	
107-06-2	1,2-Dichloroethane	1.0	U	
71-43-2	Benzene	1.0	U	
79-01-6	Trichloroethylene	1.0	U	
78-87-5	1,2-Dichloropropane	1.0	U	
75-27-4	Bromodichloromethane	1.0	U	
10061-01-5	cis-1,3-Dichloropropylene	1.0	U	
108-10-1	4-Methyl-2-pentanone	5.0	U	
108-88-3	Toluene	1.0	U	
10061-02-6	trans-1,3-Dichloropropylene	1.0	U	
79-00-5	1,1,2-Trichloroethane	1.0	U	
591-78-6	2-Hexanone	5.0	U	
127-18-4	Tetrachloroethylene	1.0	U	
124-48-1	Dibromochloromethane	1.0	U	
108-90-7	Chlorobenzene	1.0	U	
100-41-4	Ethylbenzene	1.0	U	
1330-20-7	Xylenes (total)	3.0	U	
100-42-5	Styrene	1.0	U	
75-25-2	Bromoform	1.0	U	
79-34-5	1,1,2,2-Tetrachloroethane	1.0	U	

FORM I VOA OLM03.0

DATA VALIDATION COPY

1A
VOLATILE ORGANICS ANALYSIS DATA SHEET

EPA SAMPLE NO.

XX2612

Lab Name: GENERAL ENGINEERING LABOR Contract: N/A

Lab Code: N/A Case No.: N/A SAS No.: N/A SDG No.: 53618

Matrix: (soil/water) WATER Lab Sample ID: 53618003

Sample wt/vol: 5.000 (g/ml) ML Lab File ID: 80408

Level: (low/med) LOW Date Received: 12/17/01

% Moisture: not dec. _____ Date Analyzed: 12/20/01

GC Column: DB-624 ID: 0.25 (mm) Dilution Factor: 1.0

Soil Extract Volume: _____(uL) Soil Aliquot Volume: _____(uL

CAS NO.	COMPOUND	CONCENTRATION UNITS: (ug/L or ug/Kg) UG/L	Q	
74-87-3	Chloromethane	1.0	U	U
75-01-4	Vinyl chloride	1.0	U	
74-83-9	Bromomethane	1.0	U	
75-00-3	Chloroethane	1.0	U	
75-35-4	1,1-Dichloroethylene	1.0	U	
67-64-1	Acetone	102	B	U F01, F08
75-15-0	Carbon disulfide	5.0	U	
75-09-2	Methylene chloride	5.0	U	
75-34-3	1,1-Dichloroethane	1.0	U	
78-93-3	2-Butanone	5.0	U	
540-59-0	1,2-Dichloroethylene (total)	1.8	J	J
67-66-3	Chloroform	1.0	U	U
71-55-6	1,1,1-Trichloroethane	1.0	U	
56-23-5	Carbon tetrachloride	1.0	U	
107-06-2	1,2-Dichloroethane	1.0	U	
71-43-2	Benzene	1.0	U	
79-01-6	Trichloroethylene	9.5		U
78-87-5	1,2-Dichloropropane	1.0	U	U
75-27-4	Bromodichloromethane	1.0	U	
10061-01-5	cis-1,3-Dichloropropylene	1.0	U	
108-10-1	4-Methyl-2-pentanone	5.0	U	
108-88-3	Toluene	1.0	U	
10061-02-6	trans-1,3-Dichloropropylene	1.0	U	
79-00-5	1,1,2-Trichloroethane	1.0	U	
591-78-6	2-Hexanone	5.0	U	
127-18-4	Tetrachloroethylene	0.55	J	J
124-48-1	Dibromochloromethane	1.0	U	U
108-90-7	Chlorobenzene	1.0	U	
100-41-4	Ethylbenzene	1.0	U	
1330-20-7	Xylenes (total)	3.0	U	
100-42-5	Styrene	1.0	U	
75-25-2	Bromoform	1.0	U	
79-34-5	1,1,2,2-Tetrachloroethane	1.0	U	

FORM I VOA OLM03.0

DATA VALIDATION COPY

1A
VOLATILE ORGANICS ANALYSIS DATA SHEET

EPA SAMPLE NO.

XX2622

Lab Name: GENERAL ENGINEERING LABOR Contract: N/A

Lab Code: N/A Case No.: N/A SAS No.: N/A SDG No.: 53618

Matrix: (soil/water) WATER Lab Sample ID: 53618004

Sample wt/vol: 5.000 (g/ml) ML Lab File ID: 80313

Level: (low/med) LOW Date Received: 12/17/01

% Moisture: not dec. _____ Date Analyzed: 12/19/01

GC Column: DB-624 ID: 0.25 (mm) Dilution Factor: 1.0

Soil Extract Volume: _____(uL) Soil Aliquot Volume: _____(uL

CAS NO.	COMPOUND	CONCENTRATION UNITS: (ug/L or ug/Kg) UG/L	Q	
74-87-3	Chloromethane	1.0	U	U
75-01-4	Vinyl chloride	1.0	U	
74-83-9	Bromomethane	1.0	U	
75-00-3	Chloroethane	1.0	U	
75-35-4	1,1-Dichloroethylene	1.0	U	
67-64-1	Acetone	26.2	B	U F01,F07
75-15-0	Carbon disulfide	5.0	U	U
75-09-2	Methylene chloride	5.0	U	
75-34-3	1,1-Dichloroethane	1.0	U	
78-93-3	2-Butanone	5.0	U	
540-59-0	1,2-Dichloroethylene (total)	2.3		=
67-66-3	Chloroform	1.0	U	U
71-55-6	1,1,1-Trichloroethane	1.0	U	
56-23-5	Carbon tetrachloride	1.0	U	
107-06-2	1,2-Dichloroethane	1.0	U	
71-43-2	Benzene	1.0	U	
79-01-6	Trichloroethylene	17.8		=
78-87-5	1,2-Dichloropropane	1.0	U	U
75-27-4	Bromodichloromethane	1.0	U	
10061-01-5	cis-1,3-Dichloropropylene	1.0	U	
108-10-1	4-Methyl-2-pentanone	5.0	U	
108-88-3	Toluene	1.0	U	
10061-02-6	trans-1,3-Dichloropropylene	1.0	U	
79-00-5	1,1,2-Trichloroethane	1.0	U	
591-78-6	2-Hexanone	5.0	U	
127-18-4	Tetrachloroethylene	1.0	U	
124-48-1	Dibromochloromethane	1.0	U	
108-90-7	Chlorobenzene	1.0	U	
100-41-4	Ethylbenzene	1.0	U	
1330-20-7	Xylenes (total)	3.0	U	
100-42-5	Styrene	1.0	U	
75-25-2	Bromoform	1.0	U	
79-34-5	1,1,2,2-Tetrachloroethane	1.0	U	

FORM I VOA OLM03.0

DATA VALIDATION COPY

1A
VOLATILE ORGANICS ANALYSIS DATA SHEET

EPA SAMPLE NO.

XX2632

Lab Name: GENERAL ENGINEERING LABOR Contract: N/A

Lab Code: N/A Case No.: N/A SAS No.: N/A SDG No.: 53618

Matrix: (soil/water) WATER Lab Sample ID: 53618005

Sample wt/vol: 5.000 (g/ml) ML Lab File ID: 80314

Level: (low/med) LOW Date Received: 12/17/01

% Moisture: not dec. _____ Date Analyzed: 12/19/01

GC Column: DB-624 ID: 0.25 (mm) Dilution Factor: 1.0

Soil Extract Volume: _____(uL) Soil Aliquot Volume: _____(uL

CAS NO.	COMPOUND	CONCENTRATION UNITS: (ug/L or ug/Kg) UG/L	Q
74-87-3	Chloromethane	1.0	U
75-01-4	Vinyl chloride	1.0	U
74-83-9	Bromomethane	1.0	U
75-00-3	Chloroethane	1.0	U
75-35-4	1,1-Dichloroethylene	1.0	U
67-64-1	Acetone	5.0	U
75-15-0	Carbon disulfide	5.0	U
75-09-2	Methylene chloride	5.0	U
75-34-3	1,1-Dichloroethane	1.0	U
78-93-3	2-Butanone	5.0	U
540-59-0	1,2-Dichloroethylene (total)	1.6	J
67-66-3	Chloroform	1.0	U
71-55-6	1,1,1-Trichloroethane	1.0	U
56-23-5	Carbon tetrachloride	1.0	U
107-06-2	1,2-Dichloroethane	1.0	U
71-43-2	Benzene	1.0	U
79-01-6	Trichloroethylene	10.3	
78-87-5	1,2-Dichloropropane	1.0	U
75-27-4	Bromodichloromethane	1.0	U
10061-01-5	cis-1,3-Dichloropropylene	1.0	U
108-10-1	4-Methyl-2-pentanone	5.0	U
108-88-3	Toluene	1.0	U
10061-02-6	trans-1,3-Dichloropropylene	1.0	U
79-00-5	1,1,2-Trichloroethane	1.0	U
591-78-6	2-Hexanone	5.0	U
127-18-4	Tetrachloroethylene	1.0	U
124-48-1	Dibromochloromethane	1.0	U
108-90-7	Chlorobenzene	1.0	U
100-41-4	Ethylbenzene	1.0	U
1330-20-7	Xylenes (total)	3.0	U
100-42-5	Styrene	1.0	U
75-25-2	Bromoform	1.0	U
79-34-5	1,1,2,2-Tetrachloroethane	1.0	U

FORM I VOA OLM03.0

DATA VALIDATION COPY

TRIP BLANK

1A
VOLATILE ORGANICS ANALYSIS DATA SHEET

EPA SAMPLE NO.

HTM0001

Lab Name: GENERAL ENGINEERING LABOR Contract: N/A

Lab Code: N/A Case No.: N/A SAS No.: N/A SDG No.: 51871

Matrix: (soil/water) WATER Lab Sample ID: 51871001

Sample wt/vol: 5.000 (g/ml) ML Lab File ID: 2J330

Level: (low/med) LOW Date Received: 11/12/01

% Moisture: not dec. _____ Date Analyzed: 11/14/01

GC Column: DB-624 ID: 0.25 (mm) Dilution Factor: 1.0

Soil Extract Volume: _____(uL) Soil Aliquot Volume: _____(uL

CAS NO.	COMPOUND	CONCENTRATION UNITS: (ug/L or ug/Kg) UG/L	Q	
74-87-3	Chloromethane	1.0	U	U
75-01-4	Vinyl chloride	1.0	U	
74-83-9	Bromomethane	1.0	U	
75-00-3	Chloroethane	1.0	U	
75-35-4	1,1-Dichloroethylene	1.0	U	
67-64-1	Acetone	16.2		
75-15-0	Carbon disulfide	5.0	U	U
75-09-2	Methylene chloride	5 ~~1.7~~	JB	U F01,F06
75-34-3	1,1-Dichloroethane	1.0	U	
78-93-3	2-Butanone	3.5	J	J
540-59-0	1,2-Dichloroethylene (total)	2.0	U	U
67-66-3	Chloroform	1.0	U	
71-55-6	1,1,1-Trichloroethane	1.0	U	
56-23-5	Carbon tetrachloride	1.0	U	
107-06-2	1,2-Dichloroethane	1.0	U	
71-43-2	Benzene	1.0	U	
79-01-6	Trichloroethylene	1.0	U	
78-87-5	1,2-Dichloropropane	1.0	U	
75-27-4	Bromodichloromethane	1.0	U	
10061-01-5	cis-1,3-Dichloropropylene	1.0	U	
108-10-1	4-Methyl-2-pentanone	5.0	U	
108-88-3	Toluene	0.17	J	J
10061-02-6	trans-1,3-Dichloropropylene	1.0	U	U
79-00-5	1,1,2-Trichloroethane	1.0	U	
591-78-6	2-Hexanone	5.0	U	
127-18-4	Tetrachloroethylene	1.0	U	
124-48-1	Dibromochloromethane	1.0	U	
108-90-7	Chlorobenzene	1.0	U	
100-41-4	Ethylbenzene	1.0	U	
1330-20-7	Xylenes (total)	3.0	U	
100-42-5	Styrene	1.0	U	
75-25-2	Bromoform	1.0	U	
79-34-5	1,1,2,2-Tetrachloroethane	1.0	U	

FORM I VOA OLM03.0

DATA VALIDATION COPY

SAIC. An Employee Owned Company
Science Applications International Corporation
800 Oak Ridge Turnpike, Oak Ridge, TN 37831 (423) 481-4600

200 of 51871

CHAIN OF CUSTODY RECORD

51875

COC NO.: GMCA001

PROJECT NAME: MCA Barracks, HAA-15

PROJECT NUMBER: 01-1624-04-2725-240

PROJECT MANAGER: Patty Stoll

Sampler (Signature): Cynthia L Abbott (Printed Name): Cynthia L. Abbott

LABORATORY NAME: General Engineering Laboratory

LABORATORY ADDRESS: 2040 Savage Road, Charleston, SC 29417

PHONE NO: (843) 556-8171

REQUESTED PARAMETERS

	Sample ID	Date Collected	Time Collected	Matrix	VOC	No. of Bottles/ Vials:	OVA SCREENING	OBSERVATIONS, COMMENTS SPECIAL INSTRUCTIONS
001	HTM0001	11/08/00	0800	water	2	2	Na	Na
002	XX1612		1538		2	2		
003	XX1622		1610		2	2		
004	XX1632		1643		2	2		
005	XX1712		1815		2	2		
006	XX1722	11/09/01	0710		2	2		
007	XX1812		0750		2	2		
008	XX1822		0837		2	2		
009	XX1832		0855		2	2		
010	XX1834		0855		2	2		Field dupe
011	XX2012		1030		2	2		Na
012	XX2022		1048		2	2		
013	XX2032		1118		2	2		

RELINQUISHED BY:	Date/Time	RECEIVED BY:	Date/Time
Cynthia L Abbott	11/10/01 1300	Paulette Swendal	11/10/01 1315
COMPANY NAME: SAIC		COMPANY NAME: GEL	
RECEIVED BY:	Date/Time	RELINQUISHED BY:	Date/Time
COMPANY NAME:		COMPANY NAME:	
RELINQUISHED BY: Paulette Swendal	Date/Time 11/10/01 1600	RECEIVED BY: Mike Kinslow	Date/Time 11-10-01 1600
COMPANY NAME: GEL		COMPANY NAME: GEL	

TOTAL NUMBER OF CONTAINERS: 69

Cooler ID: 487

Cooler Temperature: 4°C

FEDEX NUMBER:

page 1 of 3

SAIC An Employee-Owned Company
Science Applications International Corporation
800 Oak Ridge Turnpike, Oak Ridge, TN 37831 (423) 481-4600

CHAIN OF CUSTODY RECORD

COC NO.: GMCA001

PROJECT NAME: MCA Barracks, HAA-15

PROJECT NUMBER: 01-1624-04-2725-240

PROJECT MANAGER: Patty Stoll

Sampler (Signature): Cynthia L Abbott (Printed Name): Cynthia L. Abbott

LABORATORY NAME: General Engineering Laboratory

LABORATORY ADDRESS: 2040 Savage Raod, Charleston, SC 29417

PHONE NO: (843) 556-8171

REQUESTED PARAMETERS

	Sample ID	Date Collected	Time Collected	Matrix	VOC	Phenols	Oil/GREASE	pH	No. of Bottles/ Vials:	OVA SCREENING	OBSERVATIONS, COMMENTS SPECIAL INSTRUCTIONS
04	XX1912	11/08/01	1214	Water	2				2	Na	Na
05	XX1922		1227		2				2		
06	XX1932		1253		2				2		
07	XX2112		1415		2				2		
08	XX2122		1433		2				2		
09	XX2132		1508		2				2		
10	XX2212		1740		2				2		
11	XX2222		1807		2				2		
12	XX2232		1820		2				2		
13	XX2412		~~18~~ 1604		2				2		
14	XX2422		1626		2				2		
15	XX2432		1648		2				2		
16	IDW040		0845		2	2	2	1	7		

RELINQUISHED BY:	Date/Time	RECEIVED BY:	Date/Time
Cynthia L. Abbott	11/10/01	Paulette Wendell	11/10/01
COMPANY NAME: SAIC	1300	COMPANY NAME: GEL	1315
RECEIVED BY: Mike Simpson	11-10-01	RELINQUISHED BY:	
COMPANY NAME: GEL	1600	COMPANY NAME:	
RELINQUISHED BY: Paulette Wendell	11/10/01	RECEIVED BY: Mike Simpson	11-10-01
COMPANY NAME: GEL	1600	COMPANY NAME: GEL	1600

TOTAL NUMBER OF CONTAINERS: 69

Cooler ID: 487

Cooler Temperature: 4°C

FEDEX NUMBER:

page 2 of 3

SAIC. An Employee-Owned Company
Science Applications International Corporation
800 Oak Ridge Turnpike, Oak Ridge, TN 37831 (423) 481-4600

CHAIN OF CUSTODY RECORD

COC NO.: GMCA001

PROJECT NAME: ~~PDOYard~~ GMA
MCA Barracks

PROJECT NUMBER: ~~01-1624-04-1113-100~~ GMA
01-1624-04-2725-240

PROJECT MANAGER: Patty Stoll

Sampler (Signature): Cynthia L. Abbott
(Printed Name): Cynthia L. Abbott

LABORATORY NAME: General Engineering Laboratory

LABORATORY ADDRESS: 2040 Savage Road, Charleston, SC 29417

PHONE NO: (843) 556-8171

REQUESTED PARAMETERS

Sample ID	Date Collected	Time Collected	Matrix	VOC	ICLP-VOC GMA	ICLP-RCRA-Metals GMA	No. of Bottles/ Vials:	OVA SCREENING	OBSERVATIONS, COMMENTS, SPECIAL INSTRUCTIONS
XX2512	11/10/01	0706	Water	2			2	NA	NA
XX2522	↓	0718	↓	2			2	↓	↓
XX2532	↓	0743	↓	2			2	↓	↓
XX2312	↓	0829	↓	2			2	↓	↓
XX2322	↓	0908	↓	2			2	↓	↓
XX2332	↓	0846	↓	2			2	↓	↓

RELINQUISHED BY:	Date/Time	RECEIVED BY:	Date/Time
Cynthia L. Abbott	11/10/01 1300	Paulette J. Wendell	11/10/01 1315
COMPANY NAME: SAIC		COMPANY NAME: GEL	
RECEIVED BY:	Date/Time	RELINQUISHED BY:	Date/Time
COMPANY NAME:		COMPANY NAME:	
RELINQUISHED BY: Paulette J. Wendell	Date/Time 11/10/01 1600	RECEIVED BY: Anne Kanstor	Date/Time 11-10-01 1600
COMPANY NAME: GEL		COMPANY NAME: GEL	

TOTAL NUMBER OF CONTAINERS: 69
Cooler ID: 487
Cooler Temperature: 4°C
FEDEX NUMBER:

page 3 of 3

SAIC An Employee-Owned Company
Science Applications International Corporation
800 Oak Ridge Turnpike, Oak Ridge, TN 37831 (423) 481-4600

CHAIN OF CUSTODY RECORD 53618%

COC NO.: HMCA11

PROJECT NAME: ~~HAAF USTs 25&26~~ MCA BARRACKS

PROJECT NUMBER: 01-1624-04-2725-246

PROJECT MANAGER: Patty Stoll

Sampler (Signature): Patricia A Stoll (Printed Name): PATRICIA STOLL

LABORATORY NAME: General Engineering Laboratory

LABORATORY ADDRESS: 2040 Savage Road, Charleston, SC 29407

PHONE NO: (843) 556-8171

REQUESTED PARAMETERS

Sample ID	Date Collected	Time Collected	Matrix	BTEX	PAH	TPH-GRO	PAH, TPH-DRO	PAH, TPH-DRO, TOC	Dissolved Iron	VOC	Oil + Grease	Phenols	pH								No. of Bottles/ Vials:	OVA SCREENING	OBSERVATIONS, COMMENTS, SPECIAL INSTRUCTIONS
HDW010	12/16/01	1000	water							2	2	2	1								7		Quick Turn
HDW011	12/16/01	1745 30	water							2	2	2	1								7		Quick Turn
XX2612	12/16/01	1135	water							2											2		7day
XX2622	12/16/01	1136	water							2											2		7day
XX2632	12/16/01	1137	water							2											2		7day
HTB111	12/16/01	1100	water							2											2		

RPS 12/17/01

RELINQUISHED BY:	Date/Time	RECEIVED BY:	Date/Time
Patricia A Stoll	12/17/01 1145	Mustian Randall	12/17/01 1430
COMPANY NAME: SAIC		COMPANY NAME: GEL	
RECEIVED BY: Pat Hoch	Date/Time 12/17/01 1145	RELINQUISHED BY:	Date/Time
COMPANY NAME: Pat Hoch		COMPANY NAME:	
RELINQUISHED BY: Pat Hoch	Date/Time 12/17/01 1430	RECEIVED BY:	Date/Time
COMPANY NAME: GEL		COMPANY NAME:	

TOTAL NUMBER OF CONTAINERS: 22

Cooler ID: 9-14-00

Cooler Temperature: 4°C

FEDEX NUMBER: N/A

WELL DIAGRAMS

WELL DIAGRAMS FOR LOCATIONS XX-04 THROUGH XX-15
ARE PRESENTED IN DATA PACKAGE #1
FOR PRELIMINARY ASSESSMENT REPORT (APRIL 2000)

WELL DIAGRAMS FOR LOCATIONS XX-16 THROUGH XX-26

MONITORING WELL

PROJECT: HAAF MCA Barracks

WELL NUMBER: XX-16	**BEGIN:** 12/4/01	**END:** 12/4/01
COORDINATES: N: E:	**REFERENCE POINT:**	**ELEVATION:**



DEPTH	ELEV
0	
37.0	
38.0	
40.0	
44.75	
45.0	
45.5	

MONITORING WELL

PROJECT: HAAF MCA Barracks

WELL NUMBER: XX-17	**BEGIN:** 12/4/01	**END:** 12/5/01
COORDINATES: N: 739573.51537 E: 975618.53153	**REFERENCE POINT:** TOC	**ELEVATION:** 21.28



DEPTH	ELEV
0	21.6
37.0	-15.40
39.0	-17.40
40.0	-18.40
44.75	-23.47
45.0	-23.40
45.5	-23.90

MONITORING WELL

PROJECT: HAAF MCA Barracks

WELL NUMBER: XX-18	**BEGIN:** 12/5/01	**END:** 12/5/01
COORDINATES: N: 739102.02754 E: 975231.61641	**REFERENCE POINT:** TOC	**ELEVATION:** 29.57

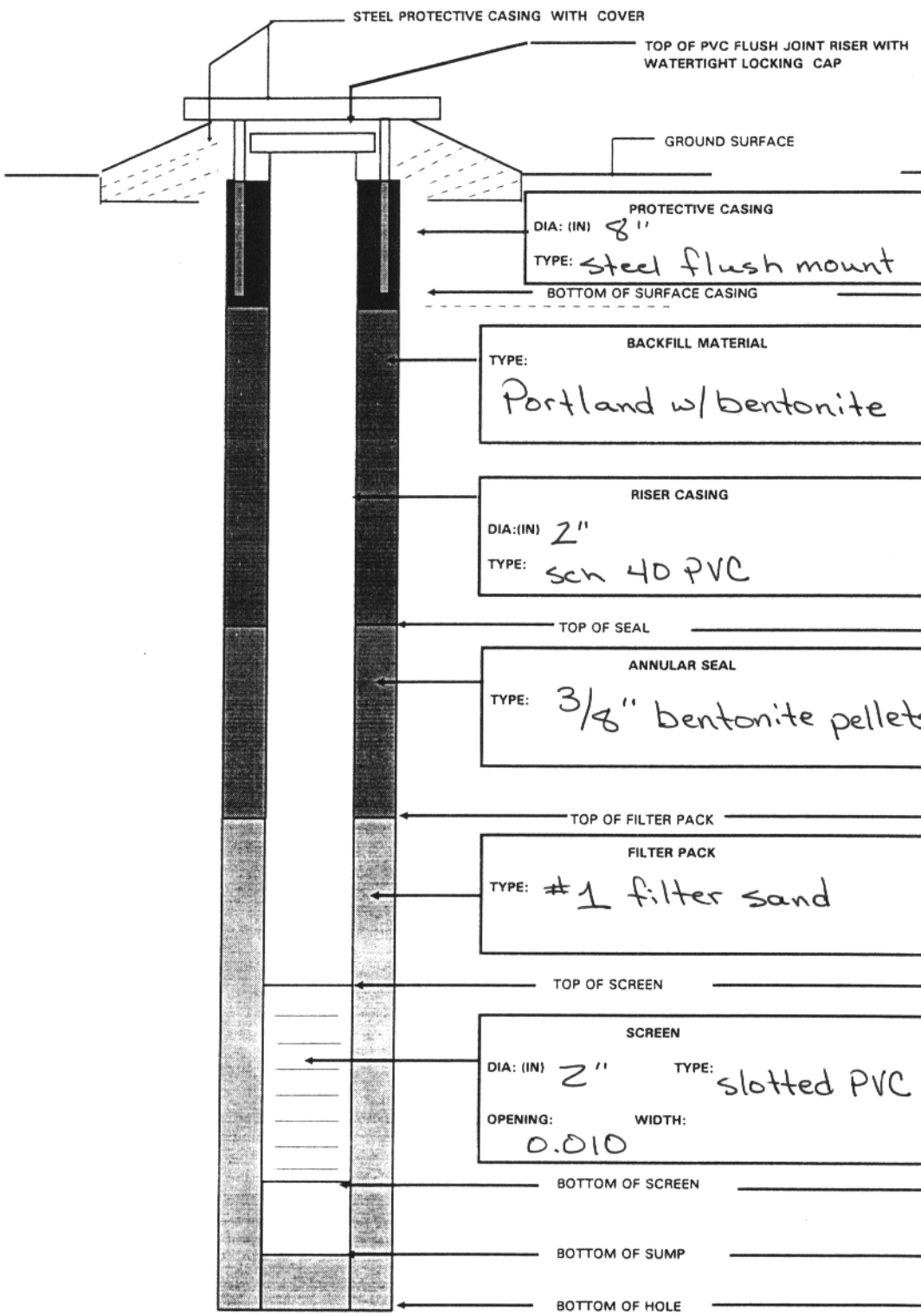

	DEPTH	ELEV
GROUND SURFACE	0	29.9
TOP OF SEAL	37.5	-7.6
TOP OF FILTER PACK	39.0	-9.1
TOP OF SCREEN	40.0	-10.1
BOTTOM OF SCREEN	45.0	-15.1
BOTTOM OF SUMP	45.3	-15.4
BOTTOM OF HOLE	47.0	-17.1

MONITORING WELL

PROJECT: HAAF MCA Barracks

WELL NUMBER: XX-19	**BEGIN:** 12/5/01	**END:** 12/5/01
COORDINATES: N: 738640.80029 E: 975467.1856	**REFERENCE POINT:** TOC	**ELEVATION:** 35.80

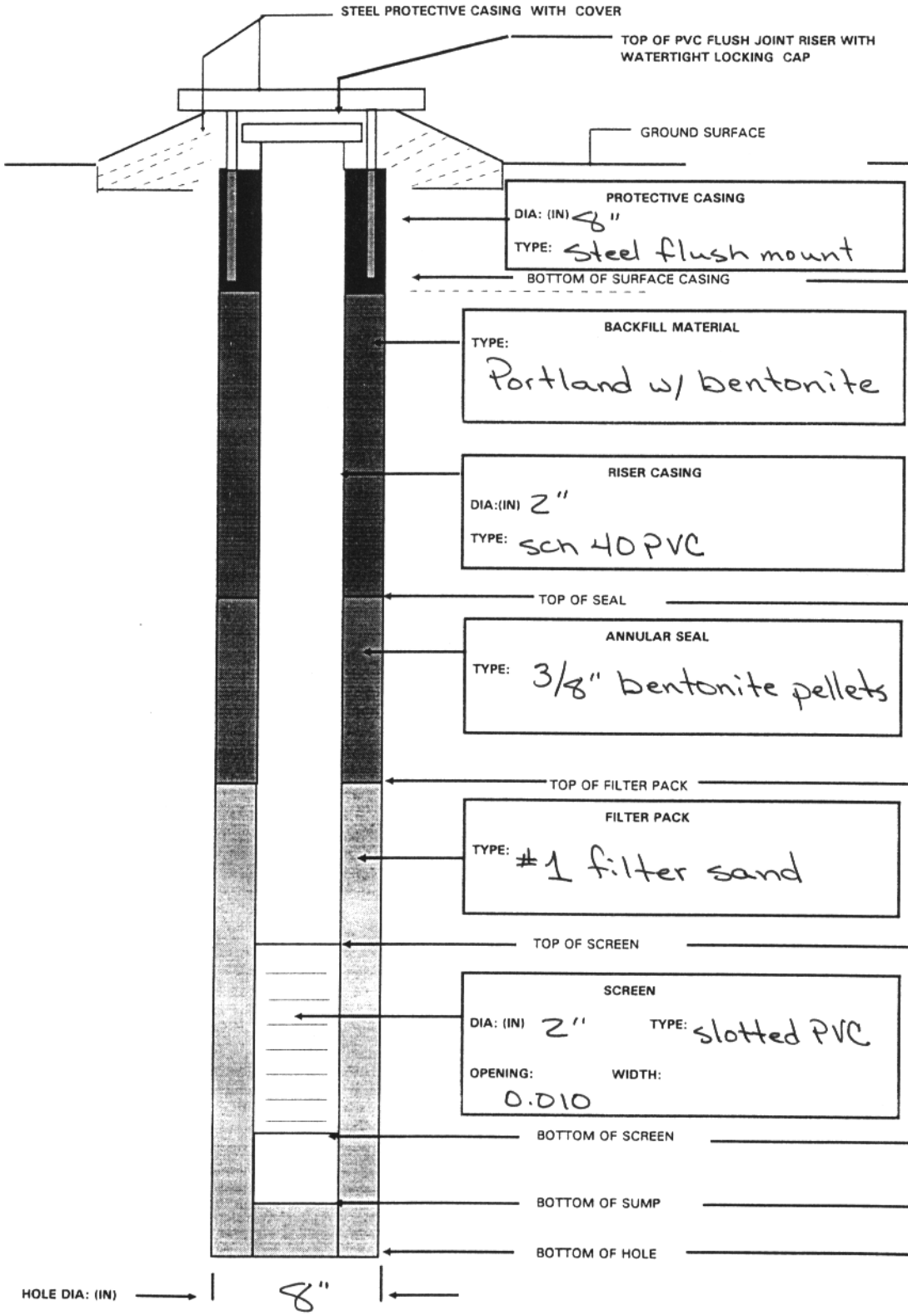

	DEPTH	ELEV
GROUND SURFACE	0	36.2
TOP OF SEAL	33.0	3.2
TOP OF FILTER PACK	35.0	1.2
TOP OF SCREEN	37.0	-0.8
BOTTOM OF SCREEN	41.75	-5.55
BOTTOM OF SUMP	42.0	-5.8
BOTTOM OF HOLE	42.5	-6.3

MONITORING WELL

PROJECT: HAAF MCA Barracks

WELL NUMBER: XX-20	**BEGIN:** 12/4/01	**END:** 12/4/01
COORDINATES: N: 738880.77632 E: 975842.20413	**REFERENCE POINT:** TOC	**ELEVATION:** 33.26



	DEPTH	ELEV
GROUND SURFACE	0	33.50
BOTTOM OF SURFACE CASING	0.50	33.0
TOP OF SEAL	34.5	-1.0
TOP OF FILTER PACK	36.0	-2.5
TOP OF SCREEN	37.0	-3.5
BOTTOM OF SCREEN	42.0	-8.5
BOTTOM OF SUMP	42.16	-8.66
BOTTOM OF HOLE	42.66	-9.16

MONITORING WELL

PROJECT: HAAF MCA Barracks

WELL NUMBER: XX-21	**BEGIN:** 12/5/01	**END:** 12/5/01
COORDINATES: N: 738379.40565 E: 975678.68812	**REFERENCE POINT:** TOC	**ELEVATION:** 37.31



	DEPTH	ELEV
	0	37.71
	39.5	-1.79
	41.5	-3.79
	42.9	-3.79
	47.9	-10.19
	48.2	-10.49
	49.0	-11.29

MONITORING WELL

PROJECT: HAAF MCA Barracks

WELL NUMBER: XX-22	**BEGIN:** 12/4/01	**END:** 12/5/01
COORDINATES: N: 738821.20368 E: 976581.78865	**REFERENCE POINT:** TOC	**ELEVATION:** 25.17



	DEPTH	ELEV
GROUND SURFACE	0	25.3
TOP OF SEAL	24.5	0.80
TOP OF FILTER PACK	25.0	0.30
TOP OF SCREEN	26.0	-0.70
BOTTOM OF SCREEN	31.0	-5.70
BOTTOM OF SUMP	31.16	-5.86
BOTTOM OF HOLE	32.3	-7.00

MONITORING WELL

PROJECT: HAAF MCA Barracks

WELL NUMBER: XX-23	**BEGIN:** 12/5/01	**END:** 12/5/01
COORDINATES: N: 738492.94836 E: 976533.77957	**REFERENCE POINT:** TOC	**ELEVATION:** 34.59

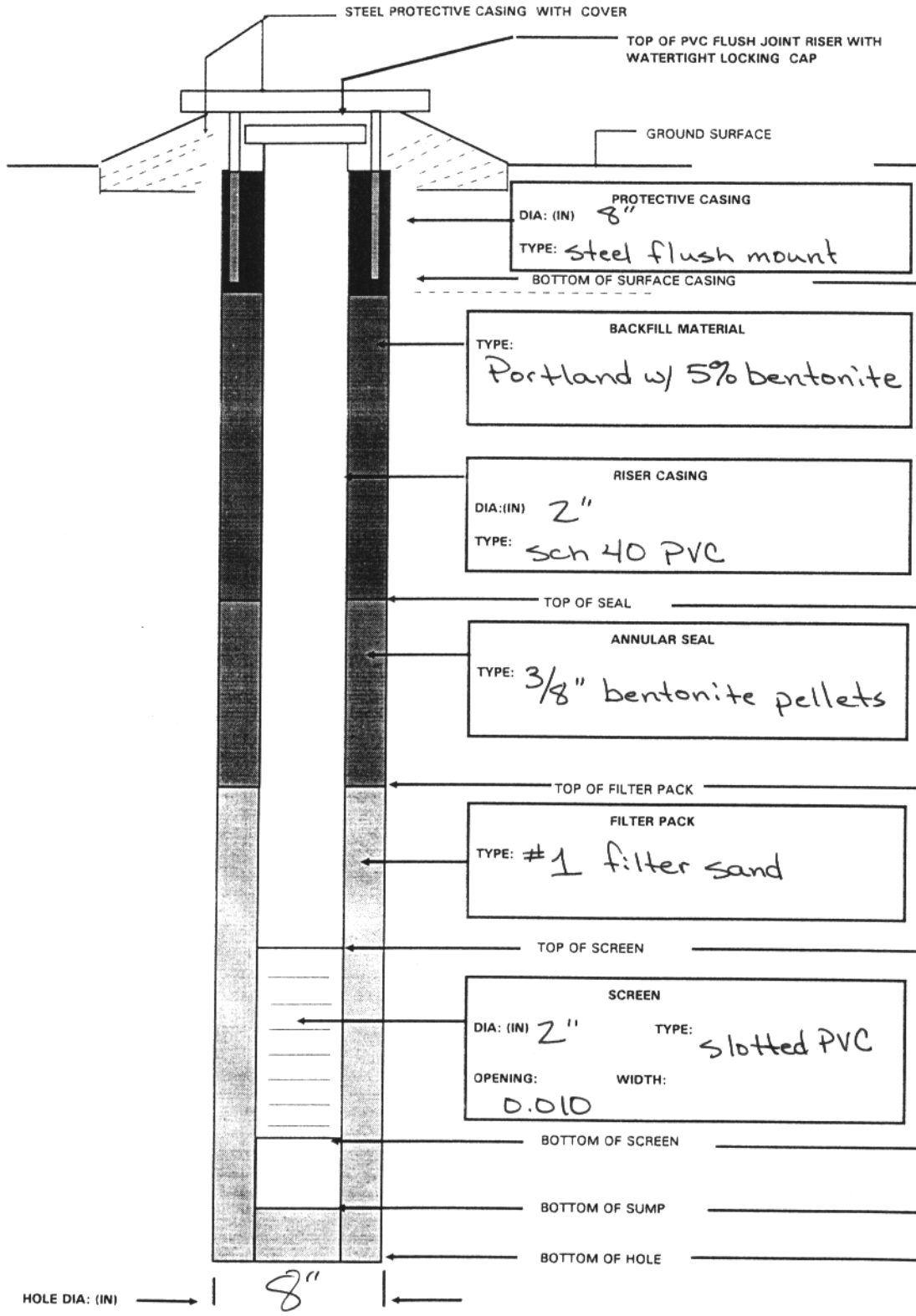

	DEPTH	ELEV
GROUND SURFACE	0	34.90
BOTTOM OF SURFACE CASING		
TOP OF SEAL	36.5	-1.6
TOP OF FILTER PACK	39.6	-4.7
TOP OF SCREEN	41.4	-6.5
BOTTOM OF SCREEN	46.4	-11.5
BOTTOM OF SUMP	46.56	-11.66
BOTTOM OF HOLE	46.56	-11.66

MONITORING WELL

PROJECT: HAAF MCA Barracks

WELL NUMBER: XX-24	**BEGIN:** 12/4/01	**END:** 12/4/01
COORDINATES: N: 737978.60144 E: 976526.52586	**REFERENCE POINT:** TOC	**ELEVATION:** 35.77

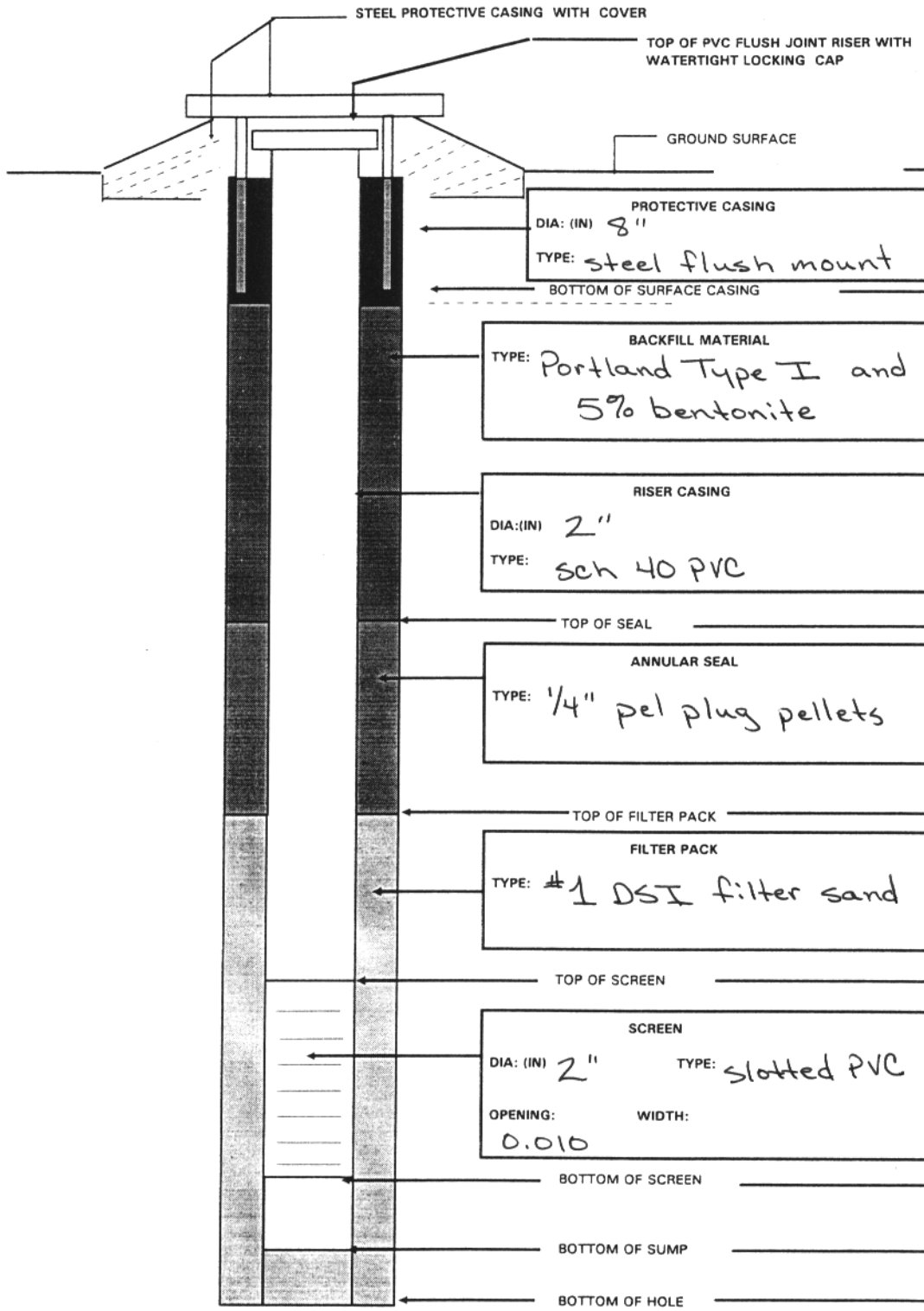

	DEPTH	ELEV
GROUND SURFACE	0	36.0
TOP OF SEAL	34.0	2.0
TOP OF FILTER PACK	36.0	0.0
TOP OF SCREEN	36.8	-0.8
BOTTOM OF SCREEN	41.8	-5.8
BOTTOM OF SUMP	42.0	-6.0
BOTTOM OF HOLE	43.0	-7.0

MONITORING WELL

PROJECT: HAAF MCA Barracks

WELL NUMBER: XX-25	**BEGIN:** 12/4/01	**END:** 12/4/01
COORDINATES: N: 738171.47742 E: 976833.25449	**REFERENCE POINT:** TOC	**ELEVATION:** 33.51

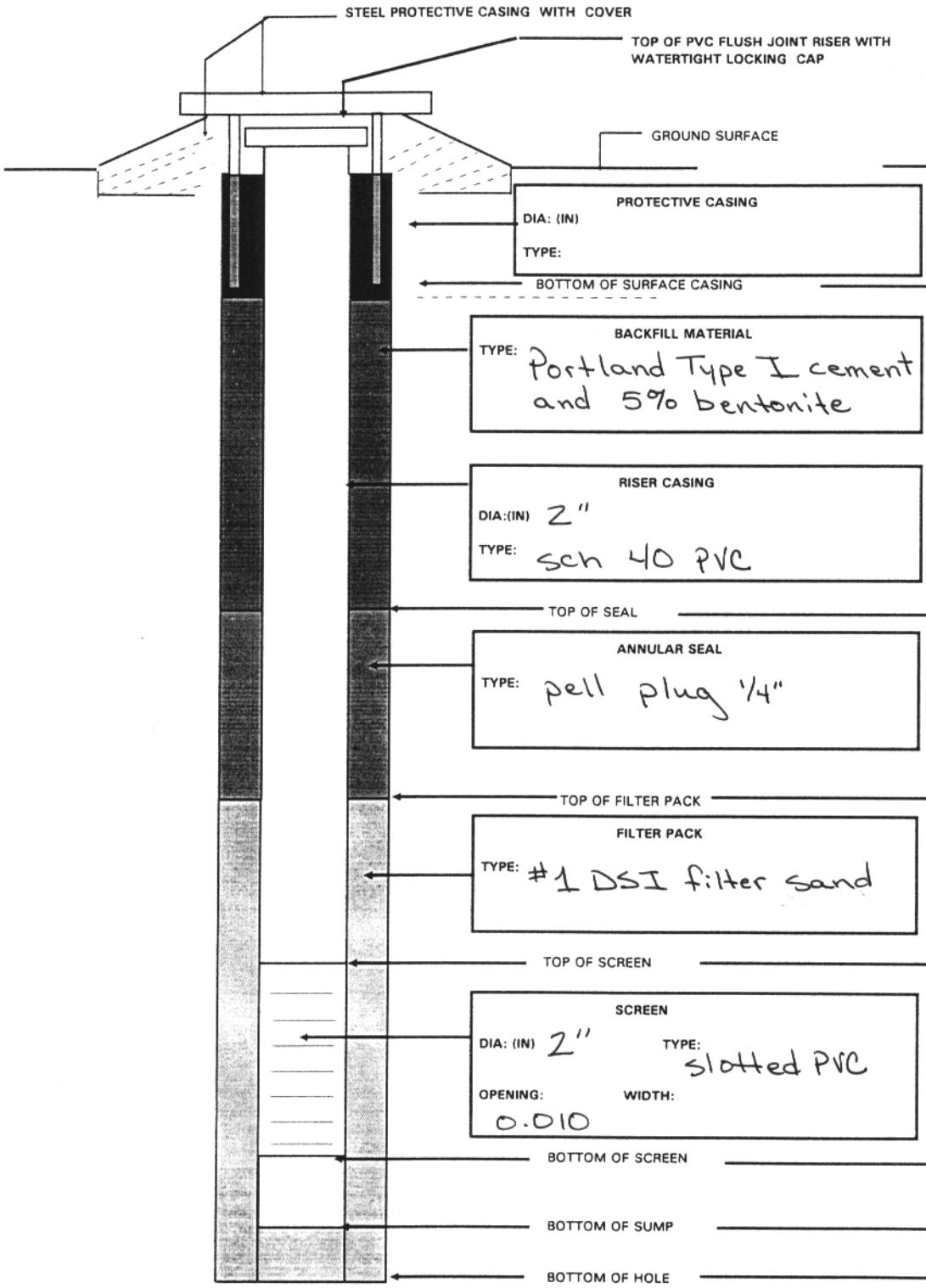

	DEPTH	ELEV
GROUND SURFACE	0	33.70
TOP OF SEAL	23.5	10.20
TOP OF FILTER PACK	27.0	6.70
TOP OF SCREEN	29.0	4.70
BOTTOM OF SCREEN	34.0	-0.30
BOTTOM OF SUMP	34.2	-0.50
BOTTOM OF HOLE	35.0	-1.30

MONITORING WELL

PROJECT: HAAF MCA Barracks

WELL NUMBER: XX-26 1-5	**BEGIN:** 12/5/01	**END:** 12/5/01
COORDINATES: N: 739351.16600 E: 975861.58259	**REFERENCE POINT:** TOC	**ELEVATION:** 26.16

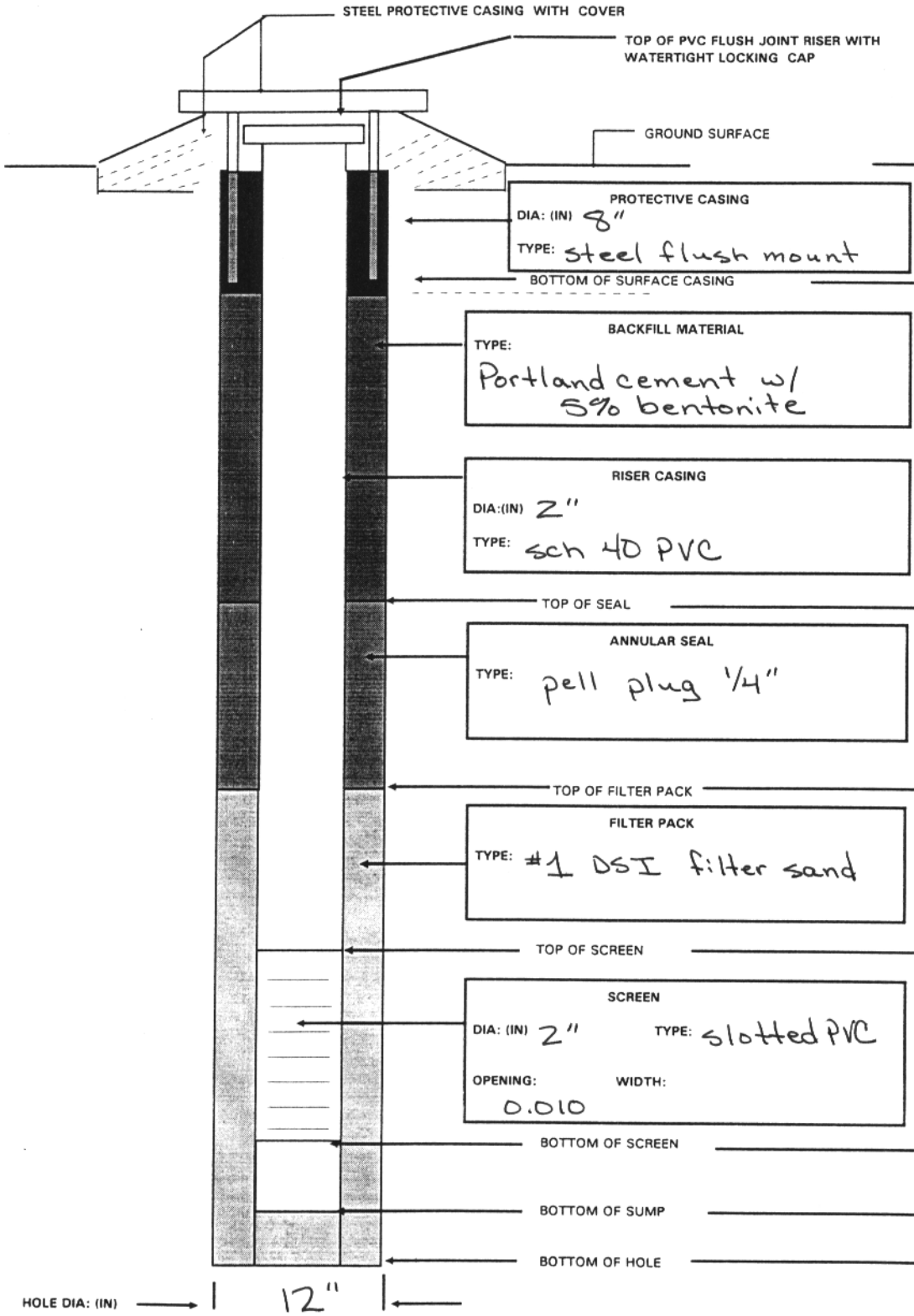

	DEPTH	ELEV
GROUND SURFACE	0	26.4
TOP OF SEAL	21.9	4.5
TOP OF FILTER PACK	23.0	3.4
TOP OF SCREEN	23.7	2.7
BOTTOM OF SCREEN	28.7	-2.3
BOTTOM OF SUMP	28.9	-2.5
BOTTOM OF HOLE	43.0	-16.6

MONITORING WELL

PROJECT: HAAF MCA Barracks

WELL NUMBER: XX-26 2-M	**BEGIN:** 12/5/01	**END:** 12/5/01
COORDINATES: N: 739350.94779 E: 975861.69096	**REFERENCE POINT:** TOC	**ELEVATION:** 26.21

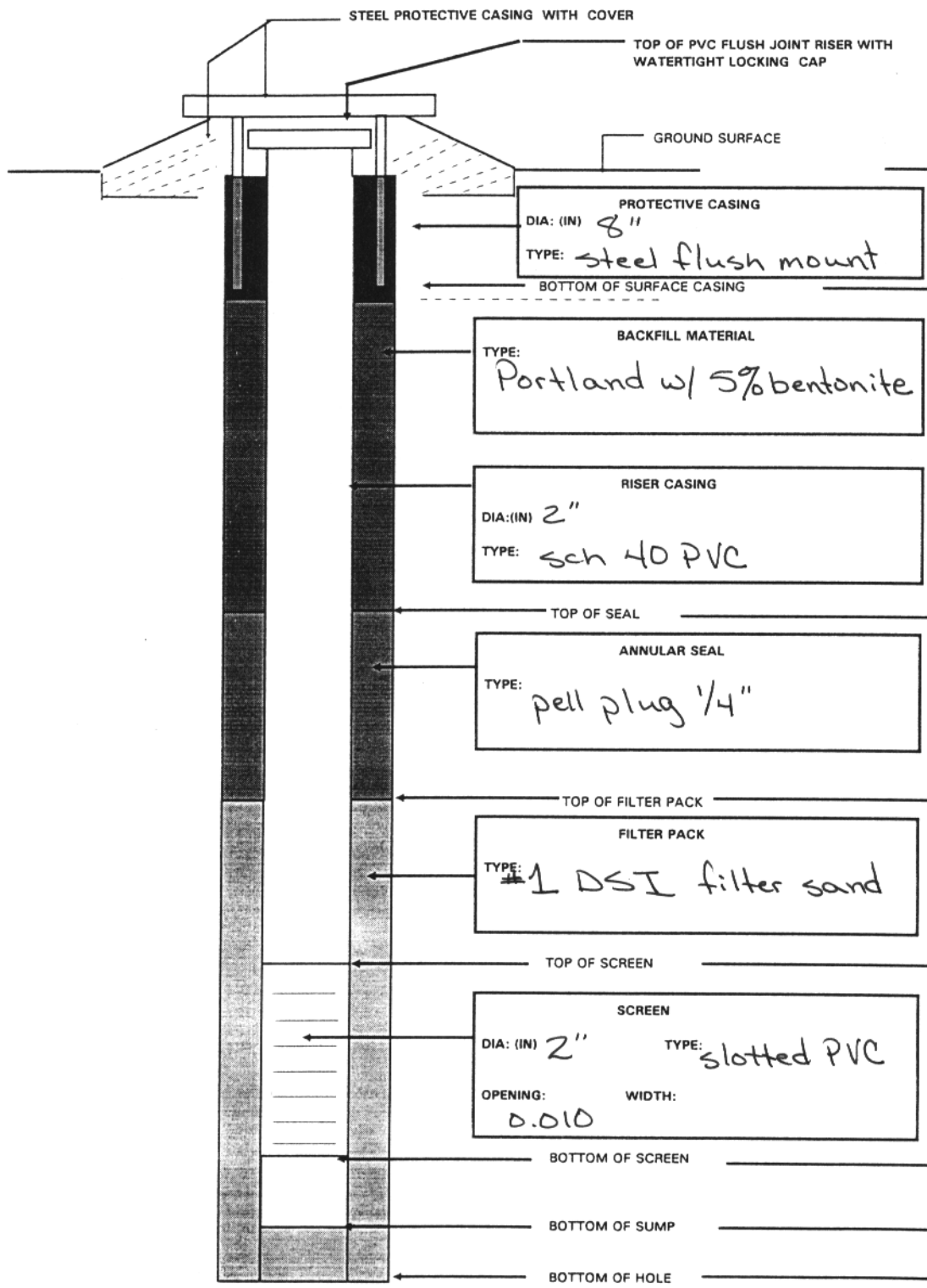

	DEPTH	ELEV
GROUND SURFACE	0	26.4
TOP OF SEAL	28.6	-2.2
TOP OF FILTER PACK	29.5	-3.1
TOP OF SCREEN	29.9	-3.5
BOTTOM OF SCREEN	34.5	-8.1
BOTTOM OF SUMP	34.8	-8.4
BOTTOM OF HOLE	43.0	-16.6

MONITORING WELL

PROJECT: HAAF MCA Barracks

WELL NUMBER: XX-26 3-D	**BEGIN:** 12/5/01	**END:** 12/5/01
COORDINATES: N: 739350.94779 E: 975861.39875	**REFERENCE POINT:** TOC	**ELEVATION:** 26.15

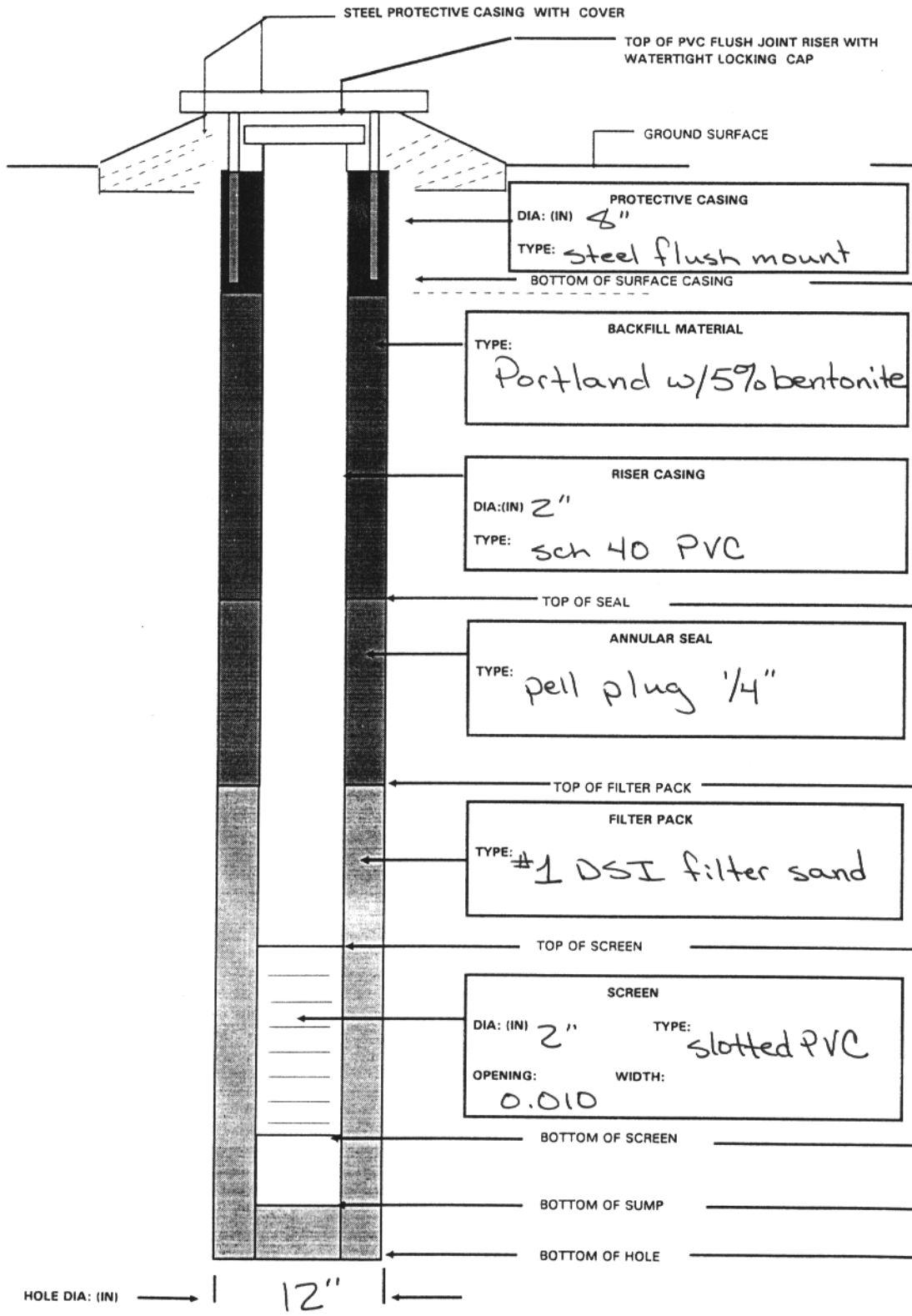

	DEPTH	ELEV
GROUND SURFACE	0	26.4
TOP OF SEAL	35.0	-8.6
TOP OF FILTER PACK	36.0	-9.6
TOP OF SCREEN	37.4	-11.0
BOTTOM OF SCREEN	42.0	-15.6
BOTTOM OF SUMP	42.3	-15.9
BOTTOM OF HOLE	43.0	-16.6

MIP DATA

MEMBRANE INTERFACE PROBE

Columbia Technologies was subcontracted to conduct an investigation of subsurface contamination at the MCA Barracks site, Hunter Army Airfield. This investigation involved delineating the depth of contamination using membrane interface probe (MIP) and soil conductivity (SC) technologies. The purposes of this investigation were to characterize subsurface soils in the vadose and saturated zones to and delineate the nature and extent of groundwater contamination at the site.

The MIP/SC probe is 1.5 in. in diameter and approximately 12 in. in length. The probe is driven into the ground at the nominal rate of 1 ft/min using a Geoprobe® or similar direct-push rig.

The SC portion of the tool uses a dipole measurement arrangement. An alternating electrical current is passed from the center, isolated pin of the SC probe to the probe body. The voltage response of the soil to the imposed current is measured across the same two points. The probe is reasonably accurate for measurement of SCs in the range of 5 to 400 mS/m. In general, at a given location, lower conductivities indicate larger-sized particles such as sands, while higher conductivities are indicative of finer-sized particles such as silts and clays.

The MIP portion of the probe was developed and patented by Geoprobe Systems, Inc. The operating principle is based on heating the soil and/or water around a semipermeable polymer membrane to 121°C, allowing volatile organic compound (VOC) vapors to partition across the membrane. Bulk fluids do not travel across the membrane, allowing the MIP to be used in both unsaturated and saturated soils. Movement across the membrane is rapid due to the thinness of the membrane. Using nitrogen gas as a carrier gas, which sweeps across the back of the membrane, the VOCs are carried to the installed detectors. It takes about 35 sec for the nitrogen gas stream to travel through about 100 ft of inert tubing and reach the detectors.

Columbia Technologies uses three detectors—a photoionization detector (PID), a flame ionization detector (FID) and an electron capture detector (ECD)—mounted on a laboratory-grade gas chromatograph (GC) (Shimadzu Model 14A). The output signal from the detectors is captured by a MIP data logging system installed on a MIP field computer or a laptop computer. Data are displayed continuously in real time during each push of the probe. In addition, the data logs can be printed for display and analysis following the data logging run or exported to common spreadsheet software for further analysis.

The PID detector consists of a special ultraviolet (UV) lamp mounted on a thermostat-controlled, low-volume, flow-through cell. The temperature is adjustable from ambient to 250°C. The 10.6 eV UV lamp emits energy at a wavelength of 120 nm, which is sufficient to ionize most aromatics (e.g., benzene, toluene, xylenes) and many other molecules e.g., H_2S, hexane, ethanol) whose ionization potential is below 10.6 eV. The PID also emits a lower response for chlorinated compounds such as trichloroethene (TCE) and tetrachloroethene. Methanol and water, which have ionization potentials greater than 10.6 eV, do not respond to the PID. Detection limits for aromatics are in the low picogram range. Because the PID is nondestructive, it is often run first in series with other detectors for multiple analyses from a single injection. Use of the PID is mandated in several U.S. Environmental Protection Agency methods (e.g., 8021, TP-14) because of its sensitivity and selectivity.

The most commonly used GC detector is the FID, which responds linearly from its minimum detectable quantity of about 100 pg. The FID response is very stable from day to day and is not susceptible to contamination from dirty samples or column bleed. This detector responds to any molecule with a

carbon-hydrogen bond, but poorly to compounds such as H_2S, CCl_4, or NH_3. The carrier gas effluent from the GC column is mixed with hydrogen and burned. Hydrogen supports a flame and ionizes the analyte molecules. A collector electrode attracts the negative ions to the electrometer amplifier producing an analog signal, which is directed to the data system input.

The ECD consists of a sealed stainless steel cylinder containing radioactive nickel-63. The nickel-63 emits beta particles (electrons) that collide with the carrier gas molecules, ionizing them in the process. This process forms a stable cloud of free electrons in the ECD cell. When electro-negative compounds (especially chlorinated, fluorinated, or brominated molecules) such as carbon tetrachloride and TCE enter the cell, they immediately combine with some of the free electrons, temporarily reducing the number remaining in the electron cloud. The detector electronics, which maintain a constant current of about 1 nA through the electron cloud, are forced to pulse at a faster rate to compensate for the decreased number of free electrons. The pulse rate is converted to an analog output that is transmitted to the data system.

MIP/SC profiling was conducted at 12 locations (XX-14 through XX-25) in November 2001 to an average depth of 50 ft. Upon review of the initial data, it was determined that the instruments were not calibrated to detect contaminant concentrations at the levels that were found at the MCA Barracks site. Another round of MIP/SC profiling was conducted at three locations (XX-13, XX-14, and XX-26) in April 2002.

Drilling was completed using a Geoprobe® truck-mounted rig. The results from each location are shown on the following pages. Detector 1 provides the PID readings, detector 2 the FID readings, and detector 3 the ECD readings.

Hunter Army Airfield
MIP Log 14B

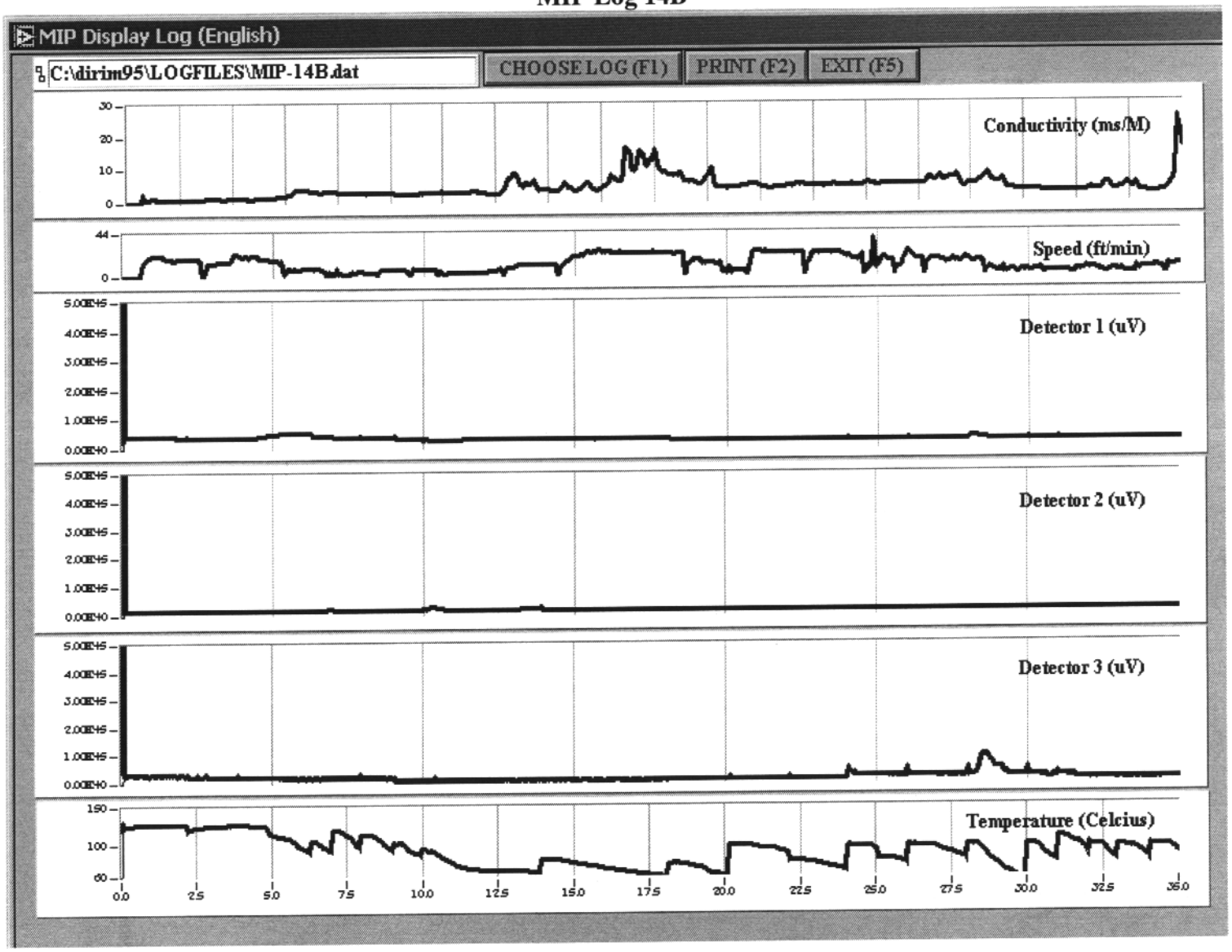

Hunter Army Airfield
MIP Log 16

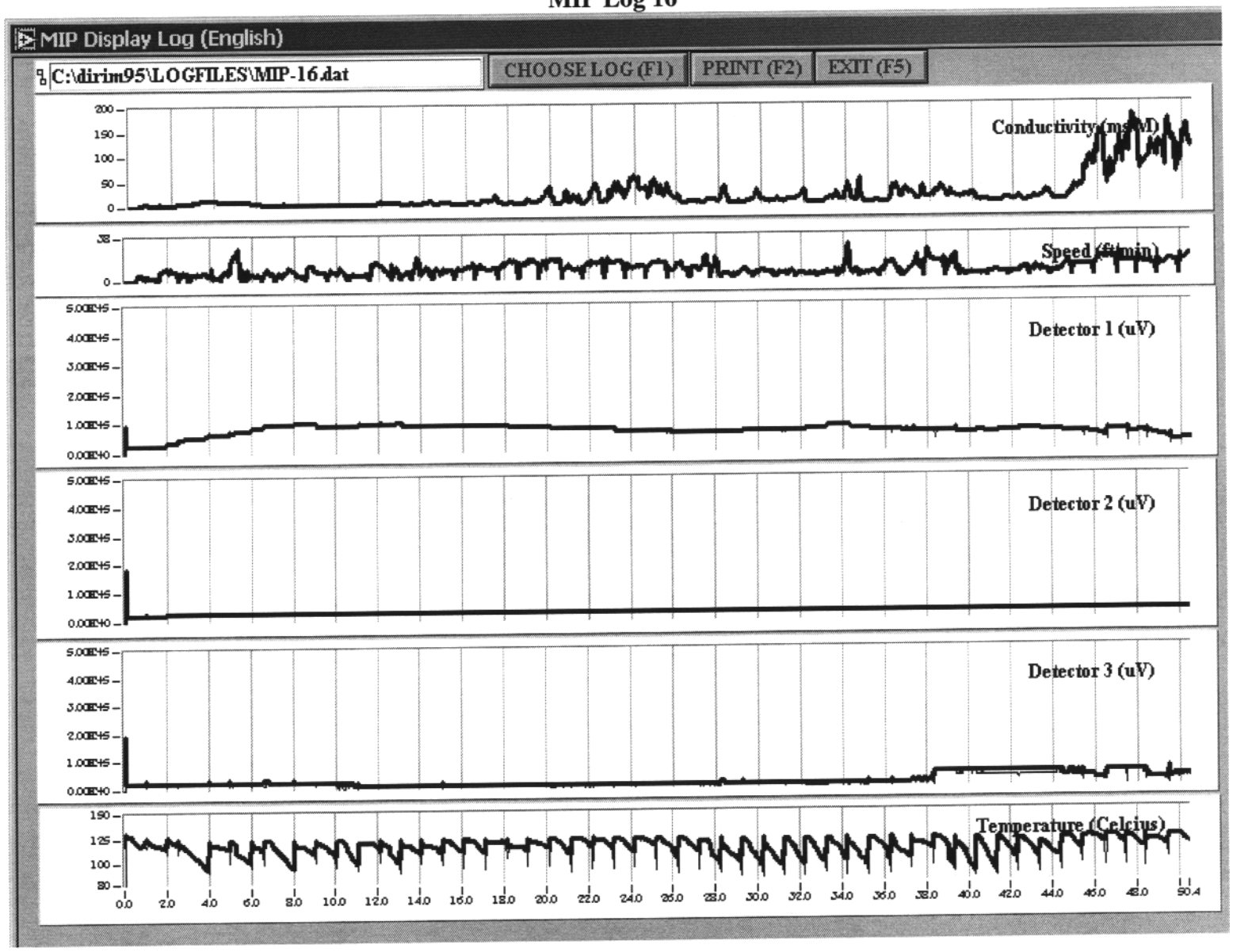

Hunter Army Airfield
MIP Log 17

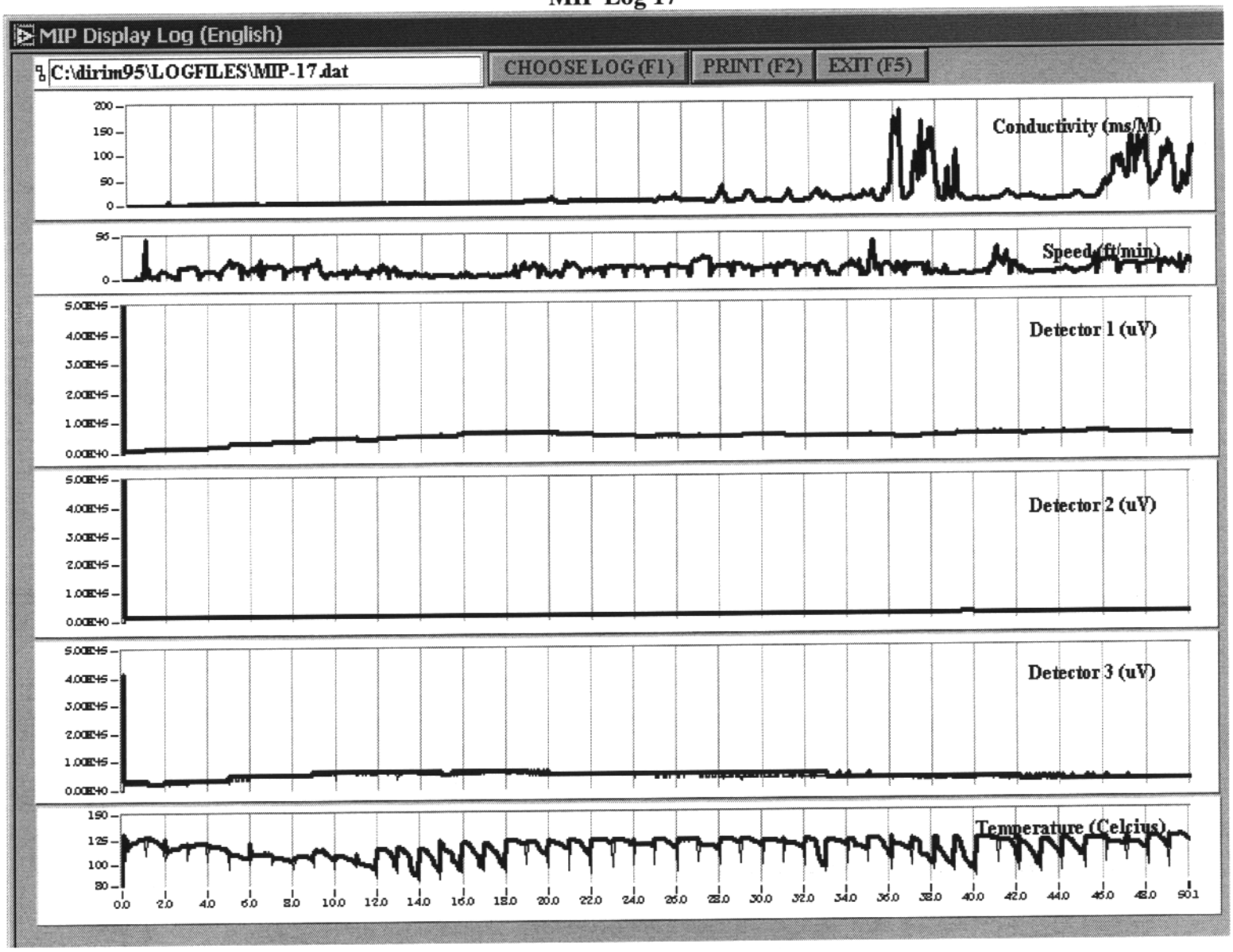

Hunter Army Airfield
MIP Log 18

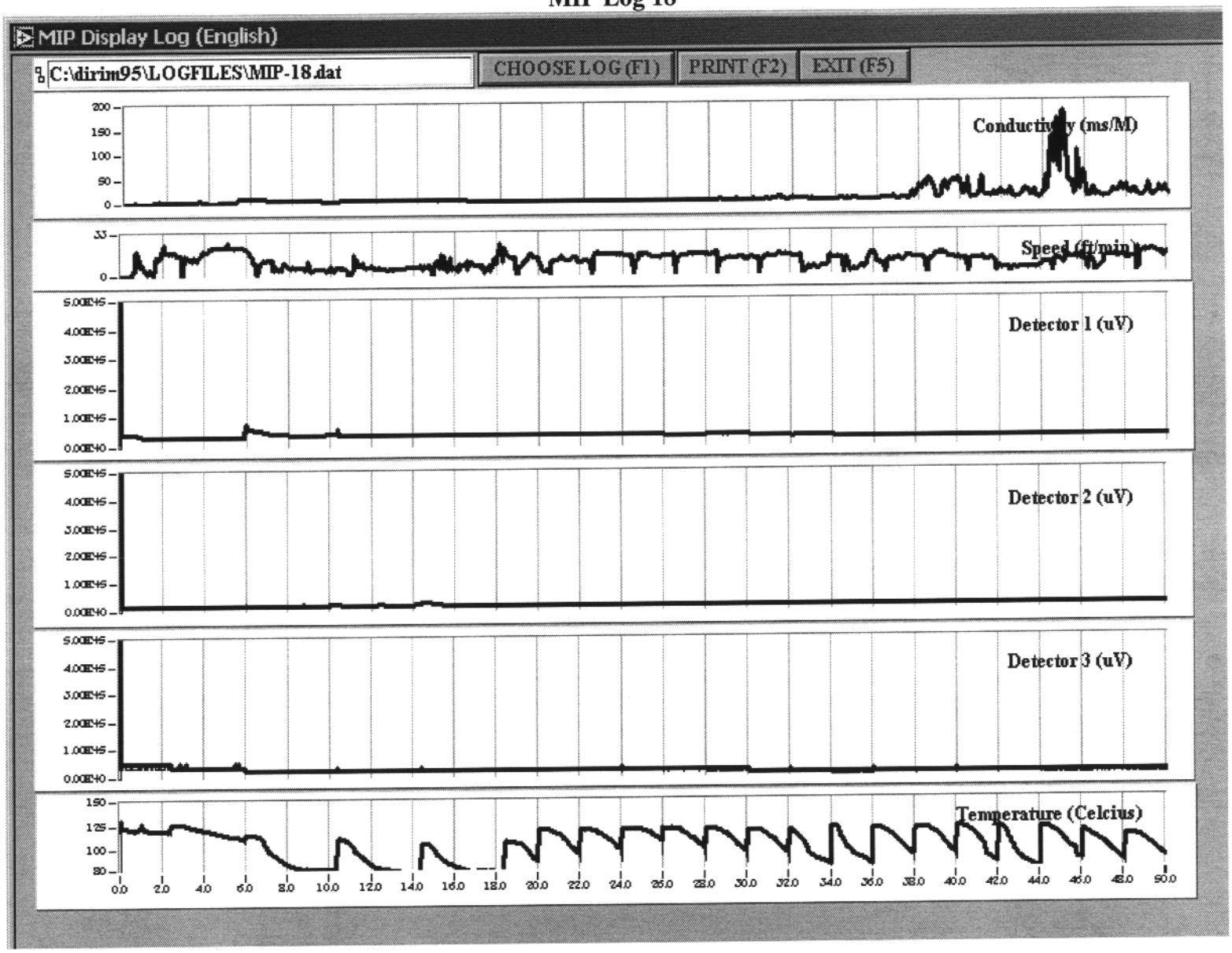

Hunter Army Airfield
MIP Log 19

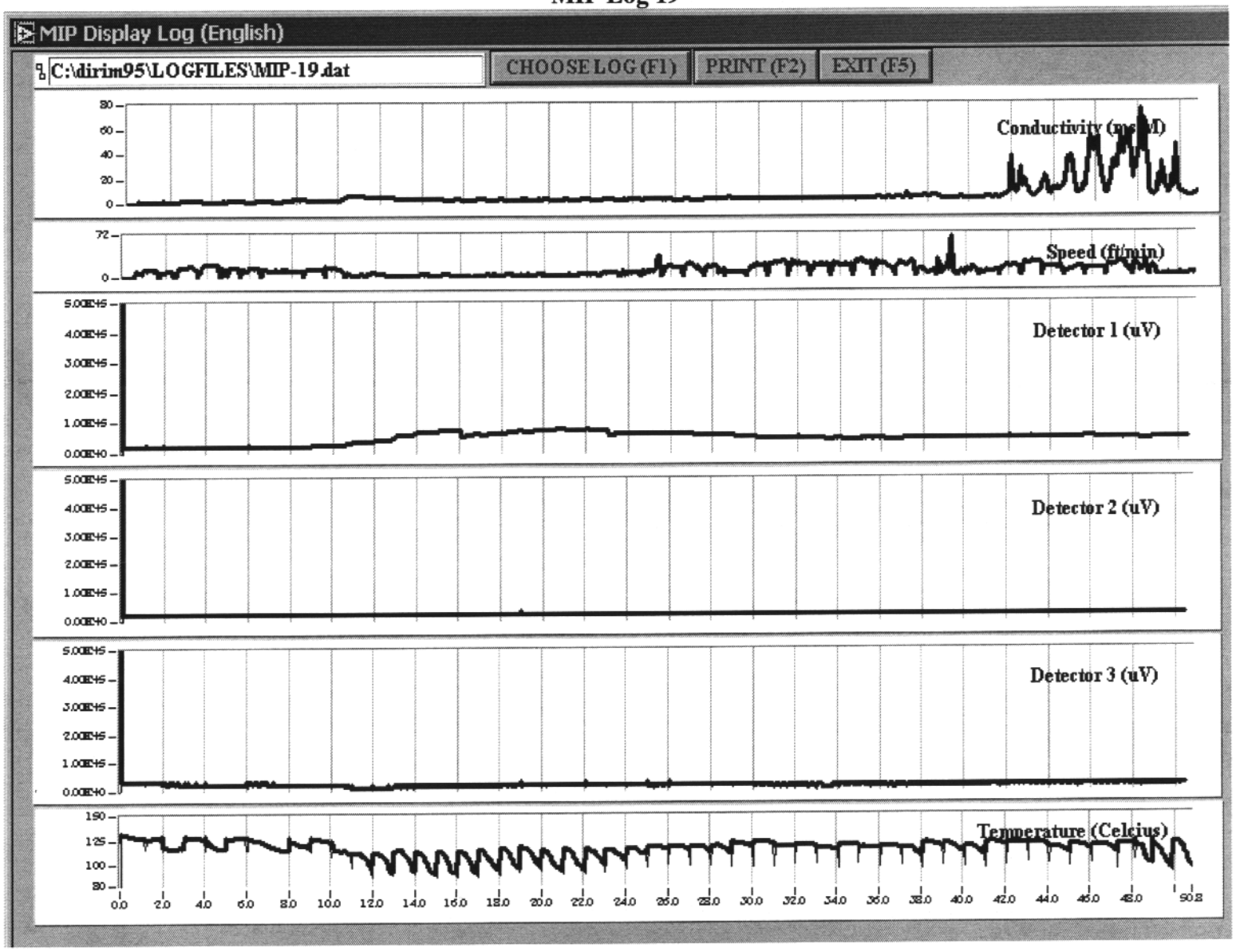

Hunter Army Airfield
MIP Log 20

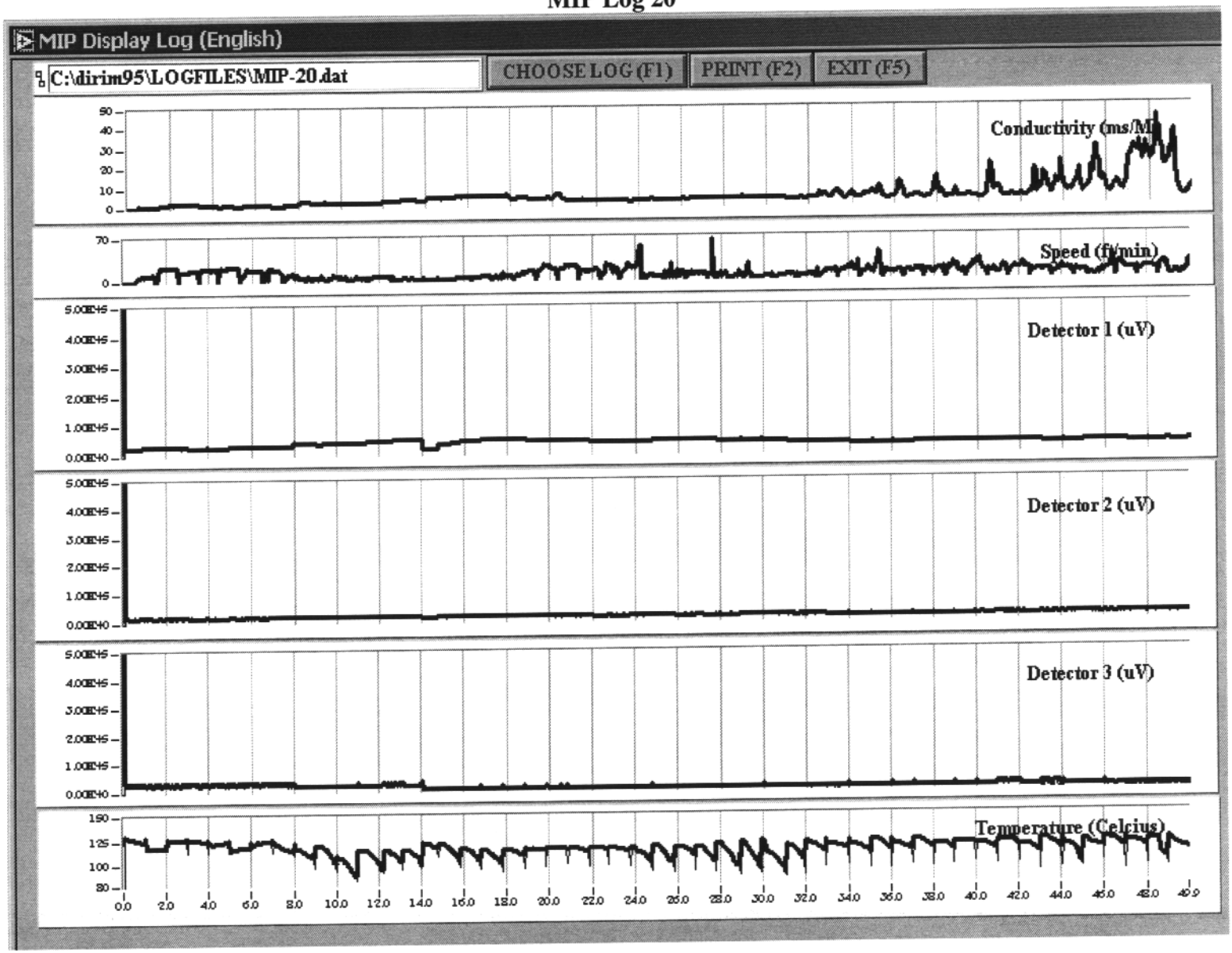

Hunter Army Airfield
MIP 21

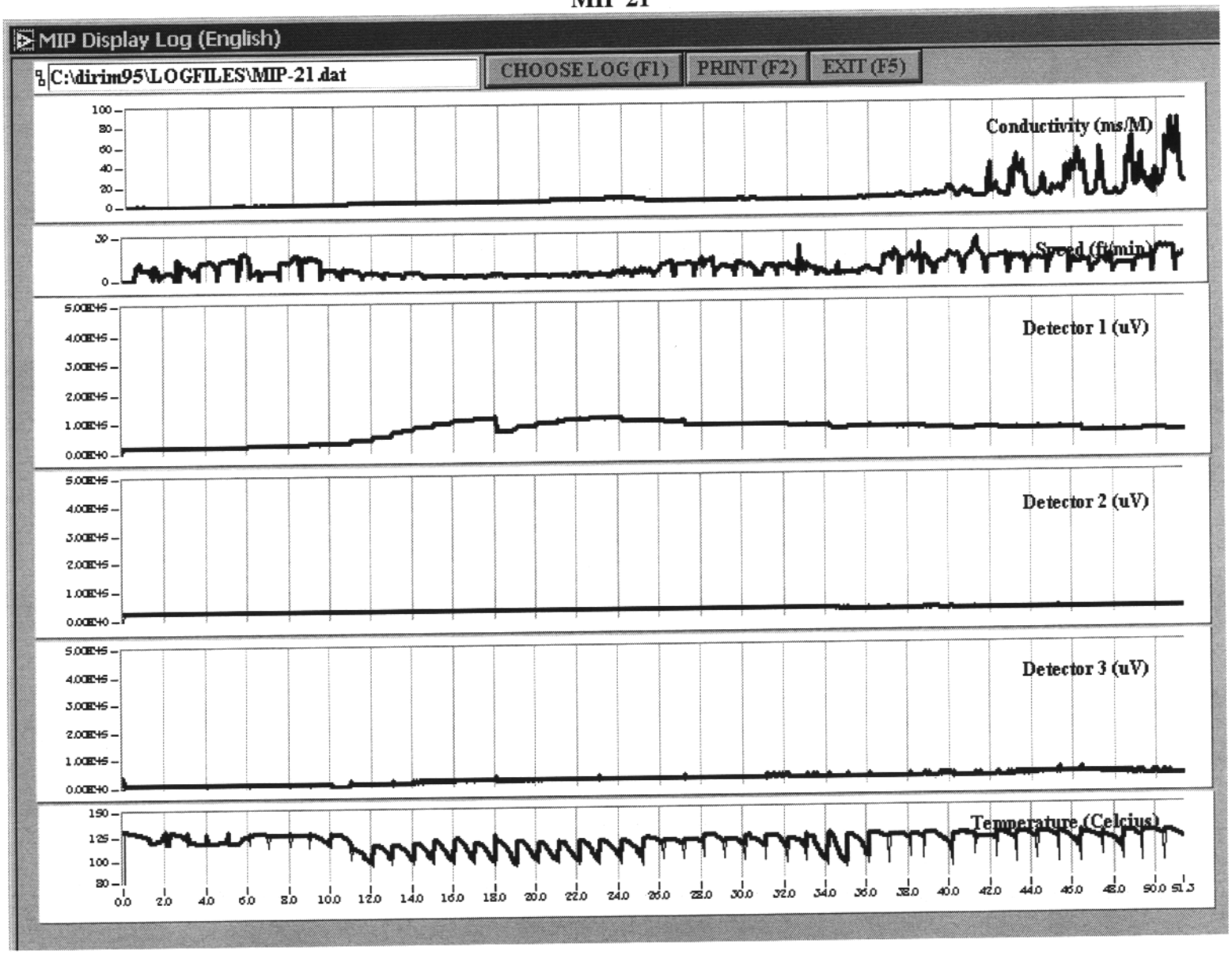

Hunter Army Airfield
MIP Log 22

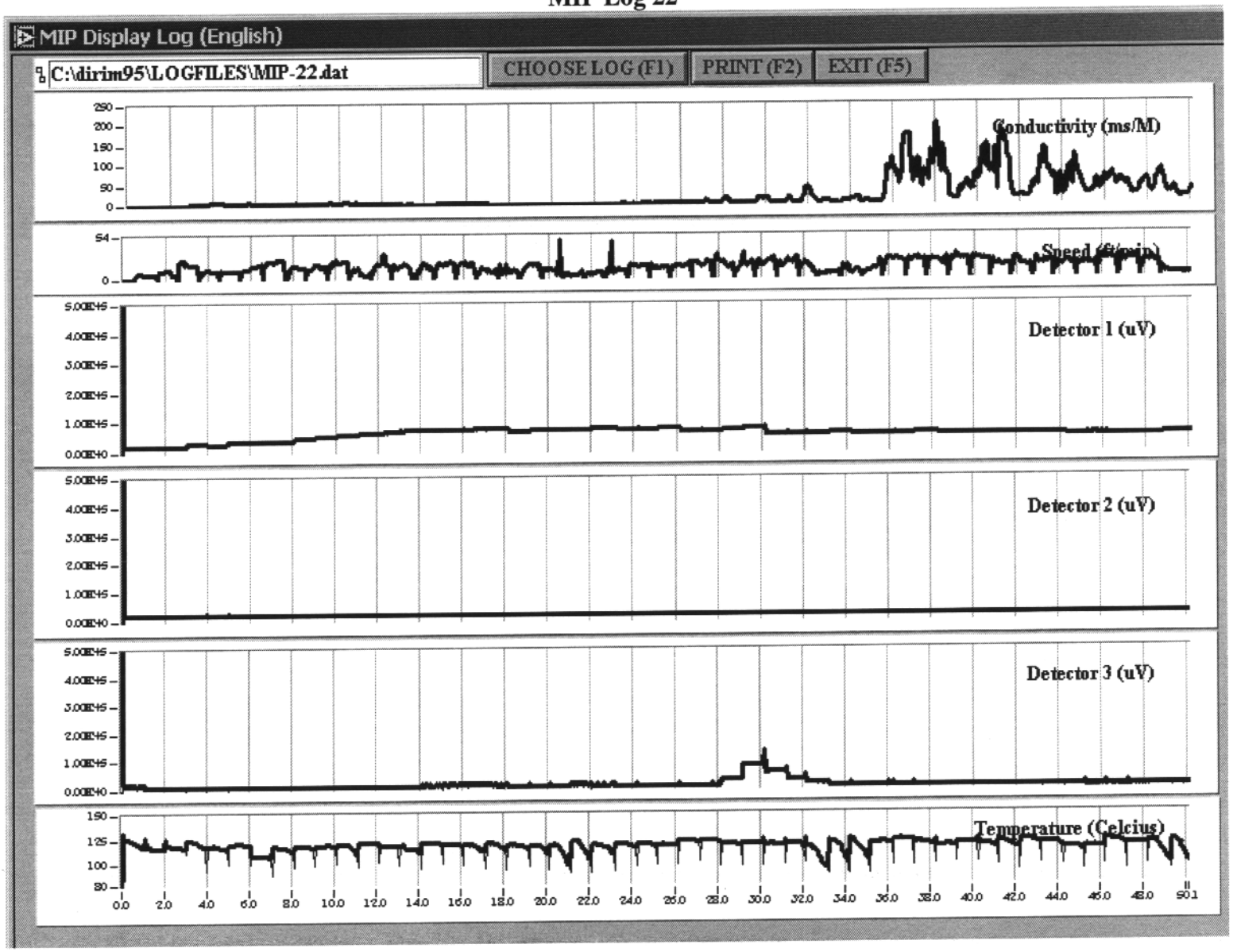

Hunter Army Airfield
MIP Log 23

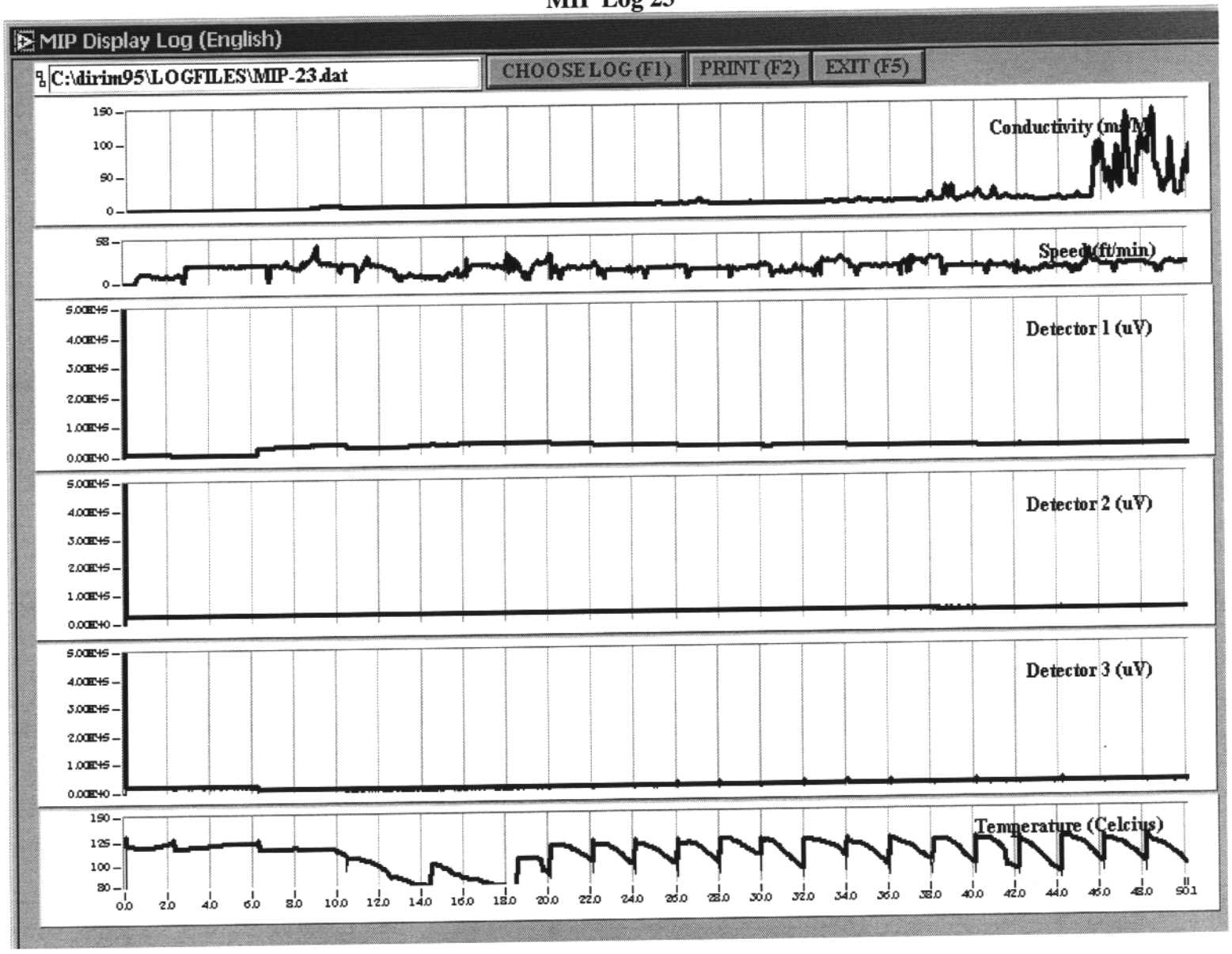

Hunter Army Airfield
MIP Log 24

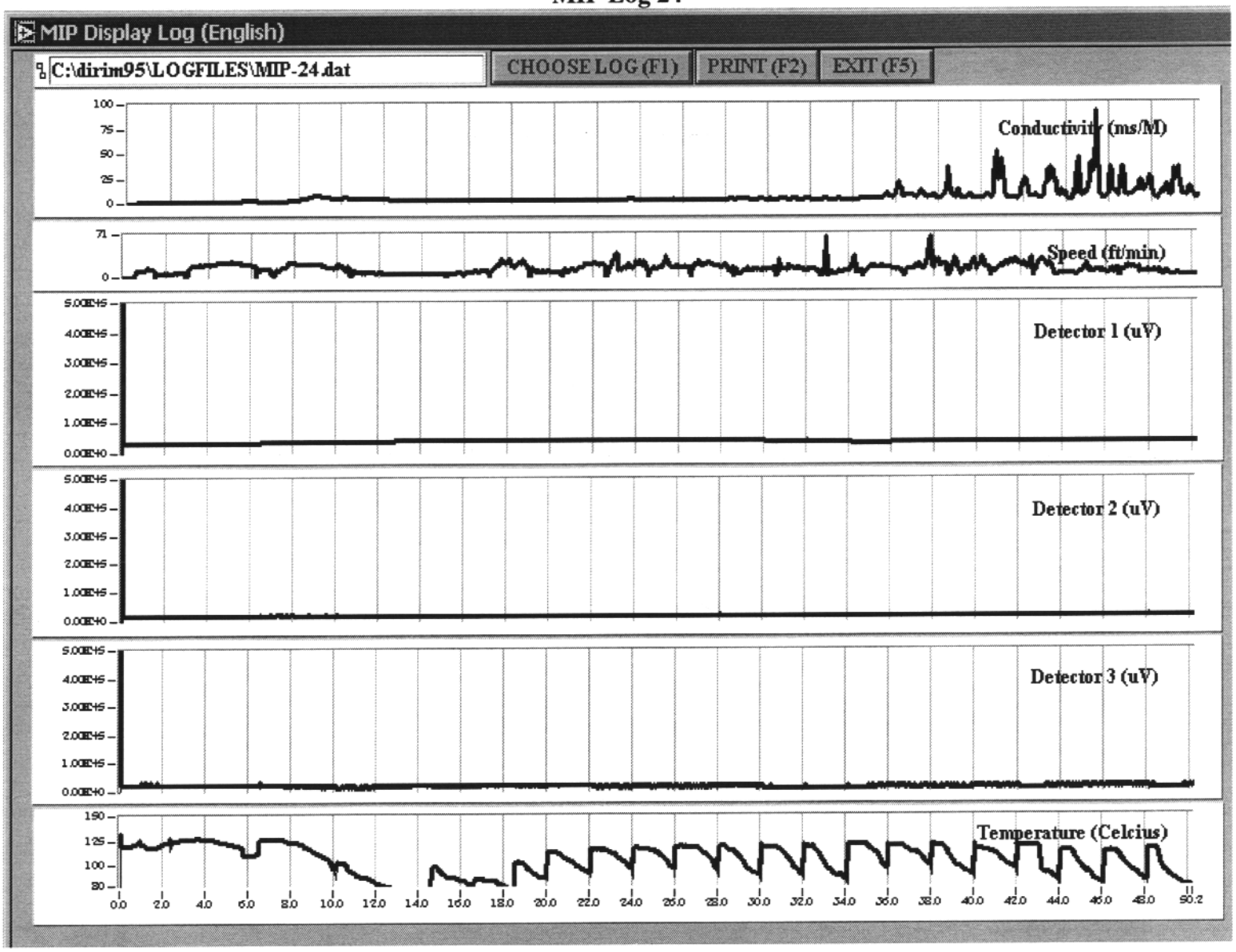

Hunter Army Airfield
MIP Log 25

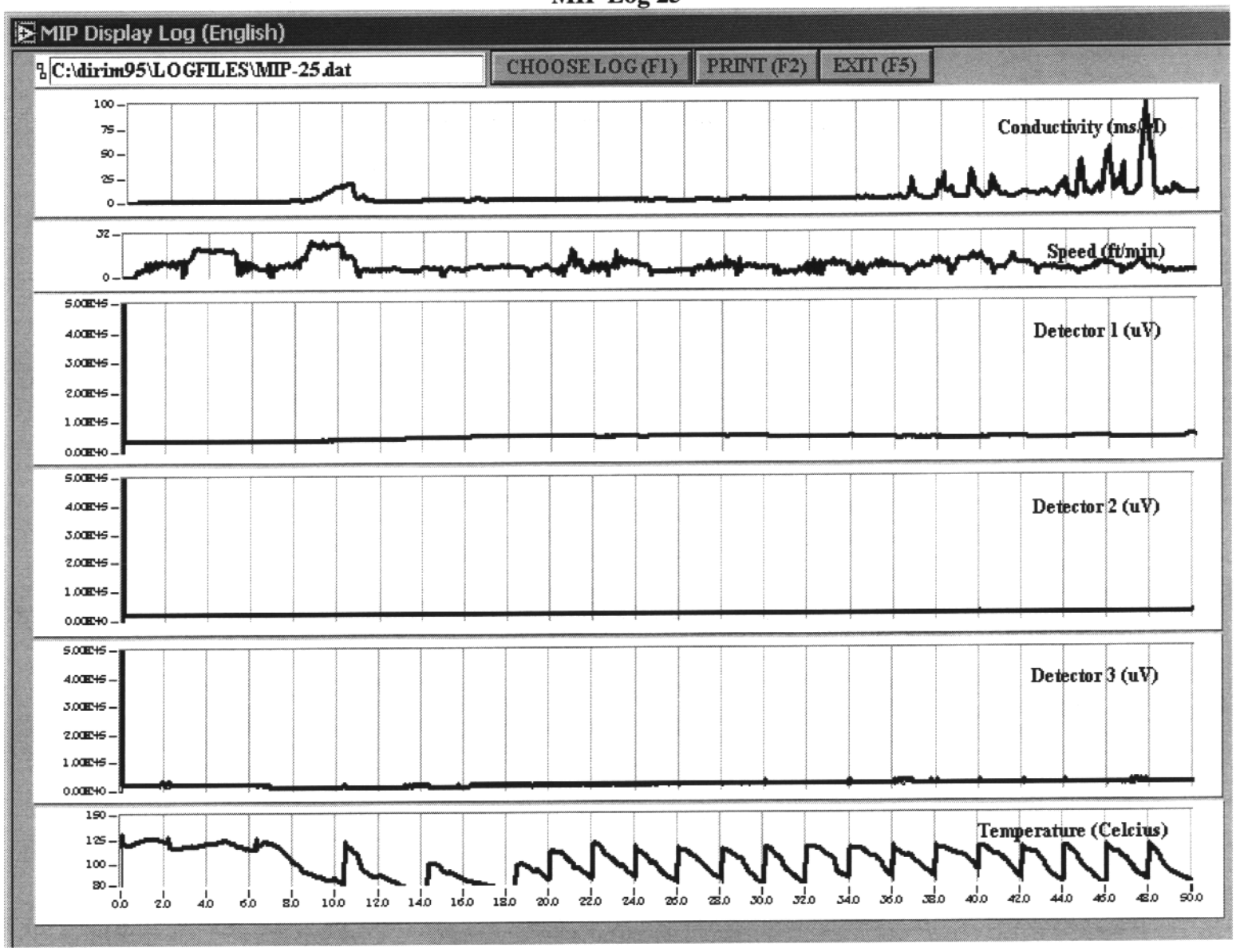

Hunter Army Airfield
MIP Log XX-13A
April 11, 2002

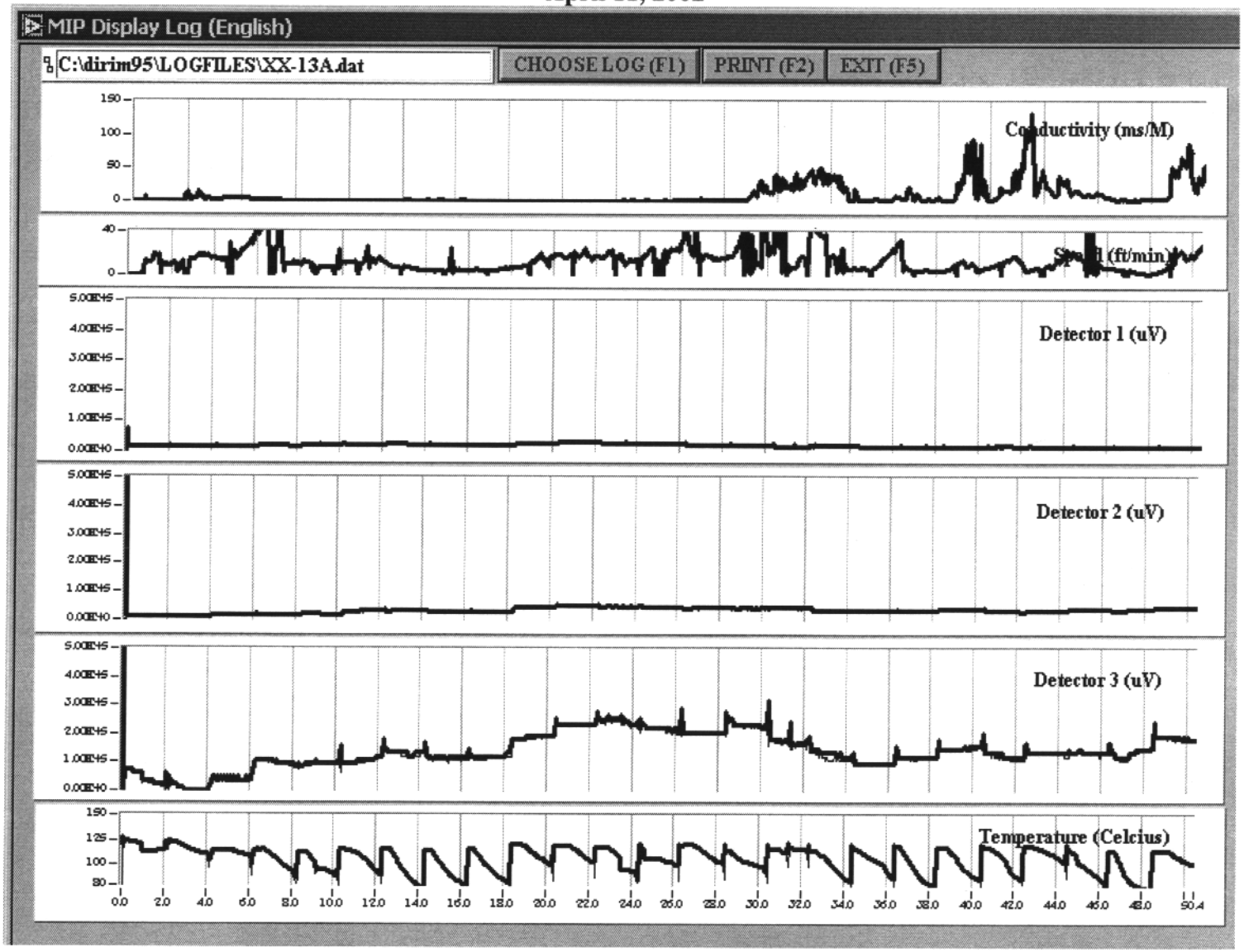

Hunter Army Airfield
MIP Log XX-14A
April 11, 2002

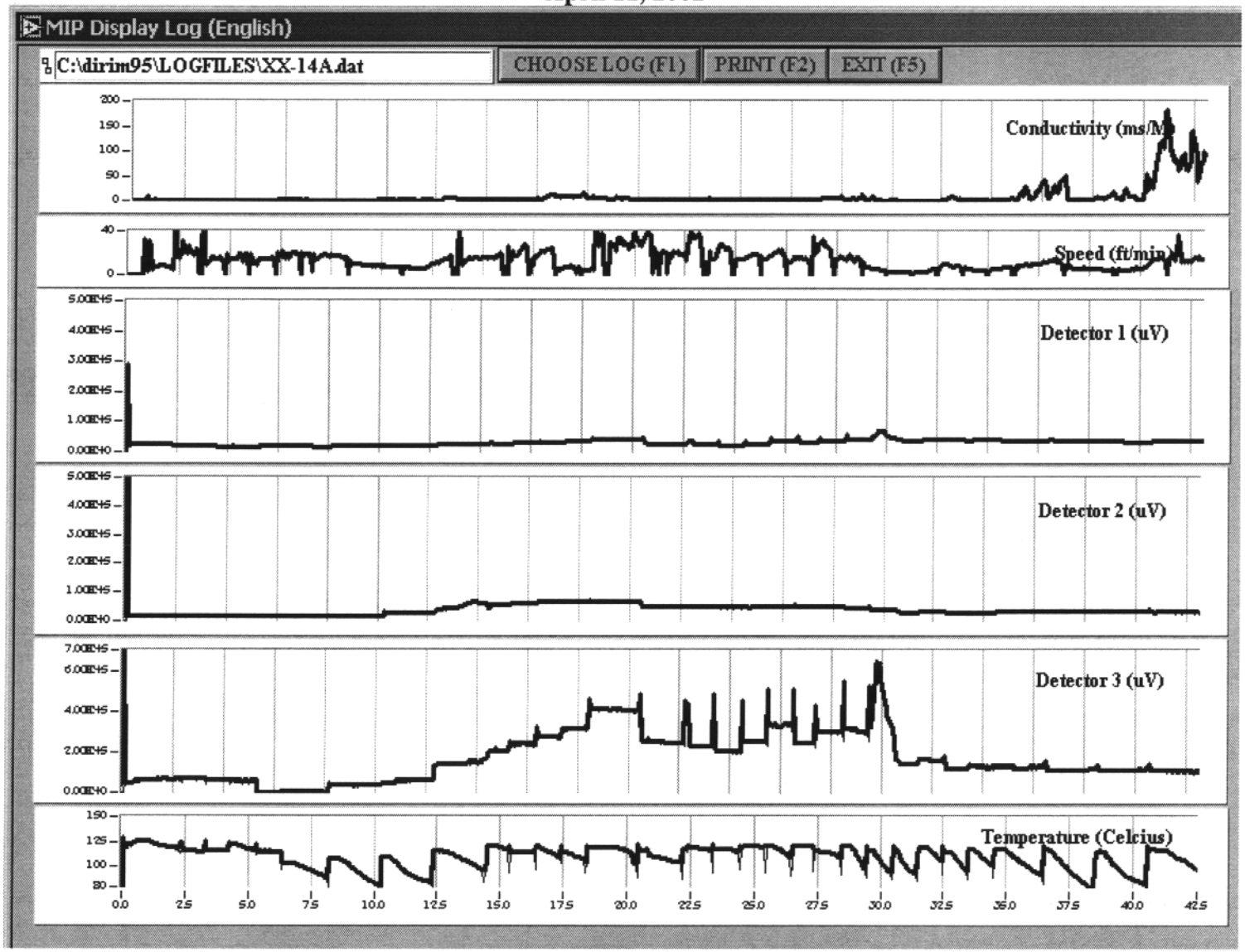

Hunter Army Airfield
MIP Log XX-26A
April 11, 2002