



# **ECONOMIC IMPACT AND CONTRIBUTION ANALYSIS FORT STEWART–HUNTER ARMY AIRFIELD**

## Overview Presentation



# Regions Analyzed

Wider Region	Counties	Cities
<b>Savannah-Hinesville-Statesboro, Georgia CSA</b>	Bulloch, Bryan, Effingham, Chatham, Liberty, Long, and Wayne	Savannah, Statesboro, Hinesville, Richmond Hill, Ludowici, Jesup, Rincon
<b>Savannah Metropolitan Statistical Area+</b>	Bulloch, Bryan, Effingham, Chatham,	Savannah, Statesboro, Richmond Hill, Rincon
<b>Hinesville Metropolitan Statistical Area+</b>	Liberty, Long, and Wayne	Hinesville, Richmond Hill, Ludowici, Jesup



Savannah-  
Hinesville  
Statesboro



Savannah  
Metropolitan  
Statistical Area



Hinesville  
Metropolitan  
Statistical Area

# 2019 GDP and Employment Statistics

	Georgia	Savannah-Hinesville Statesboro, GA CSA	Savannah Metropolitan Statistical Area+	Hinesville Metropolitan Statistical Area+
<b>Gross Regional Product*</b>				
Total Industry	\$616,333.30	\$27,817.10	\$23,124.22	\$4,692.88
<b>Population</b>				
Total Population	10,617,423	583,882	472,961	110,921
Working Age Population (18-64)	6,596,026	368,597	300,206	68,391
<b>Employment</b>				
Total Employed	4,741,191	254,891	212,891	42,815
Labor Force	5,072,766	273,186	227,766	45,186

*\*All dollars are in millions,  
Source: JobsEQ, April 2021;*

# Method and Model Overview

- Four basic categories
  - Personnel
  - Local operations/civilian contracts
  - Construction projects
  - Payments made to retirees
- IMPLAN Model
  - IMPLAN Transaction
    - Direct
    - Indirect
    - Induced
  - Geographic Area

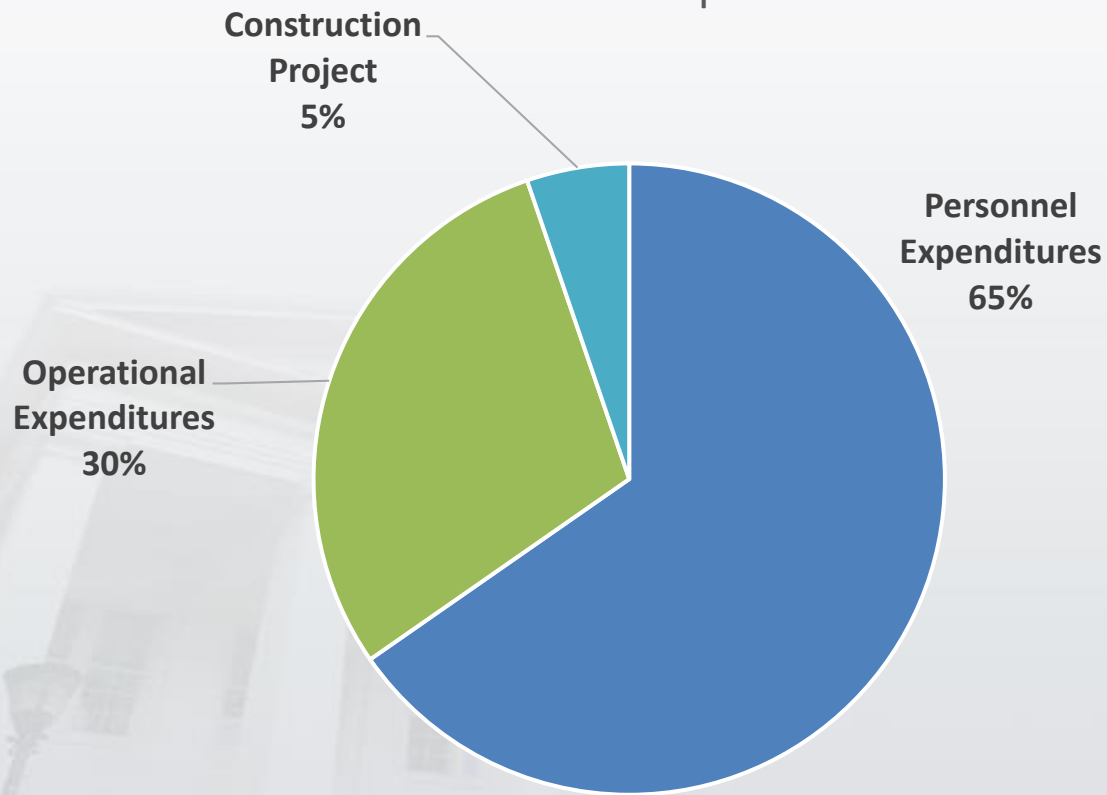
# Economic Overview

Fort Stewart – Hunter Army Airfield Economic Contributions in Fiscal Year 2020:

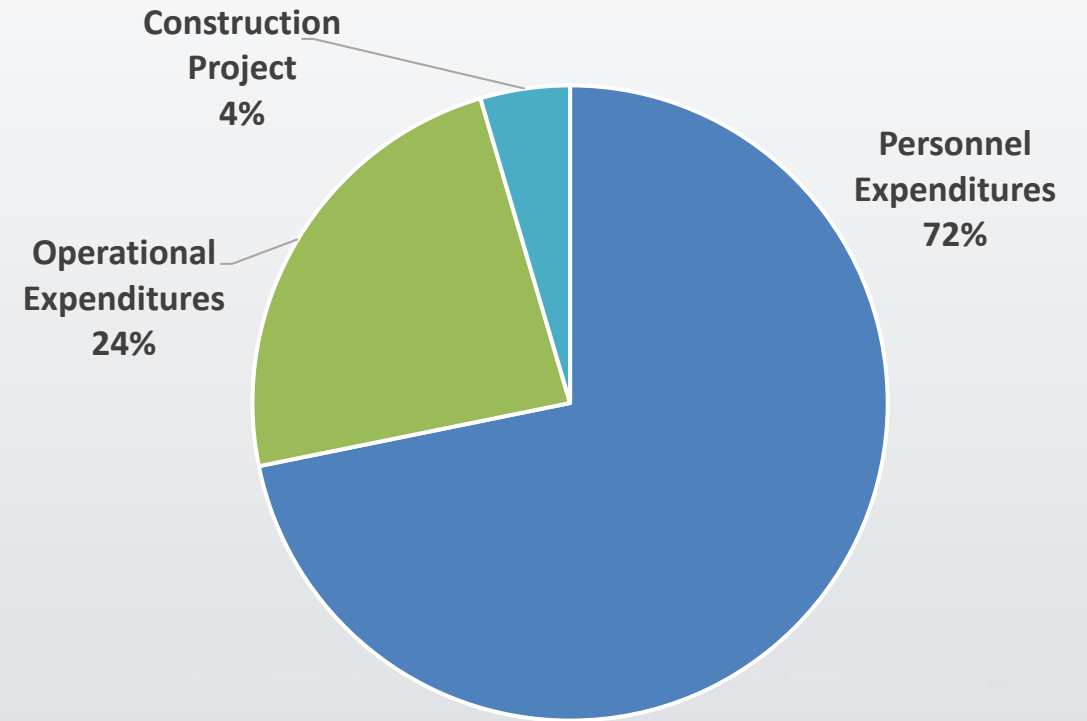
- To the Savannah-Hinesville-Statesboro Combined Statistical Area (SHSCSA)
  - \$4.99 billion in economic output
  - \$3.65 billion in gross regional product
- To the Hinesville Metropolitan Statistical Area +
  - \$3.05 billion in economic output
  - \$2.27 billion in gross regional product
- To the Savannah Metropolitan Statistical Area +
  - \$1.94 billion in economic output
  - \$1.39 billion in gross regional product

# Categorical Allocations

Total Output

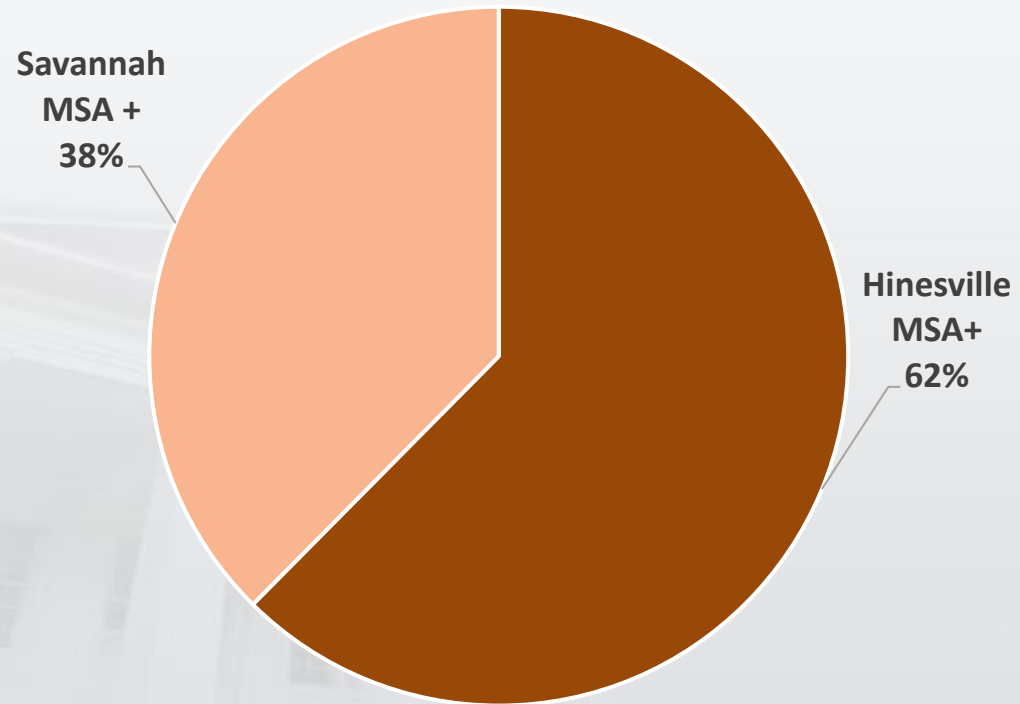


Total Employment

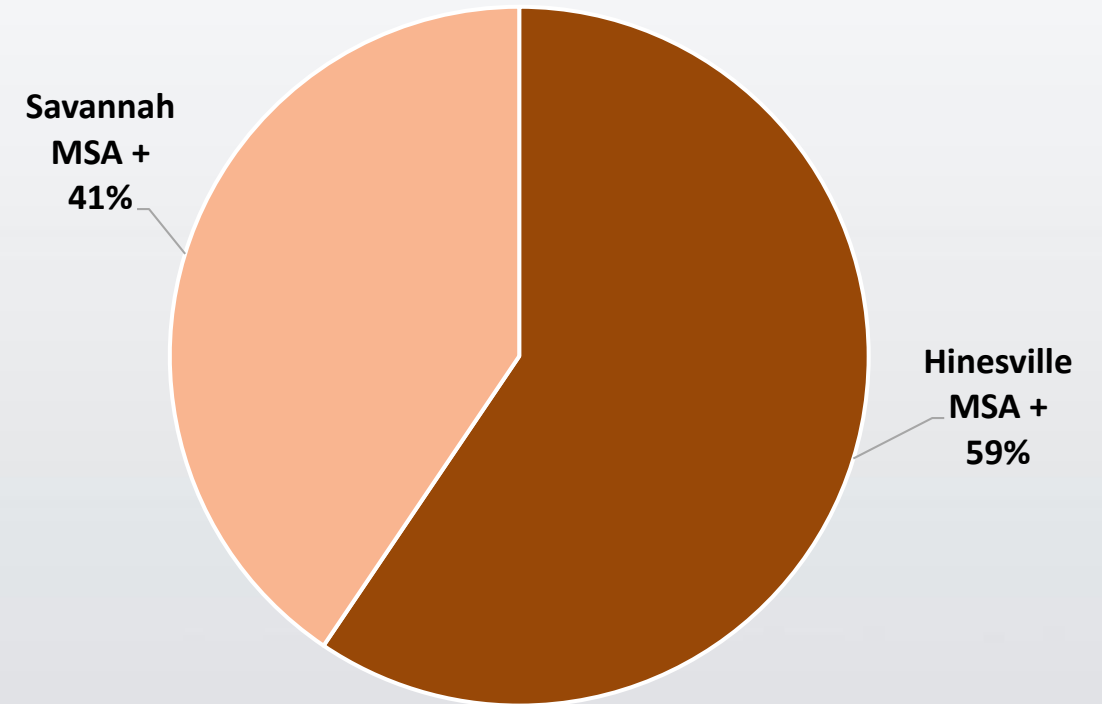


# Regional Allocations

Total Output



Total Employment



# Employment and Labor Income Impact

- A total of 39,293 jobs are supported.
  - 28,615 (73%) jobs are directly linked
  - 10,678 (27%) jobs are linked to businesses that provide products or services
- Total labor income is \$2,445.33 billion.
  - \$2040.50 billion in direct impact
  - \$404.83 million in indirect and induced impact



# Paid Retirees Impact

- Department of Defense Service-related Retirees
  - Economic output increased by \$198 million
  - This spending is linked to 1,427 jobs
- Hinesville MSA Retirees
  - Contributed \$48.88 million in economic output
  - Supported 353 local jobs
  - Provided \$9.87 million in labor income
- Savannah MSA Retirees
  - Contributed \$140.37 million in economic output
  - Supported 1,007 jobs
  - Provided \$40.20 million in labor income

# Tax Revenue Generated

<b>Wider Region*</b>	<b>Tax on Production and Impact (TOPI)</b>	<b>Enterprises (Corporations)</b>	<b>Household Taxes</b>	<b>Total</b>
Georgia	\$37.60	\$6.92	\$34.27	\$78.79
Savannah- Hinesville Statesboro, Georgia CSA	\$69.68	\$0	\$1.31	\$71.00

\*All dollars are in millions

# Conclusion

## Savannah-Hinesville-Statesboro Combined Statistical Area

- Supplies nearly 15% of the region's workforce through direct and indirect employment
- \$4.99 billion in total output product
- \$3.65 billion in gross regional product
- \$71.0 million linked to counties, municipalities, and school/special taxing districts