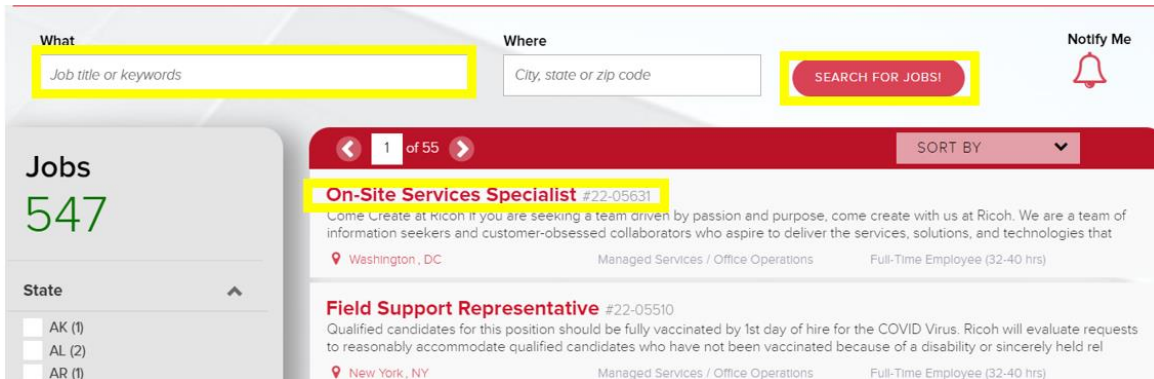
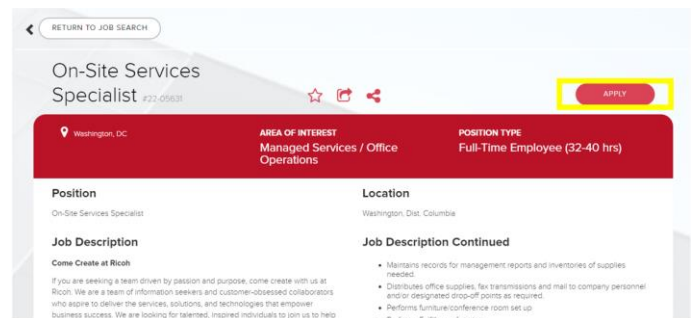


Applying for a Career with Ricoh

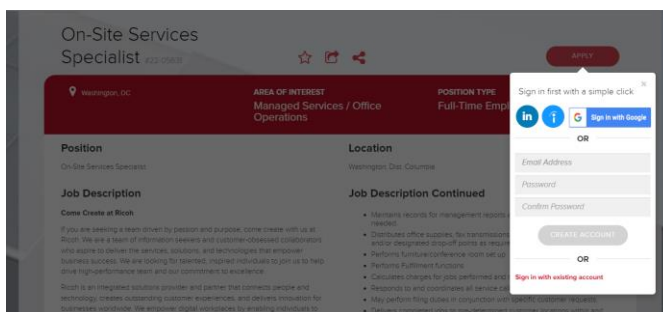
1. After finding a job listing on the Military Job Postings list, go to www.Ricoh-usa.com/careers.
2. Enter the requisition number or job title into the first search box.
3. Click 'Search For Jobs!'
4. Click on the job title to continue the application process.



5. On the next page that appears, click on 'Apply' in the top right-hand side of the screen.



6. Either sign in or create an account.



7. Once you are logged in, complete all information so that the application process can proceed in a timely manner.
 - a. Have your resume ready to upload.
8. Follow up communication will be sent by email.
9. Best Wishes in your future career endeavors!