Department of the Army
Headquarters, United States Army
Training and Doctrine Command
Fort Monroe, Virginia 23651-1047

***TRADOC Pamphlet 350-9**

19 February 2009

Training

U.S. ARMY TRAINING AND DOCTRINE COMMAND TRAINING DEVICES FOR ARMYWIDE USE

FOR THE COMMANDER:

OFFICIAL:

DAVID P. VALCOURT
Lieutenant General, U.S. Army
Deputy Commanding General/
Chief of Staff

RANDALL L. MACKEY
Colonel, GS
Deputy Chief of Staff, G-6

History. This publication is a rapid action revision. The portions affected by this rapid action revision are listed in the summary of change.

Summary. This rapid action revision describes United States Army Training and Doctrine Command (TRADOC) training devices produced by training support centers (TSC) or acquired through commercial sources to support training Armywide. This device program is centrally managed by the Army Training Support Center (ATSC), a TRADOC activity located at Fort Eustis, VA. This pamphlet does not contain all devices available through TSCs. A specific TSC may also manage locally designed and produced devices (which are not available Armywide) and U.S. Army Materiel Command (AMC) training devices. Further information on devices can be found in Department of the Army Pamphlet 350-9, through the Training Support-Materiel Armywide Tracking System (TS-MATS) internet application or local TSC catalog. Training devices described in this pamphlet are produced for Armywide use and are available for loan to units and institutions through the TSC system. These devices include those centrally produced by a TSC or a commercial source and distributed to other TSC for loan and issue, and drawings for Army training aid items which can be fabricated on request by a local TSC (if not already fabricated and available). While occasions of temporary nonavailability may arise, the TSC, through the Army command, may seek redistribution of a device from another TSC or request additional quantities in a follow-on production.

---

*This pamphlet supersedes TRADOC Pamphlet 350-9, dated 30 September 1993.

Applicability. This pamphlet applies to all Armywide organizations authorized use of training devices.

Proponent and exception authority. The proponent for this pamphlet is the Deputy Chief of Staff, G-3/5/7. The proponent has the authority to approve exceptions or waivers to this pamphlet that are consistent with controlling law and regulations.

Supplementation. Supplementation of this regulation and establishment of command and local forms is prohibited without prior approval from the Director, ATSC (ATIC), 2114 Pershing Avenue, Fort Eustis, VA 23604.

Suggested improvements. Users are invited to send comments and suggested improvements on Department of the Army (DA) Form 2028 (Recommended Changes to Publications and Blank Forms) directly to the Director, ATSC (ATIC), 2114 Pershing Avenue, Fort Eustis, VA 23604 or electronically to atsc-ops@atsc.army.mil. Suggested improvements may also be submitted using DA Form 1045 (Army Ideas for Excellence Program (AIEP) Proposal).

Distribution. This TRADOC regulation is available only on the TRADOC Homepage http://www.tradoc.army.mil.

Summary of Change

TRADOC Pamphlet 350-9
TRADOC Training Devices For Armywide Use

This rapid action revision, dated 19 February 2009-

o Updates Deputy Chief of Staff, G-3/5/7 as the proponent.

o Adds references to new devices throughout the pamphlet.

o Deletes references to obsolete devices throughout the pamphlet.

o Changes all device numbers from two digits to three digit numbers throughout the pamphlet.

Contents

Page

Chapter 1. Introduction ... 11
1-1. Purpose ... 11
1-2. References ... 11
1-3. Explanation of abbreviations and terms ... 11
1-4. Responsibilities ... 11
1-5. Arrangement of pamphlet ... 11
1-6. Requirements and distribution ... 11
Chapter 2. Engineering-05 Series ... 13
2-1. Engineer devices ... 13
2-2. DVC–T 05 041 placed training mine(PTM) kit ... 13
2-3. DVC-D 05-043A through DVC-D-043C Bangalore torpedo ... 13
2-4. DVC-D 05-046 demolition effects simulator (DES) ... 14
2-5. DVC-T 05-047 ordnance ... 15
2-6. DVC-D 05-048A through DVC-05-048D thermoformed plastic molds ... 15
2-7. DVC-T 05-048E through DVC-T 05048N plastic plugs ... 17
2-8. DVC–T 05-050, DVC–T 05-051, DVC–T 05-053, and DVC–T 05-054 training board sets ... 19
2-9. DVC-T 05-062 improvised explosive device (IED) kit ... 21
Chapter 3. Infantry-07 Series ... 21
3-1. Infantry devices ... 21
3-2. DVC-T 07-083A and DVC-T 07-083B M16A1 rifle ... 21
3-3. DVC-T 07-084B sighting device ... 22
3-4. DVC-T 07-085 magazine rounds counter ... 22
3-5. DVC-T 07-086 target box paddle ... 22
3-6. DVC-T 07-087 riddle sighting device ... 23
3-7. DVC-T 07-088 chamber checker ... 23
3-8. DVC 07-T 093 javelin missile simulation round (MSR) with command and launch unit (CLU) ... 24
3-9. DVC-T 07-096 carbine, M4, plastic ... 24
3-10. DVC-T -7-099 9mm (millimeter) plastic pistol ... 24
3-11. DVC-T 07-100 multi-purpose arcade combat simulator (MACS) ... 25
3-12. DVC-T 07-101 bayonet chest cavity ... 25
3-13. DVC-T 07-102 parry arm ... 26
3-14. DVC-T 07-103 dime washer ... 26
3-15. DVC-T 07-104/3A, DVC-T 07-104/3B DVC-T 07-104/3C DVC-T 07-104/3D, DVC-T 07-104/3E and DVC-T 07-104/3F ashley targets ... 26
3-16. DVC-T 07-105 rifle rest target box ... 27
3-17. DVC-T 07-106 (formerly DVC-T 99-038) antitank (AT) field handling trainer (FHT) rocket launcher ... 27
3-18. DVC-T 07-107 pugil stick ... 27
3-19. DVC-T 07-108 combat dummy ... 28
Chapter 4. Ordnance–09 Series ... 28
4-1. Ordnance devices ... 28
4-2. DVC-T 09-34 through DVC-T 09-130 bombs, rockets, projectiles, fuzes, and mines ... 28

Contents, continued

Chapter 5. Quartermaster-10 Series 77
5-1. Quartermaster devices 77
5-2. DVC-T 10-020 graves registration kit (GRREG) 77
Chapter 6. Signal-11 Series 78
6-1. Signal device 78
6-2. DVC-T 11-061 Single Channel Ground and Airborne Radio System (SINCGARS) radio 78
Chapter 7. Armor-17 Series 78
7-1. Armor devices 78
7-2. DVC-T 17-102 armor vehicle models 79
7-3. DVC-T 17-105, DVC-T 17-106, DVC-T 17-107, DVC-T 17-108, DVC-T 17-111, and DVC-T 17-112 replica service rounds 79
Chapter 8. Weapons-23 Series 81
8-1. Weapons devices 81
8-2. DVC-T 23-030B rifle brass deflector 81
8-3. DVC–T 23-033 antitank practice mine 82
8-4. DVC-T 23-034 M16A1 antipersonnel practice mine 83
8-5. DVC-T 23-036 rim fire adaptor brass deflector 83
8-6. DVC-T 23-038 M14 antipersonnel mine (dummy) 84
8-7. DVC-T 23-041 and DVC-T 23-042 replicas of antitank mines 84
Chapter 9. Opposing Force-30 Series 85
9-1. Opposing force (OPFOR) devices 85
9-2. DVC-T 30-004 suitcase sagger 85
9-3. DVC-T 30-005 RPG-7 antitank grenade launcher with round 85
9-4. DVC-T 30-006 through DVC-T 30-011 OPFOR small arms 86
9-5. DVC-T 30-012 opposing force grenades/mines, RKG-3, antitank grenade 88
9-6. DVC-T 30-014 SA-7 guided antiaircraft missile system (GRAIL) 88
9-7. DVC-T 30-018 snaiperskaia vintovka dragunova (SVD) sniper rifle 89
9-8. DVC-T 30-025 Uzi machine gun 89
9-9. DVC–T 09-024 pistol with silencer 89
9-10. DVC-T 30-026 MAC-II with silencer 89
9-11. DVC-T 30-029 briefcase bomb 90
9-12. DVC-T 30-030 OPFOR vest with pipe bombs 90
9-13. DVC-T 30-031B, DVC-T 30-032, DVC-T 30-033, DVC-T 30-034A, and DVC-T 30-034B OPFOR men's complete outfit 91
Appendix A. References 93
Glossary 94

Table List

Table 1-1. Branch and series designations 12
Table 2-1. Components of PTM kit 13
Table 2-2. Training requirements and references 15
Table 4-1. Training requirements supported by ordnance devices 29
Table 5-1. Graves registration kit 78
Table 8-1. M21 antitank practice mine training requirements supported 82

Contents, continued

Table 8-2. M16A1 antipersonnel practice mine training requirements supported 83
Table 9-1. Men's Southwest Asia clothing description 92

Figure List

Figure 2-1. DVC-T 05-041 PTM kit 13
Figure 2-2. DVC-D 05-043A Bangalore connecting sleeve 14
Figure 2-3. DVC-D 05 043B Bangalore loading assembly 14
Figure 2-4. DVC-D 05 043B Bangalore nose sleeve 14
Figure 2-5. DES 15
Figure 2-6. Unexploded ordnance (UXO) training aids 15
Figure 2-7. DVC-D 05-048A mine mold, M21 16
Figure 2-8. DVC-D 05-048B mine mold, M16 16
Figure 2-9. DVC-D 05-048C AT mine mold, M15 16
Figure 2-10. DVC-D 05-048D AT mine mold, M19 17
Figure 2-11. DVC-T 05-048E M607 fuse 17
Figure 2-12. DVC-T 05-048F tilt rod 17
Figure 2-13. DVC-T 05-048G M26 arming wrench 17
Figure 2-14. DVC-T 05-048H M606 fuse 17
Figure 2-15. DVC-T 05-048I M25 arming wrench 18
Figure 2-16. DVC-T 05-048J M20 arming wrench 18
Figure 2-17. DVC-T 05-048K M1 activator 18
Figure 2-18. DVC-T 05-048L M2 activator 18
Figure 2-19. DVC-T 05-048M M22 arming wrench 18
Figure 2-20. DVC-T 05-048N M120 booster 19
Figure 2-21. DVC-T 05-050 UXO recognition set-7 boards 19
Figure 2-22. DVC-T 05-051 mine recognition set-4 boards 20
Figure 2-23. DVC-T 2-053 Bosnia mine recognition set-5 boards 20
Figure 2-24. DVC-T 05-054 Iraqi mine recognition set-5 boards 21
Figure 2-25. DVC-T 05-062 IED kit 21
Figure 3-1. DVC-T 07-083A and DVC-T 07-083B M16A2 rifle 22
Figure 3-2. DVC-T 07-084B sighting device 22
Figure 3-3. DVC-T 07-085 M16 magazine rounds counter 22
Figure 3-4. DVC-T 07-06 target box paddle 23
Figure 3-5. DVC-T 07-087 riddle sighting device 23
Figure 3-6. DVC-T 07-088 chamber checker 24
Figure 3-7. DVC 07-T 093 javelin MSR with CLU 24
Figure 3-8. DVC-T 07-096 carbine, M4, plastic 24
Figure 3-9. DVC-T 07-099 .9mm pistol 25
Figure 3-10. DVC-T 07-100 multipurpose arcade combat simulator (MACS) 25
Figure 3-11. DVC-T 07-101 bayonet chest cavity 25
Figure 3-12. DVC-T 07-102 parry arm 26
Figure 3-13. DVC-T 07-103 dime washer 26
Figure 3-14. DVC-T 07-104/3A 10, DVC-T 07-4/3B, and DVC-T 07-1043/C ashley targets (friendly) 26

Contents, continued

Figure 3-15. DVC-T 07-104/3D, DVC-T 07-4/3E, and DVC-T 07-104/3F ashley target (enemy) 27
Figure 3-16. DVC-T 07-105 rifle rest target box 27
Figure 3-17. DVC-T 07-106 AT 4 FHT rocket launcher 27
Figure 3-18. DVC-T 07-107 pugil sticks 28
Figure 3-19. DVC-T 07-108 combat dummy 28
Figure 4-1. DVC-T 09-034/3 projectile white phosphorus D462, USSR 29
Figure 4-2. DVC-T 09-036/1, 82mm mortar white phosphorus, D-832, USSR 29
Figure 4-3. DVC-T 09-037 OF-462 projectile, USSR 30
Figure 4-4. DVC-T 09-038 projectile white phosphorus, 500-1, Czech 30
Figure 4-5. DVC-T 09-053/5 VM 60 rocket and projectile fuze, USSR 30
Figure 4-6. DVC-T 09-039 mine, antitank TM62M, USSR 30
Figure 4-7. DVC-T 09-040 bomb, , high explosive (HE), fragmenting, model OFAB 31
Figure 4-8. DVC-T 09-041 bomb, incendiary, ZAB, 2.5 USSR 31
Figure 4-9. DVC-T 09-042 bomb, PTAB 2.5 with fuze, USSR 31
Figure 4-10. DVC-T 09-043 mine, antipersonnel (AP) 32
Figure 4-11. DVC-T 09-043/1 mine, TM-57, USSR 32
Figure 4-12. DVC-T 09-043/2 mine, TM-46, USSR 32
Figure 4-13. DVC-T 09-047 projectile, HE, RAP, OF-23, 180mm 33
Figure 4-14. DVC-T 09-048/1 projectile, grenade, PG9 33
Figure 4-15. DVC-T 09-048/2 projectile, grenade, PG7M 33
Figure 4-16. DVC-T 09-049 bomb, cluster, PTAB 500-225, USSR 34
Figure 4-17. DVC-T 09-051 bomb, cluster, PTAB 250, USSR 34
Figure 4-18. DVC-T 09-053/1 rocket and projectile fuze, VM30, USSR 34
Figure 4-19. DVC-T 09-053/2 rocket and projectile fuze, VM30L, USSR 35
Figure 4-20. DVC-T 09-053/3 fuze, rocket and projectile fuze, RGM, USSR 35
Figure 4-21. DVC-T 09-053/4 rocket and projectile fuze, RGM2, USSR 35
Figure 4-22. DVC-T 09-053/5 rocket and projectile fuze, VM60, USSR 35
Figure 4-23. DVC-T 09-053/6 rocket and projectile fuze, KTM-1, USSR 36
Figure 4-24. DVC-T 09-053/7 rocket and projectile fuze, KTM-IU, USSR 36
Figure 4-25. DVC-T 09-053/8 rocket and projectile fuze, MGZ-57, USSR 36
Figure 4-26. DVC-T 09-053/9 rocket and projectile fuze, M-6, USSR 37
Figure 4-27. DVC-T 09-053/10 rocket and projectile fuze, M-12, USSR 37
Figure 4-28. DVC-T 09-053/11 rocket and projectile fuze, GK-2, USSR 37
Figure 4-29. DVC-T 09-053/12 rocket and projectile fuze, V-429, USSR 38
Figure 4-30. DVC-T 09-053/13 rocket and projectile fuze, MRV-42, USSR 38
Figure 4-31. DVC-T 09-053/14 rocket and projectile fuze, MG-57, USSR 38
Figure 4-32. DVC-T 09-053/15 rocket and projectile fuze, V-25, USSR 39
Figure 4-33. DVC-T 09-053/18 rocket and projectile fuze, VSK, USSR 39
Figure 4-34. DVC-T 09-053/19 rocket and projectile fuze, V-90, USSR 39
Figure 4-35. DVC-T 09-055 mine, OKT-8, USSR 40
Figure 4-36. DVC-T 09-056 bomb, PROSAB 250 40
Figure 4-37. DVC-T 09-057 bomb, PTAB 2.5M, USSR 40
Figure 4-38. DVC-T 09-058/1 fuze, T-7, USSR 41

Contents, continued

Figure 4-39. DVC-T 09-058/2 fuze, VDM, Czech 41
Figure 4-40. DVC-T 09-058/3 fuze, GPV-2, USSR 41
Figure 4-41. DVC-T 09-058/4 fuze, NZ-60V, Czech 42
Figure 4-42. DVC-T 09-058/5 fuze projectile, PD30-BD, Czech 42
Figure 4-43. DVC-T 09-059/1 mortar, SIMM, NE, M66, 81mm, Yugoslavia 42
Figure 4-44. DVC-T 09-059/2 mortar, S-843, 120mm, illumanted, USSR 43
Figure 4-45. DVC-T 09-059/3 mortar, D-5, 120mm, smoke, USSR 43
Figure 4-46. DVC-T 09-059/4 mortar, M56, 120mm, HE, Yugoslavia 43
Figure 4-47. DVC-T 09-060/1 rocket, S-5K, 57mm, HEAT, USSR 44
Figure 4-48. DVC-T 09-060/2 rocket, RP-2, 130mm, HE, Czech 44
Figure 4-49. DVC-T 09-060/3 rocket, TYPE 63, 107mm, HE, Peoples Republic of China (PRC) 44
Figure 4-50. DVC-T 09-060/4 rocket, M-14-OF, 140mm, HE, USSR 45
Figure 4-51. DVC-T 09-061 grenade, rifle, heat, M57 with fuze UTI M61 45
Figure 4-52. DVC-T 09-062/1 projectile, HE, fragmenting, OF-412, 100mm, USSR 45
Figure 4-53. DVC-T 09-062/2 projectile fragmenting, OF-415, 100mm, USSR 45
Figure 4-54. DVC-T 09-062/3 projectile heat, BK-881, 82mm, USSR 46
Figure 4-55. DVC-T 09-062/4 projectile PSV, 85mm, AP, Czech 46
Figure 4-56. DVC-T 09-062/5 projectile PSV, 100mm, AP, Czech 46
Figure 4-57. DVC-T 09-063/1 projectile, BK-883, heat, 107mm, USSR 46
Figure 4-58. DVC-T 09-063/2 projectile, OF-18, fragmenting, 115mm, USSR 47
Figure 4-59. DVC-T 09-063/3 projectile, C-463, 122mm, illumanted, USSR 47
Figure 5-60. DVC-T 09-063/4 projectile, OF-482, 130mm, HE, fragmenting, USSR 47
Figure 5-61. DVC-T 09-063/5 projectile, DTS-1, 130mm, target marker, USSR 48
Figure 5-62. DVC-T 09-063/6 projectile, CP-46, 130mm, illumanted, USSR 48
Figure 4-63. DVC-T 09-063/7 projectile, BR482B, 130mm, AP, USSR 48
Figure 4-64. DVC-T 09-063/8 projectile, OF, 152mm, Czech 49
Figure 4-65. DVC-T 09-063/9 projectile, G543, 152mm, USSR 49
Figure 4-66. DVC-T 09-063/10 projectile, M31/37, 122mm, Yugoslavia 49
Figure 4-67. DVC-T 09-064 mortar, F-864, 240mm, USSR 50
Figure 4-68. DVC-T 09-065 projectile, 75mm, PRC 50
Figure 4-69. DVC-T 09-066/1 bomb fuze, AV-1 modified, USSR 50
Figure 4-70. DVC-T 09-066/2bomb fuze, AV-1 D/V, USSR 51
Figure 4-71. DVC-T 09-067/1 bomb fuze, VDV unarmed, USSR 51
Figure 4-72. DVC-T 09-067/2 bomb fuze, VDV armed, USSR 51
Figure 4-73. DVC-T 09-068 projectile fuze, GVMZ-7, USSR 52
Figure 4-74. DVC-T 09-070 bomb, AO 50-100, USSR 52
Figure 4-75. DVC-T 09-071 bomblet, AO1, with fuze AM-A 52
Figure 4-75. DVC-T 09-072 fuze, bomb, AM-A 53
Figure 4-76. DVC-T 09-073 fuze, projectile, type 1 53
Figure 4-77. DVC-T 09-074 fuze, bomb, ADVM (armed) 53
Figure 4-78. DVC-T 09-075 fuze, bomb, ADVM (unarmed) 54
Figure 4-79. DVC-T 09-076 mine, antipersonnel, Belgium 54
Figure 4-80. DVC-T 09-077 fuze, projectile, type 53, model 2, PRC 54

Contents, continued

Figure 4-81. DVC-T 09-078 fuze, projectile, type 1, PRC 55
Figure 4-82. DVC-T 09-079 fuze, projectile, type 100-3, PRC 55
Figure 4-83. DVC-T 09-080 fuze, projectile, type 9, PRC 55
Figure 4-84. DVC-T 09-081 mortar, 60mm, HE, type unknown, PRC 56
Figure 4-85. DVC-T 09-082 60mm, HE, fragmenting, type 31, PRC 56
Figure 4-86. DVC-T 09-083 mine, model PMD with fuze MUV 56
Figure 4-87. DVC-T 09-084 landmine, AP NO. 7 MK1, Great Britain 56
Figure 4-88. DVC-T 09-084/1 mine, bar, L90, Great Britain 57
Figure 4-89. DVC-T 09-84/3 landmine, M19, U.S. 57
Figure 4-90. DVC-T 09-084/4 landmine, RAAM, U.S. 57
Figure 4-91. DVC-T 09-084/5 landmine, GATOR, U.S. 57
Figure 4-92. DVC-T 09-085 grenade, heat 58
Figure 4-93. DVC-T 09-086 landmine AP, POMZ-2M 58
Figure 4-94. DVC-T 09-087 fuze, bomb, ATM-EB 58
Figure 4-95. DVC-T 09-088 fuze, bomb, AVU-E 59
Figure 4-96. DVC-T 09-089 projectile with fuze, 81mm, illumanted, Israel 59
Figure 4-97. DVC-T 09-090 grenade, with concussion, AZ-58K-100 59
Figure 4-98. DVC-T 09-091 fuze, projectile, type M-5, PRC 60
Figure 4-99. DVC-T 09-092 landmine, AP, France 60
Figure 4-100. DVC-T 09-093 projectile, 52mm, illumanted, Israel 60
Figure 4-101. DVC-T 09-094 fuze, projectile, model 28/21 B35, France 61
Figure 4-102. DVC-T 09-095 UZE PTAB 2.5 meter (modified) 61
Figure 4-103. DVC-T 09-096 rocket, 132mm, model S3K 61
Figure 4-104. DVC-T 09-097 grenade, hand/HEAT, Hosam type 1, Egypt 62
Figure 4-105. DVC-T 09-098 landmine, AP, HE, model 59, “inkstand” France 62
Figure 4-106. DVC-T 09-099 mortar, 82mm, illumanted, 832C 62
Figure 4-107. DVC-T 09-100 mortar, 60mm, PRC 63
Figure 4-108. DVC-T 09-101 grenade, heat/hand, HOSAM, type 3, Egypt 63
Figure 4-109. DVC-T 09-103 projectile, smoke, Israel 63
Figure 4-110. DVC-T 09-104 landmine, PMA-3, Yugoslavia 64
Figure 4-111. DVC-T 09-105 landmine, VSAR 50, Italy 64
Figure 4-112. DVC-T 09-105/1 mine, TC-6, Italy 64
Figure 4-113. DVC-T 09-105/2 mine, TC 2.4, Italy 64
Figure 4-114. DVC-T 09-105/3 mine, HCT-2, Italy 65
Figure 4-115. DVC-T 09-105/4 mine, VC 2.2, Italy 65
Figure 4-116. DVC-T 09-105/5 mine, HCT, Italy 65
Figure 4-117. DVC-T 09-105/6 mine, Valnara, Italy 65
Figure 4-118. DVC-T 09-105/7 mine, APVS-SO (smooth top), Italy 66
Figure 4-119. DVC-T 09-105/8 mine, AP, VS-MK 2, Italy 66
Figure 4-120. DVC-T 09-105/9 mine, AP, VS1.6, Italy 66
Figure 4-121. DVC-T 09-105/10 mine, adam 66
Figure 4-122. DVC-T 09-105/11 mine, mark 7 67
Figure 4-123. DVC-T 09-105/12 mine, FMK-3 67
Figure 4-124. DVC-T 09-105/13 mine, C3-B 67

Contents, continued

Figure 4-125. DVC-T 09-105/14 mine 67
Figure 4-126. DVC-T 09-106 rocket, warhead, 57mm, HE, model 55M 68
Figure 4-127. DVC-T 09-107 rocket, warhead, 57mm, heat, model S5K 68
Figure 4-128. DVC-T 09-108 landmine, TM 46 (modified) 68
Figure 4-129. DVC-T 09-109 grenade, hand, Italy 68
Figure 4-130. DVC-T 09-110 grenade, rifle, 57mm, silent mortar 69
Figure 4-131. DVC-T 09-111 rocket, 57mm, (LR), USSR 69
Figure 4-132. DVC-T 09-112 rocket, 57mm, (SR), USSR 69
Figure 4-133. DVC-T 09-113 projectile, 115mm, model BK-4M 70
Figure 4-134. DVC-T 09-114 projectile, 76mm, heat, model BK-354M 70
Figure 4-135. DVC-T 09-115 grenade, rocket, 73mm, HE, fragmenting, model OG-9 70
Figure 4-136. DVC-T 09-116 projectile, 90mm, CAN-90, Belgium 71
Figure 4-137. DVC-T 09-117 fuze, 36mm, GO-2, USSR 71
Figure 4-138. DVC-T 09-118 fuze, UTM-1 Yugoslavia 71
Figure 4-139. DVC-T 09-119 fuze, PSM, 4MK-1 72
Figure 4-140. DVC-T 09-120 rocket fuze, UTI M-63 72
Figure 4-141. DVC-T 09-121 60mm mortar, M270, U.S. 72
Figure 4-142. DVC-T 09-123 fuze MTX, M565, U.S. 73
Figure 4-143. DVC-T 09-124 rocket fuze, PROT M429, U.S. 73
Figure 4-144. DVC-T 09-126/1 grenade, 0G-7, USSR 73
Figure 4-145. DVC-T 09-127/1 rocket, RPG 18, USSR 74
Figure 4-146. DVC-T 09-127/2 rocket, RPT 22, USSR 74
Figure 4-147. DVC-T 09-127/3 submunition, BLU-97/B 74
Figure 4-148. DVC-09-127/4 submunition MK 118 75
Figure 4-149. DVC-T 09-127/5 submunition, M74 75
Figure 4-150. DVC-T-09-127/6 submunition, M118 75
Figure 4-151. DVC-7 09-127/7 bomb with fuze, MK82 76
Figure 4-153. DVC-T 09-128 mine recognition kit, Bosnia 76
Figure 4-154. DVC-T 09-129 mine kit, Iraq 76
Figure 4-155. DVC-T 09-130 M203 round 77
Figure 5-1. DVC-T 10-020 graves registration kit 77
Figure 6-1. DVC-T 11-061 SINCGARS mockup 78
Figure 7-1. DVC-T 17-102 armor vehicle models 79
Figure 7-2. DVC-T 17-105 105mm M920 armor-piercing fin-stabilized discarding sabot (APFSDS) 79
Figure 7-3. DVC-T 17-106 105mm, M921 HEAT 80
Figure 7-4. DVC-T 17-107 120mm, APFSDS 80
Figure 7-5. DVC-T 17-108 120mm, HEAT 80
Figure 7-6. DVC-T 17-111 120mm, M830 81
Figure 7-7. DVC-T 17-112 120mm, M829A/A2 SABOT 81
Figure 8-1. DVC-T 23-030B M16 rifle brass deflector 82
Figure 8-2. DVC-T 23-033 M21 antitank practice mine 82
Figure 8-3. DVC-T 23-034 M16A1 antipersonnel practice mine 83
Figure 8-4. DVC-T 23-036 rim fire adaptor brass deflector 84

Contents, continued

Figure 8-5. DVC-T 23-038 M14 antipersonnel mine (dummy) 84
Figure 8-6. DVC-T 23-041 M19 AT inert mine 84
Figure 8-7. DVC-T 23-042 M15 AT inert mine 85
Figure 9-1. DVC-T 30-004 suitcase sagger 85
Figure 9-2. DVC-T 30-005 RPG-7 antitank grenade launcher with round 86
Figure 9-3. DVC-T 30-006 OPFOR small arms AK-47 assault rifle 86
Figure 9-4. DVC-T 30-007 OPFOR small arms PRK squad machine gun 86
Figure 9-5. DVC-T 30-008 OPFOR small arms PM-50 pistol (with holster) 87
Figure 9-6. DVC-T 30-009 OPFOR grenades/mines, POMZ-2, AP grenade 87
Figure 9-7. DVC-T 30-010 OPFOR grenades/mines, RG-42, AP grenade 87
Figure 9-8. DVC-T 30-011 OPFOR grenades/mines, RGD-5, AP grendade 88
Figure 9-9. DVC-T 30-012 OPFOR grenades/mines, RKG-3, antitank grenade 88
Figure 9-10. DVC-T 30-014SA-7 (GRAIL) 88
Figure 9-11. SVD sniper rifle 89
Figure 9-12. DVC-T 30-024 Uzi machine gun 89
Figure 9-13. DVC-T 30-025 pistol with silencer 89
Figure 9-14. DVC-T 30-026 MAC-II with silencer 90
Figure 9-15. DVC-T 30-029 briefcase bomb 90
Figure 9-16. DVC-T 30-031A OPFOR dress with pipe bombs (Southwest Asia) 91
Figure 9-17. DVC-T 30-031B men’s disha dasha (off-white, long sleeve tunic), DVC-T 30-032 OPFOR Southwest Asia dress men’s egal (headband), DVC-T 30-033 OPFOR Southwest Asia dress men’s shimagh (headscarf), DVC-T 30-034A OPFOR Southwest Asia dress men’s pants 91

Chapter 1
Introduction

1-1. Purpose
Training devices are three-dimensional objects and associated computer software developed, fabricated, stand alone, embedded, or appended and procured specifically for improving the learning process and to usually support the live training environment. This pamphlet describes three types of devices. They are:

a. Devices produced by one training support center (TSC) and distributed to other TSCs under central U.S. Army Training and Doctrine Command (TRADOC) management. These devices are designated in this pamphlet as “DVC T.”

b. Devices acquired through commercial sources as directed by TRADOC and distributed to TSCs.

c. Devices fabricated by TSCs from drawings for Army training aids (DATA) packages distributed by Army Training Support Center (ATSC). These devices are designated in this pamphlet as "DVC D."

1-2. References
Required and related publications and prescribed and referenced forms are listed in appendix A.

1-3. Explanation of abbreviations and terms
Abbreviations and special terms used in this regulation are explained in the glossary.

1-4. Responsibilities

1-5. Arrangement of pamphlet
Chapters 2 through 9 describe training devices which are managed by ATSC and are available for loan to units and institutions through TSCs. It includes devices which are produced by one TSC or acquired through a commercial source and distributed to other TSCs; and DATA items which can be fabricated by many TSCs upon request. The system of device designation is similar to that used in Department of the Army (DA) Pamphlet (Pam) 350-9, except that DATA devices are indicated by a -D suffix and TRADOC centrally produced devices are indicated by a -T suffix. The first number or numbers indicate the branch of service having the most usage for the item. The second number or numbers after the hyphen are sequential numbers which identify the device. Device descriptions are arranged in service branch groupings to assist users in identifying devices related to a specific branch. Series designations are listed in table 1-1.

1-6. Requirements and distribution

a. Requirements or suggestions for new devices will be submitted by: a proponent school, a major command, a unit, an individual, or a TSC. Army Regulation (AR) 350-38 provides instructions and formats for submission of requirements to ATSC. Distribution is identified in the appropriate requirements document.

b. Requirements for devices listed in this pamphlet should be directed to the requestor's supporting TSC as identified in AR 5-9.

c. Requests for items which are not available from the supporting TSC should be directed to ATSC (ATIC-DDS), 2112 Pershing Avenue, Building 2112, Fort Eustis, VA 23604 or atsc-ops@atsc.army.mil.

d. Training devices in this pamphlet marked limited production are not generally available.

e. Department of Defense activities other than the Army and government agencies requiring devices should contact at ATSC (ATIC-DDS), 2112 Pershing Avenue, Building 2112, Fort Eustis, VA 23604 or atsc-ops@atsc.army.mil.

f. Requests for training devices for Foreign Military Sales should be directed to the U.S. Army Security Assistance Command, 5701 21st Street Fort Belvoir, VA 22060-5940.

Table 1-1
Branch and series designations

Prefix number	Branch of service	See figure(s) in this pam
01	Aviation	Not applicable
03	Chemical	Not applicable
05	Engineer	Figures 2-1 through 2-25
06	Field Artillery	Not applicable
07	Infantry	Figures 3-1 through 3-19
08	Medical	Not applicable
09	Ordnance	Figures 4-1 through 4-155
10	Quartermaster	Figure 5-1
11	Signal	Figure 6-1
17	Armor	Figure 7-1 through 7-7
19	Military Police	Not applicable
20	General	Not applicable
21	Individual	Not applicable
23	Weapons	Figures 8-1 through 8-7
30	Intelligence/Opposing Force	Figures 9-1 through 9-17
44	Air Defense Artillery	Not applicable
55	Transportation	Not applicable
57	Airborne	Not applicable

Chapter 2
Engineering-05 Series

2-1. Engineer devices
The devices in chapter 2 are used by the engineer field.

2-2. DVC–T 05 041 placed training mine(PTM) kit
Kit is used to demonstrate and practice arming and disarming procedures of mines and booby traps. Mines produce an audible sound when detonated, see figure 2-1. The kit is packaged in a durable, man portable carrying case with a foam liner. Components of the kit are listed in table 2-1.

Figure 2-1. DVC-T 05-041 PTM kit

Table 2-1
Components of PTM kit

Antitank Mines	Antipersonnel Mines	Antihandling Devices	Fuzes	Wrenches	Miscellaneous. Items
M15	M16A2	M1	M603	M20	M1 Activator
M19	M14	M1M1	M605	M22	M2 Activator
M21	M18A1	M3	M607	M25	M120 Booster
		MS		M26	Spool of trip wire
		M142			

2-3. DVC-D 05-043A through DVC-D-043C Bangalore torpedo
Components that replicate the actual Bangalore torpedo. Tubes are filled with dry sand before use. The inert Bangalore torpedo kit is used to train units that have a requirement to employ an inert Bangalore torpedo to Army mission training plan standards (task number 5-4-0310 as required by DA Pam 350-38, para 6-13). See figures 2-2, 2-3, and 2-4.

Figure 2-2. DVC-D 05-043A Bangalore connecting sleeve

Figure 2-3. DVC-D 05 043B Bangalore loading assembly

Figure 2-4. DVC-D 05 043B Bangalore nose sleeve

2-4. DVC-D 05-046 demolition effects simulator (DES)

Data package that provides information needed to construct and safely employ DES devices to include suggested operational uses, bills of material, and specifications for assembly. Included is a brief overview of the DES program, basic priming methods, and drawings for each DES, safety procedures and risk assessments, sources, resources and references. These devices can simulate blowing mines in place, destroying timber trestle bridges, destroying captured equipment and supplies, blowing road craters and gaining access to a building during military operations on urbanized terrain operations. They replace real demolitions for Soldiers to practice appropriate special operations training steps and safety procedures. See figure 2-5. The package consists of nine different simulators the M5A1 block, 1 pound trinitrotoluene block, M37 satchel charge, M112 C-4 block, 15 pound shape charge, 40 pound shape charge, 40 pound cratering charge, Bangalore torpedo, and M118 sheet explosive.



Figure 2-5. DES

2-5. DVC-T 05-047 ordnance

A set of plastic and metal replicas of explosive ordnance items for training purposes. The items are divided into one of the four types: dropped, projected, thrown, and placed. They are designed to be used for classroom and outdoor instruction for unexploded ordnance (UXO) training. Each element that will be conducting training will require at least one item from each of the four types. The items will be issued separately, this is not designed to be issued as a "package." There are sufficient items for several elements to be training at the same time. See figure 2-6. See table 2-2 for UXO training requirements and references.

Figure 2-6. Unexploded ordnance (UXO) training aids

Table 2-2
Training requirements and references

Training Requirements Common Tasks	Reference Publications:
093-403-5010	FM 21-16
093-403-5020	FM 21-14-SMCT
093-403-5030	

2-6. DVC-D 05-048A through DVC-05-048D thermoformed plastic molds

Used as a form for local fabrication of concrete training mines. The DATA package provides all information needed to make the mines. Concrete mines are the interim solution for collective and force-on-force training and will be used until the mine effects simulator mine is available. See figures 2-7 through 2-10.



Figure 2-7. DVC-D 05-048A mine mold, M21



Figure 2-8. DVC-D 05-048B mine mold, M16

Figure 2-9. DVC-D 05-048C AT mine mold, M15

Figure 2-10. DVC-D 05-048D AT mine mold, M19

2-7. DVC-T 05-048E through DVC-T 05048N plastic plugs

Plastic plugs, boosters, fuzes and tools used with concrete mines, see figures 2-11 through 2-20. The mine mold packages provide all information needed to make the mines.



Figure 2-11. DVC-T 05-048E M607 fuse

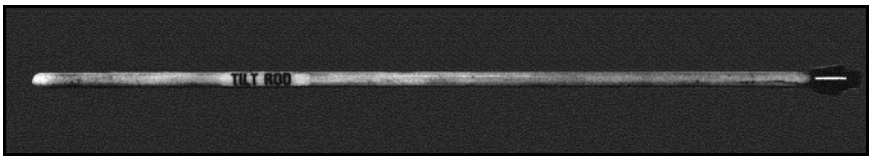

Figure 2-12. DVC-T 05-048F tilt rod

Figure 2-13. DVC-T 05-048G M26 arming wrench



Figure 2-14. DVC-T 05-048H M606 fuse

Figure 2-15. DVC-T 05-048I M25 arming wrench



Figure 2-16. DVC-T 05-048J M20 arming wrench

Figure 2-17. DVC-T 05-048K M1 activator

Figure 2-18. DVC-T 05-048L M2 activator

Figure 2-19. DVC-T 05-048M M22 arming wrench

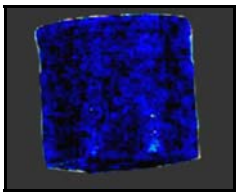

Figure 2-20. DVC-T 05-048N M120 booster

2-8. DVC–T 05-050, DVC–T 05-051, DVC–T 05-053, and DVC–T 05-054 training board sets

Two dimensional plastic replica training board sets, see figures 2-21 through 2-24. These recognition boards will show actual dimensions of the ordnance items, enhancing the Soldier's ability to recognize UXO hazards.

Figure 2-21. DVC-T 05-050 UXO recognition set-7 boards

Figure 2-22. DVC-T 05-051 mine recognition set-4 boards

Figure 2-23. DVC-T 2-053 Bosnia mine recognition set-5 boards

Figure 2-24. DVC-T 05-054 Iraqi mine recognition set-5 boards

2-9. DVC-T 05-062 improvised explosive device (IED) kit
Kit contains different types of Iraqi training munitions. Instructions on how to make and employ IEDs in training are available in this kit. The intent is that while training, a unit will be exposed to a wide variety of IEDs. The munitions in the kit would be interchangeable to reflect the weapon of choice used in the area of operation. See figure 2-25.

Figure 2-25. DVC-T 05-062 IED kit

Chapter 3
Infantry-07 Series

3-1. Infantry devices
The devices in chapter 3 are generally used by the Infantry Branch.

3-2. DVC-T 07-083A and DVC-T 07-083B M16A1 rifle
Full-scale, three dimensional plastic replicas of the M16A1 rifle with a modified barrel. This device can be used for drill and ceremony instruction, physical training, and demonstrations. See figure 3-1.

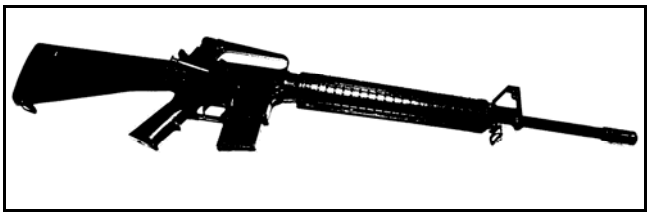

Figure 3-1. DVC-T 07-083A and DVC-T 07-083B M16A2 rifle

3-3. DVC-T 07-084B sighting device

A metal frame that attaches to the rear of the M16A1/A2 rifle carrying handle. A piece of smoked Plexiglas is inserted in the frame to allow a coach to view the Soldier's aiming point, see figure 3-2. This device slips onto the rear of the carrying handle for the M16A1/A2 rifle. When the Soldier looks through his sights, the coach, positioned alongside the Soldier, can look at the reflection on the tinted glass and view the same picture as the Soldier. This device is also known as the cheater or Belgian sight. The M16B sighting device allows coaches to insure their Soldiers are aiming correctly at the targets. Order DVC-T 07-084BR for right-handed Soldiers and DVC-T 07-084BL for left-handed Soldiers. See figure 3-2.

Figure 3-2. DVC-T 07-084B sighting device

3-4. DVC-T 07-085 magazine rounds counter

A hammer shaped plastic device which has graduations from 5 to 30 for measuring ammunition in 5 round increments. This device is used for accurately measuring the number of rounds in a magazine. Use of it not only saves loaders time, but insures that each Soldier has the proper number of rounds for each exercise. The handle of the device is placed into the magazine and forced down as far as it will go into the magazine. The Soldier looks at the graduations and instantly knows whether the magazine has enough ammunition. It can also be used to ensure that a magazine functions properly before loading. See figure 3-3.

Figure 3-3. DVC-T 07-085 M16 magazine rounds counter

3-5. DVC-T 07-086 target box paddle

A plate of plexiglass, 12 5/8" in length, with a silhouette target (scaled for 250 meters at 25 meters and 15 yards) on each end. On the center of the handle there are 2 circles (4cm and 1cm). The smaller one is for checking the shot group size during the target box exercise and the larger circle is for the live fire exercise. Soldiers practice with this device to insure that they can find the same aiming point each time they fire. Soldiers look through the sights of an M16A1 (in a

cradle) and tell their counterparts downrange in which direction they need to move the target paddle to achieve proper aiming point. When the proper aiming point is achieved the assistants mark the target board. Soldiers need to have 3 out of 3 shots within the 1cm circle to receive a go on the exercise. See figure 3-4.

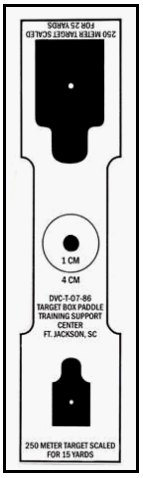

Figure 3-4. DVC-T 07-06 target box paddle

3-6. DVC-T 07-087 riddle sighting device

A silhouette target printed on a plastic strip which adheres to a small metal frame that attaches to the front sight of the M16A1 rifle. The device is used to insure that Soldiers can obtain a correct sight picture with their own weapons The device is attached to the front sight post and then moved until the Soldier obtains the correct sight picture. See figure 3-5.

Figure 3-5. DVC-T 07-087 riddle sighting device

3-7. DVC-T 07-088 chamber checker

A plastic replica of the chamber safety flag. This device is used to plug the barrel of the M16A1/A2 rifle at the receiver group to indicate the weapon is cleared. See figure3-6.

Figure 3-6. DVC-T 07-088 chamber checker

3-8. DVC 07-T 093 javelin missile simulation round (MSR) with command and launch unit (CLU)

A full-sized, non-operational, replica of a tactical round, capable of being attached to a tactical CLU. The MSR is a dummy round with same weight, shape, size, form, color, feel, tactile sensation, center-of-gravity, and appearance of the tactical javelin round. The javelin MSR will be used to train in the handling and transportation of the round and the assembly and disassembly procedures with a CLU. See figure 3-7.



Figure 3-7. DVC 07-T 093 javelin MSR with CLU

3-9. DVC-T 07-096 carbine, M4, plastic

A plastic replica of the M-4 Carbine with the external appearance and weight of the actual weapon. This device can be used in field exercises not requiring live fire. See figure3-8.

Figure 3-8. DVC-T 07-096 carbine, M4, plastic

3-10. DVC-T -7-099 9mm (millimeter) plastic pistol

A plastic replica of the .9mm plastic pistol with the external appearance and weight of the actual weapon. This device can be used for teaching disassembly and reassembly procedures without using the real pistols. See figure3-9.

Figure 3-9. DVC-T 07-099 .9mm pistol

3-11. DVC-T 07-100 multi-purpose arcade combat simulator (MACS)
MACS rifle marksmanship sustainment training device is based on a computer system. A light pen attached to a surrogate M16A/2 rifle provides the interface between the weapon and monitor on which the training programs are displayed. MACS is applicable in the sustainment of shooting skills, especially sight picture, sight alignment, trigger squeeze and breath control. Programs are provided which are intended to take the shooter from basic fundamentals through engagement of moving targets. See figure 3-10.

Figure 3-10. DVC-T 07-100 multipurpose arcade combat simulator (MACS)

3-12. DVC-T 07-101 bayonet chest cavity
The chest cavity is a plastic block 16 x 16 x 4 ½ inches with a 14 x 14 x 2 ¼ inch wooded core. This device will be used to teach bayonet training to develop confidence, coordination, and endurance. Also, this device will be used to familiarize the new solider with the basics of bayonet fighting, and to assist in developing discipline and esprit de corps. See figure 3-11.



Figure 3-11. DVC-T 07-101 bayonet chest cavity

3-13. DVC-T 07-102 parry arm

The parry arm is 3 inches in diameter and 51inches length with a galvanized pipe core 1 5/8 inch diameter and 51 inches long. This device will be used to teach bayonet training to develop confidence, coordination, and endurance. Also, this device will be used to familiarize the solider with the basics of bayonet fighting, and to assist in developing discipline and esprit. See figure 3-12.

Figure 3-12. DVC-T 07-102 parry arm

3-14. DVC-T 07-103 dime washer

A two piece plastic device used to help the soldier with breathing and flinching. This device will be used to steady the aim of fire. See figure 3-13.

Figure 3-13. DVC-T 07-103 dime washer

3-15. DVC-T 07-104/3A, DVC-T 07-104/3B DVC-T 07-104/3C DVC-T 07-104/3D, DVC-T 07-104/3E and DVC-T 07-104/3F ashley targets

Realistic vinyl target representations of friendly, enemy, or non-combatant Soldiers and civilians. The use of these TADSS will add target discrimination as a sub-task for initial entry training. See figures 3-14 for friendly and 3-15 for enemy targets.

Figure 3-14. DVC-T 07-104/3A 10, DVC-T 07-4/3B, and DVC-T 07-1043/C ashley targets (friendly)

Figure 3-15. DVC-T 07-104/3D, DVC-T 07-4/3E, and DVC-T 07-104/3F ashley target (enemy)

3-16. DVC-T 07-105 rifle rest target box

A wooden crate device that provides a position cradle for firing and aiming the weapon. This device is used for basic rifle marksmanship training. See figure 3-16.

Figure 3-16. DVC-T 07-105 rifle rest target box

3-17. DVC-T 07-106 (formerly DVC-T 99-038) antitank (AT) field handling trainer (FHT) rocket launcher

A plastic replica of the AT4 FHT rocket launcher with the external appearance and weight of the actual weapon. The use of this TADSS allows safe, realistic handling training. See figure 3-17.



Figure 3-17. DVC-T 07-106 AT 4 FHT rocket launcher

3-18. DVC-T 07-107 pugil stick

Foam padded tubes that are 5 ½ in diameter. Training in one-on-one pugil techniques increase a Soldier's skill in rifle-bayonet fighting, aggression and confidence. This training furnishes the fighter with an opponent who can think, move, fight back, and (most importantly) make corrections. See figure 3-18.



Figure 3-18. DVC-T 07-107 pugil sticks

3-19. DVC-T 07-108 combat dummy
Foam plastic first aid dummies/combat dummies. These training aids replicate the full body. The purpose of the dummy is to teach the Soldiers how to splint broken arms, legs etc. See figure 3-19.

Figure 3-19. DVC-T 07-108 combat dummy

Chapter 4
Ordnance–09 Series

4-1. Ordnance devices
The devices in chapter 4 are generally used by the Ordnance Branch.

4-2. DVC-T 09-34 through DVC-T 09-130 bombs, rockets, projectiles, fuzes, and mines
Full scale replicas of U.S. and foreign bombs, rockets, projectiles, fuzes and mines. These devices are primarily used to teach and practice render safe procedures to support training of explosive ordnance disposal (EOD) personnel. These submunitions; rockets; mortars; fuses, and grenades will be used for recognition, detection, and removal in an EOD or UXO class. Refer to AR 75-15 for regulatory guidance. Refer to table 4-1 for training requirements supported by these devices. See figures 4-1 through 4-151.

Table 4-1
Training requirements supported by ordnance devices

Field Manual 9-55D1/2:	Field Manual 9-55D3:	Field Manual 9-55D4:	Field Manual 9-55D5	Army Training and Evaluation Program(ARTEP) 9-520
093-401-1106	093-401-3142	093-401-4302	093-401-5381	3-11-111-1
093-401-1108	093-401-3221			3-11-111-2
093-401-1181				3-11-111-3
093-401-1182				3-11-111-4
093-401-1221				3-11-111-5
093-401-1222				
093-401-1224				
093-401-1227				
093-401-1228				
093-401-1381				
093-401-1385				
093-401-2108				
093-401-2141				

Figure 4-1. DVC-T 09-034/3 projectile white phosphorus D462, USSR

Figure 4-2. DVC-T 09-036/1, 82mm mortar white phosphorus, D-832, USSR

Figure 4-3. DVC-T 09-037 OF-462 projectile, USSR

Figure 4-4. DVC-T 09-038 projectile white phosphorus, 500-1, Czech

Figure 4-5. DVC-T 09-053/5 VM 60 rocket and projectile fuze, USSR

Figure 4-6. DVC-T 09-039 mine, antitank TM62M, USSR



Figure 4-7. DVC-T 09-040 bomb, high explosive (HE), fragmenting, model OFAB



Figure 4-8. DVC-T 09-041 bomb, incendiary, ZAB, 2.5 USSR

Figure 4-9. DVC-T 09-042 bomb, PTAB 2.5 with fuze, USSR

Figure 4-10. DVC-T 09-043 mine, antipersonnel (AP)

Figure 4-11. DVC-T 09-043/1 mine, TM-57, USSR

Figure 4-12. DVC-T 09-043/2 mine, TM-46, USSR

Figure 4-13. DVC-T 09-047 projectile, HE, RAP, OF-23, 180mm

Figure 4-14. DVC-T 09-048/1 projectile, grenade, PG9

Figure 4-15. DVC-T 09-048/2 projectile, grenade, PG7M

Figure 4-16. DVC-T 09-049 bomb, cluster, PTAB 500-225, USSR

Figure 4-17. DVC-T 09-051 bomb, cluster, PTAB 250, USSR

Figure 4-18. DVC-T 09-053/1 rocket and projectile fuze, VM30, USSR

Figure 4-19. DVC-T 09-053/2 rocket and projectile fuze, VM30L, USSR

Figure 4-20. DVC-T 09-053/3 fuze, rocket and projectile fuze, RGM, USSR

Figure 4-21. DVC-T 09-053/4 rocket and projectile fuze, RGM2, USSR

Figure 4-22. DVC-T 09-053/5 rocket and projectile fuze, VM60, USSR

Figure 4-23. DVC-T 09-053/6 rocket and projectile fuze, KTM-1, USSR

Figure 4-24. DVC-T 09-053/7 rocket and projectile fuze, KTM-IU, USSR

Figure 4-25. DVC-T 09-053/8 rocket and projectile fuze, MGZ-57, USSR

Figure 4-26. DVC-T 09-053/9 rocket and projectile fuze, M-6, USSR

Figure 4-27. DVC-T 09-053/10 rocket and projectile fuze, M-12, USSR

Figure 4-28. DVC-T 09-053/11 rocket and projectile fuze, GK-2, USSR

Figure 4-29. DVC-T 09-053/12 rocket and projectile fuze, V-429, USSR

Figure 4-30. DVC-T 09-053/13 rocket and projectile fuze, MRV-42, USSR

Figure 4-31. DVC-T 09-053/14 rocket and projectile fuze, MG-57, USSR

Figure 4-32. DVC-T 09-053/15 rocket and projectile fuze, V-25, USSR

Figure 4-33. DVC-T 09-053/18 rocket and projectile fuze, VSK, USSR

Figure 4-34. DVC-T 09-053/19 rocket and projectile fuze, V-90, USSR

Figure 4-35. DVC-T 09-055 mine, OKT-8, USSR

Figure 4-36. DVC-T 09-056 bomb, PROSAB 250

Figure 4-37. DVC-T 09-057 bomb, PTAB 2.5M, USSR

Figure 4-38. DVC-T 09-058/1 fuze, T-7, USSR

Figure 4-39. DVC-T 09-058/2 fuze, VDM, Czech

Figure 4-40. DVC-T 09-058/3 fuze, GPV-2, USSR

Figure 4-41. DVC-T 09-058/4 fuze, NZ-60V, Czech

Figure 4-42. DVC-T 09-058/5 fuze projectile, PD30-BD, Czech

Figure 4-43. DVC-T 09-059/1 mortar, SIMM, NE, M66, 81mm, Yugoslavia

Figure 4-44. DVC-T 09-059/2 mortar, S-843, 120mm, illumanted, USSR

Figure 4-45. DVC-T 09-059/3 mortar, D-5, 120mm, smoke, USSR

Figure 4-46. DVC-T 09-059/4 mortar, M56, 120mm, HE, Yugoslavia

Figure 4-47. DVC-T 09-060/1 rocket, S-5K, 57mm, HEAT, USSR

Figure 4-48. DVC-T 09-060/2 rocket, RP-2, 130mm, HE, Czech

Figure 4-49. DVC-T 09-060/3 rocket, TYPE 63, 107mm, HE, Peoples Republic of China (PRC)

Figure 4-50. DVC-T 09-060/4 rocket, M-14-OF, 140mm, HE, USSR

Figure 4-51. DVC-T 09-061 grenade, rifle, heat, M57 with fuze UTI M61

Figure 4-52. DVC-T 09-062/1 projectile, HE, fragmenting, OF-412, 100mm, USSR

Figure 4-53. DVC-T 09-062/2 projectile fragmenting, OF-415, 100mm, USSR

Figure 4-54. DVC-T 09-062/3 projectile heat, BK-881, 82mm, USSR

Figure 4-55. DVC-T 09-062/4 projectile PSV, 85mm, AP, Czech

Figure 4-56. DVC-T 09-062/5 projectile PSV, 100mm, AP, Czech

Figure 4-57. DVC-T 09-063/1 projectile, BK-883, heat, 107mm, USSR

Figure 4-58. DVC-T 09-063/2 projectile, OF-18, fragmenting, 115mm, USSR

Figure 4-59. DVC-T 09-063/3 projectile, C-463, 122mm, illumanted, USSR

Figure 5-60. DVC-T 09-063/4 projectile, OF-482, 130mm, HE, fragmenting, USSR

Figure 5-61. DVC-T 09-063/5 projectile, DTS-1, 130mm, target marker, USSR

Figure 5-62. DVC-T 09-063/6 projectile, CP-46, 130mm, illumanted, USSR

Figure 4-63. DVC-T 09-063/7 projectile, BR482B, 130mm, AP, USSR

Figure 4-64. DVC-T 09-063/8 projectile, OF, 152mm, Czech

Figure 4-65. DVC-T 09-063/9 projectile, G543, 152mm, USSR

Figure 4-66. DVC-T 09-063/10 projectile, M31/37, 122mm, Yugoslavia

Figure 4-67. DVC-T 09-064 mortar, F-864, 240mm, USSR

Figure 4-68. DVC-T 09-065 projectile, 75mm, PRC

Figure 4-69. DVC-T 09-066/1 bomb fuze, AV-1 modified, USSR

Figure 4-70. DVC-T 09-066/2bomb fuze, AV-1 D/V, USSR

Figure 4-71. DVC-T 09-067/1 bomb fuze, VDV unarmed, USSR

Figure 4-72. DVC-T 09-067/2 bomb fuze, VDV armed, USSR

Figure 4-73. DVC-T 09-068 projectile fuze, GVMZ-7, USSR

Figure 4-74. DVC-T 09-070 bomb, AO 50-100, USSR

Figure 4-75. DVC-T 09-071 bomblet, AO1, with fuze AM-A

Figure 4-75. DVC-T 09-072 fuze, bomb, AM-A

Figure 4-76. DVC-T 09-073 fuze, projectile, type 1

Figure 4-77. DVC-T 09-074 fuze, bomb, ADVM (armed)

Figure 4-78. DVC-T 09-075 fuze, bomb, ADVM (unarmed)

Figure 4-79. DVC-T 09-076 mine, antipersonnel, Belgium

Figure 4-80. DVC-T 09-077 fuze, projectile, type 53, model 2, PRC

Figure 4-81. DVC-T 09-078 fuze, projectile, type 1, PRC

Figure 4-82. DVC-T 09-079 fuze, projectile, type 100-3, PRC

Figure 4-83. DVC-T 09-080 fuze, projectile, type 9, PRC

Figure 4-84. DVC-T 09-081 mortar, 60mm, HE, type unknown, PRC

Figure 4-85. DVC-T 09-082 60mm, HE, fragmenting, type 31, PRC

Figure 4-86. DVC-T 09-083 mine, model PMD with fuze MUV

Figure 4-87. DVC-T 09-084 landmine, AP NO. 7 MK1, Great Britain

Figure 4-88. DVC-T 09-084/1 mine, bar, L90, Great Britain

Figure 4-89. DVC-T 09-84/3 landmine, M19, U.S.

Figure 4-90. DVC-T 09-084/4 landmine, RAAM, U.S.



Figure 4-91. DVC-T 09-084/5 landmine, GATOR, U.S.

Figure 4-92. DVC-T 09-085 grenade, heat

Figure 4-93. DVC-T 09-086 landmine AP, POMZ-2M

Figure 4-94. DVC-T 09-087 fuze, bomb, ATM-EB

Figure 4-95. DVC-T 09-088 fuze, bomb, AVU-E

Figure 4-96. DVC-T 09-089 projectile with fuze, 81mm, illumanted, Israel

Figure 4-97. DVC-T 09-090 grenade, with concussion, AZ-58K-100

Figure 4-98. DVC-T 09-091 fuze, projectile, type M-5, PRC

Figure 4-99. DVC-T 09-092 landmine, AP, France

Figure 4-100. DVC-T 09-093 projectile, 52mm, illumanted, Israel

Figure 4-101. DVC-T 09-094 fuze, projectile, model 28/21 B35, France

Figure 4-102. DVC-T 09-095 UZE PTAB 2.5 meter (modified)

Figure 4-103. DVC-T 09-096 rocket, 132mm, model S3K

Figure 4-104. DVC-T 09-097 grenade, hand/HEAT, Hosam type 1, Egypt

Figure 4-105. DVC-T 09-098 landmine, AP, HE, model 59, “inkstand” France

Figure 4-106. DVC-T 09-099 mortar, 82mm, illumanted, 832C

Figure 4-107. DVC-T 09-100 mortar, 60mm, PRC

Figure 4-108. DVC-T 09-101 grenade, heat/hand, HOSAM, type 3, Egypt

Figure 4-109. DVC-T 09-103 projectile, smoke, Israel

Figure 4-110. DVC-T 09-104 landmine, PMA-3, Yugoslavia



Figure 4-111. DVC-T 09-105 landmine, VSAR 50, Italy

Figure 4-112. DVC-T 09-105/1 mine, TC-6, Italy



Figure 4-113. DVC-T 09-105/2 mine, TC 2.4, Italy

Figure 4-114. DVC-T 09-105/3 mine, HCT-2, Italy

Figure 4-115. DVC-T 09-105/4 mine, VC 2.2, Italy



Figure 4-116. DVC-T 09-105/5 mine, HCT, Italy

Figure 4-117. DVC-T 09-105/6 mine, Valnara, Italy



Figure 4-118. DVC-T 09-105/7 mine, APVS-SO (smooth top), Italy

Figure 4-119. DVC-T 09-105/8 mine, AP, VS-MK 2, Italy

Figure 4-120. DVC-T 09-105/9 mine, AP, VS1.6, Italy

Figure 4-121. DVC-T 09-105/10 mine, adam



Figure 4-122. DVC-T 09-105/11 mine, mark 7

Figure 4-123. DVC-T 09-105/12 mine, FMK-3

Figure 4-124. DVC-T 09-105/13 mine, C3-B

Figure 4-125. DVC-T 09-105/14 mine

Figure 4-126. DVC-T 09-106 rocket, warhead, 57mm, HE, model 55M

Figure 4-127. DVC-T 09-107 rocket, warhead, 57mm, heat, model S5K

Figure 4-128. DVC-T 09-108 landmine, TM 46 (modified)

Figure 4-129. DVC-T 09-109 grenade, hand, Italy

Figure 4-130. DVC-T 09-110 grenade, rifle, 57mm, silent mortar

Figure 4-131. DVC-T 09-111 rocket, 57mm, (LR), USSR

Figure 4-132. DVC-T 09-112 rocket, 57mm, (SR), USSR

Figure 4-133. DVC-T 09-113 projectile, 115mm, model BK-4M

Figure 4-134. DVC-T 09-114 projectile, 76mm, heat, model BK-354M

Figure 4-135. DVC-T 09-115 grenade, rocket, 73mm, HE, fragmenting, model OG-9

Figure 4-136. DVC-T 09-116 projectile, 90mm, CAN-90, Belgium

Figure 4-137. DVC-T 09-117 fuze, 36mm, GO-2, USSR

Figure 4-138. DVC-T 09-118 fuze, UTM-1 Yugoslavia

Figure 4-139. DVC-T 09-119 fuze, PSM, 4MK-1

Figure 4-140. DVC-T 09-120 rocket fuze, UTI M-63

Figure 4-141. DVC-T 09-121 60mm mortar, M270, U.S.

Figure 4-142. DVC-T 09-123 fuze MTX, M565, U.S.

Figure 4-143. DVC-T 09-124 rocket fuze, PROT M429, U.S.



Figure 4-144. DVC-T 09-126/1 grenade, 0G-7, USSR

Figure 4-145. DVC-T 09-127/1 rocket, RPG 18, USSR

Figure 4-146. DVC-T 09-127/2 rocket, RPT 22, USSR

Figure 4-147. DVC-T 09-127/3 submunition, BLU-97/B

Figure 4-148. DVC-09-127/4 submunition MK 118



Figure 4-149. DVC-T 09-127/5 submunition, M74

Figure 4-150. DVC-T-09-127/6 submunition, M118

Figure 4-151. DVC-7 09-127/7 bomb with fuze, MK82

Figure 4-153. DVC-T 09-128 mine recognition kit, Bosnia

Figure 4-154. DVC-T 09-129 mine kit, Iraq



Figure 4-155. DVC-T 09-130 M203 round

Note: DVC-T 09-130 is an inert 40mm round with either a brass or plastic case, with a blue or black plastic projectile. This device is used to familiarize Soldiers with the procedures to load and unload the M-203 grenade launcher used with the M16A2 rifle.

Chapter 5
Quartermaster-10 Series

5-1. Quartermaster devices
The devices in chapter 5 are generally used by the Quartermaster Branch.

5-2. DVC-T 10-020 graves registration kit (GRREG)
The Graves Registration (GRREG) kit is a hands-on exportable device used to train and evaluate personnel in graves registration operations and procedures. It supports teaching critical tasks in military occupational specialty 92M, graves registration specialist; skill qualification test; Soldiers' manuals; and applicable ARTEPS. See table 5-1 for the components of the kit. See figure5-1. The kit contains the following items: a wooden box containing a human skeleton, a layout chart, a fingerprint kit, a set of teeth for training individuals to prepare dental charts, a graphic aid that shows materials used for filling teeth, a complete set of manuals, and a self-paced text on search and recovery operations.

Figure 5-1. DVC-T 10-020 graves registration kit

Table 5-1
Graves registration kit

Item	Quantity
1. Carrying case	1 each
2. Fingerprint kit	
a. Case	1 each
b. Shovel card holder	1 each
c. Porelon inker	1 each
3. Skeleton carrying case	1 each
4. Male skeleton, unassembled	1 each
5. Dental models	2 sets
6. Dental material board	1 each
7. Skeleton chart	1 each
8 Bone measuring device	

Chapter 6
Signal-11 Series

6-1. Signal device
The device in chapter 6 is generally used by the Signal Branch.

6-2. DVC-T 11-061 Single Channel Ground and Airborne Radio System (SINCGARS) radio
A 5:1 mockup of the SINCGARS radio. The device is fabricated with the knobs and buttons of the RT 1523D SINCGARS radio and is attached to a dolly for maneuverability around and between classrooms. This device is used in the 25C course to enable the instructor to demonstrate the switch positions of the radio while the students are at their workstations with the actual radio.

Figure 6-1. DVC-T 11-061 SINCGARS mockup

Chapter 7
Armor-17 Series

7-1. Armor devices
The devices in chapter 7 are generally used by the Armor Branch.

7-2. DVC-T 17-102 armor vehicle models

A set of three-dimensional models of solid hard plastic are 1/35th scale models of American and foreign nation armored vehicles They may be used for classroom or outdoor instruction in the recognition of armored vehicles. The set consists of the following 25 vehicles: M60A1, M113, M113A1, M551, M577, AMX-13, AMX-30, Leopard 1, Leopard 2, Centurion, Chieftain, T-10, T-34, T-54, T-55, T-62, T-62A, T-64, T-72, T-76, PT-76, BMP, BRDM, M1, and M2 Bradley. See figure 7-1.

Figure 7-1. DVC-T 17-102 armor vehicle models

7-3. DVC-T 17-105, DVC-T 17-106, DVC-T 17-107, DVC-T 17-108, DVC-T 17-111, and DVC-T 17-112 replica service rounds

Rounds are used by instructors to provide Soldiers training in ammunition identification, experience in handling, and chambering of the service rounds in a manner to stress safety and avoid damage to service projectiles. See figures 7-2 through 7-7.

Figure 7-2. DVC-T 17-105 105mm M920 armor-piercing fin-stabilized discarding sabot (APFSDS)

Figure 7-3. DVC-T 17-106 105mm, M921 HEAT

Figure 7-4. DVC-T 17-107 120mm, APFSDS



Figure 7-5. DVC-T 17-108 120mm, HEAT

Figure 7-6. DVC-T 17-111 120mm, M830

Figure 7-7. DVC-T 17-112 120mm, M829A/A2 SABOT

Chapter 8
Weapons-23 Series

8-1. Weapons devices
The devices in chapter 8 are used by the weapons field in addition to supporting warrior tasks and battle drills.

8-2. DVC-T 23-030B rifle brass deflector
A palm size plastic device designed to deflect expended M16 brass downward from the marksman. The device snaps securely into the hole in the top of the carrying handle by means of a bullet catch. It is a low cost, durable, lightweight device which can be rapidly inserted and removed from the weapon. The M16 rifle brass deflector protects the left-handed marksman from being struck by heated expended brass. Specify M16A1 or M16A2 when ordering. See figure 8-1.



Figure 8-1. DVC-T 23-030B M16 rifle brass deflector

8-3. DVC–T 23-033 antitank practice mine

A full-scale plastic replica of the M21 antitank mine with plastic fuze and wrench. The device is used for classroom and outdoor instruction on the mine characteristics and nomenclature; the arming, handling, and functioning of the mine; and can also be used for minefield emplacement training. A box of M21 mines consists of: four practice mines AT M21, four practice fuzes, M607, four practice boosters AT MI 20, two arming wrenches M26, and four extension rods. See figure 8-2.

Figure 8-2. DVC-T 23-033 M21 antitank practice mine

Table 8-1
M21 antitank practice mine training requirements supported

ARTEP Task No	SM Task No.
6-36	051-192-1008
6-37	051-192-1018
6-42	051-192-1021
6-50	051-192-1022
7-4	051-192-1023
7-5	051-192-1024
7-10	
7-15	

8-4. DVC-T 23-034 M16A1 antipersonnel practice mine

A full-scale plastic replica of the M16A1 antipersonnel mine with plastic fuze and wrench. This device is used for classroom and outdoor instruction on the mine characteristics and nomenclature; the arming, handling, and functioning of the mine; and can also be used for minefield emplacement training. A box of MlA1 mines consists of: four practice mines AP M16A1, four practice fuze mine comb, M605, one spool assembly, and one fuzing mine wrench M25. See figure 8-3.



Figure 8-3. DVC-T 23-034 M16A1 antipersonnel practice mine

Table 8-2
M16A1 antipersonnel practice mine training requirements supported

ARTEP Task No.	Soldier Manual Task No.
6-36	051-192-1002
6-37	051-192-1012
6-42	051-192-1021
6-50	051-192-1022
7-4	051-192-1023
7-5	051-192-1024
7-10	
7-15	

8-5. DVC-T 23-036 rim fire adaptor brass deflector

The rim fire brass deflector is used in conjunction with the .22 caliber conversion unit for the M16 rifle. It deflects the expended brass away from the shooter and the coach. It is used mostly by the Army National Guard and Army Reserve units. See figure 8-4.

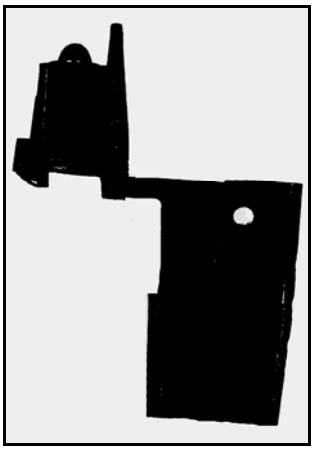

Figure 8-4. DVC-T 23-036 rim fire adaptor brass deflector

8-6. DVC-T 23-038 M14 antipersonnel mine (dummy)
A full-scale plastic replica of the M14 antipersonnel mine that allows for arming procedures. This device is used for classroom and outdoor instruction on the nomenclature and characteristics of the mine; the arming, handling, and functioning of the mine; and can also be used for minefield emplacement training. See figure 8-5.

Figure 8-5. DVC-T 23-038 M14 antipersonnel mine (dummy)

8-7. DVC-T 23-041 and DVC-T 23-042 replicas of antitank mines
Full-scale plastic replicas of antitank mines. This device is used for classroom and outdoor instruction on the mine characteristics and nomenclature; the arming, handling, and functioning of the mine, and can also be used for minefield emplacement training. See figures 8-6 and 8-7.



Figure 8-6. DVC-T 23-041 M19 AT inert mine

Figure 8-7. DVC-T 23-042 M15 AT inert mine

Chapter 9
Opposing Force-30 Series

9-1. Opposing force (OPFOR) devices
The devices in chapter 9 is used by the opposing force field.

9-2. DVC-T 30-004 suitcase sagger
A full-scale, three-dimensional plastic facsimile of the man portable sagger antitank guided missile with fire control mechanism. The missile is collapsible and carried in the suitcase which serves as a platform for the launch rail. This device is used for classroom and field recognition training to emphasize the lethality, characteristics, and employment of primary foreign nation antitank weapons systems on the modern battlefield. It is also used during tactical training to simulate the employment of anti-armor systems by the opposing force and to enhance intelligence play. See figure 9-1.

Figure 9-1. DVC-T 30-004 suitcase sagger

9-3. DVC-T 30-005 RPG-7 antitank grenade launcher with round
A full-scale, three-dimensional replica of the RPG-7 antitank grenade launcher. Designed to enhance the realism of opposing force simulation during tactical training and can also be used for classroom or field instruction on foreign nation weapons. It duplicates the size and physical appearance of the actual RPG-7, facilitating instruction on its components and characteristics. A removable model of the 85mm round with collapsible fins is mounted in the launcher assembly.



Figure 9-2. DVC-T 30-005 RPG-7 antitank grenade launcher with round

9-4. DVC-T 30-006 through DVC-T 30-011 OPFOR small arms

Full-scale, three-dimensional static plastic replicas of foreign nation small arms. These devices can be used for classroom or field recognition instruction, or can be carried during tactical exercises to add realism to the portrayal of opposing force troops. See figures 9-3 through 9-8.

Figure 9-3. DVC-T 30-006 OPFOR small arms AK-47 assault rifle

Figure 9-4. DVC-T 30-007 OPFOR small arms PRK squad machine gun

Figure 9-5. DVC-T 30-008 OPFOR small arms PM-50 pistol (with holster)



Figure 9-6. DVC-T 30-009 OPFOR grenades/mines, POMZ-2, AP grenade

Figure 9-7. DVC-T 30-010 OPFOR grenades/mines, RG-42, AP grenade

Figure 9-8. DVC-T 30-011 OPFOR grenades/mines, RGD-5, AP grendade

9-5. DVC-T 30-012 opposing force grenades/mines, RKG-3, antitank grenade
Full-scale, three-dimensional plastic facsimiles of foreign nation antipersonnel and AT grenades and mines. These devices can be used for classroom or field recognition instruction or carried during tactical exercises to add realism to the portrayal of opposing force troops. See figure 9-9.

Figure 9-9. DVC-T 30-012 OPFOR grenades/mines, RKG-3, antitank grenade

9-6. DVC-T 30-014 SA-7 guided antiaircraft missile system (GRAIL)
A full-scale, three-dimensional plastic and metal replica of the SA-7 guided antiaircraft missile system (GRAIL), consisting of the launcher and removable missile. The GRAIL is used during classroom and field instruction to emphasize the lethality of foreign nation antiaircraft capabilities. It is also used by the opposing forces during tactical exercises to enhance realism and introduce an antiaircraft dimension to field intelligence play. See figure 9-10.

Figure 9-10. DVC-T 30-014SA-7 (GRAIL)

9-7. DVC-T 30-018 snaiperskaia vintovka dragunova (SVD) sniper rifle
A full-scale, three-dimensional plastic replica of the SVD sniper rifle. This device is used for classroom and field recognition training to emphasize the lethality characteristics employment of foreign nation small arms. See figure 9-11.

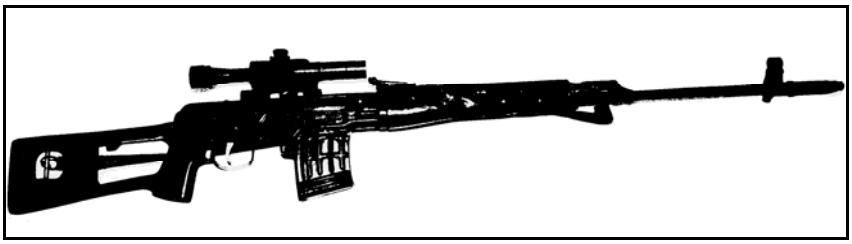

Figure 9-11. SVD sniper rifle

9-8. DVC-T 30-024 Uzi machine gun
A full-scale, three-dimensional plastic replica of the Uzi machine gun. This device is used for classroom and field recognition training to emphasize the lethality characteristics employment of foreign nation small arms. See figure 9-12.

Figure 9-12. DVC-T 30-024 Uzi machine gun

9-9. DVC–T 09-025 pistol with silencer
A full-scale, three-dimensional static plastic replica of a foreign nation's small arms. This device can be used for classroom or field recognition instruction, or can be carried during tactical exercises to add realism to the portrayal of opposing force troops. See figure 9-13.

Figure 9-13. DVC-T 30-025 pistol with silencer

9-10. DVC-T 30-026 MAC-II with silencer
A full-scale, three-dimensional static plastic replica. This device can be used for classroom or field recognition instruction, or can be carried during tactical exercises to add realism to the portrayal of opposing force troops. See figure 9-14.

Figure 9-14. DVC-T 30-026 MAC-II with silencer

9-11. DVC-T 30-029 briefcase bomb

A briefcase that has inert pipe bombs with nails and nuts for shrapnel. The case has a dummy cell phone for a trigger and an alarm that will alert the students when the case is opened. The device can be used in the classroom or outside to teach students about how IED's might be placed into target areas. See figure 9-15.

Figure 9-15. DVC-T 30-029 briefcase bomb

9-12. DVC-T 30-030 OPFOR vest with pipe bombs

A full-scale replica of a vest with inert pipe bombs, nails and nuts for shrapnel, and an alarm. This device will alert the students when the trigger device is pressed. The device can be used in the classroom or outside to teach students how suicide bombers might place them into a targeted area. See figure 9-16.

Figure 9-16. DVC-T 30-031A OPFOR dress with pipe bombs (Southwest Asia)

9-13. DVC-T 30-031B, DVC-T 30-032, DVC-T 30-033, DVC-T 30-034A, and DVC-T 30-034B OPFOR men's complete outfit

The off white long sleeve shirts and drawstring pants are constructed from polyester cotton and available in sizes medium and large. The black and white scarf is of cotton and the headband of a nylon rope materiel. Soldiers use Southwest Asia clothing to add realism during force on force exercises and should be used in all ARTEPS that use an opposing force. See figure 9-17.

Figure 9-17. DVC-T 30-031B men's disha dasha (off-white, long sleeve tunic), DVC-T 30-032 OPFOR Southwest Asia dress men's egal (headband), DVC-T 30-033 OPFOR Southwest Asia dress men's shimagh (headscarf), DVC-T 30-034A OPFOR Southwest Asia dress men's pants

Table 9-1
Men's Southwest Asia clothing description

Device	Description	Color	Size
DVC-T 30-031B	Tunic (Disha-Dasha)	white	Large
DVC-T 30-032	Headband (Egal)	black	N/A
DVC-T 30-033	Headscarf (Shimagh)	various	N/A
DVC-T 30-034A	pants	white	Medium
DVC-T 30-034B	pants	white	Large

Appendix A
References

Section I
Required Publications
ARs, DA pamphlets, and DA forms are available at http://www.usapa.army.mil/. TRADOC publications and forms are available at http://www.tradoc.army.mil/publications.htm.

This section contains no entries.

Section II
Related Publications
A related publication is a source of additional information. The user does not have to read a related reference to understand this publication.

AR 5-9
Intraservice Support Installation Area Coordination

AR 350-38
Training Device Policies and Management

DA Pam 350-9
Index and Description of Army Training Devices

Section III
Prescribed Forms

This section contains no entries.

Section IV
Referenced Forms

This section contains no entries.

Glossary

Section I
Abbreviations

AP	anti-personnel
APFSDS	armor-piercing fin-stabilized discarding sabot
ARTEP	Army training and evaluation program
AT	antitank
ATSC	Army Training Support Center
AMC	U.S. Army Materiel Command
CLU	command and launch unit
DA	Department of the Army
DES	demolition effects simulator
DVC	device
EOD	explosive ordnance disposal
FHT	field handling trainer
GRAIL	guided antiaircraft missile system
GRREG	graves registration
HE	high explosive
HEAT	high explosive antitank
IED	improvised explosive device
MACS	multi-purpose arcade combat simulator
MSR	missile simulator round
OPFOR	opposing forces
PRC	Peoples Republic of China
PROJ	projectile
PTM	placed training mine
SINCGARS	Single Channel Ground and Airborne Radio System
SVD	snaiperskaia vintovka dragunova
TRADOC	United States Army Training and Doctrine Command
TSC	training support centers
TS-MATS	Training Support-Materiel Armywide Tracking System (TS-MATS)
USSR	Union of Soviet Socialist Republic
UXO	unexploded ordnance

Section II
Terms

This section contains no entries.

Section III
Special Abbreviations and Terms

This section contains no entries.