

FORT RILEY MASS WARNING AND NOTIFICATION SYSTEM

Smartphone APP

Blackberry AtHOC (AtHOC Notifier)



The Fort Riley Mass Warning and Notification (MWN) system includes a mobile notification smartphone application in addition to several other forms of notification such as desktop alert, email, phone, and text message. The AtHoc Notifier is a smartphone app which displays as a purple globe on your main mobile phone screen with the rest of your mobile applications. The AtHoc Notifier is available for iOS and Android smartphones.

INSTALL THE ATHOC NOTIFIER

The AtHoc Notifier can be installed in just a few easy steps.

Required: Before you download and install, you must have an active email set up in the Fort Riley Mass Warning and Notification system.

STEP 1. Search for and Download the Blackberry AtHOC (AtHOC Notifier) app from the Apple App or Google Play stores.

STEP 2. When the download is complete, open application and enter your active email address associated with your Fort Riley MWN system account when prompted.

STEP 3. AtHoc Notifier will send a verification email to confirm your address.

From the email, click [Verify Now >>](#)

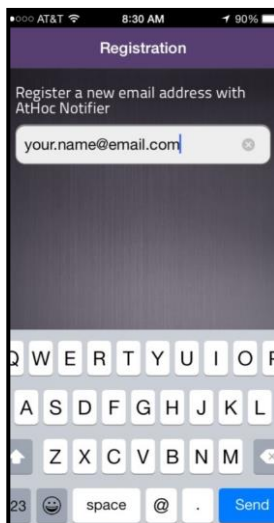
STEP 4. Return to the application on your mobile device and add the Fort Riley MWN organization code ([usa-riley](#)) as prompted. You have completed the installation.

STEP 1



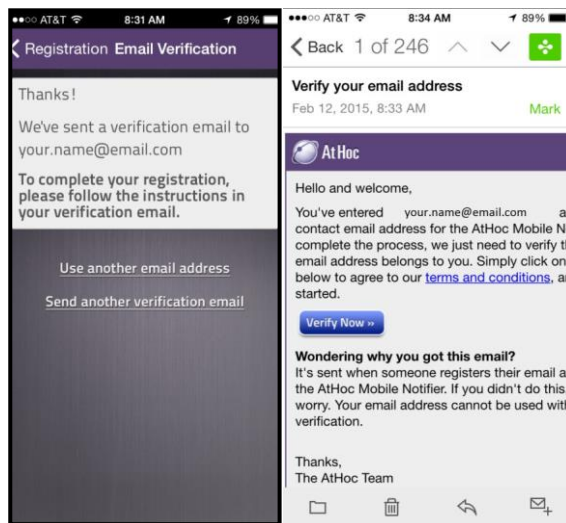
DOWNLOAD

STEP 2



ENTER EMAIL

STEP 3



VERIFY EMAIL

STEP 4

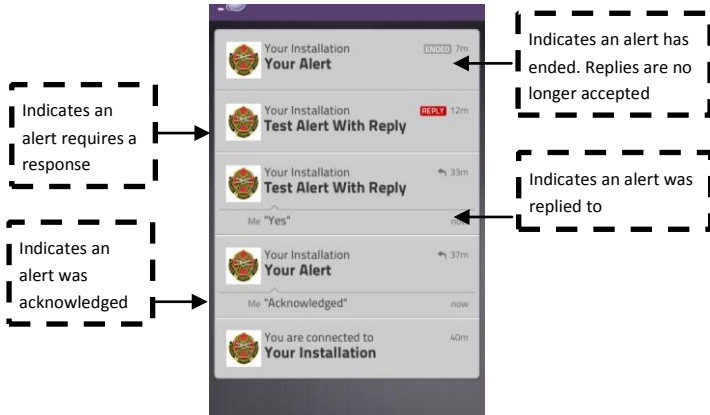


ENTER ORG CODE

FORT RILEY MASS WARNING AND NOTIFICATION SYSTEM

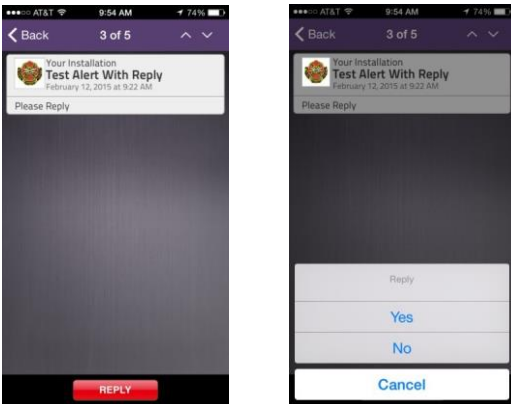
READ & RECEIVE ALERTS

Use the Home Screen to view messages and alerts. The colors and icons identify the status of each alert:



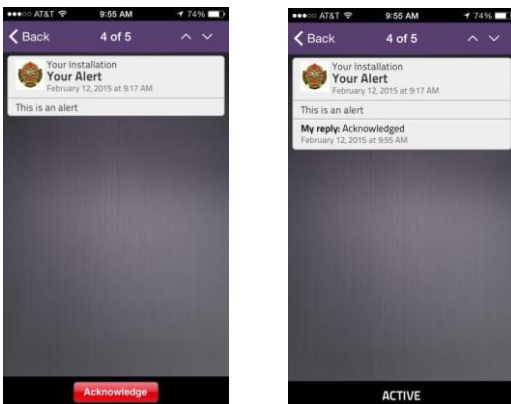
READ & REPLY TO ALERTS

Tap an alert to open it and read the contents. Some alerts provide multiple response options. Tap **Reply** to respond, and then tap the appropriate response option.



READ & ACKNOWLEDGE ALERTS

For alerts that do not provide response options, tap **Acknowledge** to reply to the alert.



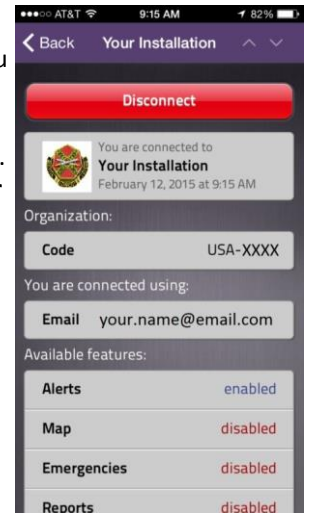
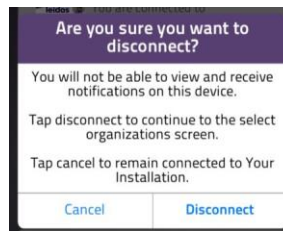
UNSUBSCRIBE

You can unsubscribe from receiving alerts from the Menu Screen

1. Tap to open the menu. From here you can select **Your Installation**.

2. Tap **Disconnect ...** to disconnect.

3. Tap **Disconnect** to confirm.



4. You will no longer receive alerts for the Fort Riley MWN system and you may remove the application from your device.

NOTE: Under "Available Features," only "Alerts" will be enabled. This is the system default, and no changes are required.