



USAG Rheinland-Pfalz

Out-processing Briefing



WE ARE THE ARMY'S HOME



Mr Stefan Libowsky
IMCOM-E - HR Assistant
U.S. Army Installation Management Command

Controlled by: HQ IMCOM
Controlled by: AMIM-RPH-M
CUI Category: None
Limited Dissemination Control: None
POC: stefan.libowsky.civ@army.mil/314.541.1010

As of: 21 Dec 2023
Title 1 Version 1

Out-Processing Briefing Topics

- [Army Community Service](#)
- [Army Continuing Education System](#)
- [Central Issue Facility \(CIF\)](#)
- [Central Processing Facility \(CPF\)](#)
- [Child, Youth & School Services \(CYS\)](#)
- [Customs](#)
- [Dental](#)
- [Finance](#)
- [Housing](#)
- [Medical](#)
- [Postal](#)
- [Transportation](#)
- [Value Added Tax \(VAT\)](#)
- [Vehicle Registration](#)
- [Veterinary](#)
- [Voting Assistance](#)





Army Community Service Out-processing Briefing



WE ARE THE ARMY'S HOME



As of: 22 Dec 2023
Title_Version

ACS Relocation Readiness
USAG Rheinland-Pfalz/DFMWR
U.S. Army Installation Management Command



Controlled by: HQ IMCOM
Controlled by: AMIM-RPW-A
CUI Category: NONE
Limited Dissemination Control: N/A
POC:oluwatimilehin.o.olusanyaciv@army.mil/314.541.9018

PCS Workshop

- A Smooth Move PCS Workshop to obtain information on pre-departure services and relocation planning is offered for Soldiers, Civilians and Family members on a monthly basis.
- Target timeframe to attend: 6 months to 45 days prior to departure.
- Contact the ACS Front Desk at DSN 541-9000 (Kleber Kaserne) or DSN 531-2850 (Smith Barracks) or visit the USAG Rheinland-Pfalz ACS Facebook Page at www.facebook.com/RheinlandPfalzACS for a detailed class schedule.



Special Assignments

SPECIAL SITUATIONS

Moving to the United States for the first time with a foreign spouse?

- Immigration Visa is a **REQUIREMENT!**
- Contact ACS for information on the Visa process for spouses of military members, the U.S. Consulate's military members immigration checklist, and a helpful guide to the process of overseas naturalization for spouses of military members.

Special briefings and information are available for these locations:

- U.S. Army Recruiting Command
 - Contact ACS for a copy of the USAREC Family Strong Resource Guide
- Assignment to another OCONUS location
 - Alaska
 - Belgium, Netherlands, Luxembourg
 - Hawaii
 - Italy
 - Japan
 - Korea



ACS Relocation Tools

- **Relocation Readiness:** Comprehensive relocation counseling for Soldiers, Civilians and Family members as requested and on an individual basis, PCS workshop.
- **Lending Closet:** Household items are loaned at no cost for up to 60 days, this includes basic kitchen equipment, small appliances, etc. Must be within 60 days of out-processing. Must have a copy of your orders.
- **Information & Referral:** Special Host Nation services to include unofficial translations of German bills and other correspondence, assistance with the termination process (housing contract, cell phones, utilities, etc.). Must have a copy of your orders.
Certified translation services are available for free through Military OneSource.
- **Employment Readiness:** Assistance for spouses and separating service members. Skills training: Using USAJOBS, resume writing, interviewing, networking and job fair preparation training.
- **Financial Readiness:** Free professional financial planning services, education, support and coaching with Accredited Financial Counselors, from emergency savings to moving budget.



Online resources

Military OneSource

<https://www.militaryonesource.mil/>

Military Installations

<https://installations.militaryonesource.mil/>

Plan My Move

<https://planmymove.militaryonesource.mil/>

Army Housing Information

<https://www.housing.army.mil/>

Waitlist for Childcare

<https://militarychildcare.com/>

Request a Sponsor on Army Career Tracker (ACT)

<https://actnow.army.mil/>

AMC Pet Travel Page

<https://www.amc.af.mil/AMC-Travel-Site/AMC-Pet-Travel-Page/>



WE ARE THE ARMY'S HOME



Apps



My Army PCS



★★★★ WE ARE THE ARMY'S HOME ★★★★★



Phone/Internet

HOME PHONE/ INTERNET CONTRACTS

- Special termination clause: 3 months from date of termination notice WITH PCS orders.
- Termination letter MUST include: customer number, copy of your PCS orders, date of move, forwarding address (email) and method of payment. You MUST have an active bank account for 90 days after your PCS.

MOBILE PHONE CONTRACTS

- Terminate 3 months prior to the end of your contract (usually 2 year contract). If you miss the date, the contract will extend for 12 months.
- Special termination due to PCS:
 - Special termination clause: 3 months from date of termination notice with PCS orders.
 - Termination letter MUST include: customer number, copy of your PCS orders, date for turn off (fly date), forwarding address and method of payment. You MUST have an active bank account for 90 days after your PCS.



ADAC/BAHNCARD

ADAC

- 3 months prior to end of contract, or earlier if you know your PCS date.
- No pro-rata refund for yearly membership fee!
- FAX Number: 0800 5 30 29 28

BAHNCARD

- 6 weeks prior to end of contract, or earlier if you know your PCS date.
- No pro-rata refund for yearly membership fee!



Relocation Resources

- **Housing Management & Referral Office:** Contact for utilities closeout with landlords.
- **Furnishings Management Office (FMO):** Loaner furniture.
- **ACS Lending Closet:** Household items are loaned at no cost for up to 60 days, this includes basic kitchen equipment, small appliances, etc. Must be within 60 days of out-processing. Must have a copy of your orders.
- **VAT Office/UTAP:** Return all VAT forms (controlled item), close off-post utility accounts.
- **EFMP Medical:** 4 months prior to PCS contact EFMP coordinator, renew EFMP enrollment every 3 years.
- **Vehicle shipping:** One vehicle per service member, less than ¼ tank of gas, detailed inside and outside.
- **Shipping a second vehicle:** <https://mysecondpov.com/>
- **Pets:** Contact SATO and individual airlines as needed.
- **Child, Youth & School Services:** Household balance must be \$0.00 in order to clear.

For more information, contact the Army Community Service Relocation Readiness Program Manager at 0611-143-541-9000 for Kleber Kaserne and 0611-143-531-2850 for Smith Barracks.



Relocation Readiness Program

Smith Barracks, Bldg. 8666

DSN 531-2850 | CIV 0611-143-531-2850

Kleber Kaserne, Bldg. 3210

DSN 541-9000 | CIV 0611-143-541-9000

ACS Lending Closet Locations

Smith Barracks, Bldg. 8666

DSN 531-2864 | CIV 0611-143-531-2864

Kleber Kaserne, Bldg. 3210

DSN 541-9007 | CIV 0611-143-541-9007

Hours of Operation

Monday-Wednesday and Friday: 8 a.m. – 5 p.m.

Thursday: 8 a.m. – 12 p.m.

Closed daily for lunch: 12 – 1 p.m.

ACS Mailbox: usarmy.rheinland-pfalz.id-europe.mbx.garrison-acs@army.mil



www.facebook.com/RheinlandPfalzACS



WE ARE THE ARMY'S HOME





Army Continuing Education System Out-processing Briefing



WE ARE THE ARMY'S HOME



Mr Armour W. Taylor III
IMCOM-E – Education Services Officer
U.S. Army Installation Management Command

Controlled by: HQ IMCOM
Controlled by: AMIM-RPH-M
CUI Category: None
Limited Dissemination Control: None
POC: armour.w.taylor6.civ@army.mil/314.541.1223

As of: 21 Dec 2023
Title 1 Version 1

Army Continuing Education System

- All Soldiers separating due to ETS, Retirement, or Chapter, must out-process and provide a copy of your “Working” DD Form 214 and discharge orders.

We cannot out-process you without this worksheet.

- All PCS'ing Soldiers must provide a copy of your movement orders.
- Civilians *are not* required to out-process the Army Education Centers.
- Out-processing may be completed at any of the Education Centers:

Baumholder (Clinic Kaserne): Building 8745: DSN 531-3180 or 3181/Civilian 0611-143-531-3180 or 3181

Landstuhl: Building 3722: DSN 541-1200 or 1201/Civilian 0611-143-541-1200 or 1201

ROB: Building 288: DSN 493-2588 or 2593/Civilian 0631-3406-2588 or 2593

Sembach: Building 213: DSN 541-1450 or 1451/Civilian 0611-143-541-1450 or 1451

Hours of Operation:

Monday-Wednesday, & Friday 0800-1630hrs

Thursday 0800-1200hrs (Closed for Training 1200-1630hrs)

*****Closed Training & Federal Holidays*****

Out-processing via email: usarmy.rheinland-pfalz.id-europe.mbx.garrison-education-ctr@army.mil



WE ARE THE ARMY'S HOME





Central Issue Facility

Out-processing Briefing



WE ARE THE ARMY'S HOME



Ms. Sonja Trinkaus
CIF KMC – Supervisory Supply Technician
405th ASFB, LRC

Controlled by: HQ IMCOM
Controlled by: AMIM-RPH-M
CUI Category: None
Limited Dissemination Control: None
POC: sonja.trinkaus.ln@army.mil/314.483.8672

As of: 21 Dec 2023
Title 1 Version 1

Permanent Change of Station (PCS) & Expiration of Term of Service (ETS)

- In-/Out processing office schedules all out-processing appointments for PCS and ETS Active Army Service Members. Missed appointments need to be rescheduled thru In-/Out-processing.
- In-/Out-processing point of contact information is:
 - Kaiserslautern** DSN: 541-1025/1026/1027
 - Baumholder** DSN: 531-7024/7022/7033
- Service Members may turn-in OCIE without clearing papers, if they have their orders, or a Memorandum of Record signed by their Unit Commander authorizing turn-in of OCIE ahead of clearing paper issue, to accommodate time constraints.
- Service Members who receive their installation clearing papers at a later date may return to CIF to have their clearing papers stamped.
- If a Service Member is about to leave but has not been cleared by CIF in ISM, CPF should contact CIF(483-8672/8675) for clarification.
- All other questions and/or concerns may be addressed during CIF's walk-in hours.



- Inspect all Organizational Clothing Individual Equipment (OCIE) listed on your CIF clothing record (PCS/ETS TRANS column “N” items).
- The following URL can be used by SMs to access the Guest My Clothing Self Service page in ISM without requiring initial access via AKO. Please note that SMs will require an active CAC and their DoD ID must be present on their OCIE record to allow access. https://ism.army.mil/ism/SelfServiceServlet?nav.nav_id=ssMyClothing. and Print the unsigned record.
- Service Members may turn in damaged OCIE with the submission of a damage statement signed by their Unit Commander.
- Fair wear and tear is exempt from charges of financial liability.

- Service Members may use Spray Paint (black, green, tan) to block out names stenciled on CIF issued duffle bags.
- Adjustment documents such as: Damage Statements, Statement of Charges and/or Financial Liability Investigation for Property Loss (FLIPL) may be processed by unit supply to address discrepancies. Provide the DD Form 362 Statement of Charges to CIF to receive a CIF document number. DA Form 200 (FLIPL) must be submitted through the eFLIPL system.
- Certain OCIE stock will accompany you to your next duty assignment which is identified by an asterisk (Y) in the PCS column on your clothing record.
- Regulatory guidance may be obtained through Army in Europe Library & Publishing System: <https://aepubs.army.mil/pdfpubs/AR 710-2.pdf>

Kaiserslautern Point of Contact Information

- Rhine Ordinance Barracks (ROB), Kaiserslautern, Building 326
- Telephone: 0631-3406-2678 / DSN: 493-2678
- Operating Hours: Mon-Fri. 0900-1700

Baumholder Point of Contact Information

- Smith Barracks, Baumholder, Building 8329
- Telephone: 0611-143-531-3459 / DSN: 531-3459
- Operating Hours: Mon-Fri. 0900-1700

CLOSED ON ALL GERMAN AND AMERICAN HOLIDAYS



- Service Members should be in duty uniform to clear CIF.
- Service Member **MUST** inspect/assemble OCIE Prior to your CIF appointment.
- Service Member should arrive 10 minutes prior to their scheduled appointment.
- Upon your arrival, please sign in and be seated in the waiting room.
- Please have identification card (CAC), orders, and installation clearing papers readily available.
- Please provide adjustment document (S/C or FLIPL) to explain missing and/or damaged OCIE.
- SME will inspect OCIE to ensure stock is washed, dirt free, dry, free of markings, name tags and all components are present (i.e. clips, buckles, straps).
- In the event a second trip is required to clear CIF, please return during walk-in hours.
- Service Members will receive an updated clothing record upon completion.



Building 3225, Kleber Kaserne

HOURS OF OPERATION

MON/TUE/WED

0730-0900	Walk-In/DX
0900-1130	Turn-in (By ISM Appointment Only)
1130-1230	Closed for lunch
1230-1530	Initial issue (By ISM Appointment Only)

THURSDAY

0730-1130	Walk-in/ DX/ Off-Line Appointments
1130-1230	Closed for Lunch
1230-1530	Initial Issue (By ISM Appointment Only)

FRIDAY

Closed for Internal Operations

CLOSED ON ALL GERMAN AND AMERICAN HOLIDAYS



Building 8716, Quartermaster Kaserne

HOURS OF OPERATION

MON/TUE/FRI

0800-1200 Turn-in (By Appointment Only)
1200-1230 Closed for lunch
1230-1615 Direct Exchange and Partial Issue (Walk-In)

WEDNESDAY

Closed for Internal Operations

THURSDAY

0800-1200 Initial Issue (By Appointment Only)
1200-1230 Closed for lunch
1230-1615 Initial issue (By Appointment Only)

CLOSED ON ALL GERMAN AND AMERICAN HOLIDAYS



Kaiserslautern Central Issue Facility

USAG Rheinland-Pfalz Kaiserslautern Military Community
Address: Kaiserslautern Central Issue Facility, Unit 29704, APO AE 09227
DSN: 483-8672/8675
COMM: 0631-411-483-8672/8675

Baumholder Central Issue Facility

USAG Rheinland-Pfalz Baumholder Military Community
Address: Baumholder Central Issue Facility, Unit 23746, APO AE 09034
DSN: 531-7024
COMM: 0611-143-531-7024





Central Processing Facility Out-Processing Briefing



WE ARE THE ARMY'S HOME



Controlled by: HQ IMCOM

Controlled by: MPD

CUI Category: None

Limited Dissemination Control:

POC: stefan.libowsky.civ@army.mil 314-541-1010

Mr. Stefan Libowsky
Sponsorship & ITC Coordinator
U.S. Army Installation Management Command

As of: 201410DEC2023

Version 1.2

Central Processing Facility

In-/Out-processing Office

Out-Processing Customer Service

Kaiserslautern

Bldg. 3245, Room 207

Kleber Kaserne

Tel: 541-1025/1026/1027/1011

Civ: 0611-143-541-1025/26/27/11

Baumholder

Bldg. 8660, upstairs

Smith Barracks

Tel: 531-2409/2410

Civ: 0611-143-531-2409/10

Pick-up Clearing Checklist and Final-Out Appointment

Monday – Friday
0800-1145, 1300-1545

Closed on all U.S. Federal Holidays



WE ARE THE ARMY'S HOME



Central Processing Facility

In-/Out-processing Office

Estimated Out-Processing Timeline (based on availability/departure date)

NOTE: Timelines are prior to the departure date

- 21+ Duty Days: In-/Out-processing (IOP) places Soldiers in Pre-Clearance mode. Please call our office to ensure you have been placed in Pre-Clearance mode.
- 12 Duty Days: IOP conducts individual clearance interview and issues clearing papers. Soldiers must present orders, flight itinerary and IPPS-A Absence Request.
- 2 Duty Days: Soldier's Final-out appointment

SOLDIERS MUST BE IN UNIFORM TO OUT-PROCESS.



WE ARE THE ARMY'S HOME



Central Processing Facility

In-/Out-processing Office

Contact the IOP office for initial interview once you have orders!

- IOP schedules your CIF appointment.
- IOP schedules pre-clearance.
- IOP schedules individual clearance interview (to receive clearing papers, 12 duty days prior to your departure). You receive 10-duty days to clear the Installation, do not wait to the last minute.
- Soldiers should coordinate with the following agencies immediately upon receiving orders, and prior to scheduling IOP out-processing date(s). **DO NOT wait for clearing papers**. Clearing papers are not required to schedule appointments with these agencies. Contact them in order listed:
 1. **Transportation for shipment of HHG, UB, and POV.**
 2. **SATO Travel for flight reservations.**
 3. **Housing for termination of quarters.**
- Final-Out is scheduled for 2 duty days prior to availability/departure date.



The Total Army Sponsorship Program (TASP)



- This is mandatory for all PCSing active-duty Soldiers in the rank of PVT - SSG (E1-E6), WO1 - CW2 (W1-W2) and 2LT - CPT (O1-O3).
- Soldiers of higher rank may opt-in or decline a Sponsor.
- Active-duty Soldiers attending school enroute (i.e.: CCC), ETS'ing and Chapters, as well as Reserve and Nation Guard Soldiers are exempt from this requirement.

www.actnow.army.mil

1. Log into website and request a Sponsor from your gaining unit by filling out the online DA Form 5434, sections 1, 2, 4 and 5.
2. Fill out and submit the out-processing survey. Print out the completion page to clear TASP.



WE ARE THE ARMY'S HOME



Central Processing Facility

In-/Out-processing Office

Individual Clearance Interview (Receive Clearing Papers)

- Conducted no earlier than 12 duty days prior to availability/departure date.
- Soldiers must provide the following to receive clearing papers:
 - *Flight Itinerary*
 - *IPPS-A Absence Request*
 - *Orders (with all Amendments)*
 - *Soldiers cannot receive clearance papers if they are on a non-transferable FLAG.*
- Soldiers are briefed on mandatory out-processing requirements.
- Soldiers are not authorized to sign for any agencies on the clearing papers.
- Soldiers cannot final-out if they missed a signature/stamp of a clearing agency.

Baumholder Personnel ONLY

- Must coordinate with In & Out Processing when picking up clearing papers if transportation is needed to go to Ramstein.
- Shuttle/Bus leaves from the Lagerhof Inn.



Central Processing Facility

In-/Out-processing Office

Final Out-Processing

- Soldiers must be in uniform.
- 2 duty days prior to availability/departure date.
- All agencies must be cleared (signature/stamp)
- Vehicle Registration **MUST** be cleared by all Soldiers (even if you do not own a car).
- Commander must sign commander's portion of DA Form 137-1 (Unit Clearing Papers) before reporting for final out appointment.
- Provide a copy of Orders, IPPS-A Absence Request, and SATO Flight Itinerary.





Child and Youth Services Out-processing Briefing



WE ARE THE ARMY'S HOME



Ms. Lynn Rice
School Liaison Officer
U.S. Army Installation Management Command

Controlled by: HQ IMCOM
Controlled by: AMIM-RPH-M
CUI Category: None
Limited Dissemination Control: None
POC: lynn.s.rice.naf@army.mil/314.541.9061

As of: 22 Jan. 2024
Title 1 Version 1

- Four-week notice is required to withdraw from a CYS program. Ensure you submit your withdrawal notice at the facility your child receives care.
- Sponsor can clear CYS at the respective childcare program or at Parent Central Services office in person or via email. Parent Central Services will:
 - 1) Ensure a four-week withdrawal notice has been submitted and household account is paid in full. (Patrons cannot use CYS programs once cleared.)
 - 2) Digitally export your child's registration records to gaining installation and provide a hard copy of your child's file.
 - 3) Assist with getting your child on the waitlist through Militarychildcare.com (MCC).
 - 4) Provide information on Army Child-Care in Your Neighborhood (ACCYN) and Army School Age Programs in Your Neighborhood (ASPYN) options.
- CYS employees should speak with their director about the possibility of Leave Without Pay (LWOP), having their employment records digitally uploaded and receiving a copy of the Individual Development Plan (IDP).

Parent Central Services

Kaiserslautern:

Rhine Ordnance Barracks (ROB)
Bldg. 162, Room 123
Mon-Fri 0900-1700
DSN: 541- 9065, 9066, 9067
COM: 0611-143-541-9065,9066, 9067

Baumholder:

Wetzel Housing Area, Bldg. 8876
Mon-Fri 0800-1700
Thur 1400-1700 by appointment
DSN: 531-3440
COM: 0611-143-531-3440



- Notify school registrar and school guidance counselor as soon as an estimated PCS date has been given. Withdraw student officially once orders are received.
- Clear AAFES Horizon Student Meal Program:
KMC Schools, visit the KMCC Customer Service Desk
Baumholder, visit the Baumholder PX Customer Service Desk
- Contact the School Liaison Officer (SLO) to assist you with enrolling children in school at gaining installation or to request a youth sponsor for your student(s).
- Upon arrival at new installation, contact SLO and enroll students as soon as possible.

Kaiserslautern Military Community Schools
and
Baumholder Schools

Rhine Ordnance Barracks, Bldg. 162, Room 116
usarmy.rheinland-pfalz.id-europe.mbx.dfmwr-slo@army.mil
DSN: 541-9061; COM: 0611-143-541-9061



Kaiserslautern Military Community Schools & Baumholder Schools

Rhine Ordnance Barracks, Bldg. 162, Room 116
usarmy.rheinland-pfalz.id-europe.mbx.dfmwr-slo@army.mil

Mon-Wed (KMC)
COM: 0611-143-541-9061 DSN: 541-9061
Thu-Fri (BMC)
COM: 0611-143-531-3442 DSN: 531-3442

Website: [School Liaison Homepage](#)
Like us on Facebook: [KMC BMC School Liaisons](#)





U.S. Customs Out-processing Briefing



WE ARE THE ARMY'S HOME



Mr. Jesse Bond
Customs Inspector
U.S.A. Customs – Europe

Controlled by: HQ IMCOM
Controlled by: AMIM-RPH-M
CUI Category: None
Limited Dissemination Control: None
POC: jesse.l.bond.civ@army.mil/314.523.4901/4902

Locations, Contact Information, Hours of Operation

OFFICE	LOCATION	PHONE NUMBER	HOURS OF OPERATION
Baumholder	U.S. Army Customs Agency – Europe, Building 8747, Room 7104	0611-143-531-2944/45 DSN: 531-2944/45	Mon-Fri: 0800-1600 Last customer at 1545 Closed on weekends, U.S. and German Holidays
Kaiserslautern	U.S. Army Customs Agency – Europe, Kleber Kaserne, Building 3245, Room 103	0631-411-523-4901/02 DSN: 523-4901/02	Mon-Fri: 0800-1600 Last customer at 1545 Closed on weekends, U.S. and German Holidays

<https://www.europeafrica.army.mil/customs/>



WE ARE THE ARMY'S HOME



<https://www.europeafrica.army.mil/customs/>

AGENCY	DESCRIPTION
Know Before You Go	This U.S. Bureau of Customs and Border Protection site has pages containing tips for returning residents and visitors, plus information on restricted and prohibited items, pets and animals, medicines, business travel and government employee exemptions.
International Mail Imports	U.S. Customs answers your questions on mailing gifts and personal property to the States.
Traveler Alerts	U.S. Customs and Border Protection's list of prohibited and restricted items.
Importing pets	Tips on importing cats, dogs and other pets and special quarantine requirements for birds.
Wildlife facts	Information on taking wildlife products, ivory, hunting trophies and endangered species products to the States. Find out more about applying for import permits for ivory or other wildlife items on the endangered species list.
Embargoes	Goods from Libya, North Korea and Cuba fall under U.S. trade sanctions (you will need Adobe Acrobat Reader to view these pages too).
Alcohol import links and shipping wine collections	The laws on importing liquor into the various states are as diverse as the states themselves. People considering taking large amounts of alcoholic beverages back to the States are well advised to check with their state alcohol board (ABC) in advance.
Gambling devices	The Department of Justice explains the rules for importing a gambling device to the States.
Defense Personal Property System	This website has been prepared to help you understand your entitlements and responsibilities concerning shipment of household goods, unaccompanied baggage, boats, pets, POVs and mobile homes.
Arriving in the USA by private plane or boat	When a private plane or boat arrives in the United States, it must land at a Customs port or other place where Customs service is available. This pamphlet explains reporting and Customs formalities.



Dental Health Activity R-P Out-processing Briefing



WE ARE THE ARMY'S HOME



SFC Fang Chen
Dental Health Activity Rheinland-Pfalz
U.S. Army Installation Management Command

Controlled by: HQ IMCOM
Controlled by: AMIM-RPH-M
CUI Category: None
Limited Dissemination Control: None
POC: fang.chen.mil@health.mil /314.590.1961

As of: 26 January 2024
Title 1 Version 1



Dental Health Activity-Rheinland Pfalz



COL James Giesen
Commander
DHA-RP



1SG Dewey, Ross
First Sergeant
DHA-RP

As of 25 January 2024



WE ARE THE ARMY'S HOME



Vision

Premier dental care by an exceptional team,
through duty and selfless-service.

Mission

DENTAC-RP is a ready and resilient force
forward-positioned to provide high-quality dental
readiness to Soldiers and beneficiaries in order
to support the missions of the Army and the
Defense Health Agency.

Dental Health Activity Rheinland-Pfalz

Clinic Locations

- SHAPE Dental Clinic (Mons, Belgium)
- NATO Dental Clinic (Brussels, Belgium)
- Baumholder Dental Clinic (Baumholder, Germany)
- Landstuhl Specialty Dental Clinic (Landstuhl, Germany)
- Oral Surgery Clinic (Landstuhl, Germany)
- Kleber Dental Clinic (Kaiserslautern, Germany)
- Wiesbaden Dental Clinic (Wiesbaden, Germany)

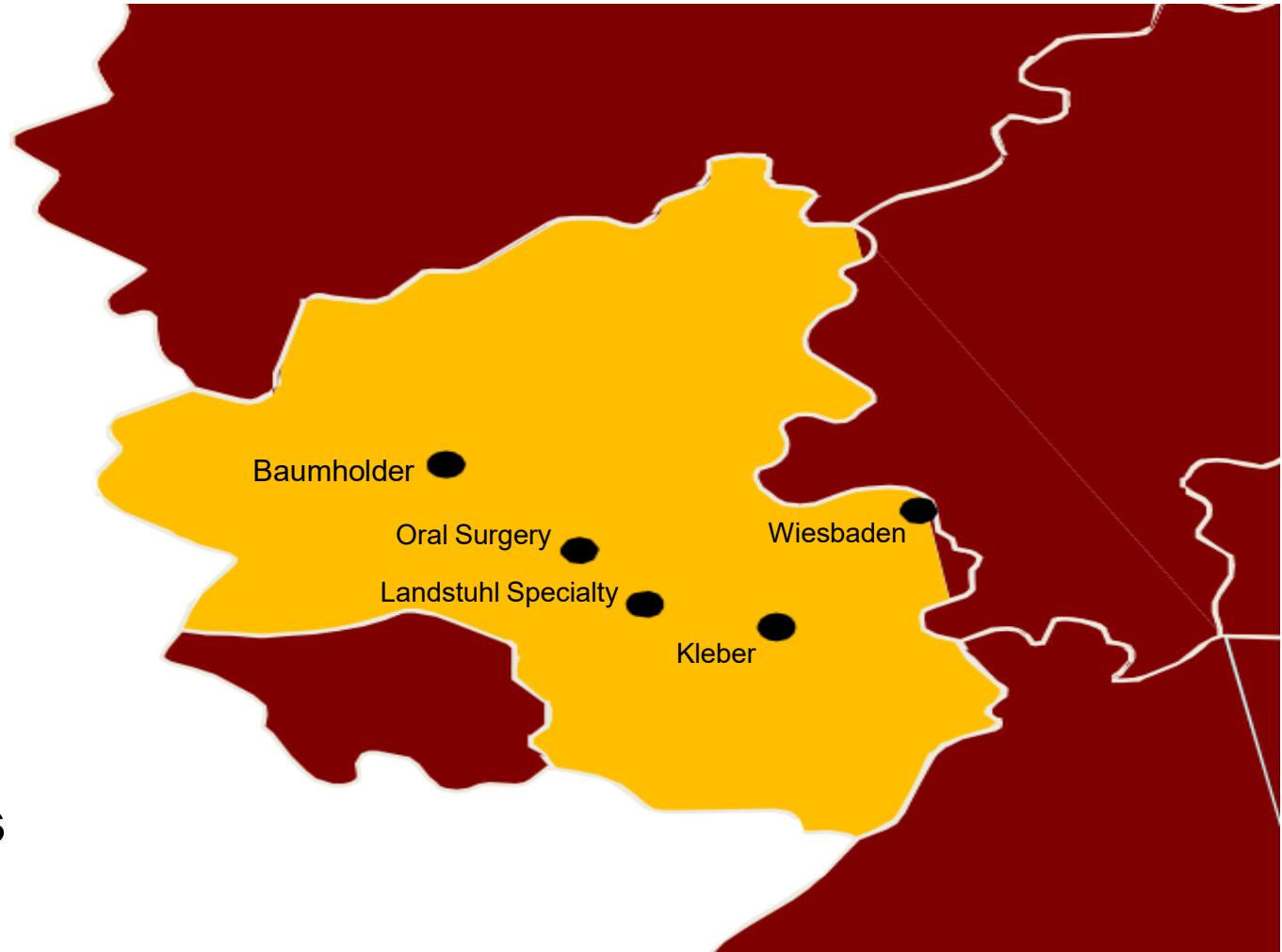


WE ARE THE ARMY'S HOME



Dental Health Activity Rheinland-Pfalz

Clinic Locations



**7 Dental
Facilities**



WE ARE THE ARMY'S HOME



Dental Health Activity Rheinland-Pfalz

Clinical Services Provided

- General Dentistry
- Preventive and Hygiene
- Comprehensive Dentistry
- Endodontics (L/W)
- Periodontics (L)
- Prosthodontics (L/W)
- Pedodontic (L/B)
- Orthodontics (L/W)
- Oral Surgery (L)



Pediatric Services

(Landstuhl Specialty DC, Baumholder DC)

- Children 10 and below at high cavity risk, and who have extensive treatment needs, are given priority, however, other children may be seen on a **Space Available Basis** based on the assessment of the pedodontist.
- Children from the time of their first erupted tooth to the age of 10 can be seen at the Landstuhl Specialty Dental Clinic, by a Pediatric Dentist. Children with Special Needs, regardless of age, may be seen at the Landstuhl Specialty Dental Clinic, if they have a referral from their assigned provider. These children may also be seen at the Landstuhl Specialty Dental Clinic for emergencies via sick call. If the pediatric dentist is out of office, the child will be seen by the dentist on sick call on a space available basis.



Dental Health Activity Rheinland-Pfalz

Family Member Dental Treatment

- United Concordia is the TRICARE Dental Program Contractor
- You can enroll if you are a:
 - Family member of an active-duty service member
 - Family member of a National Guard/Reserve member
 - National Guard/Reserve Member
- Coverage/costs:
 - Along with your [monthly premiums](#), you'll pay cost shares for your dental care. Cost shares will vary depending on your sponsor's pay grade and your service area.
 - Orthodontic treatment is available for enrolled family members. Eligibility is determined based on a referral from a general dentist and an orthodontic evaluation. Only few cases for the most severe cases are accepted.
 - Contact for OCONUS: 844-653-4060
- <https://www.uccitdp.com/dtwdws/member/landing.xhtml>
- <https://www.uccitdp.com/dtwdws/member/article.xhtml?content=member-faqs>
- <https://tricare.mil/CoveredServices/Dental>



Dental Health Activity Rheinland-Pfalz

Clinical Classifications

- The dental fitness classification is the primary measure of a Soldier's dental readiness. The commander can use the dental fitness classification of unit personnel as an index of dental preparedness and to identify individuals who will require treatment during mobilization.
- The DOD Dental Classification Guideline and AR 40-35 outline the following dental fitness classifications:
 - **Class 1:** Medically ready with no further treatment required.
 - **Class 2:** Medically ready with need for non-urgent routine treatment.
 - **Class 3:** Non-medically ready, conditions that will likely cause a dental emergency within 12 months.
 - **Class 4:** Non-medically ready, no examination documented within the past 12 months.



BAUMHOLDER

Key Phone Numbers

Civilian: 06371-9464-1009

DSN: (314) 590-1009

GPS Address

Baumholder Dental Clinic

8647 Dental St.

55774 Baumholder, Germany

Operating Hours

Monday - Friday: 7:30 a.m. to 4:15 p.m.

NATO

Key Phone Numbers

Civilian: +32 2686-1130

DSN: (314) 566-1130

GPS Address

NATO Dental Clinic

BLDG 80100 Kennedylaan #12,

1930 Sterrebeek, Belgium

Operating Hours

Monday - Friday: 7:30 a.m. to 4:30 p.m.

KLEBER

Key Phone Numbers

Civilian: 06371-9464-2620

DSN: (314) 590-2620

GPS Address

Kleber Dental Clinic

Daennerstr., Bldg. 3287

67657 Kaiserslautern, Germany

Operating Hours

Monday - Friday: 7:30 a.m. to 4 p.m.

SHAPE

Key Phone Numbers

Civilian: +32 6532-5328

DSN: (314) 566-5328

GPS Address

SHAPE Dental Clinic

Avenue d'osla, 401

7010 Mons, Belgium

Operating Hours

Monday – Friday: 7:30 a.m. to 4:30 p.m.



WIESBADEN

Key Phone Numbers

Civilian: 06371-9464-1515

DSN: (314) 590-1515

GPS Address

Wiesbaden Dental Clinic, Wheaton Avenue
Erbenheim Flugplatz, Bldg. 1040
65205 Wiesbaden, Germany

Operating Hours

Monday - Friday: 7:30 a.m. to 4 p.m.

LANDSTUHL SPECIALTY DC

Key Phone Numbers

Commercial: 06371-9464-1950

DSN: (314) 590-1950

GPS Address

Landstuhl Dental Clinic
Langwiedenerstrasse, Bldg. 3701
66849 Landstuhl-Kirchberg, Germany

Operating Hours

Monday - Friday: 7:30 a.m. to 4:30 p.m.

ORAL SURGERY

Key Phone Numbers

Civilian: 06371-9464-6588

DSN: (314) 590-6588

GPS Address

Dr. Hitzelberger Strasse (Gate 3)
Bldg. 3772, Wing 14B
66849 Landstuhl, Germany

Operating Hours

Mon-Fri 7:30 a.m. to 4:30 p.m.







Finance

Out-processing Briefing



WE ARE THE ARMY'S HOME



Ms. Amy Burroughs
Military Pay Technician
U.S. Army Installation Management Command

Controlled by: HQ IMCOM
Controlled by: AMIM-RPH-M
CUI Category: None
Limited Dissemination Control: None
POC: amy.e.burroughs.civ@army.mil

Hours of Operation & Contact Info

Kaiserslautern

Building 3245, Kleber Kaserne
Finance PCS Out processing Office
DSN: 523-3780

Hours of Operation:

M-W, F: 0830-1145 & 1300-1500
Thurs: Closed

Baumholder

Building 8660, Smith Barracks
Finance PCS Out processing Office
DSN: 531-2423

Hours of Operation:

M-W, F: 0830-1130 & 1300-1530
Thurs: Closed

usarmy.rheinland-pfalz.266-fisc.mbx.fcst-kaiserslautern@army.mil

usarmy.rheinland-pfalz.266-fmc.mbx.fcst-baumholder@mail.mil

Scheduled Final Outs – Individual Times are on Clearing Papers



ALLOWANCES

- Cost of Living Allowance (COLA)
- Overseas Housing Allowance (OHA)
- Basic Allowance for Housing (BAH)
- BAH–Transit (BAH- T)
- Temporary Lodging Allowance (TLA)
- Dislocation Allowance (DLA)
- PCS Advance
- Exception to Policy (ETP)



COLA & OHA

- COLA stops the day before the member departs, in compliance with a PCS order. Dependents who leave early must be reported to finance to avoid overpayment of COLA.
- OHA stops on the member's lease termination date or on the day before the member departs in compliance with a PCS order, whichever date comes earlier.



BAH & BAH-T

- BAH: If a Soldier with dependents is serving an UNACCOMPANIED overseas tour, the member is eligible for BAH at the "with-dependent" rate unless a member is paying child support.
 - BAH will continue until the Service Member reports to the new duty station
- BAH-T: A transit housing allowance rate is a temporary housing allowance paid while a member is in a travel or leave status between duty stations, provided the member is not assigned government quarters. The transit rate continues during proceed time and authorized delays en route, including TDYs (par. U10416)
 - BAH-T starts the day a Service Member departs an OCONUS area

Temporary Lodging Allowance (TLA)

- Provided to partially reimburse a Soldier for the more than normal expenses incurred while occupying temporary lodging.
- The Housing office is the approving authority.
- NOT entitled to TLA when on a leave status.

DOCUMENTS REQUIRED FOR TLA REIMBURSEMENT

ON POST GUESTHOUSE

1. TLA COVERSHEET (provided by finance)
2. TLA MEMO FROM HOUSING
3. ORDERS AND AMENDMENTS
4. PAID LODGING RECEIPT
5. APPROVED IPPSA LEAVE REQUEST

OFF POST HOTEL

1. TLA COVERSHEET (provided by finance)
2. TLA MEMO FROM HOUSING
3. ORDERS AND AMENDMENTS
4. ITEMIZED PAID HOTEL RECEIPT
5. STATEMENT OF NON-AVAILABILITY
6. VAT FORM (IF APPLICABLE)
7. APPROVED IPPSA LEAVE REQUEST



PCS Advance

- Service Members may request a maximum of one month's basic pay minus mandatory deductions for expenses that are extraordinary to a PCS move, nor will be authorized or reimbursed by other means; everyday expenses not authorized. A second advance of pay may be paid at the new duty station not to exceed a total of three months basic pay minus mandatory deductions.
- All Soldiers in the Pay Grade E-3 and below must get the unit commander to approve *all requests*
 - Advance Request - DD Form 2560 (Finance will provide)
 - Complete set of orders (including amendments)
 - Approved IPPSA leave request

Dislocation Allowance (DLA)

- All Soldiers are required to have IBA (Individual Billed Account) Credit card for PCSing.
- Soldiers with-out dependents will receive DLA at their next duty station if authorized. (E-6 and above). DLA should be requested on the receiving end of PCS (New Duty Station).
- Soldiers with dependents can request an advance by submitting your claim through the DFAS SmartVoucher website at: <https://smartvoucher.dfas.mil>. The claim will go directly to DFAS and they will pay out DLA at 80% before your PCS and the remaining 20% when you arrive at your new duty station. You must upload your orders to the request.



Exception to Policy for Station Allowances
for Advanced or Deferred Travel

- Must submit an Exception to Policy through FCST (Enlisted) to USAREUR-AF G-1 or directly to Headquarters Department of Army (HQDA) G-1 (Officers) to authorize new or current allowances.
- Can take 90+ days
- Not paid retroactively, but based upon date of receipt of ETP at HQDA G-1



ITEMS NEEDED TO OUTPROCESS

- Approved IPPSA leave request
- Full set of orders to include any correction/amendments/addendums
- Flight itinerary(ies) – also need all flight itineraries for all dependents
- 2367 OHA STOP (if residing off post)
- 4187 Cola Stop – ONLY needed if dependent left prior to sm and/or if leaving prior to reserve order end date
- Residing in SEMBACH barracks - barracks termination memo





KMC Housing Office

Out-processing Briefing



WE ARE THE ARMY'S HOME



- Out Processing Link:
 - <https://www.housing.af.mil/Home/Units/Ramstein>
 - Select “Out-Processing Package” under the Resources list on the right-hand side
- AppointmentPlus Link for scheduling:
 - <https://booknow.appointment-plus.com/9rm3mcns/>
 - Select Base Agency: “Housing Office”
 - Select Base Service that you need:
 - Economy/Off base Out Processing (15 min)
 - Economy/Off base Out Processing DUAL MIL (30 min)
 - On Base/MFH Out processing (30 min)
 - Off Base lease contract review
 - OHA start/stop
 - TLA in bound
 - Wait list assistance

- Vogelweh Housing Office Walk in Hours
 - Monday – Thursday; Closed the 2nd Wednesday of every month for Housing Time
 - 0800 – 1100 and 1300 – 1500
 - Fridays
 - 0800 – 1100 and 1300 - 1430
 - Google Maps: KMC Housing Office
- SCHEDULING APPOINTMENTS:
 - **APPOINTMENT ONLY**
 - <https://booknow.appointment-plus.com/9rm3mcns/>
 - Appointments available for all services
 - Vogelweh 1001, 67661 Kaiserslautern

KMC Housing Office

Economy & Military Family Housing (MFH)

ECONOMY & MILITARY FAMILY HOUSING (MFH) OUTPROCESSING CHECKLIST

Updated 23 Feb 2021

In an effort to make your outbound processing smoother, below are the required items to help you clear housing. This planning tool helps guide you to properly terminate your housing and request possible reimbursement of TLA. This guide is not inclusive; you will need to contact your providers (cell phone, utilities, UTAP etc.) for clearing instructions.

***** *It is your responsibility to plan accordingly to ensure all actions are completed.* *****

Follow ECONOMY if you pay rent to a landlord and follow MFH if you live on base/post

- | |
|---|
| <p>1. <u>ECONOMY:</u> Provide your <i>landlord (LL)</i> a minimum of 30 days written termination notice (form provided). It is recommended that you schedule a pre inspection with your LL. This will allow the LL to provide you with requirements to clear the house. You will need to schedule your final inspection with the LL, so the LL can sign the Premises Condition/Inventory Form. If rent is being paid by automatic payments, contact your financial institution to stop monthly payment and prorate last month's rent based on the termination date with your LL.</p> <p><u>MFH:</u> NLT 40 days prior to your anticipated departure date, you will need to come in person to schedule your pre and final inspections. You may come during walk-in hours to the KMC Housing Office (Vogelweh) or schedule an appointment for the Satellite Office on Ramstein via Appointment Plus (https://booknow.appointment-plus.com/9rm3mcns). Please bring 3 copies of your orders. <i>If you don't have orders we can still schedule the pre inspection. Once you receive your orders and your confirmed port call, you will be able to schedule your final inspection.</i></p> |
|---|



WE ARE THE ARMY'S HOME



RENTAL TERMINATION NOTICE

Notification Date: _____

Dear Mr./Ms.

/Sehr geehrte(r) Herr/Frau _____
(Landlord's Name)

I would like to give notice of termination in accordance with the rental contract for the termination date of _____.
(Date)

Ich kündige Ihnen hiermit fristgemäß laut Mietvertrag mein mit Ihnen bestehendes Mietverhältnis zum _____.
(Date)

I will leave the quarters in an acceptable condition in accordance with the contract. After the cleaning, I will return the keys to you. You can reach me at the address below in case of any unpaid bills.

Die Wohnung/Das Haus wird von mir so verlassen, wie es laut Mietvertrag verlangt wird. Nach Reinigung der Wohnung werde ich Ihnen die Schlüssel übergeben. Eventuelle Forderungen an mich bitte ich an meine Militäradresse zu richten.

Mit freundlichen Grüßen,

(Tenant's Signature / Unterschrift des Mieters)

Rank, Name: _____

Organization: _____

Phone: _____

Termination received/Kündigung erhalten:

(Date/Datum)

(Landlord's Signature / Unterschrift des Vermieters)

RENTAL TERMINATION NOTICE

Notification Date: _____

Dear Mr./Ms.

/Sehr geehrte(r) Herr/Frau _____
(Landlord's Name)

I would like to give notice of termination in accordance with the rental contract for the termination date of _____.
(Date)

Ich kündige Ihnen hiermit fristgemäß laut Mietvertrag mein mit Ihnen bestehendes Mietverhältnis zum _____.
(Date)

I will leave the quarters in an acceptable condition in accordance with the contract. After the cleaning, I will return the keys to you. You can reach me at the address below in case of any unpaid bills.

Die Wohnung/Das Haus wird von mir so verlassen, wie es laut Mietvertrag verlangt wird. Nach Reinigung der Wohnung werde ich Ihnen die Schlüssel übergeben. Eventuelle Forderungen an mich bitte ich an meine Militäradresse zu richten.

Mit freundlichen Grüßen,

(Tenant's Signature / Unterschrift des Mieters)

Rank, Name: _____

Organization: _____

Phone: _____

Termination received/Kündigung erhalten:

(Date/Datum)

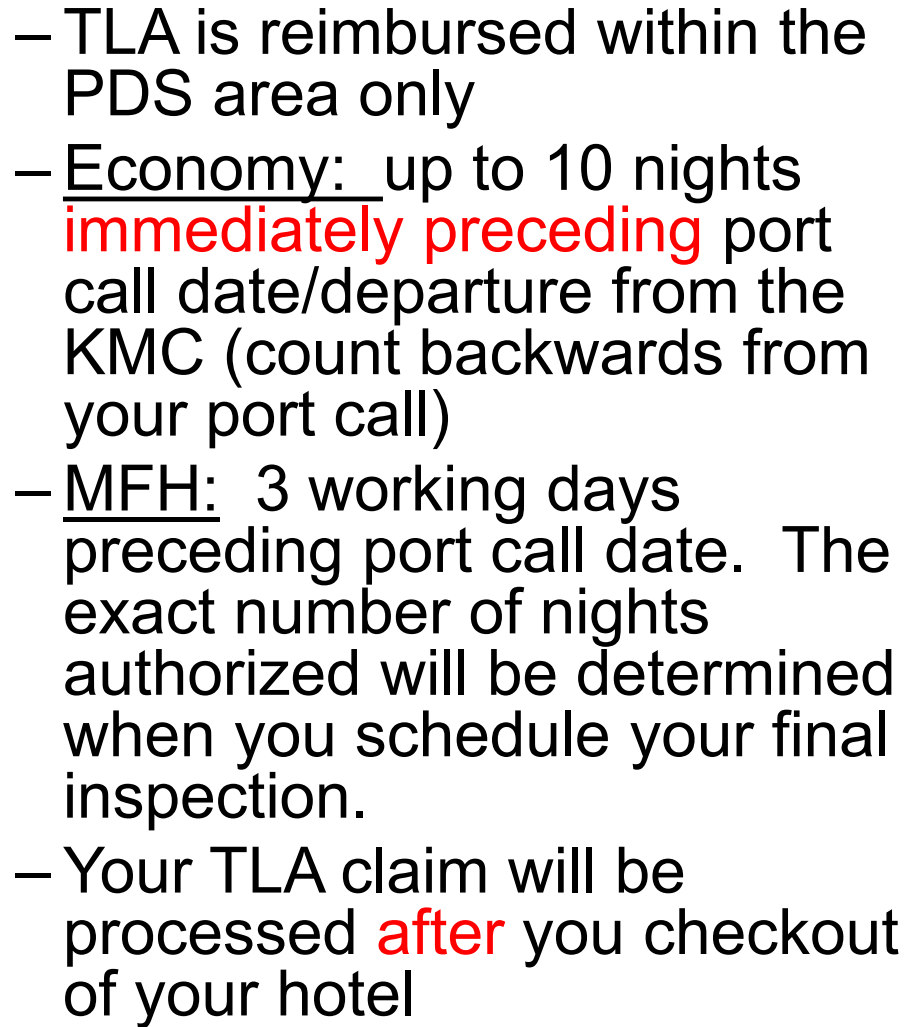
(Landlord's Signature / Unterschrift des Vermieters)



KMC Housing Office

Economy & Military Family Housing (MFH)

2.	<p><u>ECONOMY</u>: Contact the UTAP office for out-processing instructions. <i>Important Note: UTAP office needs the final meter readings.</i> Contact the utility companies to schedule final meter readings. If utilities are being paid via automatic payments, contact your financial institution to stop monthly payment.</p>
3.	<p><u>ECONOMY</u> & <u>MFH</u>: Contact FMS to arrange for pick-up and/or delivery of temporary furniture. (FMS located in Bldg. 720 Einsiedlerhof, DSN 489-6001 or CIV 0631-536-6001)</p>
4.	<p><u>ECONOMY</u>: Schedule lodging. You are authorized up to <u>the last 10 nights, immediately preceding your departure (counting backwards from your Departure/Port Call date)</u>. Anything over or outside this 10 night period is the service member's financial responsibility. **TLA and OHA may only overlap for 5 days. ** Make sure to clear your off base house within 5 days of checking in to TLA.</p> <p><u>MFH</u>: Schedule lodging. You are authorized 3-5 nights based on your departure date. When you schedule your Final Inspection, you will be notified how many nights you are authorized.</p> <p>You are required to call on base lodging first. If on base lodging issues you a Statement of Non-availability (SNA), you are authorized to stay off base in the surrounding area. <u>TLA is not authorized</u> if taking leave outside the PDS area or if the member retires/separates from service, stays in the PDS area, and moves at a later date. Schedule Lodging: (KMC Central Lodging Reservations DSN 480-4920/Commercial 06371-45-4920)</p>



KMC Housing Office

Economy & Military Family Housing (MFH)

5.	<p><u>ECONOMY:</u> Schedule the final walk through with your LL. Complete the required Premises Condition/Inventory Form with the LL. The LL MUST complete sections 19 and 20. Don't forget to arrange with the landlord to get your Security Deposit back. Check with your Finance Office for requirements to return the deferred security deposit advance if necessary.</p> <p><u>MFH:</u> If you do not have a final inspection date, please email KMCHousing@us.af.mil to see what is needed to schedule an appointment for your final inspection.</p>
6.	<p>OUT-PROCESSING:</p> <p><u>ECONOMY:</u> MANDATORY, you will need to come in person during walk-in hours to the KMC Housing Office (Vogelweh) to clear or schedule an appointment for the Satellite Office on Ramstein via Appointment Plus (https://booknow.appointment-plus.com/9rm3mcns/).</p> <p>During your visit provide a copy of your rental termination notice, completed Premises Condition/Inventory Form, and 3 copies of orders. We will complete the forms for your OHA Stop and advise you on your TLA reimbursement. You will be cleared from VMPF and/or checklist provided by you.</p> <p><u>MFH:</u> After your final inspection, you will be cleared from VMPF within 24 hours.</p>

KMC Housing Office

USAFE Form 333a – Premise Condition / Inventory

PREMISES CONDITION / INVENTORY (GERMANY) ZUSTANDSBERICHT DER RÄUMLICHKEITEN (DEUTSCHLAND)		1. DATE (YYYYMMDD) (DATUM (JJJJMMTT))			
AUTHORITY: 10 U.S.C. 9775 (FOG2 AFCE D). <i>Quarters assignment guidance. PRINCIPAL PURPOSE: To document the rental agreement between the landlord and military member. ROUTINE USES: Personal information is used to establish individual files of community support housing tenants. Also used to input data for automated products when turn in are used to mechanically forecast projected community negotiation of a rental agreement or entitlement to housing furniture. In addition to those disclosures generally permitted under 5 U.S.C. 552a(b) of the Privacy Act, these records or information contained therein may not be disclosed by the base housing office outside the DOD. DISCLOSURE: Voluntary.</i>					
2. PROPERTY ADDRESS (Anschrift)		3. TYPE OF INSPECTION (Art der Inspektion) <input type="checkbox"/> CHECK IN (Einzug) <input type="checkbox"/> CHECK OUT (Auszug)			
4. LANDLORD'S / AGENT'S NAME (Last, First, Middle Initial) (NAME DES VERMIETERS ODER DER AGENTUR (Familienname, Vorname und Mittelinitialen))		5. PHONE NUMBER (Telefon-Nr.)			
6. TENANT'S NAME (Last, First, Middle Initial) (NAME DES MIETERS (Familienname, Vorname und Mittelinitialen))		7. PHONE NUMBER (Telefon-Nr.)			
8. METER READINGS (Zählerstände)					
START (Beginn)	ELECTRIC (Strom)	OIL (Öl)	GAS (Gas)	WATER (Wasser)	MISCELLANEOUS (Sonstiges)
END (Ende)					
9. CONDITION CODES (Zustandsbeschreibungen, Abkürzungen)					
BR: BROKEN (zerbrochen) BU: BURNED (Brandfleck) CR: CRACKED (gespalten) N: NEW (neu) OL: OLD (alt) MO: MOLDY (modrig) SO: SOILED (schmutzig) SC: SCRATCHED (zerkratzt) G: GOOD (gut) MR: MARKED (gezeichnet) ST: STAINED (fleckig) TO: TORN (zerissen) WA: WARPED (verzogen) F: FAIR (nicht gut) SE: SEE REMARKS (siehe Bemerkungen)					
10. KITCHEN (Küche)					
Condition (Zustand) - Quantity (Anzahl)	Condition (Zustand) - Quantity (Anzahl)	Miscellaneous Items (Verschiedenes)	Condition (Zustand) - Quantity (Anzahl)		
Floor (Fußboden)	Walls (Wände), Paint (Farbe), Wallpaper (Tapete)				
Sink (Spüle)	Ceiling (Decke)				
Window (Fenster)	Wiring outlets (Elektro-Anschlüsse)				
Windowsills (Fensterbretter)	Lights (Lampen)				
Curtains (Vorhänge)	Fixtures (Armaturen)				
Blinds (Rolläden)	Fridge/Freezer (Küh-/Gefrier-schrank)				
Cabinets (Schränke)	Range (Herd)				
Doors (Türen)	Dishwasher (Geschirrspüler)				
Keys (Schlüssel)					
11. LIVING ROOM (Wohnzimmer)					
Condition (Zustand) - Quantity (Anzahl)	Condition (Zustand) - Quantity (Anzahl)	Miscellaneous Items (Verschiedenes)	Condition (Zustand) - Quantity (Anzahl)		
Floor (Fußboden)	Walls (Wände), Paint (Farbe), Wallpaper (Tapete)				
Window (Fenster)	Ceiling (Decke)				
Windowsills (Fensterbretter)	Wiring outlets (Elektro-Anschlüsse)				
Curtains (Vorhänge)	Lights (Lampen)				
Blinds (Rolläden)	Keys (Schlüssel)				
Doors (Türen)					
12. DINING ROOM (Esszimmer)					
Condition (Zustand) - Quantity (Anzahl)	Condition (Zustand) - Quantity (Anzahl)	Miscellaneous Items (Verschiedenes)	Condition (Zustand) - Quantity (Anzahl)		
Floor (Fußboden)	Walls (Wände), Paint (Farbe), Wallpaper (Tapete)				
Window (Fenster)	Ceiling (Decke)				
Windowsills (Fensterbretter)	Wiring outlets (Elektro-Anschlüsse)				
Curtains (Vorhänge)	Lights (Lampen)				
Blinds (Rolläden)	Keys (Schlüssel)				
Doors (Türen)					
13. BATHROOM/TOILET (Bad Toilette)					
Condition (Zustand) - Quantity (Anzahl)	Condition (Zustand) - Quantity (Anzahl)	Miscellaneous Items (Verschiedenes)	Condition (Zustand) - Quantity (Anzahl)		
Floor (Fußboden)	Walls (Wände), Paint (Farbe), Wallpaper (Tapete)				
Window (Fenster)	Ceiling (Decke)				
Windowsills (Fensterbretter)	Wiring outlets (Elektro-Anschlüsse)				
Curtains (Vorhänge)	Lights (Lampen)				
Blinds (Rolläden)	Bath Tub (Badewanne)				

USAFE FORM 333A, 20100430

(OVER

14. BATHROOM/TOLET (Continuation) (Bad, Toilette) (Fortsetzung)			
Condition (Zustand) - Quantity (Anzahl)	Condition (Zustand) - Quantity (Anzahl)	Miscellaneous Items (Verschiedenes)	Condition (Zustand) - Quantity (Anzahl)
Doors (Türen)	Shower/Dusche		
Keys (Schlüssel)	Toilet (Toilette)		
Cabinets (Schränke)	Sink (Waschbecken)		
Mirror (Spiegel)	Bathroom fixtures (i.a. Towel Rack) (Badezubehör, z.B. Handtuchhalter)		
Fixtures (Armaturen)			
Additional Guest Toilet (Zusätzliche Gästetoilette) : Sink (Waschbecken)		Toilet (Toilette)	
Bathroom fixtures (i.a. Towel Rack) (Badezubehör, z.B. Handtuchhalter)			

15. BEDROOMS (Schlafzimmer)				
	Condition (Zustand) - Quantity (Anzahl)			
	Room 1 (Raum 1)	Room 2 (Raum 2)	Room 3 (Raum 3)	Room 4 (Raum 4)
Floor (Fußboden)				
Window (Fenster)				
Windowsills (Fensterbretter)				
Curtains (Vorhänge)				
Blinds (Rolläden)				
Doors (Türen)				
Keys (Schlüssel)				
Ceiling (Decke)				
Wiring outlets (Elektro-Anschlüsse)				
Lights (Lampen)				
Walls (Wände), Paint (Farbe), Wallpaper (Tapete)				
Smoke detector (Rauchmelder)				

16. OTHER AREAS, ITEMS AND EXTERIOR (Andere Räumlichkeiten, Gegenstände und Aussenanlagen)			
Condition (Zustand) - Quantity (Anzahl)	Condition (Zustand) - Quantity (Anzahl)	Miscellaneous Items (Verschiedenes)	Condition (Zustand) - Quantity (Anzahl)
Entrance keys (Haustürschlüssel)	Driveway (Einfahrt)	Halfway smoke detector (Rauchmelder Flur)	
Mailbox keys (Briefkastenschlüssel)	Shrub (Sträucher)		
Garage (Garage)	Lawn (Rasen)		
Remote (Fernbedienung)	Trees (Bäume)		
Balcony (Balkon)	Patio (Terrasse)		
Garbage Bin (Müllbehälter)	Deck (Boden)		

17. REMARKS (Bemerkungen)

18. I hereby state that the above information is correct and all parties involved are in full agreement.
(Mit meiner Unterschrift bestätige ich, dass alle gemachten Angaben richtig sind und in Übereinstimmung getroffen wurden.)

a. PRINTED NAME OF TENANT (Last, First, Middle Initial) (NAME DES MIETERS in Druckbuchstaben (Familienname, Vorname, Mittelinitialen))	b. SIGNATURE (Unterschrift)	c. DATE (YYYYMMDD) (Datum (JJJJ/JJ/TT))
d. PRINTED NAME OF LANDLORD (Last, First, Middle Initial) (NAME DES VERMIETERS in Druckbuchstaben (Familienname, Vorname, Mittelinitialen))	e. SIGNATURE (Unterschrift)	f. DATE (YYYYMMDD) (Datum (JJJJ/JJ/TT))

19. TO BE COMPLETED AT TIME OF TERMINATION (Bei Beendigung des Mietverhältnisses auszufüllen)

Quarter condition (Wohnungszustand) <input type="checkbox"/> has (hat sich) / <input type="checkbox"/> has not (hat sich nicht) changed (verändert).		Outstanding bills are (Zu zahlen sind noch) :
a. RENT UNTIL (Miete bis)	b. UTILITIES (Nebenkosten)	c. COST (Betrag) (EURO)
d. DAMAGES (Beschädigungen)		e. COST (Betrag) (EURO)

20. With my signature I verify that all debts have been settled and I have no further claim against the tenant.
(Mit meiner Unterschrift bestätige ich, dass alle Schulden beglichen sind und dass ich keine weiteren Ansprüche an den Mieter habe.)

a. PRINTED NAME OF LANDLORD (Last, First, Middle Initial) (NAME DES VERMIETERS in Druckbuchstaben (Familienname, Vorname, Mittelinitialen))	b. SIGNATURE (Unterschrift)	c. DATE (YYYYMMDD) (Datum (JJJJ/JJ/TT))
--	------------------------------------	--

USAFE FORM 333A, 20100430 (REVERSE)




WE ARE THE ARMY'S HOME



KMC Housing Office

USAFE Form 333a – Premise Condition / Inventory

19. TO BE COMPLETED AT TIME OF TERMINATION (Bei Beendigung des Mietverhältnisses auszufüllen)			
Quarters condition (Wohnungszustand) <input type="checkbox"/> has (hat sich) / <input type="checkbox"/> has not (hat sich nicht) changed (verändert). Outstanding bills are (Zu zahlen sind noch) :			
a. RENT UNTIL (Miete bis)	COST (Betrag) (EURO)	b. UTILITIES (Nebenkosten)	COST (Betrag) (EURO)
20130329	1,248.€	Ø	Ø
c. DAMAGES (Beschädigungen)			COST (Betrag) (EURO)
NONE			Ø
20. With my signature I verify that all debts have been settled and I have no further claim against the tenant. (Mit meiner Unterschrift bestätige ich, dass alle Schulden beglichen sind und dass ich keine weiteren Ansprüche an den Mieter habe.)			
a. PRINTED NAME OF LANDLORD (Last, First, Middle Initial) (NAME DES VERMIETERS in Druckbuchstaben (Familiennamen, Vorname, Mittelinitialen))	b. SIGNATURE (Unterschrift)	c. DATE (YYYYMMDD) (Datum (JJJJMMTT))	
Thomas Smith		20130321	

USAFE FORM 333A, 20100430 (REVERSE)



WE ARE THE ARMY'S HOME



KMC Housing Office

Economy & Military Family Housing (MFH)

7.

TLA REIMBURSEMENT:

ECONOMY & **MFH**: Upon check out, you can claim your TLA via email at KMCHousing@us.af.mil. Upon completion, a copy of the TLA claim will be emailed to you.

Please provide the following information within your e-mail:

- Outbound TLA Form (provided by Housing Office)
- Itemized lodging receipt
- Statement of Non-Availability - *if you stayed in an off base hotel (provided by On Base Lodging Office)*

VAT Form if used - *if you stayed in an off base hotel*



WE ARE THE ARMY'S HOME





Contact us:

- Org. Box: KMCHousing@us.af.mil
- DSN 489-6672
- Commercial 0631-536-6672



Health Clinic

Out-processing Briefing



WE ARE THE ARMY'S HOME



SSG Adrian Rouzer
Kleber AHC NCOIC
U.S. Army Installation Management Command

Controlled by: HQ IMCOM
Controlled by: AMIM-RPH-M
CUI Category: None
Limited Dissemination Control: None
POC: adrian.m.rouzer.mil@health.mil /314.590.6555

As of: 02 Feb 2024
Title 1 Version 1

Health Clinic

Medical Clearance Requirements

- All PCS'ing and ETS'ing Soldiers must out-process through the Health Clinic.
- Per DHA PAM 2502 Health Record VOL 2 Enclosure 3 Para 5, the original health records of Service Members and their Family Members (if family members accompany the sponsor), will not be maintained by the sponsor, his or her family members, or provided to the sponsor or family members' civilian PCM office.
- Records will be shipped to your next duty station after being arrived in DEERS and TRICARE
- Bring a copy of your orders and your out-processing checklist.
- Original medical and dental records are the property of the U.S. Government.
- Soldiers separating from the Army are entitled to two free copies of their medical record only if making a VA claim. Family members may also request copies of their records. Please provide the records room staff with sufficient time to fulfill this request.



Health Clinic

Medical Clearance Requirements

The Clinic will:

- Check medical-readiness classification/MEDPROS and identify any delinquent or deficient categories for Soldiers to complete.
- Ensure Soldiers process through Army Behavioral Health OR Behavioral Health will preclear Soldiers in UCASWEB. There is no Behavioral Health at Kleber. Soldiers must process at LRMC.

* All Soldiers must remain green in MEDPROS for 60 days following clearance. Soldiers not meeting this requirement will be required to complete necessary readiness requirements before clearing.



WE ARE THE ARMY'S HOME



- **Baumholder:**
Health Clinic, BLDG 8740 Room 107
Mon – Fri 0800-1600.
- **Kaiserslautern Army Health Clinic:**
K – AHC Health Clinic, BLDG 3287
Mon – Fri 0800-1600

For ETS, we need a copy of your ETS orders, then Records will be sent to US; for PCS, bring PCS orders, fill out DD 877 (provided), then records will be sent to receiving unit.

Health Clinic

Medical Physical Exams

- Physical exams: Begin ETS/Separation Physicals no earlier than 120 and no later than 60 days before separation.
- All examinations initiated are by appointment only. Each exam consists of two parts (Part I = Initiation and Part II = Doctors Appointment).

Baumholder: Contact DSN: 590-1083 or DSN: 590-1229 to schedule an appointment.

Kaiserslautern Army Health Clinic: Contact DSN: 590-2615 or Walk-in during Readiness hours (0800-1130 M-F)

PLEASE DO NOT contact the Appointment Line to schedule your Part I or Part II of your Exam.



- Baumholder: Health Assessments not serviced by unit personnel must schedule at the Health Clinic, BLDG 8740, Appointment Required, Call Central Appointment Line at DSN 590-5762, Civ # 06371-9464-5762.
- Kaiserslautern Army Health Clinic: Health Assessments walk-in during Readiness hours 0800-1130 M-F (Must have Online Part 1 Complete prior to Walk-in).

Call Central Appointment Line at DSN 590-5762,
Civ # 06371-9464-5762.



Baumholder:

Bldg. 8741, Rm 205

Walk-in hours Mon-Thurs 0800-1600, Fri 0800-1200.

Must have a copy of orders and flight date.

Landstuhl Regional Medical Center:

Bldg. 3744

DSN Phone: 590-4830 CIV Phone: 06371-9464-4830

Walk-in hours Mon-Thurs 0730- 1600, Fri 0730-1400

Enrollment & Disenrollment	590-4830 (Option 1)
Claims & Benefits	590-4830 (Option 2)
Referrals & Authorizations	590-4830 (Option 3)
Host Nation Liaison	590-4830 (Option 4)





Postal & Mail Services

Out-processing Briefing



WE ARE THE ARMY'S HOME



Mr. Dana Shane Morris
IMCOM-E – Supervisory Postmaster
U.S. Army Installation Management Command

Controlled by: HQ IMCOM
Controlled by: AMIM-RPH-M
CUI Category: None
Limited Dissemination Control: None
POC: dana.s.morris.civ@army.mil/314.541.1351

Community Mail Rooms and Postal Service Centers

Baumholder – Bldg. 8661

Postal Service Center – PSC 405
Unit 26312
APO AE 09034-6312
DSN 531-2950/2954, Civ 0611143-531-2950/2954

Germersheim – Bldg. 7826

Postal Service Center – PSC 425
Unit 30001
APO AE 09095-0001
DSN 541-1341, Civ 0611143-5411341

Kleber Kaserne – Bldg. 3243

Postal Service center – PSC 469
Unit 23147
APO AE 09227-3147
DSN 541-1310/1399, Civ 0611143-541-1310/1399

Landstuhl – Bldg. 3723, Wilson Barracks

Postal Service Center – PSC 402
Unit 33100
APO AE 09180-3100
DSN 541-1350/1352, Civ 0611143-541-1350/1352

Rhine Ordnance Barracks – Bldg. 0291

Postal Service Center – PSC 422
Unit 20248
APO AE 09067-0248
DSN 493-2810/2815, Civ 0631-3406-2810/2815

Sembach – Bldg. 222

Postal Service Center – PSC 10
Unit 29929
APO AE 09142-9929
DSN 541-1320/1321, Civ 0611143-5411320/1321

(Unit/Community Mail Room)**Panzer Kaserne – Bldg. 3106**

Community Mail Room (CMR) 479
Unit 23203
APO AE 09263-3203
DSN 484-7710, Civ 0631-413-7710



Helpful Out-Processing Tips

- Stop by your servicing CMR/PSC/UMR 7-10 days before your final out-processing appointment/departure to close down your personal mail receptacle.
 - ✓ The sponsor must present their I.D. card
- A forwarding address should be provided at time of out-processing. Without providing a forwarding address incoming mail will be Returned To Sender.
 - ✓ Per DoD regulation, your mail will be forwarded for 1 year except for junk mail and subscription periodicals.
 - ✓ Subscription periodicals are forwarded for 60 days ONLY.
- Your forwarding address can be updated with a new address after your departure by contacting your CMR/PSC/UMR by e-mail from your official government email address.
 - ✓ Ask for details when closing receptacle/out-processing
- Your mail receptacle will be closed within 24 hours and mail will begin to be forwarded.

Helpful Out-Processing Tips (cont.)

- Expect minor delays to receive forwarded mail to your new location since mail must transit to Germany (your current mail service location), then follow on travel to your new location.
- To avoid excessive delays, update your address online:
<https://moversguide.usps.com/icoa>
- Customers can also go direct to: <https://USPS.com> / “Track & Manage” and click “Change of Address” to begin
- Remember to “contact and update” family, friends and correspondence with your new address ASAP to avoid unnecessary mail delays!!!!

[Reminder to contact your servicing Post Office with any questions or inquiries...our staff is standing by to assist!!](#)





Transportation

Out-processing Briefing



WE ARE THE ARMY'S HOME



Mr. Marcel Barth
Lead Transportation Assistant
U.S. Army Installation Management Command

Controlled by: HQ IMCOM
Controlled by: AMIM-RPH-M
CUI Category: None
Limited Dissemination Control: None
POC: marcel.barth.ln@army.mil/314.528.2426

As of: 21 Dec 2023
Title 1 Version 1

Installation Transportation Office Services

- Personal Property Shipments
 - Household Goods (HHG) & Unaccompanied Baggage (UB)
- Privately Owned Vehicles (POV)
- Official Travel



HHG Arrangements

Kaiserslautern

Daenner Kaserne

Bldg. 3104, Room 105/106

DSN: 528-2424/2430 / Civ: 0611-143-528-2424/30

Mon-Fri: 0800–1530 hrs

Closed for Lunch 1200–1230 hrs

Kleber Kaserne

Bldg. 3245, Room 211

DSN: 528-2428/25 Civ: 0611-143-528-2428/25

Mon-Fri: 0800-1530 hrs

Closed for Lunch 1200–1230 hrs

Baumholder

Smith Barracks

Bldg. 8744

DSN: 531-7070 / Civ: 0611-143-531-7070

Mon-Fri: 0730–1200; 1300–1600 hrs

- Make arrangements at least 10 working days prior to the first Pickup Date
- During Peak Season (May-Aug), make arrangements 3 weeks prior to first Pickup Date
- Required Documents: PCS Orders (2+5), Inventory, POV Registration for VPC Center Kapaun



Entitlements

- Weight Allowances
 - Full JTR Weight Allowance for Germany
 - Weight Allowances include UB allowances
 - Professional Items (Pro Gear) will not count against Weight Allowance
- Authorized Origins: Current or any previous duty station, HOR, NTS
- Authorized Destination: New duty station
- Any other combination of locations not to exceed the cost of an authorized routing



Sequence of Events

- After receiving your orders contact the Transportation Customer Service office.
- Schedule a briefing to arrange for a HHG/UB pickup with Transportation.
- Ensure that all items are cleaned for customs inspection.
- Pick up must be arranged at least 10 working days prior to the requested date of pick up.



Pickup Schedule

- Routine/normal: 10 Working Days.
- Blue Bark: ASAP, normally within two working days.
- Chapter: Prior to flight.
- EROD: Normally after six working days.



Preparation for Pickup of HHG

- Segregate items for different shipments (i. e. furniture for HHG, small Items only for UB)
 - Maximum NTE 42 inch TV and Bicycles can be shipped as UB.
- To meet US Agriculture Requirements, make sure all outdoor equipment (High Risk Items) are clean and ready to be included in the Shipment
- If available provide original boxes for stereo equipment, TVs, PCs etc.) to the Packers (do not prepack any items)
- Have all appliances disconnected before the Packers arrive
- Secure all Items and documents (cash, ID-Cards, passports, tickets etc.) you need while travelling to your new duty station in a separate locked room or POV.



Pickup of HHG & UB

- During and after packing of HHG & UB, Packers will mark all items and boxes, affix a numbered sticker, and list them on the descriptive inventory accordingly. Ensure all High Value Items are properly listed.
- The Carrier's Inventory is your proof of ownership during delivery at the destination.
- HHG items and boxes are to be packed in wooden crates on the Carrier's truck and will be closed with serial numbered seals prior to leaving residence.
- Any issue with the Packers: Contact the Quality Control Section;
 - BHR 531-7072/7073 or cell phone numbers provided during your counseling session.
 - KMC Ramstein AB, DSN 489-6036, CIV: 0631-5366036 or cell phone numbers provided during your counseling session.



Delivery and Claims

- Transit Times from Germany to the USA
 - HHG: 55 – 70 days
 - UB: 30 – 36 days
- Shipments may be temporarily placed in Storage in Transit (SIT) for 90 days with an extension option of additional 90 days
- Claims for Loss or Damage
 - Claim with the Transportation Service Provider (TSP)/Carrier under the Full Replacement Value (FRV) Coverage, notify TSP within 180 days of delivery, file claim within 9 months
 - If denied: Claim with the Government Claims Office, file with MCO within 2 years of delivery

Shipment of Alcohol

- See Transportation for packet.
- Fill out CBP Form 3299, blocks 1,2 &4.
- Fill out CBP Form 7501 blocks 10, 14 & 25.
- Visit the following website to determine limits for your state:
<http://ttb.gov//wine/state-abc.shtml>
- Provide proof that any and all import taxes due have been paid.
- Provide an inventory sheet with the following information: Description, quantity, year produced, value when purchased, percentage of alcohol, size of the bottle and country of origin.
- Power of Attorney.



POV Shipment

- POV Shipping Office, IAL, BHR Bldg 8751, DSN 531-7096, CIV: 0611-143-531-7096, KL, Kapaun, Bldg 2806, DSN 489-7750, CIV: 0631-3579-0088
- One POV only per PCS (Exception: Military Couples)
- Requirements
 - Member must be Owner of the POV
 - POV must meet US Specifications (EPA & DOT)
 - POV must be operational
- Shipment is authorized to the dedicated Vehicle Processing Center (VPC) serving the new duty station or an alternate VPC based on Cost Comparison
- pcsmypov.com



POV Shipment (cont'd)

- POV may not contain more than ¼ tank of gas
- POV must pass the agriculture inspection (Exterior, interior, trunk and under the hood must to be totally clean)
- Transit times range from 58 days (Baltimore) to 70 days (VPCs on the West Coast of the USA)
- Claims for loss or damages are to be filed with the contractor (1st source) or the Government Claims Office (2nd source) at destination



Motorcycle Shipment

- Call Transportation Office to arrange HHG shipment
- EPA Form 3520-1
- HS-7 (Importation of Motor Vehicle Equipment Subject to Federal Motor Vehicle Safety, Bumper and Theft Prevention Standards
- Department of Transportation (DOT) sticker or incoming inventory, or incoming shipping document (DD788).
- Stateside Registration.
- Certificate of Title.
- Drain all gas, oil, and water.
- Disconnect the battery.
- Clean the motorcycle for customs inspection.



Airline Tickets

- Contact the Commercial Travel Office (CTO), SATO.
- Mandatory to use Patriot Express unless an exception has been approved.
- Bring six copies of your orders.
- Availability Date on Orders: 1st day to travel
- Authorized Routing: From old duty station to new duty station or location designated on orders.
- Alternate Routing: Commercial Travel Arrangements on a reimbursable basis (not to exceed auth cost)
- Pet Shipment: Commercial arrangement through CTO or booking of Pet Space on Patriot Express is at personal expense (no entitlement).



Travel Arrangements

- Kaiserslautern Commercial Travel Office (CTO), SATO, Kleber Kaserne, Bldg 3245, Room 212A, CIV: 0631-341650
- Baumholder Commercial Travel Office (CTO), SATO, Clinic Kaserne, Bldg 8744, DSN 531-7094, Civ: 06783-99320





Value Added Tax (VAT) & Utility Tax Avoidance Program (UTAP) Out-processing Briefing



WE ARE THE ARMY'S HOME



Ms. Aneicce McShan
Supervisory Customer Service Technician
U.S. Army Installation Management Command

Controlled by: HQ IMCOM
Controlled by: AMIM-RPH-M
CUI Category: None
Limited Dissemination Control: None
POC: aneicce.c.mcshan.naf@army.mil/314.541.9122

As of: 21 Dec 2023
Title 1 Version 1

Value Added Tax (VAT) & Utility Tax Avoidance Program (UTAP)

USAG Rheinland-Pfalz VAT Offices

Kleber VAT & UTAP Office

Location: Building 3245, Room 116 (VAT) & Room 115 (UTAP)
Operation Hours: 0830-1600 (VAT Office) & 0900-1600 (UTAP Office)
(Mon-Fri) **Closed on Federal Holidays**

Kleber VAT: (314) 541-9120; COMM: +49 (0)611-143-541-9120

Kleber UTAP: (314) 541-9086 or 9091; COMM: +49 (0)611-143-531-9086 or 9091

Rhine Ordnance Barracks VAT Office (Inside ROB Java Café)

Location: Building 273
Operation Hours: 0900-1600 (Mon-Fri)
Closed on Federal Holidays

DSN: (314) 541-9089; COMM: +49 (0)611-143-541-9089

Value Added Tax (VAT) & Utility Tax Avoidance Program (UTAP)

USAG Rheinland-Pfalz VAT Offices (con't)

Landstuhl VAT Office (Inside the Library)

Location: Building 3810

Operation Hours: 1000-1400 (Mon-Thurs) and 1200-1600 (Fridays)

Closed on Federal Holidays

DSN: (314) 541-9126 COMM: +49 (0)611-143-541-9126

Baumholder VAT & UTAP Office

Location: Smith Barracks, Building 8661, Room 148

Operation Hours: 1000-1700 (Mon-Fri)

Closed on Federal Holidays

DSN: (314) 531-2896; COMM: +49 (0)611-143-531-2896

NOTE: This location processes UTAP enrollments for the Baumholder area.

For additional questions or concerns, please contact POCs below:

UTAP Program Manager

DSN: 541-9085 COMM: +49 (0)611-143-541-9085

VAT Program Manager

DSN: 541-9122 COMM: +49 (0)611-143-541-9122

USAG Rheinland-Pfalz VAT & UTAP Office Mailbox:

usarmy.rheinland-pfalz.id-europe.mbx.dfmwr-vat-office@army.mil



WE ARE THE ARMY'S HOME



Value Added Tax (VAT) & Utility Tax Avoidance Program (UTAP)

VAT FORMS

- Customers are required to return used or unused VAT forms.
- If the original copy (white) of the VAT form has been misplaced, the local VAT Offices will also accept the customer copy (pink) to clear out of the database.
- If VAT forms have been lost and are unable to locate, the customer has the option to sign a LOST VAT FORM STATEMENT authorizing the VAT Office to clear out any outstanding forms. However, this procedure normally results in a violation and will be on the customer's record up to 3 years. (NOTE: Customer is only authorized to clear out lost forms no more than 3 times within a 3-year period.)
- VAT accounts are not required to be closed or deactivated if transferring to another garrison in Germany. However, it is the customer's responsibility to update contact information upon arrival at in-processing VAT Office.
- No Refunds will be given for returning unused VAT Forms.

Value Added Tax (VAT) & Utility Tax Avoidance Program (UTAP)

UTAP

- All UTAP customers are required to complete the “UTAP Customer Record Change” form which includes providing the UTAP Office with a forwarding address and contact information.
- Customers are required to provide the UTAP Office with final utility bills and proof of payment (e.g., bank transaction slip, stamped receipt from utility company or bank statement showing final payment being made).
- Keep in mind that final meter readings are required for your final bill to be generated. Most utility companies can take up to 2 weeks to generate a final bill *especially during the holiday season* so please plan accordingly.
- Customers must finalize utility payment personally and is responsible to provide the final invoice with proof of payment; not the landlord, property managers or third-party persons. In the event of a final utility bill not fully paid prior to departure, the UTAP Office is contractually liable for these debts and authorized to proceed with a collection action to the Treasury (IRS).
- Active Duty, Civilians & DoD Contractors: Must provide UTAP Office with a copy of official PCS orders.

Value Added Tax (VAT) & Utility Tax Avoidance Program (UTAP)

UTAP (cont'd)

- If customer receives a credit, the utility company will refund customer either via bank transfer or directly at the utility company.
- All utility bills MUST be paid in full prior to clearing the USAG Rheinland-Pfalz community. Monthly payment plans for outstanding utility bills (including annual or final bills) are not authorized.
- For any financial difficulties or hardships, active-duty customers can go to ACS or their Finance Office to ask for further assistance.
- If enrolled at the Ramstein VAT/UTAP Office, the customer is required to provide final bills with proof of payment to Ramstein UTAP Office (Building 2118).
- The Ramstein UTAP Office will stamp out-processing paper work, however you must return to the Kleber UTAP Office (Building 3245, Room 115) to receive an Army stamp if you are Army affiliated.



Vehicle Registration Out-processing Briefing



WE ARE THE ARMY'S HOME



Ms. Petra Polat

IMCOM-E – Vehicle Registration Lead Clerk
U.S. Army Installation Management Command

Controlled by: HQ IMCOM
Controlled by: AMIM-RPH-M

CUI Category: None

Limited Dissemination Control: None

POC: petra.polat.ln@army.mil/314.531.2941

As of: 21 Dec 2023

Title 1 Version 1

Vehicle Registration

Vehicle De-Registration Protocol

Most Common Methods

Vehicles Shipped Outbound

To De-Register

- ☐ All required documents listed in **info box**.
- ☐ Permanent Plates
- ☐ Current Registration
- ☐ Shipping documents/Bill of Lading. If using the household goods inventory sheet, it must include the VIN.

Optional Shipping Plates: These plates allow you to temporarily drive before you can register it at your destination. All vehicles being shipped must have a current and valid operational registration to qualify for shipping plates/registration. A transaction fee may be required.

- ☐ All documents to De-Register
- ☐ E-Mail confirmation with day/time of shipping appointment (private shipping only)

Junking Through MWR

- ☐ All required documents listed in **info box**
- ☐ Lien Release (if applicable)
- ☐ Registration
- ☐ Plates
- ☐ Bill of Sale (signed by both owners)

INFO BOX

Must have the following for all transactions

- ID Card
- USAREUR Driver's License¹
- SOFA Card²
- Check/Money Order/Debit or Credit Card for processing fee

(1) Not required for Non-Operational Registrations
(2) SOFA Cards required for All Contractors

Buy/Transfer Vehicle With USAEUR Plates **(Both Buyer & Seller need to be present)**

Buyer

- ☐ Insurance Cards
- ☐ All other applicable documents listed in **info box**

Seller

- ☐ Registration must be valid for at least 60 days
- ☐ Current registration with title portion
- ☐ Lien Release (if applicable)
- ☐ Both owners need to be present
(If a joint owner cannot be present, a Power of Attorney will be accepted)

Note: The rear plate may need to be brought in to update the inspection sticker.

Deregistering POV Via Selling to Local National/Dealer

- ☐ All Required documents listed in **info box**.
- ☐ Lien Release (if applicable)
- ☐ Final Bill of Sale (signed by both owners)
- ☐ Plates (if applicable)
- ☐ Registration
- ☐ American & German Customs with Form AE 550

Note: You can not sell a vehicle on temporary plates, you must either complete the registration process and get permanent plates or place the vehicle into non-operational status.



Vehicle Registration

Vehicle De-Registration Protocol

Out-Processing Locations

You must be able to prove proper disposition of all POVs and weapons to clear/ out-process from your community.

If you have any outstanding items, Vehicle Registration will not stamp clearing papers.

KAISERSLAUTERN

Building 2806, Kapaun Air Station
DSN 489-7729/4500 or CIV 0631-536-7729/4500

Mon – Fri 0700- 1000 hrs (**WALK-IN**)
1200-1500 hrs (**APPOINTMENTS ONLY**)

Last working day of the month 0700-1100 hrs.
Closed on American Holidays and AF Family Days.
For appointments visit:
<https://booknow.appointment-plus.com/9rm3mcns/>

BAUMHOLDER

Smith Barracks, Building 8747, 1st Floor
DSN 531-2940; CIV 0611-143-531-2940
BY APPOINTMENT AND WALK-IN
Mon-Fri 0815-1200 hrs, 1245-1600 hrs
Last working day of the month 0815-1200 hrs.
Last customer served 15 minutes before closing time.
Closed on German and American Holidays.

SEMBACH

Building 216, 1st floor, room 126
DSN 542-2021/22/23
CIV 0611-143-542-2021/22 /23

WALK-IN SERVICE

Mon-Thu 0800–1530 hrs
Fri 0800-1430 hrs (Temporarily closed on Fridays until further notice).
Last working day of the month 0800-1100 hrs.
Closed on U.S. holidays.
Closed at 1515 hrs on all Training Holidays.





Veterinary Services

Out-processing Briefing



WE ARE THE ARMY'S HOME



Ms. Cristina Diaz
Operations Assistant
U.S. Army Veterinary Medical Center – Europe

Controlled by: HQ IMCOM
Controlled by: AMIM-RPH-M
CUI Category: None
Limited Dissemination Control: None
POC: cristina.n.diaz4.naf@health.mil/314.590-1930

As of: 21 Dec 2023
Title 1 Version 1



US Army Veterinary Medical Center Europe

- Pulaski Barracks, Building 2928
- DSN: 314-590-1900 / Commercial: 06371-9464-1900
- Monday through Friday: 0730-1600 hrs (closed from 1200-1300 for lunch)
- We provide reduced cost **Space-A** veterinary care for pets owned by DOD Beneficiaries authorized to use US Military Medical Treatment Facilities
 - AR 40-905 & DODVSA Policy Memo C-013 dated 18 Nov 2013 (ID Card Required)
- We see Well Visits and Minor Sick Call Appointments only – No emergency or after duty hours appointments.
- **We recommend establishing a relationship with an off-base veterinary facility** in case of an emergency or if we are not able to provide you with an appointment.



Laws

- German law states all pets must be properly secured in vehicles
 - Pets can wear harnesses that attach to seat belts
 - Properly secured in transport carriers
- When not in a carrier, all pets must always wear leashes, both on and off-post
- All pets **MUST** be registered with VMCE within 10 days of arrival even if an off-post veterinarian sees your pet
- Owners should check with their local Rathaus to see if they need to register their pet
 - Items to bring
 - Orders
 - Veterinary related documents
 - Owners will not have to pay taxes for their pets if they are registered with us and are not retiring in Germany.



Pet Travel

- Keep your pets up-to-date on all vaccines for public health and legal requirements as well as travel readiness
- The pet PCS process to leave Germany requires at least 30 days prep
 - Hawaii, Guam, Korea, Japan, Australia requires longer prep and additional vaccines compared to travel to the USA
 - Korea requires a HC from an off-base German Federal Veterinarian
- Pet health certificates are valid for 10 days
 - Contact VMCE as soon as you have a departure date



- **An EU Pet Passport is required to travel outside of Germany and within Europe**

Be a responsible owner. Do not abandon your pet.

Common Pet Health Conditions in Germany

- Ticks and tick-borne diseases (Lyme disease, Tick-borne encephalopathy) are present, especially in the woods
 - These ticks can also bite and infect people
 - Recommend monthly flea and tick preventive medication



- Heartworm disease – transmitted from mosquitoes
 - Recommend monthly heartworm preventive medication



VMCE Pet Registration

- To register your pets, please fill out the electronic registration packet found at mrc-europe.army.mil/Portals/106/VMCE%20Welcome%20Packet%202022_Fillable_1.pdf
- Once the packet is complete, please email it to usarmy.landstuhl.medcom-ph-e.mbx.vmce@health.mil (also listed on the bottom of the registration form)
 - The registration form and policy letter must be signed with a digital CAC card signature by the sponsor in order for us to accept the form via email.
- For more information, please visit our website page <https://mrc-europe.army.mil/Public-Health-Command-Europe/-Programs-Services/-Veterinary-Services-Treatment-Facilities/Veterinary-Medical-Center-Europe/>





Voting Assistance Office

Out-processing Briefing



WE ARE THE ARMY'S HOME



Mr. Daniel Barbosa
IMCOM-E – Voting Assistance Officer
U.S. Army Installation Management Command

Controlled by: HQ IMCOM
Controlled by: AMIM-RPH-M
CUI Category: None
Limited Dissemination Control: None
POC: daniel.barbosa.civ@army.mil/314.541.1042

As of: 29 Dec 2023
Title 1 Version 1

Voting Assistance Office

Ensure **YOUR VOTE** Transitions with You!

Visit one of the following locations for
voter registration assistance:

1. www.FVAP.gov
2. Unit Voting Assistance Officer
3. Installation or Garrison Voting Assistance Office



USAG-RP Garrison Voting Assistance Office:

Kaiserlautern (Kleber Kaserne) - Bldg 3245, Room 210

DSN: 541-1042 or Comm 0611-143-541-1042

Baumholder (Smith Barracks) - Bldg 8660, Room 105

DSN: 531-2400 or Comm: 0611-143-531-2400

Hours: Mon-Fri 0800-1200, 1300-1600

Email: usarmy.rheinland-pfalz.id-europe.mbx.garrison-voting-assist@army.mil



WE ARE THE ARMY'S HOME

