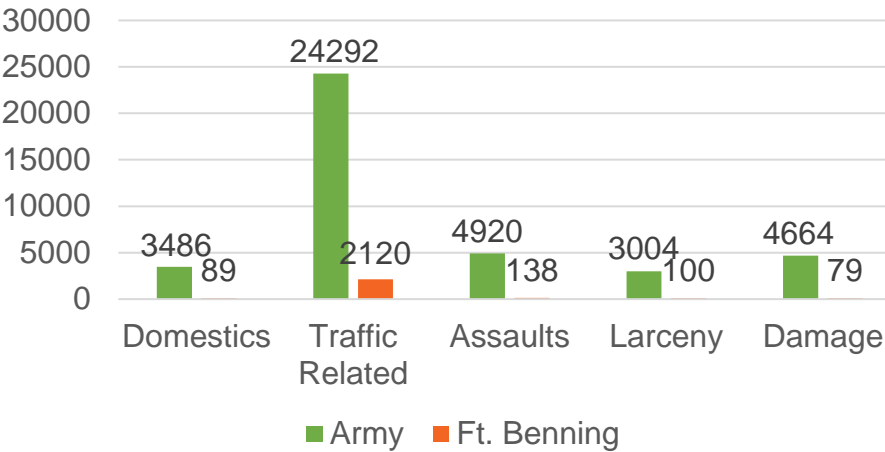




Fort Moore DES Dashboard

Army vs Fort Moore Per 120,000 Population



Unique Offenders by Crime Category	Soldiers		Other Offenders		Unknown		All Offenders	
	Count	%	Count	%	Count	%	Count	%
Traffic Violations	10,966	58%	10,858	66%	2,468	29%	24,292	55%
Assault and Battery	3,109	16%	1,506	9%	305	4%	4,920	11%
AWOL	1,140	6%	14	<1%			1,154	3%
Drunk Driving without Personal Injury	1,800	10%	577	4%			2,457	6%
Family Abuse	1,291	7%	670	4%	21	<1%	1,982	5%
Drunk and Disorderly	1,152	6%	331	2%	30	<1%	1,513	3%
Other Misdemeanors	3,717	20%	4,079	25%	5,852	68%	13,648	31%
Total - Misdemeanor	19,011	100%	16,402	100%	8,621	100%	44,034	100%

Figure II-6: FY2018 Misdemeanor Crime

Misdemeanors remain the largest crime type committed in the Army, representing 68% of all crimes. More than half of the misdemeanor offender were titled for Traffic Violations.

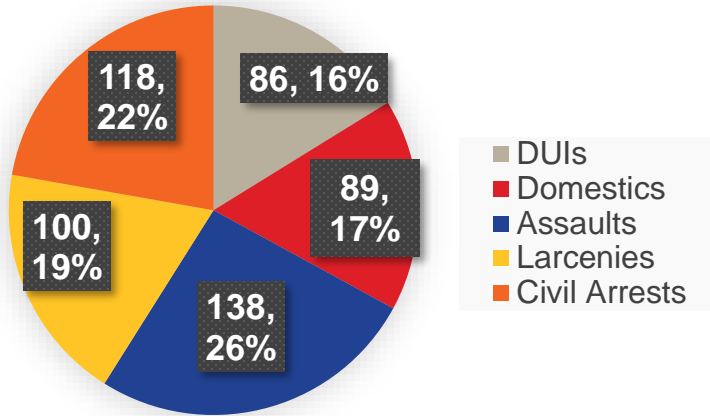
- Fort Moore total reported incidents for FY 22 were 8,581.
- Army wide reported incidents were 4,586 per 100,000 for FY 18.
- Fort Moore incidents account for approximately 2.6% of all Domestic; 8.7% of Traffic Violations; 2.8% of all Assaults; 3.3% of all Larcenies; and 1.7% % of reported Damages





Fort Moore Crime Report FY 22

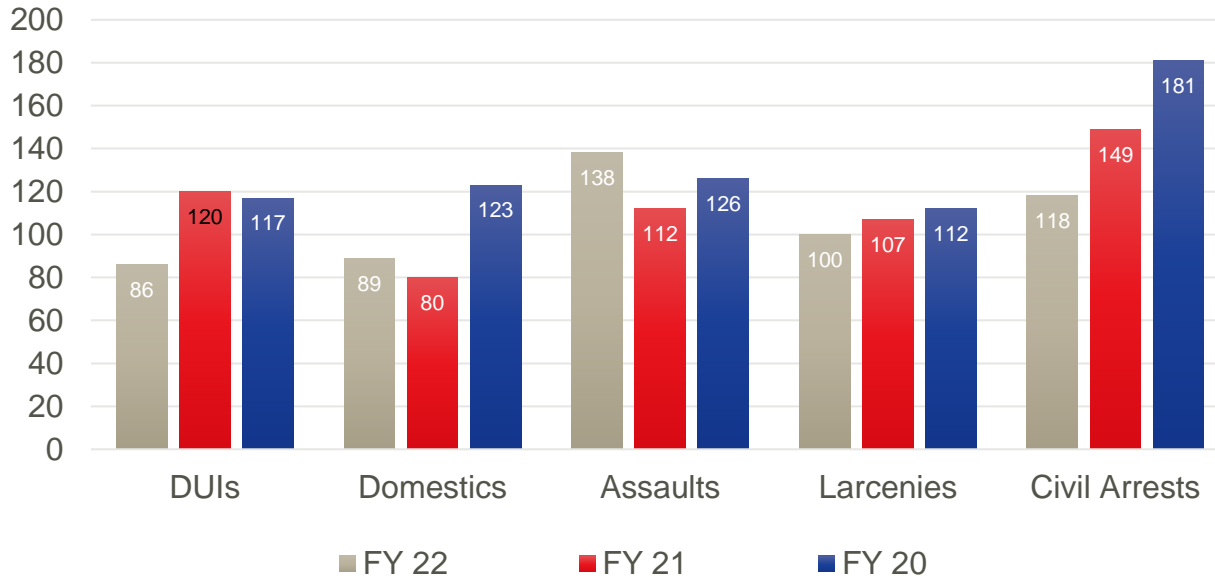
FY 22



Trending Issues

- 60% (52) of DUIs occurred Off Post, 40% (29) occurred On Post
- 64% of assaults were committed by Trainees (88 of 138).
- 62% of Domestics were Verbal (55 Verbal / 34 Physical)
- 117 Alcohol Related Incidents for FY 22.

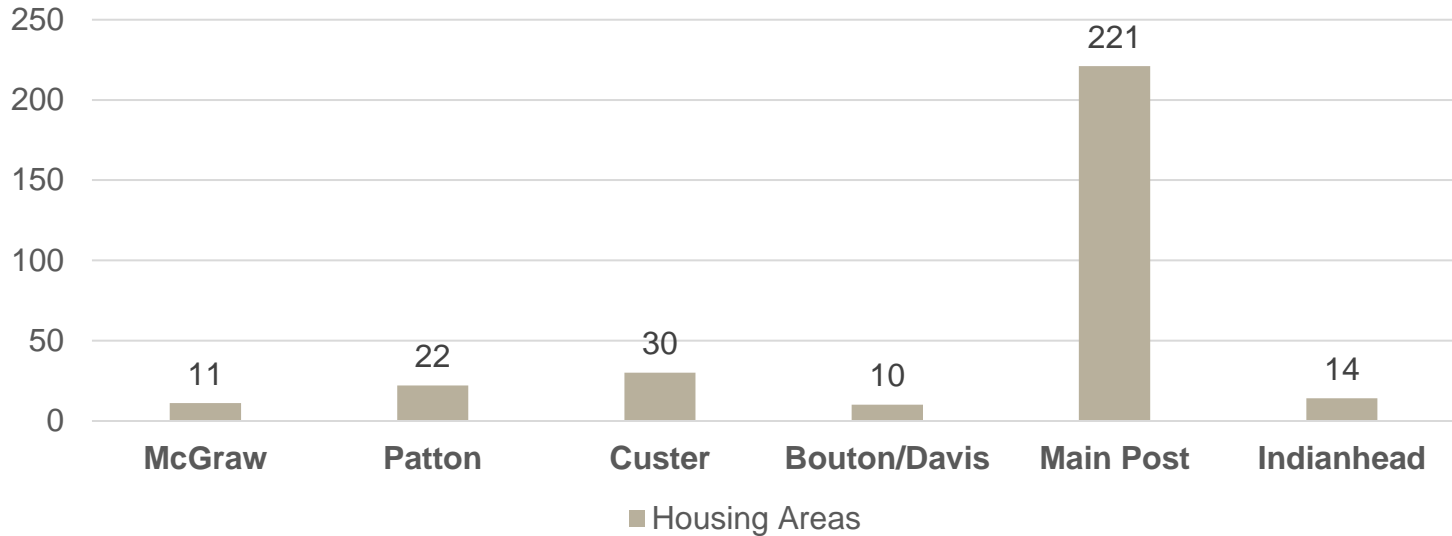
TOP Offenses FY 22, FY 21, FY 20





Fort Moore DES Dashboard

Housing Areas CVBs FY 22 (308 Total)



- 308 Total CVBs issued in Housing Areas for FY22
- Almost half of CVBs are issued for Speeding (49%)
- Citations have decreased by 16% since FY 20

