

Holiday Fire Prevention



What we will learn today

- We will learn the reasons why the number of fires increases during the holidays - and ways we can prevent a holiday fire from happening.

We have already learned that:

- Fires can happen very quickly.
- We can prevent them from happening by keeping heat sources away from fuel sources.

- During the holidays, the possibility of fire increases because of decorations, lights, costumes and cooking.
- What are some of the holidays where this might happen?
 - Halloween
 - Christmas
 - Easter
 - Hanukkah
 - Thanksgiving
 - 4th of July

- Many holiday decorations are made of paper or other highly flammable materials.
 - These should be placed away from candles, heat vents, fireplaces or space heaters.




- Would we want our candle this close to our decorative basket? Why not?



- Would we want our beautiful Easter basket this close to the fireplace? Why not?



- If this pumpkin had a candle in it, would we want to be standing this close? Why not?




- What happens if we light these candles, then leave the room and they burn all the way down to the greenery?

- Candles:


- should never be used around anything that can burn.
- should never be left unattended.
- should only be lit by an adult.
 - Remember, matches and lighters are adult tools.






- What is the fire danger shown here? What can we do to make it safer?

- Before we use our decorative lights, whether on our tree, in our windows, or outside on our house, we should:
 - check them for frayed or melted cords, and broken bulbs or plugs.
 - use them according to manufacturers instructions - outdoor lights only outdoors, and indoor lights only indoors.

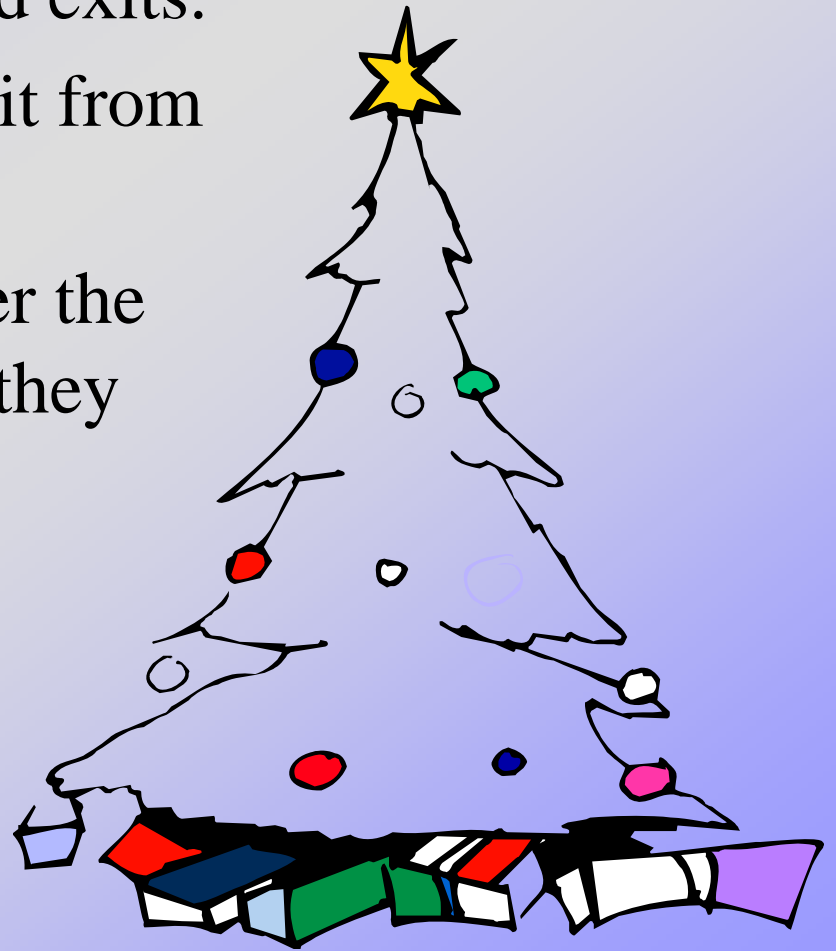


- Before we use our decorative lights, whether on our tree, in our windows, or outside on our house, we should:
 - not plug too many strings of lights together.
 - You should plug no more than three at one time.
 - not plug too many strings into one outlet.
 - remember to unplug them whenever we leave the house or go to bed at night.



- Our Christmas trees:

- should be placed in a large, tip-proof stand.
- away from heat sources and exits.
- watered every day to keep it from drying out.
- when we put our gifts under the tree, we should make sure they are not touching any lights which could get hot and cause the wrapping paper and boxes to burn.



- Our Christmas trees:
 - we should not put too many lights on our tree.
 - we should not plug too many lights into one plug.
 - never use candles on our Christmas tree.
 - always remember to unplug our lights before leaving the house or going to bed at night.





- If we celebrate Hanukkah, we should be very careful when lighting the candles on our Menorah.

- How many of us help mom or dad make holiday treats like cookies, cakes, or brownies?

- Don't touch anything on the stove or in the oven.



- Let mom or dad take hot things out of the oven or off the stove.

- The best way to help is to frost and decorate the treats when they are completely cooled.



- ALL fireworks are dangerous and can cause fires and severe burns and injuries.
 - Use them only with adult supervision.
 - Stay away from anyone using fireworks, especially when no adults are around.
 - This includes firecrackers, sparklers and bottle rockets.



Remember that because we have more decorations, lights, and cooking during the holidays, we have to be extra careful to avoid having a fire in our house.