

MOLD PREVENTION TIPS

Keeping a dry, clean, and well maintained indoor environment is the #1 prevention practice in preventing mold.

- ◆ Maintain a dry, clean, and well-ventilated indoor space
- ◆ Water spills and leaks should be dried and addressed quickly
- ◆ Watch for condensation or wet spots and address quickly
- ◆ Maintain relative humidity (rH) between 30-60%, ideally between 35-50% using an air conditioner or dehumidifier
- ◆ Allow indoor air to flow freely
- ◆ Utilize exhaust fans during moisture-generating activities
- ◆ Use exhaust fans that vent outside your home in the kitchen and bathroom
- ◆ Allow wet items to dry before storage
- ◆ Keep HVAC systems properly maintained and filters changed
- ◆ Fix any leaks in your home's roof, walls, or plumbing so mold does not have moisture to grow
- ◆ Address plumbing and HVAC that may have poor insulation, creates condensation, or leaks such as air or water
- ◆ Address doors, windows or walls, that may leak air or water
- ◆ Do not leave doors and windows open
- ◆ Keep doors and windows closed while HVAC is on



RECOMMENDED

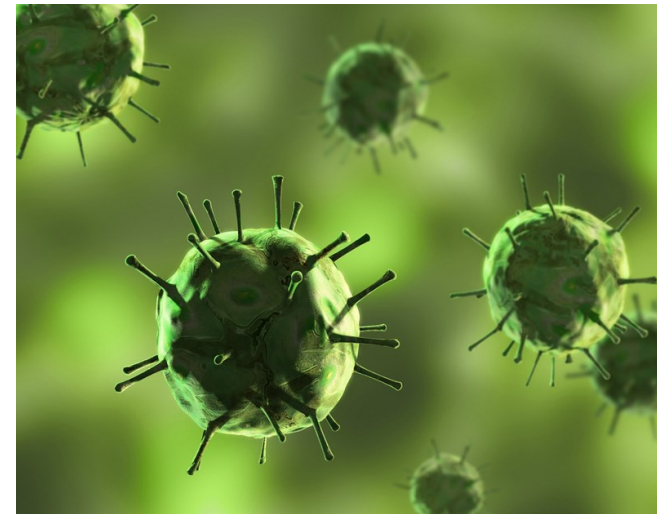
- ◆ Identify moisture problems and remove excess moisture and dry out the area as quickly as possible
- ◆ Make sure area is well ventilated
- ◆ Keep bathrooms and kitchens clean and dry
- ◆ Use fans to assist in the drying process.
- ◆ Clean wet items/surfaces with detergent and water
- ◆ Non-porous areas should be cleaned with a damp cloth or mop and a mild detergent solution
- ◆ Discard all porous items that have been wet more than 48 hours
- ◆ Place contaminated materials in a plastic bag, seal the bag and discard as general waste
- ◆ Surfaces can be disinfected with water-diluted common household items such as: Hydrogen Peroxide, Ammonia, Vinegar, or Borax. Bleach is not recommended. (do not mix chemicals)
- ◆ Use approved respiratory protection
- ◆ Use hand/eye protection (non-vented goggles)
- ◆ Wear long gloves made of material that will protect from chemicals used for surface cleaning
- ◆ Wear protective clothing to prevent contamination and skin contact with mold and chemicals
- ◆ Do not eat, drink, or smoke in area.
- ◆ Avoid breathing dusts
- ◆ After working, wash thoroughly, including hair, scalp and nails

CAUTION: Do not mix chemicals. Use chosen chemical in accordance with manufacture's instructions. Do not mix bleach with cleaning products that contain ammonia or other household cleaners.



Production Date:
March 2023

FORT KNOX MOLD AWARENESS



USAG FT Knox, DPW/Environmental Division
AMIM-KNP-E
125 6th Ave, BLDG 1110
Fort Knox, KY. 40121
(502) 624-3629/1929



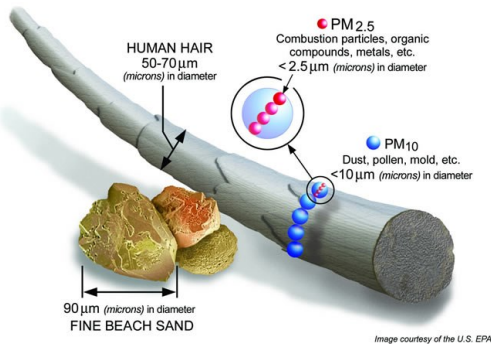
EMD Email: usarmy.knox.id-training.mbx.dpw-emd-info@army.mil

Installation Safety Office— (502) 624-3381

What is Mold?

Molds are naturally occurring microscopic organisms, also known as fungi, and found everywhere in the environment, both indoors and outdoors. Molds can live in all environments, climates, and seasons. Molds require moisture, oxygen, and an organic source to grow. Mold growth indoors must be controlled by moisture prevention, cleaning, and responding quickly when mold growth is suspected. There are many types of mold, and none of them will grow without water or moisture.

Like all organisms, molds have an absolute requirement for water. The types of mold and their abundance in an area depend on the availability of moisture and nutrients (porous surfaces). Chronic water intrusion, lack of adequate ventilation and moisture control, and/or isolated floods, such as a water pipe bursting, are typical conditions, which can lead to mold growth in buildings.



Potential Health Effects of Mold Exposure

- ◆ Aggravation of asthma
- ◆ Cough/congestion/wheezing
- ◆ Stuffy/Runny nose/sneezing
- ◆ Eye irritation
- ◆ Skin rash


People at Greatest Risk of Health Effects are individuals with:

- ◆ Allergy sensitivity
- ◆ Young children
- ◆ Asthma
- ◆ Respiratory diseases
- ◆ Weakened immune system
- ◆ Elderly
- ◆ Pregnant women

HOW TO RECOGNIZE MOLD

- ◇ Sight – Usually appear as colored woolly mats.
 - * Colors vary, most common are Black, Brown, Green, White
- ◇ Smell – Often produce a foul, musty, earthy smell.

Common areas where mold is found indoors



Specific Remediation Methods

(Based on Area Size)

- ⇒ **LEVEL I:** Small Areas ($\leq 10\text{ft}^2$) (less than roughly a 3ft. By 3 ft. patch)
 - ◆ Recommend removing infants and sensitive persons such as those with compromised immune systems or respiratory conditions from adjacent spaces.
 - ◆ Scrub mold off hard surfaces with detergent and water, and dry completely.
 - ◆ Recommend wearing gloves, eye goggles with no ventilation holes, and a properly fitted N-95 respirator (facemask) for protection to limit exposure
 - ◆ If a disinfectant, biocide such as chlorine bleach, or a strong cleaning solution is used, wear a glove compatible for the chemical.
 - ◆ Place contaminated materials in a plastic bag, seal the bag and discard as general waste.
 - ◆ A containment is not necessary for the mold cleanup area.
 - ◆ Ensure area thoroughly dries.

- ⇒ **LEVEL II:** Mid-Sized Areas ($10\text{-}30\text{ft}^2$)
- ⇒ **LEVEL III & IV:** Large-Sized Areas ($\geq 30\text{ft}^2$)
 - ◆ Place a work order for remediation and repairs, if needed.
 - ◆ This work must be done by a Maintenance Contractor or Mold Remediation Specialist and coordinated by DPW
 - ◆ Mold remediation of this size requires an approved mold remediation work plan by Fort Knox DPW/EMD

**ALL MOLD REMEDIATION SHALL BE IAW
Defense Centers for Public Health -
Aberdeen (DCPH-A)
Technical Guidance TG277 & TG278**

DEMAND MAINTENANCE

When mold is suspected, or a water intrusion issue is identified in a Fort Knox facility, and it is beyond recommended normal housekeeping procedures, a Demand Maintenance Order (Service Order) should be submitted to the DPW Work Order Section.

It's Easy as 1—2—3

1. Submit a request in ArMA (Scan the QR Code or use the hyperlink below)
2. Include pictures with your request (if possible)
3. Be sure to include a detailed description of maintenance needed.



<https://www.armymaintenance.com/armma>

Emergency Work Orders—(502) 624-1171



FOR KNOX HILLS RESIDENTS

Submit your work order using the Lend Lease App or contact the Maintenance Solutions Center (MSC) at (502) 799-6565