

**Department of the Army  
Pamphlet 670–1**

**Uniform and Insignia**

# **Guide to the Wear and Appearance of Army Uniforms and Insignia**

**Headquarters  
Department of the Army  
Washington, DC  
26 January 2021**

**UNCLASSIFIED**

# ***SUMMARY of CHANGE***

DA PAM 670–1

Guide to the Wear and Appearance of Army Uniforms and Insignia

This major revision, dated 26 January 2021—

- o Adds improved hot weather combat uniform guidance (paras 4–1*a*, 4–4*c*, 4–7*c*, and 4–8).
- o Adds guidance on the transition from universal camouflage pattern clothing and equipment to operational camouflage pattern clothing and equipment (para 4–1*b*).
- o Adds Army combat uniform fit guidance (para 4–7*q*).
- o Adds guidance authorizing the coyote brown fleece cap for wear with the Army combat uniform (para 4–10*c*).
- o Identifies skirts and pumps as optional items to wear with the Army service and Army green service uniforms for female Soldiers (paras 12–2, 13–2, 14–2, 15–2, and 20–27).
- o Adds Army green service uniform and Army green service uniform–maternity guidance (chaps 13 and 14).
- o Expands guidance for the wear of bags, backpacks, handbags, and purses (para 20–2).
- o Expands guidance for Ranger-qualified Soldiers who are authorized to wear the tan beret (para 20–4*b*(1)(*c*)).
- o Adds guidance authorizing 722d Ordnance Company and 767th Ordnance Company to wear the maroon beret (paras 20–4*b*(3)(*i*) and 20–4*b*(3)(*j*)).
- o Adds guidance authorizing the brown beret to Security Force Assistance Command and Security Force Assistance Brigades (para 20–4*b*(4)).
- o Adds guidance authorizing brown leather combat boots and jungle combat boots (para 20–5).
- o Add guidance authorizing optional breastfeeding or pumping undershirt for female Soldiers (para 20–32*h*).
- o Adds grade insignia for the Senior Enlisted Advisor to the Chairman of the Joint Chiefs of Staff (para 21–7*a*(1)).
- o Adds guidance authorizing Soldiers assigned to the U.S. Army Combat Readiness Center to wear the U.S. Army logo patch (para 21–17*b*(3)).
- o Adds guidance authorizing full-time wear of the explosive ordnance disposal brassard (para 21–30*c*(3)).
- o Adds guidance authorizing wear of the Kosovo Force brassard and the expert Soldier badge (paras 21–30*c*(12) and 22–16*a*(2)).
- o Updates the order of precedence of U.S. military identification badges (para 22–17*a*).
- o Adds guidance authorizing wear and position of the Army staff, military horseman, master gunner, and career counselor identification badges (paras 22–17*a* and 22–17*e*).
- o Updates guidance for wear of subdued identification badges (para 22–17*d*).

- o Updates description of shoulder sleeve insignia for retired personnel (para 23–3*b*(2)).
- o Adds guidance authorizing shoulder sleeve insignia for the Expeditionary Civilian Workforce (para 23–10*c*).





## Uniform and Insignia

# Guide to the Wear and Appearance of Army Uniforms and Insignia

---

By Order of the Secretary of the Army:

**JAMES C. MCCONVILLE**  
*General, United States Army*  
Chief of Staff

Official:

  
**KATHLEEN S. MILLER**  
*Administrative Assistant*  
to the Secretary of the Army

**History.** This publication is a major revision.

**Summary.** This pamphlet provides the implementation procedures for wear and appearance of Army uniforms and insignia.

**Applicability.** This pamphlet applies to the Regular Army, the Army National Guard/Army National Guard of the United States, and the U.S. Army Reserve, unless otherwise stated.

**Proponent and exception authority.** The proponent of this pamphlet is the Deputy Chief of Staff, G–1. The proponent has the authority to approve exceptions or waivers to this pamphlet that are consistent with controlling law and regulations. The proponent may delegate this approval authority, in writing, to a division chief within the proponent agency or its direct reporting unit or field operating agency, in the grade of colonel or the civilian equivalent. Activities may request a waiver to this pamphlet by providing justification that includes a full analysis of the expected benefits and must include

formal review by the activity's senior legal officer. All waiver requests will be endorsed by the commander or senior leader of the requesting activity and forwarded through their higher headquarters to the policy proponent. Refer to AR 25–30 for specific guidance.

**Suggested improvements.** Users are invited to send comments and suggested improvements on DA Form 2028 (Recommended Changes to Publications and Blank Forms) to Deputy Chief of Staff, G–1 (DAPE–ZA), 300 Pentagon, Washington, DC 20301–0300.

**Distribution.** This publication is available in electronic media only and is intended for the Regular Army, the Army National Guard/Army National Guard of the United States, and the U.S. Army Reserve.

---

### Contents (Listed by paragraph and page number)

#### Chapter 1

##### Introduction, *page 1*

Purpose • 1–1, *page 1*

References and forms • 1–2, *page 1*

Explanation of abbreviations and terms • 1–3, *page 1*

Responsibilities • 1–4, *page 1*

Statutory authority • 1–5, *page 1*

Recommending changes to Army uniforms • 1–6, *page 1*

Classification of service and combat, utility, and field uniforms • 1–7, *page 1*

#### Chapter 2

##### Responsibilities, *page 1*

Army uniform responsibilities • 2–1, *page 1*

Army insignia responsibilities • 2–2, *page 2*

#### Chapter 3

##### Appearance and Grooming, *page 2*

Punitive and nonpunitive provisions • 3–1, *page 2*

Nonpunitive provisions • 3–2, *page 2*

Tattoo, branding, and body mutilation • 3–3, *page 2*

#### Chapter 4

##### Combat Uniform Ensemble, *page 2*

Classification • 4–1, *page 2*

---

\*This pamphlet supersedes DA Pam 670–1, dated 25 May 2017.

## **Contents—Continued**

Composition • 4–2, *page 2*  
Accessories • 4–3, *page 3*  
Materials • 4–4, *page 4*  
Insignia and accouterments • 4–5, *page 5*  
Badges worn on the combat uniform • 4–6, *page 5*  
General guidelines • 4–7, *page 5*  
Combat uniform coat • 4–8, *page 6*  
Combat uniform trousers • 4–9, *page 7*  
Headgear • 4–10, *page 7*

### **Chapter 5**

#### **Maternity Work Uniform, *page 8***

Classification • 5–1, *page 8*  
Composition • 5–2, *page 8*  
Accessories • 5–3, *page 8*  
Materials • 5–4, *page 9*  
Insignia and accouterments • 5–5, *page 9*  
Badges worn on the maternity work uniform • 5–6, *page 10*  
General guidelines • 5–7, *page 10*

### **Chapter 6**

#### **Aircrew Uniform, *page 11***

##### *Section I*

*Army Aircrew Combat Uniform, page 11*  
Classification • 6–1, *page 11*  
Composition • 6–2, *page 11*  
Accessories • 6–3, *page 14*  
Materials • 6–4, *page 14*  
Insignia and accouterments • 6–5, *page 14*  
Badges worn on the aircrew uniform • 6–6, *page 14*  
General guidelines • 6–7, *page 14*  
Aircrew combat uniform coat • 6–8, *page 15*  
Aircrew combat uniform trousers • 6–9, *page 15*

##### *Section II*

*Fire Resistant Environmental Ensemble, page 16*  
Composition • 6–10, *page 16*  
Accessories • 6–11, *page 16*  
Materials • 6–12, *page 16*  
General guidelines • 6–13, *page 16*

### **Chapter 7**

#### **Garrison Culinary Uniform—Male, *page 17***

Classification • 7–1, *page 17*  
Composition • 7–2, *page 17*  
Accessories • 7–3, *page 20*  
Materials • 7–4, *page 20*  
Insignia • 7–5, *page 20*  
General guidelines • 7–6, *page 20*

### **Chapter 8**

#### **Garrison Culinary Uniform—Female, *page 21***

Classification • 8–1, *page 21*  
Composition • 8–2, *page 21*  
Accessories • 8–3, *page 22*  
Materials • 8–4, *page 23*

## **Contents—Continued**

Insignia • 8–5, *page 23*  
General guidelines • 8–6, *page 23*

### **Chapter 9**

#### **Combat Vehicle Crewman Uniform, *page 24***

Classification • 9–1, *page 24*  
Composition • 9–2, *page 24*  
Accessories • 9–3, *page 26*  
Materials • 9–4, *page 27*  
Insignia • 9–5, *page 27*  
General guidelines • 9–6, *page 27*

### **Chapter 10**

#### **Physical Fitness Uniform, *page 27***

Classification • 10–1, *page 27*  
Composition • 10–2, *page 27*  
Accessories • 10–3, *page 28*  
Materials • 10–4, *page 28*  
Insignia • 10–5, *page 28*  
General guidelines • 10–6, *page 28*

### **Chapter 11**

#### **Army Service Uniform and Dress Variation—Male, *page 31***

Classification • 11–1, *page 31*  
Composition • 11–2, *page 31*  
Accessories • 11–3, *page 41*  
Materials • 11–4, *page 42*  
Insignia, accouterments, decorations, badges, unit awards, and appurtenances • 11–5, *page 42*  
General guidelines • 11–6, *page 43*  
Coat, Army blue, male • 11–7, *page 43*  
Trousers, blue • 11–8, *page 44*  
Shirt, short- and long-sleeved, white, male • 11–9, *page 44*  
Service cap, Army blue, male (optional) • 11–10, *page 45*

### **Chapter 12**

#### **Army Service Uniform and Dress Variation—Female, *page 47***

Classification • 12–1, *page 47*  
Composition • 12–2, *page 47*  
Accessories • 12–3, *page 56*  
Materials • 12–4, *page 57*  
Insignia, accouterments, decorations, badges, unit awards, and appurtenances • 12–5, *page 58*  
General guidelines • 12–6, *page 58*  
Coat, Army blue, female • 12–7, *page 59*  
Slacks, blue • 12–8, *page 59*  
Skirt, blue (optional) • 12–9, *page 60*  
Shirt, short- and long-sleeved, white, female • 12–10, *page 60*  
Service hat, Army blue, female (optional) • 12–11, *page 60*

### **Chapter 13**

#### **Army Service Uniform—Maternity, *page 61***

Classification • 13–1, *page 61*  
Composition • 13–2, *page 61*  
Accessories • 13–3, *page 63*  
Materials • 13–4, *page 64*  
Insignia, accouterments, decorations, badges, unit awards, and appurtenances • 13–5, *page 64*  
General guidelines • 13–6, *page 65*

## **Contents—Continued**

Tunic, Army blue, maternity • 13–7, *page 65*  
Slacks, blue, maternity • 13–8, *page 66*  
Skirt, blue, maternity • 13–9, *page 66*  
Shirt, short- and long-sleeved, white, maternity • 13–10, *page 66*

### **Chapter 14**

#### **Army Green Service Uniform and Dress Variation, *page 66***

Classification • 14–1, *page 66*  
Composition • 14–2, *page 66*  
Accessories • 14–3, *page 75*  
Materials • 14–4, *page 76*  
Insignia, accouterments, decorations, badges, unit awards, and appurtenances • 14–5, *page 76*  
General guidelines • 14–6, *page 77*  
Coat, heritage green 564 • 14–7, *page 77*  
Trousers and slacks, heritage taupe 565 • 14–8, *page 77*  
Skirt, heritage taupe 565 (optional; female Soldiers only) • 14–9, *page 78*  
Shirt, heritage tan 566, short- and long-sleeved • 14–10, *page 78*  
Headgear • 14–11, *page 78*  
Service cap, heritage green (optional) • 14–12, *page 79*

### **Chapter 15**

#### **Army Green Service Uniform—Maternity, *page 80***

Classification • 15–1, *page 80*  
Composition • 15–2, *page 80*  
Accessories • 15–3, *page 82*  
Materials • 15–4, *page 83*  
Insignia, accouterments, decorations, badges, unit awards, and appurtenances • 15–5, *page 83*  
General guidelines • 15–6, *page 83*  
Tunic, heritage green 564, maternity • 15–7, *page 84*  
Skirt, heritage taupe 565, maternity (optional) • 15–8, *page 84*  
Slacks, heritage taupe 565, maternity • 15–9, *page 84*  
Shirt, short- and long-sleeved, maternity • 15–10, *page 84*  
Headgear • 15–11, *page 84*

### **Chapter 16**

#### **Blue Mess Uniforms—Male, *page 84***

Classification • 16–1, *page 84*  
Composition • 16–2, *page 84*  
Accessories • 16–3, *page 88*  
Materials • 16–4, *page 89*  
Insignia, accouterments, decorations, badges, unit awards, and appurtenances • 16–5, *page 89*  
General guidelines • 16–6, *page 89*  
Jacket, Army blue mess, male • 16–7, *page 90*  
Trousers, blue mess • 16–8, *page 94*

### **Chapter 17**

#### **Blue Mess Uniforms—Female, *page 94***

Classification • 17–1, *page 94*  
Composition • 17–2, *page 94*  
Accessories • 17–3, *page 97*  
Materials • 17–4, *page 98*  
Insignia, accouterments, decorations, badges, unit awards, and appurtenances • 17–5, *page 98*  
General guidelines • 17–6, *page 98*  
Jacket, Army blue mess, female • 17–7, *page 98*  
Skirts, blue mess and blue evening mess • 17–8, *page 99*

## Contents—Continued

### Chapter 18

#### **White Mess Uniforms—Male**, *page 99*

Classification • 18–1, *page 99*

Composition • 18–2, *page 100*

Accessories • 18–3, *page 103*

Materials • 18–4, *page 104*

Insignia, accouterments, decorations, badges, unit awards, and appurtenances • 18–5, *page 104*

General guidelines • 18–6, *page 104*

Jacket, Army white mess, male • 18–7, *page 104*

Trousers, black mess • 18–8, *page 107*

### Chapter 19

#### **White Mess Uniforms—Female**, *page 108*

Classification • 19–1, *page 108*

Composition • 19–2, *page 108*

Accessories • 19–3, *page 112*

Materials • 19–4, *page 112*

Insignia, accouterments, decorations, badges, unit awards, and appurtenances • 19–5, *page 112*

General guidelines • 19–6, *page 112*

Jacket, Army white mess, female • 19–7, *page 113*

Skirts, white mess, all-white mess, and white evening mess • 19–8, *page 116*

### Chapter 20

#### **Uniform Accessories**, *page 116*

General • 20–1, *page 116*

Bags, backpacks, handbags, and purses • 20–2, *page 116*

Belts and buckles • 20–3, *page 117*

Berets • 20–4, *page 120*

Boots • 20–5, *page 121*

Buttons • 20–6, *page 122*

Capes • 20–7, *page 124*

Chaplain's apparel • 20–8, *page 126*

Coat, all-weather • 20–9, *page 127*

Cover, cap, rain • 20–10, *page 129*

Cufflinks and studs • 20–11, *page 129*

Cummerbunds • 20–12, *page 129*

Fleece cap • 20–13, *page 129*

Garrison cap, Army green • 20–14, *page 129*

Gloves • 20–15, *page 130*

Hat, drill sergeant • 20–16, *page 131*

Jackets and windbreakers • 20–17, *page 133*

Judge's apparel • 20–18, *page 137*

Military police accessories • 20–19, *page 137*

Neck gaiter • 20–20, *page 139*

Neck tabs • 20–21, *page 139*

Neckties • 20–22, *page 140*

Overcoat, ceremonial, blue • 20–23, *page 141*

Overshoes, black • 20–24, *page 141*

Scarves • 20–25, *page 141*

Shirts, white • 20–26, *page 141*

Shoes • 20–27, *page 142*

Socks • 20–28, *page 143*

Suspenders • 20–29, *page 144*

Sweaters • 20–30, *page 144*

Umbrella • 20–31, *page 146*

Undergarments • 20–32, *page 146*

## Contents—Continued

Vest • 20–33, *page 148*

### Chapter 21

#### **Wear of Insignia and Accouterments, *page 148***

General • 21–1, *page 148*

General description • 21–2, *page 148*

Headgear insignia • 21–3, *page 149*

U.S. insignia • 21–4, *page 158*

Grade insignia for general officers • 21–5, *page 162*

Grade insignia for other officers • 21–6, *page 167*

Grade insignia for enlisted personnel • 21–7, *page 175*

Other grade insignia • 21–8, *page 186*

Branch insignia • 21–9, *page 193*

Branch insignia, other • 21–10, *page 193*

Insignia for aides • 21–11, *page 217*

Branch insignia—how worn, Army service uniform • 21–12, *page 225*

Branch insignia—how worn, Army green service uniform • 21–13, *page 228*

Insignia for U.S. Military Academy staff • 21–14, *page 229*

Insignia for officer candidates • 21–15, *page 229*

Insignia for warrant officer candidates • 21–16, *page 231*

Shoulder sleeve insignia, current organization • 21–17, *page 232*

Shoulder sleeve insignia—military operations in hostile conditions • 21–18, *page 233*

Wear of U.S. flag embroidered insignia • 21–19, *page 234*

Branch colors • 21–20, *page 235*

Branch scarves • 21–21, *page 235*

Distinctive unit insignia • 21–22, *page 236*

Regimental distinctive insignia • 21–23, *page 237*

Insignia representing regimental affiliation • 21–24, *page 239*

Insignia, distinguishing, U.S. Army tape, nametape, and nameplate • 21–25, *page 239*

Aiguillette, service • 21–26, *page 241*

Aiguillette, dress • 21–27, *page 243*

Service stripes • 21–28, *page 244*

Overseas service bars • 21–29, *page 247*

Brassards • 21–30, *page 249*

Distinctive items authorized for infantry personnel • 21–31, *page 256*

Distinctive items authorized for other than infantry personnel • 21–32, *page 257*

### Chapter 22

#### **Wear of Decorations, Service Medals, Badges, Unit Awards, and Appurtenances, *page 258***

General • 22–1, *page 258*

Authorization • 22–2, *page 258*

When wearing awards is prohibited • 22–3, *page 259*

Order of precedence by category of medal • 22–4, *page 259*

Order of precedence within categories of medals • 22–5, *page 259*

Wear of service ribbons and lapel buttons • 22–6, *page 262*

Full-sized U.S. and foreign decorations and service medals • 22–7, *page 265*

Miniature decorations and service medals • 22–8, *page 268*

Multiple neck ribbons, broad sashes, and stars • 22–9, *page 269*

U.S. and foreign unit awards • 22–10, *page 272*

Appurtenances • 22–11, *page 276*

Badges authorized for wear on Army uniforms • 22–12, *page 278*

Badges not authorized for wear on Army uniforms • 22–13, *page 278*

Categories of badges authorized for wear on Army uniforms • 22–14, *page 278*

Marksmanship badges and tab • 22–15, *page 278*

Combat and special skill badges and tabs • 22–16, *page 293*

Identification badges • 22–17, *page 317*

## Contents—Continued

Foreign badges • 22–18, *page 333*

### Chapter 23

#### **Wear of the Army Uniform by Reserve, Retired, Separated, and Civilian Personnel, *page 334***

Occasions of ceremony • 23–1, *page 334*

Army National Guard and U.S. Army Reserve • 23–2, *page 334*

Retired personnel • 23–3, *page 335*

Former members of the Army • 23–4, *page 335*

Medal of Honor recipients • 23–5, *page 335*

Medals on civilian clothes • 23–6, *page 335*

Prohibition on uniform wear • 23–7, *page 335*

Uniform similar to the Army uniform • 23–8, *page 336*

Distinctive unit insignia on civilian clothing • 23–9, *page 336*

United States civilians • 23–10, *page 336*

### Appendixes

A. References, *page 338*

B. Prescribed Dress and Service Equivalent Uniforms, *page 341*

C. Officer Uniform Requirements, *page 343*

D. Clothing Bag List and Mandatory Possession and Wear-Out Dates, *page 344*

### Table List

Table 22–1: Authority for wear—U.S. unit award emblems, *page 272*

Table 22–2: Authorized clasps for Army Good Conduct Medal awards, *page 278*

Table B–1: Prescribed dress, *page 341*

Table B–2: Guideline for appropriate attire, *page 341*

Table C–1: List of major components, *page 343*

Table D–1: Possession dates of clothing bag items, *page 344*

Table D–2: Wear-out dates of clothing bag items, *page 344*

### Figure List

Figure 4–1: Army combat uniform and improved hot weather combat uniform, *page 3*

Figure 4–2: Extended Cold Weather Clothing System coat, *page 4*

Figure 5–1: Maternity work uniform, *page 9*

Figure 6–1: Army aircrew combat uniform with helmet, *page 12*

Figure 6–2: Army aircrew combat uniform with patrol cap, *page 13*

Figure 7–1: Garrison culinary uniform, male, *page 18*

Figure 7–2: Garrison culinary uniform, male—continued, *page 19*

Figure 8–1: Garrison culinary uniform, female, *page 22*

Figure 9–1: Combat vehicle crewman uniform, *page 25*

Figure 9–2: Combat vehicle crewman jacket, cold weather, *page 26*

Figure 10–1: Army physical fitness uniform variations, *page 29*

Figure 10–2: Army physical fitness uniform variations—continued, *page 30*

Figure 11–1: Army service uniform, general officer, male, *page 32*

Figure 11–2: Army service uniform, officer, male, *page 33*

Figure 11–3: Army service uniform, warrant officer, male, *page 34*

Figure 11–4: Army service uniform, noncommissioned officer, male, *page 35*

Figure 11–5: Army service uniform, enlisted, male, *page 36*

Figure 11–6: Class B Army service uniform, male, long-sleeved shirt and tie, *page 37*

Figure 11–7: Class B Army service uniform, male, short-sleeved shirt and tie, *page 38*

Figure 11–8: Class B Army service uniform, male, short-sleeved shirt without tie, *page 39*

Figure 11–9: Army service uniform dress variation, officer, male, *page 40*

Figure 11–10: Army service uniform dress variation, enlisted, male, *page 41*

## Contents—Continued

- Figure 11–11: Service cap, Army blue, general officers (optional), *page 46*  
Figure 11–12: Service cap, Army blue, field grade officers (optional), *page 46*  
Figure 11–13: Service cap, Army blue, company grade officers (optional), *page 47*  
Figure 11–14: Service cap, Army blue, enlisted (optional), *page 47*  
Figure 12–1: Army service uniform, general officer, female, *page 49*  
Figure 12–2: Army service uniform, officer, female, *page 50*  
Figure 12–3: Army service uniform, warrant officer, female, *page 51*  
Figure 12–4: Army service uniform, noncommissioned officer, female, *page 52*  
Figure 12–5: Army service uniform, enlisted, female, *page 53*  
Figure 12–6: Class B variations of the Army service uniform, female, *page 54*  
Figure 12–7: Class B variations of the Army service uniform, female—continued, *page 55*  
Figure 12–8: Army service uniform dress variation, female, *page 56*  
Figure 13–1: Class A Army service uniform-maternity, *page 62*  
Figure 13–2: Class B Army service uniform-maternity, *page 63*  
Figure 14–1: Army green service uniform, officer, male, *page 68*  
Figure 14–2: Army green service uniform, officer, female, *page 69*  
Figure 14–3: Army green service uniform, enlisted, male, *page 70*  
Figure 14–4: Army green service uniform, enlisted, female, *page 71*  
Figure 14–5: Class B variations of the Army green service uniform, male, *page 72*  
Figure 14–6: Class B variations of the Army green service uniform, female, *page 73*  
Figure 14–7: Class B variations of the Army green service uniform, female—continued, *page 74*  
Figure 14–8: Army green service uniform dress variation, *page 75*  
Figure 14–9: Service cap, officers (optional), *page 79*  
Figure 14–10: Service cap, enlisted (optional), *page 80*  
Figure 15–1: Class A Army green service uniform-maternity, *page 81*  
Figure 15–2: Class B Army green service uniform-maternity, *page 82*  
Figure 16–1: Army blue mess uniform, general officer, male, *page 86*  
Figure 16–2: Army blue mess uniform, enlisted, male, *page 87*  
Figure 16–3: Army blue evening mess uniform, other officers, male, *page 88*  
Figure 16–4: Shoulder knot, *page 90*  
Figure 16–5: Sleeve ornamentation, blue mess, general, *page 91*  
Figure 16–6: Sleeve ornamentation, blue mess, lieutenant general, *page 91*  
Figure 16–7: Sleeve ornamentation, blue mess, major general, *page 92*  
Figure 16–8: Sleeve ornamentation, blue mess, brigadier general, *page 92*  
Figure 16–9: Sleeve ornamentation, blue mess, field and company grade officers, *page 93*  
Figure 16–10: Sleeve ornamentation, blue and white mess, warrant officer, *page 93*  
Figure 16–11: Sleeve ornamentation, blue and white mess, enlisted, *page 94*  
Figure 17–1: Army blue mess uniform, general officer, female, *page 95*  
Figure 17–2: Army blue mess uniform, enlisted, female, *page 96*  
Figure 17–3: Army blue evening mess uniform, other officers, female, *page 97*  
Figure 18–1: Army white mess uniform, general officer, male, *page 101*  
Figure 18–2: Army white mess uniform, enlisted, male, *page 102*  
Figure 18–3: Army white evening mess uniform, other officers, male, *page 103*  
Figure 18–4: Sleeve ornamentation, white mess, general, *page 105*  
Figure 18–5: Sleeve ornamentation, white mess, lieutenant general, *page 106*  
Figure 18–6: Sleeve ornamentation, white mess, major general, *page 106*  
Figure 18–7: Sleeve ornamentation, white mess, brigadier general, *page 107*  
Figure 18–8: Sleeve ornamentation, white mess, officer, *page 107*  
Figure 19–1: Army white mess uniform, other officers (new version jacket), female, *page 109*  
Figure 19–2: Army all-white mess uniform, enlisted (new version jacket), female, *page 110*  
Figure 19–3: Army white evening mess uniform, general officer (old version jacket), female, *page 111*  
Figure 19–4: Sleeve ornamentation, white mess, general, *page 114*  
Figure 19–5: Sleeve ornamentation, white mess, lieutenant general, *page 114*  
Figure 19–6: Sleeve ornamentation, white mess, major general, *page 115*  
Figure 19–7: Sleeve ornamentation, white mess, brigadier general, *page 115*  
Figure 19–8: Sleeve ornamentation, white mess, officer, *page 116*



## Contents—Continued

- Figure 20–1: Web waist belt and open face buckle, *page 119*  
Figure 20–2: Brass buckle, *page 120*  
Figure 20–3: Wear of the beret, male and female, *page 121*  
Figure 20–4: Regular Army button, *page 123*  
Figure 20–5: Essayons button, *page 124*  
Figure 20–6: Blue cape, female officer, *page 125*  
Figure 20–7: Blue cape, male officer, *page 126*  
Figure 20–8: Coat, all-weather with officer insignia, *page 128*  
Figure 20–9: Garrison cap, *page 130*  
Figure 20–10: Hat, drill sergeant, female, *page 132*  
Figure 20–11: Hat, drill sergeant, male, *page 133*  
Figure 20–12: Eisenhower (Ike) jacket, *page 134*  
Figure 20–13: Leather service jacket (bomber), *page 135*  
Figure 20–14: Windbreakers, black, *page 136*  
Figure 20–15: Windbreaker, heritage green, *page 137*  
Figure 20–16: Military police accessories, male, *page 138*  
Figure 20–17: Military police accessories, female, *page 139*  
Figure 20–18: Black unisex cardigan, *page 144*  
Figure 20–19: Pullover, *page 145*  
Figure 20–20: Breastfeeding or pumping undershirt, *page 148*  
Figure 21–1: Service cap insignia, officer, *page 149*  
Figure 21–2: Service cap insignia, Sergeant Major of the Army, *page 150*  
Figure 21–3: Service cap insignia, enlisted, *page 150*  
Figure 21–4: Beret with flash, *page 151*  
Figure 21–5: Beret with flash, officer, *page 151*  
Figure 21–6: Beret with flash, enlisted, *page 152*  
Figure 21–7: Garrison cap with officer insignia, *page 153*  
Figure 21–8: Garrison cap with enlisted distinctive unit insignia, *page 154*  
Figure 21–9: Helmet cover with rank insignia, *page 155*  
Figure 21–10: Helmet insignia, military police, *page 155*  
Figure 21–11: Helmet insignia, military police division unit, *page 156*  
Figure 21–12: Helmet insignia, Military Police Corps unit, *page 156*  
Figure 21–13: Helmet insignia, military police Army unit, *page 157*  
Figure 21–14: Patrol cap insignia, enlisted, *page 157*  
Figure 21–15: Patrol cap insignia, officer, *page 158*  
Figure 21–16: U.S. insignia, officer, *page 158*  
Figure 21–17: Wearing U.S. insignia, officer, male, *page 159*  
Figure 21–18: Wearing U.S. insignia, officer, female, *page 159*  
Figure 21–19: Wearing U.S. insignia, officer, Army green service uniform, *page 160*  
Figure 21–20: U.S. insignia, enlisted, *page 160*  
Figure 21–21: Wearing U.S. insignia, enlisted, male, *page 161*  
Figure 21–22: Wearing U.S. insignia, enlisted, female, *page 161*  
Figure 21–23: Wearing U.S. insignia, enlisted, Army green service uniform, *page 162*  
Figure 21–24: Insignia of grade, general, *page 163*  
Figure 21–25: Insignia of grade, lieutenant general, *page 164*  
Figure 21–26: Insignia of grade, major general, *page 165*  
Figure 21–27: Insignia of grade, brigadier general, *page 166*  
Figure 21–28: Insignia of grade on shoulder loop, general officers, *page 166*  
Figure 21–29: Insignia of grade on beret, general officers, *page 167*  
Figure 21–30: Insignia of grade, colonel, *page 168*  
Figure 21–31: Insignia of grade, lieutenant colonel (silver), *page 168*  
Figure 21–32: Insignia of grade, major (gold), *page 169*  
Figure 21–33: Insignia of grade, captain, *page 169*  
Figure 21–34: Insignia of grade, first lieutenant (silver), *page 170*  
Figure 21–35: Insignia of grade, second lieutenant (gold), *page 171*  
Figure 21–36: Insignia of grade, chief warrant officer 5, *page 171*

## Contents—Continued

- Figure 21–37: Insignia of grade, chief warrant officer 4, *page 172*  
Figure 21–38: Insignia of grade, chief warrant officer 3, *page 173*  
Figure 21–39: Insignia of grade, chief warrant officer 2, *page 173*  
Figure 21–40: Insignia of grade, warrant officer one, *page 174*  
Figure 21–41: Insignia of grade on shoulder loop, other officers, *page 174*  
Figure 21–42: Insignia of grade, Senior Enlisted Advisor to the Chairman of the Joint Chiefs of Staff, *page 175*  
Figure 21–43: Insignia of grade, Sergeant Major of the Army, *page 176*  
Figure 21–44: Insignia of grade, command sergeant major, *page 176*  
Figure 21–45: Insignia of grade, sergeant major, *page 177*  
Figure 21–46: Insignia of grade, first sergeant, *page 177*  
Figure 21–47: Insignia of grade, master sergeant, *page 178*  
Figure 21–48: Insignia of grade, sergeant first class, *page 178*  
Figure 21–49: Insignia of grade, staff sergeant, *page 179*  
Figure 21–50: Insignia of grade, sergeant, *page 179*  
Figure 21–51: Insignia of grade, corporal, *page 180*  
Figure 21–52: Insignia of grade, specialist, *page 180*  
Figure 21–53: Insignia of grade, private first class, *page 181*  
Figure 21–54: Insignia of grade, private second class, *page 181*  
Figure 21–55: Pin-on insignia of grade, enlisted, *page 183*  
Figure 21–56: Wearing sew-on insignia of grade, Army service uniform, enlisted, *page 184*  
Figure 21–57: Wearing sew-on insignia of grade and shoulder sleeve insignia, Army green service uniform, enlisted, *page 185*  
Figure 21–58: Wearing pin-on insignia of grade on collars, nonsubdued, *page 185*  
Figure 21–59: Shoulder marks, officer, *page 187*  
Figure 21–60: Shoulder marks, enlisted, *page 189*  
Figure 21–61: Shoulder straps, *page 191*  
Figure 21–62: Shoulder boards, *page 192*  
Figure 21–63: Regimental numbers attached to insignia, *page 194*  
Figure 21–64: Collar insignia, Acquisition Corps, enlisted only, *page 195*  
Figure 21–65: Insignia of branch, Adjutant General’s Corps, *page 195*  
Figure 21–66: Insignia of branch, Air Defense Artillery, *page 196*  
Figure 21–67: Insignia of branch, Armor, *page 196*  
Figure 21–68: Insignia of branch, Army Medical Specialist Corps, officer, *page 197*  
Figure 21–69: Insignia of branch, Army Nurse Corps, officer, *page 197*  
Figure 21–70: Insignia of branch, Aviation, *page 198*  
Figure 21–71: Collar insignia, Army Band, enlisted, *page 198*  
Figure 21–72: Insignia of branch, Cavalry, *page 199*  
Figure 21–73: Insignia of branch, Chaplain Corps, officer, *page 200*  
Figure 21–74: Collar insignia, chaplain assistant, enlisted, *page 200*  
Figure 21–75: Insignia of branch, chaplain candidate, officer only, *page 201*  
Figure 21–76: Insignia of branch, Chemical Corps, *page 202*  
Figure 21–77: Insignia of branch, Civil Affairs, *page 202*  
Figure 21–78: Insignia of branch, Corps of Engineers, *page 203*  
Figure 21–79: Insignia of branch, Cyber, *page 203*  
Figure 21–80: Insignia of branch, Dental Corps, officer, *page 204*  
Figure 21–81: Insignia of branch, Electronic Warfare, *page 204*  
Figure 21–82: Insignia of branch, Field Artillery, *page 205*  
Figure 21–83: Insignia of branch, Finance Corps, *page 205*  
Figure 21–84: Insignia of branch, general staff, commissioned and warrant officers only, *page 206*  
Figure 21–85: Insignia of branch, Infantry, *page 206*  
Figure 21–86: Insignia of branch, Inspector General Corps, *page 207*  
Figure 21–87: Insignia of branch, Judge Advocate General’s Corps, *page 207*  
Figure 21–88: Insignia of branch, Logistics, *page 208*  
Figure 21–89: Insignia of branch, Medical Corps, *page 208*  
Figure 21–90: Insignia of branch, Medical Service Corps, officer, *page 209*  
Figure 21–91: Insignia of branch, Military Intelligence, *page 209*

## Contents—Continued

- Figure 21–92: Insignia of branch, Military Police Corps, *page 210*  
Figure 21–93: Insignia of branch, National Guard Bureau, officer, *page 210*  
Figure 21–94: Collar insignia, nominative senior enlisted leader collar insignia, *page 211*  
Figure 21–95: Insignia of branch, Ordnance Corps, *page 211*  
Figure 21–96: Insignia of branch, Psychological Operations, *page 212*  
Figure 21–97: Collar insignia, Public Affairs, enlisted, *page 212*  
Figure 21–98: Insignia of branch, Quartermaster Corps, *page 213*  
Figure 21–99: Insignia of branch, Signal Corps, *page 213*  
Figure 21–100: Insignia of branch, staff specialist, Army National Guard, officer, *page 214*  
Figure 21–101: Insignia of branch, Special Forces, *page 214*  
Figure 21–102: Collar insignia, Sergeant Major of the Army, *page 215*  
Figure 21–103: Collar Insignia, Senior Enlisted Advisor to the Chairman of the Joint Chiefs of Staff, *page 215*  
Figure 21–104: Insignia of branch, Transportation Corps, *page 216*  
Figure 21–105: Insignia of branch, Veterinary Corps, officer, *page 216*  
Figure 21–106: Insignia for aides to the President of the United States, *page 217*  
Figure 21–107: Insignia for aides to the Vice President of the United States, *page 218*  
Figure 21–108: Insignia for aides to the Secretary of Defense, *page 218*  
Figure 21–109: Insignia for aides to the Secretary of the Army, *page 219*  
Figure 21–110: Insignia for aides to the Under Secretary of the Army, *page 219*  
Figure 21–111: Insignia for aides to the Chairman of the Joint Chiefs of Staff, *page 220*  
Figure 21–112: Insignia for aides to the Vice Chairman of the Joint Chiefs of Staff, *page 220*  
Figure 21–113: Insignia for aides to the Chief of Staff of the Army, *page 221*  
Figure 21–114: Insignia for aides to the Vice Chief of Staff of the Army, *page 221*  
Figure 21–115: Insignia for aides to a general of the Army, *page 222*  
Figure 21–116: Insignia for aides to the Chief of the National Guard Bureau, *page 222*  
Figure 21–117: Insignia for aides to the Vice Chief of the National Guard Bureau, *page 223*  
Figure 21–118: Insignia for aides to a general, *page 223*  
Figure 21–119: Insignia for aides to a lieutenant general, *page 224*  
Figure 21–120: Insignia for aides to a major general, *page 224*  
Figure 21–121: Insignia for aides to a brigadier general, *page 225*  
Figure 21–122: Wearing insignia of branch on the Army service uniform, male officer, *page 226*  
Figure 21–123: Wearing chaplain insignia on the service uniform shirt, *page 226*  
Figure 21–124: Wearing insignia of branch on the Army service uniform, male enlisted personnel, *page 227*  
Figure 21–125: Wearing insignia of branch on the Army service uniform, female officer, *page 227*  
Figure 21–126: Wearing insignia of branch on the Army service uniform, female enlisted personnel, *page 228*  
Figure 21–127: Wearing insignia of branch on the Army green service uniform, officer, *page 228*  
Figure 21–128: Wearing insignia of branch on the Army green service uniform, enlisted personnel, *page 229*  
Figure 21–129: U.S. Military Academy staff personnel insignia, *page 229*  
Figure 21–130: Officer candidate insignia, *page 230*  
Figure 21–131: Wearing officer candidate insignia on coat lapels, *page 230*  
Figure 21–132: Wearing officer candidate insignia on shirt collars, *page 231*  
Figure 21–133: Wearing officer candidate ascot, *page 231*  
Figure 21–134: Warrant officer candidate insignia, *page 232*  
Figure 21–135: Wearing shoulder sleeve insignia, current organization, *page 233*  
Figure 21–136: Wearing a shoulder sleeve insignia—military operations in hostile conditions with full-color U.S. flag or tactical flag embroidered insignia, right sleeve, *page 233*  
Figure 21–137: Wearing shoulder sleeve insignia on the Army green service uniform, *page 234*  
Figure 21–138: Wearing distinctive unit insignia on shoulder loops, *page 236*  
Figure 21–139: Wearing distinctive unit insignia or regimental distinctive insignia on black pullover, *page 237*  
Figure 21–140: Wearing distinctive unit insignia or regimental distinctive insignia on heritage green 564 pullover, *page 237*  
Figure 21–141: Wearing regimental distinctive insignia on Army green service uniforms and Army service uniforms, *page 238*  
Figure 21–142: Wearing regimental distinctive insignia on Army blue and white mess uniforms, male, *page 238*  
Figure 21–143: Wearing nametape and U.S. Army distinguishing nametape, *page 240*  
Figure 21–144: Wearing the nameplate on Army service uniform and dress variation, female, *page 241*

## Contents—Continued

- Figure 21–145: Wearing service aiguillettes, *page 242*  
Figure 21–146: Wearing dress aiguillettes, *page 244*  
Figure 21–147: Wearing service stripes on the Army service uniform coat, enlisted personnel, *page 245*  
Figure 21–148: Wearing service stripes on the Army green service uniform, enlisted personnel, *page 246*  
Figure 21–149: Wearing service stripes on Army mess, enlisted personnel, *page 247*  
Figure 21–150: Wearing overseas service bars on the Army service uniform, *page 248*  
Figure 21–151: Wearing overseas service bars on the Army green service uniform, *page 249*  
Figure 21–152: Wearing brassards, *page 250*  
Figure 21–153: Brassard, Directorate of Evaluation and Standardization, *page 250*  
Figure 21–154: Brassard, sergeant, *page 251*  
Figure 21–155: Brassard, corporal, *page 251*  
Figure 21–156: Brassard, explosive ordnance disposal, *page 252*  
Figure 21–157: Brassard, chemical, biological, radiological, and nuclear, *page 252*  
Figure 21–158: Brassard, Medical Services Geneva Convention, *page 253*  
Figure 21–159: Brassard, military police, *page 253*  
Figure 21–160: Brassard, officer of the day, *page 254*  
Figure 21–161: Brassard, courtesy patrol, *page 254*  
Figure 21–162: Brassard, Veterinary Corps, *page 255*  
Figure 21–163: Brassard, Criminal Investigation Division, *page 255*  
Figure 21–164: Brassard, staff duty, *page 256*  
Figure 21–165: Brassard, Kosovo Force, *page 256*  
Figure 21–166: Distinctive items authorized for infantry personnel, *page 257*  
Figure 21–167: Airborne background trimming, *page 258*  
Figure 22–1: Wearing ribbons centered and aligned to the left, *page 263*  
Figure 22–2: Wearing ribbons on the Army service uniform, male, *page 264*  
Figure 22–3: Wearing ribbons on the Army service uniform, female, *page 264*  
Figure 22–4: Wearing ribbons on the Army green service uniform, *page 265*  
Figure 22–5: Wearing full-sized medals on the Army service uniform, male, *page 266*  
Figure 22–6: Wearing full-sized medals on the Army service uniform, female, *page 267*  
Figure 22–7: Wearing full-sized medals on the Army green service uniform, *page 267*  
Figure 22–8: Wearing the Medal of Honor, *page 268*  
Figure 22–9: Wearing miniature medals on mess uniforms, male, *page 269*  
Figure 22–10: Wearing miniature medals on mess uniforms, female, *page 269*  
Figure 22–11: Wearing multiple neck ribbons, male, *page 270*  
Figure 22–12: Wearing multiple neck ribbons, female, *page 270*  
Figure 22–13: Wearing sash and stars, male, *page 271*  
Figure 22–14: Wearing sash and stars, female, *page 272*  
Figure 22–15: Wearing unit awards, male, *page 275*  
Figure 22–16: Wearing unit awards, female, *page 275*  
Figure 22–17: Wearing unit awards, Army green service uniform, *page 276*  
Figure 22–18: U.S. distinguished international shooter badge, *page 279*  
Figure 22–19: Distinguished rifleman badge, *page 280*  
Figure 22–20: Distinguished pistol shot badge, *page 280*  
Figure 22–21: U.S. Army excellence in competition rifleman badge, *page 281*  
Figure 22–22: U.S. Army excellence in competition pistol shot badge, *page 281*  
Figure 22–23: Marksmanship qualification badges, *page 282*  
Figure 22–24: Wearing one badge on the Army service uniform, male, *page 283*  
Figure 22–25: Wearing one badge on the Army service uniform, female, *page 284*  
Figure 22–26: Wearing one badge on the Army green service uniform, *page 284*  
Figure 22–27: Wearing two badges on the Army service uniform, male, variations, *page 286*  
Figure 22–28: Wearing two badges on the Army service uniform, female, *page 287*  
Figure 22–29: Wearing two badges on the Army green service uniform, variations, *page 288*  
Figure 22–30: Wearing three badges on the Army service uniform, male, variations, *page 290*  
Figure 22–31: Wearing three badges on the Army service uniform, female, variations, *page 291*  
Figure 22–32: Wearing three badges on the Army green service uniform, variations, *page 292*  
Figure 22–33: President’s Hundred tab, *page 293*

## Contents—Continued

- Figure 22–34: Combat infantryman badges, *page 294*  
Figure 22–35: Combat medical badges, *page 295*  
Figure 22–36: Combat action badge, *page 295*  
Figure 22–37: Expert infantryman badge, *page 296*  
Figure 22–38: Expert field medical badge, *page 296*  
Figure 22–39: Expert Soldier badge, *page 296*  
Figure 22–40: Army astronaut device, *page 297*  
Figure 22–41: Army aviator badges, *page 297*  
Figure 22–42: Flight surgeon badges, *page 298*  
Figure 22–43: Aviation badges, *page 298*  
Figure 22–44: Explosive ordnance disposal badges, *page 299*  
Figure 22–45: Parachute rigger badge, *page 299*  
Figure 22–46: Glider badge, *page 300*  
Figure 22–47: Parachutist badges, *page 300*  
Figure 22–48: Parachutist badges with combat jump device, *page 301*  
Figure 22–49: Pathfinder badge, *page 301*  
Figure 22–50: Military freefall parachutist badges, *page 302*  
Figure 22–51: Air assault badge, *page 302*  
Figure 22–52: Diver badges, *page 303*  
Figure 22–53: Space badges, *page 304*  
Figure 22–54: Ranger tab, *page 304*  
Figure 22–55: Special Forces tab, *page 305*  
Figure 22–56: Sapper tab, *page 305*  
Figure 22–57: Driver and mechanic badges and clasps, *page 306*  
Figure 22–58: Physical fitness badge, *page 307*  
Figure 22–59: Wearing five badges on the Army service uniform, male, variations, *page 309*  
Figure 22–60: Wearing five badges on the Army service uniform, female, variations, *page 310*  
Figure 22–61: Wearing special skill badges above ribbons on the male Army service uniform and Army green service uniform, *page 311*  
Figure 22–62: Wearing special skill badges above ribbons, female, *page 311*  
Figure 22–63: Wearing special skill tab metal replicas with other badges, *page 312*  
Figure 22–64: Wearing metal tab replicas on Army mess uniforms, *page 313*  
Figure 22–65: Wearing three subdued combat and special skill badges, *page 314*  
Figure 22–66: Wearing four subdued combat and special skill badges, *page 314*  
Figure 22–67: Wearing five subdued combat and special skill badges, *page 315*  
Figure 22–68: Wearing multiple special skill tabs on combat uniforms, *page 316*  
Figure 22–69: Wearing special skill tabs on the Army green service uniform, *page 316*  
Figure 22–70: Presidential service identification badge, *page 317*  
Figure 22–71: Vice Presidential service identification badge, *page 318*  
Figure 22–72: Secretary of Defense identification badge, *page 318*  
Figure 22–73: Joint Chiefs of Staff identification badge, *page 319*  
Figure 22–74: Combat service identification badge, *page 319*  
Figure 22–75: Army staff identification badge, *page 320*  
Figure 22–76: Guard, Tomb of the Unknown Soldier identification badge, *page 320*  
Figure 22–77: Military horseman identification badge, *page 321*  
Figure 22–78: Drill sergeant identification badge, *page 321*  
Figure 22–79: U.S. Army recruiter identification badge (Regular Army and U.S. Army Reserve), *page 322*  
Figure 22–80: Master gunner identification badge, *page 322*  
Figure 22–81: Army career counselor identification badge, *page 323*  
Figure 22–82: Recruiting and retention identification badges (Army National Guard), *page 324*  
Figure 22–83: Instructor identification badges, *page 325*  
Figure 22–84: Retired service identification badges (old and new versions), *page 326*  
Figure 22–85: Military police identification badge, *page 327*  
Figure 22–86: Wearing identification badges on the Army service uniform coat, male, *page 328*  
Figure 22–87: Wearing identification badges on the Army green service uniform coat, male, *page 328*  
Figure 22–88: Wearing identification badges on the mess uniform, male, *page 329*

## **Contents—Continued**

- Figure 22–89: Wearing identification badges on the Army service uniform coat, female, *page 329*  
Figure 22–90: Wearing identification badges on the service uniform shirt, female, *page 330*  
Figure 22–91: Wearing identification badges on the Army green service uniform coat, female, *page 330*  
Figure 22–92: Wearing identification badges on the mess uniform, female, *page 331*  
Figure 22–93: Wearing foreign badge, male, *page 333*  
Figure 22–94: Wearing foreign badge, female, *page 334*  
Figure 22–95: Wearing foreign badge, Army green service uniform, *page 334*  
Figure 23–1: Shoulder sleeve insignia, retirees, *page 335*  
Figure 23–2: Insignia for civilians, *page 336*  
Figure 23–3: Expeditionary Civilian Workforce shoulder sleeve insignia, *page 337*

## **Glossary**

## **Chapter 1**

### **Introduction**

#### **1–1. Purpose**

This pamphlet contains procedural guidance for the wear of uniforms, awards, insignia, and accouterments. Unless specified in this pamphlet, the commander issuing the clothing and individual equipment will establish procedural wear guidance for organizational clothing and individual equipment (OCIE).

#### **1–2. References and forms**

See appendix A.

#### **1–3. Explanation of abbreviations and terms**

See the glossary.

#### **1–4. Responsibilities**

See AR 670–1 for responsibilities.

#### **1–5. Statutory authority**

See AR 670–1 for the statutory authority governing appearance standards.

#### **1–6. Recommending changes to Army uniforms**

*a. Recommendations for uniform item change.* Soldiers may recommend uniform item changes through their chain of command. If an Army command (ACOM), Army service component command (ASCC), or a direct reporting unit (DRU) recommends approval of a uniform suggestion, the recommendation will be forwarded to U.S. Army Training and Doctrine Command (TRADOC). Each suggestion forwarded will reflect the command position; contain all appropriate supporting documentation; and be signed by the commander, deputy commander, chief of staff, or comparable level official. Suggestions not recommended for adoption are not forwarded. Suggestions forwarded without an ACOM, ASCC, or DRU command position will be returned to the ACOM, ASCC, or DRU command for action. If TRADOC recommends approval, it will be forwarded to Program Executive Office Soldier, 5901 Putnam Road, Building 328, Fort Belvoir, VA 22060–5852 for consideration.

*b. Recommendations for uniform policy change.* Soldiers may submit recommendations to the wear policy of uniform items using DA Form 2028. Significant policy changes must be endorsed through the Soldier's chain of command (ACOM, ASCC, or DRU level) to the Army G–1. Send requests to [usarmy.pentagon.hqda-dcs-g-1.mbx.uniform-policy@mail.mil](mailto:usarmy.pentagon.hqda-dcs-g-1.mbx.uniform-policy@mail.mil).

*c. Recommendations regarding military awards.* Suggestions regarding the policy, criteria, and administrative instructions concerning individual military decorations, the Good Conduct Medal, service medals and service ribbons, combat and special skill badges and tabs, and unit decorations will be processed in accordance with AR 600–8–22.

#### **1–7. Classification of service and combat, utility, and field uniforms**

*a.* The male service uniform (Class A version) consists of coat, trousers, a short- or long-sleeved shirt with tie, and other authorized accessories. The Class B versions include variations without the coat.

*b.* The female service uniform (Class A version) consists of coat and slacks or skirt (optional), a short- or long-sleeved shirt with necktie (Army green service uniform (AGSU) variations only) or neck tab (Army service uniform (ASU) variations and mess uniforms only), and other authorized accessories. The Class B versions include variations without the coat.

*c.* Class C uniforms are the combat, utility, field, garrison culinary, physical fitness, and other organizational uniforms.

## **Chapter 2**

### **Responsibilities**

#### **2–1. Army uniform responsibilities**

Refer to AR 670–1 for responsibilities regarding Army uniform policies and the procedures set forth in this pamphlet.

## **2–2. Army insignia responsibilities**

Refer to AR 670–1 for responsibilities regarding Army insignia policies and the procedures set forth in this pamphlet.

## **Chapter 3 Appearance and Grooming**

### **3–1. Punitive and nonpunitive provisions**

All Soldiers should be aware that portions of AR 670–1 contain policy provisions that are punitive. Violations of the specific prohibitions may result in adverse administrative action or charges under the provisions of the Uniform Code of Military Justice.

### **3–2. Nonpunitive provisions**

This pamphlet provides procedural guidance with respect to the policy contained in AR 670–1. There are no punitive provisions in this pamphlet.

### **3–3. Tattoo, branding, and body mutilation**

*a. Tattoos and branding.* Commanders will perform an annual check for new tattoos or brands in prohibited locations (see AR 670–1 for prohibited locations). If any new tattoos are found not in compliance with current standards, the Soldier must be processed in accordance with AR 670–1.

*b. Body mutilation.*

(1) Soldiers who entered the Army prior to 31 March 2014 with body mutilation (as defined in AR 670–1) may request an exception to policy from Deputy Chief of Staff (DCS), G–1.

(2) Commanders recommending Soldiers for exceptions to policy must verify that the Soldier entered the Army with body mutilation. Accessions Policy Branch, DCS, G–1 may assist in verification. Recommendations for exceptions to policy must include a full written description and clearly visible photo depicting the body mutilation.

(3) Exceptions to policy must be endorsed by the first lieutenant colonel in the chain of command and sent to [usarmy.pentagon.hqda-dcs-g-1.mbx.uniform-policy@mail.mil](mailto:usarmy.pentagon.hqda-dcs-g-1.mbx.uniform-policy@mail.mil) for approval. Approved exceptions to policy will be filed in the Soldier's Army Military Human Resource Record.

## **Chapter 4 Combat Uniform Ensemble**

### **4–1. Classification**

*a.* The Army combat uniform (ACU) and the improved hot weather combat uniform (IHWCU) in the operational camouflage pattern (OCP) is a daily work, utility, and field uniform (see fig 4–1).

*b.* Soldiers are authorized to wear OCIE (that is, field gear) in all three camouflage patterns: the universal camouflage pattern (UCP), Operation Enduring Freedom Camouflage Pattern (OEF–CP), and OCP. As UCP OCIE items become unserviceable and the onhand inventory is depleted, OCP OCIE items will be procured as replacements.

(1) Personal clothing items, such as the tan 499 (coyote) undershirt, tan 499 (coyote) rigger belt, and coyote combat boots, are authorized for wear with the following UCP OCIE items:

*(a)* Army Aviation combat uniform, coat, and trousers.

*(b)* Combat vehicle crewman (CVC) uniform.

*(c)* Fuel handler's coveralls.

*(d)* Mechanic coveralls.

(2) Insignia and accouterments worn on the OEF–CP and OCP OCIE items will be the corresponding pattern color.

### **4–2. Composition**

The combat uniforms listed in paragraph 4–1 each consist of the following:

*a.* Coat (see para 4–8).

*b.* Trousers (see para 4–9).

*c.* Undershirt, tan 499 (see para 20–32*e*).

*d.* Undergarments (see para 20–32).

*e.* Belt, rigger, tan 499 (see para 20–3*a*).

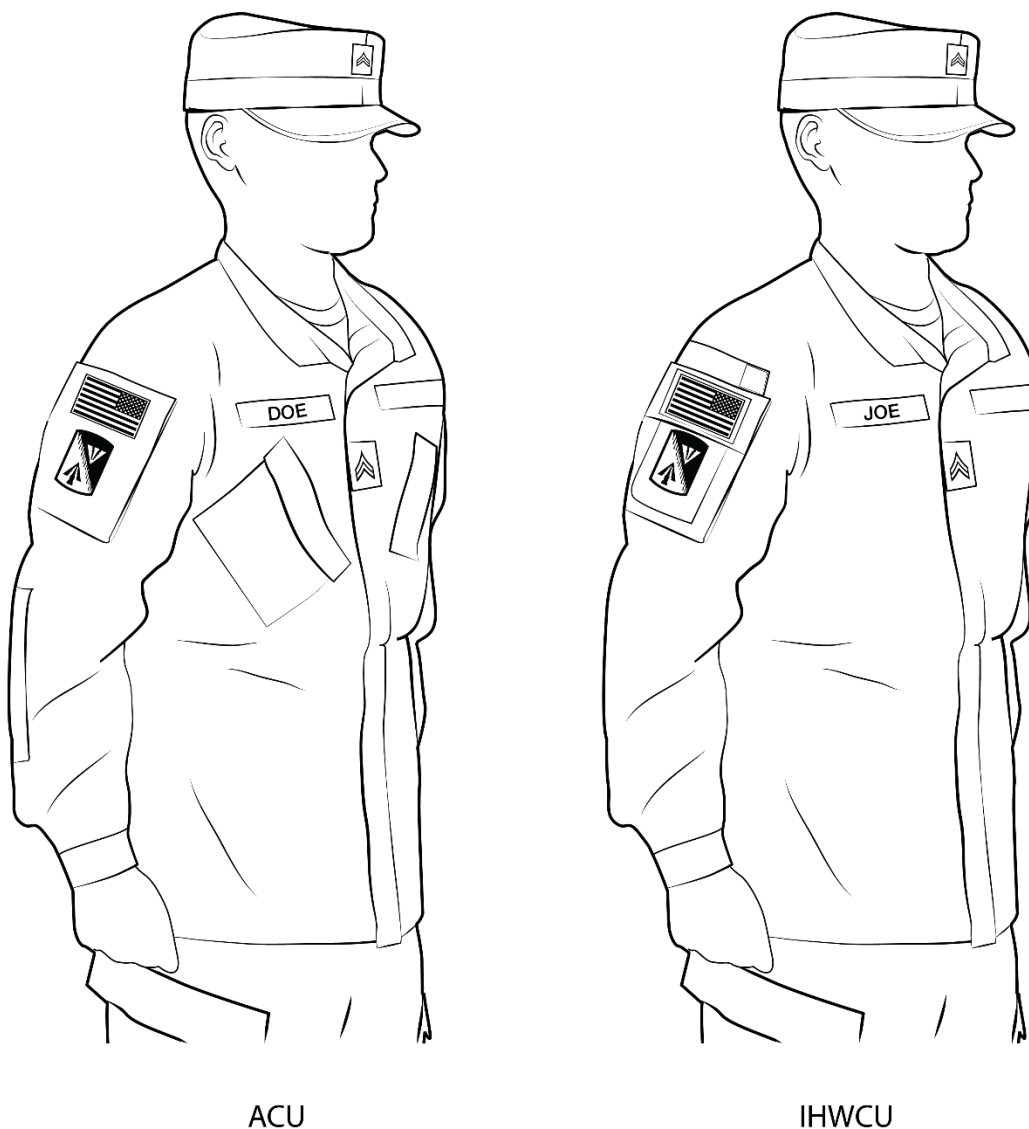
*f.* Socks, tan, green, or black; cushion sole (see para 20–28*a*).

*g.* Boots, combat, coyote, leather (see para 20–5*a*).



*h.* Headgear (see para 4–10).

---



**Figure 4–1. Army combat uniform and improved hot weather combat uniform**


---

### **4–3. Accessories**

The following accessories are normally worn with the combat uniform:

- a.* Army combat shirt (see para 4–7*p*).
- b.* Bags, backpacks, and handbags (see para 20–2) in accordance with AR 670–1.
- c.* Beret (see para 20–4).
- d.* Chaplain's apparel (chaplains only) (see para 20–8).
- e.* Coat, Extended Cold Weather Clothing System (ECWCS) Generation III (see fig 4–2).
- f.* Fleece cap, black or coyote brown (see para 20–13).
- g.* Gloves, utility (see para 20–15*a*).
- h.* Hat, drill sergeant (see para 20–16).
- i.* Military police (MP) accessories (see para 20–19).

- j.* Neck gaiter, optional purchase or OCIE (see para 20–20).
  - k.* OCIE, as determined by the commander in accordance with common table of allowances (CTA) 50–900 or CTA 8–100 (medical personnel).
  - l.* Personal hydration systems (see para 4–7*j*).
  - m.* Scarf, utility, olive green 208 (see paras 4–7*e* and 20–25*d*).
  - n.* Undergarments (see para 20–32).
- 



**Figure 4–2. Extended Cold Weather Clothing System coat**

---

#### **4–4. Materials**

- a.* The fabric of the ACU is 50-percent nylon and 50-percent cotton.
- b.* The fabric of the flame-resistant combat uniform is 65-percent flame-resistant rayon, 25-percent para-aramid, and 10-percent nylon.
- c.* The fabric of the IHWCU is 57-percent nylon and 43-percent cotton. Material is no melt, no drop.

#### **4–5. Insignia and accouterments**

The following insignia and accouterments are authorized for wear on the combat uniform:

- a.* Identification (ID) badges (see para 22–17).
- b.* Combat and special skill badges (see paras 4–8*f* and 22–16).
- c.* Special skill tabs (see para 22–16).
- d.* Brassards (see para 21–30).
- e.* Branch insignia (chaplains and chaplain candidates only) (see paras 21–10*c*(10) and 21–10*c*(12)).
- f.* Grade insignia (see paras 21–5 through 21–7).
- g.* Headgear insignia (see para 21–3).
- h.* Shoulder sleeve insignia (SSI), current organization (see para 21–17).
- i.* Shoulder sleeve insignia—military operations in hostile conditions (SSI–MOHC) (see para 21–18).
- j.* Insignia, distinguishing, U.S. Army tape and nametape (see paras 21–25*a* and 21–25*b*).
- k.* Full-color U.S. flag or tactical flag embroidered insignia (see para 21–19).

#### **4–6. Badges worn on the combat uniform**

Foreign badges are not authorized for wear on the combat uniform. Pin-on badges are not authorized in a field or deployed environment (see paras 4–8*f*, 22–16, and 22–17 for wear of combat and skill badges and ID badges on the combat uniform).

#### **4–7. General guidelines**

- a.* Soldiers are authorized to wear the tan 499 undershirt, tan 499 rigger belt, and coyote combat boots with the OCP ACU.
- b.* Pockets of the combat uniform will be worn closed at all times.
- c.* Soldiers may wear IHWCU in lieu of the OCP ACU. Soldiers can purchase the IHWCU from Military Clothing Sales. Commanders will not require Soldiers to purchase or wear the IHWCU, unless it is issued through the OCIE system.
- d.* Soldiers may wear gloves with the combat uniform without the cold weather outer garments (for example, ECWCS cold weather jacket).
- e.* When the cold weather coat or other authorized cold weather outer garments are worn, Soldiers may wear the olive green scarf and gloves, but are not required to do so. Soldiers may wear the hood of the cold weather coat and wet weather jacket at their option. However, when the hood is not worn, Soldiers will tuck the hood into the coat or jacket with the zipper closed.
- f.* Soldiers may wear the ECWCS jackets and trousers as outer garments, to include the layer III fleece jacket, when authorized by the commander.
- g.* Soldiers are authorized to wear elbow or knee pads with the combat uniform.
- h.* The silk weight (cold weather) moisture-wicking undershirts are authorized to be worn under the combat uniform coat in place of the tan 499 or foliage green undershirts.
- i.* Soldiers may carry bags, backpacks, or handbags with these uniforms only while in a garrison environment. Such bags must comply with standards set forth in AR 670–1 and paragraph 20–2 of this publication.
- j.* Commanders may authorize use of a camouflage, black, or solid color (in a similar color to match the shade of the uniform) personal hydration system only in a field environment, in high-heat areas, or on work details. Soldiers will not wear hydration systems in a garrison environment unless the commander has authorized it for one of the situations described above. Soldiers will not let the drinking tube hang from their mouths when the device is not in use.
- k.* Soldiers are authorized to store headgear when it is not worn. Soldiers may store headgear in the cargo pockets. When stored, the headgear must be folded neatly and not present a bulky appearance.
- l.* The following insignia are not authorized to be worn on the combat uniform: blood types, combat lifesavers, medic, allergies, Arabic nametapes, no known drug allergies, no known allergies, and penicillin.
- m.* The standard combat uniform coat and trousers, both issued and available at military clothing stores, are pre-treated with permethrin, which provides protection from disease-carrying insects. Female Soldiers who are pregnant, trying to become pregnant, or breastfeeding or pumping may obtain authorization to wear nonpermethrin treated combat uniforms.
- n.* The following care instructions must be followed when caring for the combat uniform to maximize the service life and maintain optimum performance. Soldiers will—
  - (1) Not starch the combat uniform under any circumstances. Using starch, sizing, and any process that involves dry cleaning or a steam press will adversely affect the treatment and durability of the uniform, and it is not authorized.

- (2) Wash the combat uniform in cold water and mild detergent containing no optical brighteners or bleach.
- (3) Tumble dry the combat uniform at low heat (not to exceed 130 degrees Fahrenheit). Remove immediately from the dryer and fold flat or place on a rustproof hanger to ensure heat from the dryer does not set wrinkles. To drip dry, remove from the washer and place on a rustproof hanger. Do not wring or twist.
- (4) Soldiers may roll-press uniforms, as necessary.
  - o.* The ACU–female is an authorized alternate ACU designed in a wider range of sizes. If worn, it must have the same general appearance and fit as prescribed for the ACU.
  - p.* The Army combat shirt is designed to provide flame protection for individual Soldiers, while maximizing breathability, moisture management, and comfort when worn as a system including interceptor body armor and flame-resistant combat uniform trousers or aircrew combat uniform trousers. It will be worn tucked into the trousers. It is designed to be worn next to the skin, without a t-shirt, in hot weather. This does not preclude wear of female undergarments or t-shirts currently approved for wear. This shirt will only be worn in a deployed or field environment, as approved by the commander. The right shoulder sleeve of the shirt is equipped with hook and loop for nametape and grade insignia. The left shoulder sleeve is equipped with hook and loop for the tactical flag embroidered insignia.
  - q.* Individuals who purchase uniforms or uniform items from commercial sources are responsible for ensuring that the items conform to military specifications or are manufactured in accordance with the policies prescribed by the uniform quality control program (see AR 670–1 for details). Only those alterations authorized by AR 700–84 and TM 10–227 are authorized. The cap should fit snugly and level over the head with the visor straight across the forehead. The bill of the cap should not block the individual's vision. The coat should fit easily over chest or bust and shoulders, allowing free use of arms without discomfort. The bottom edges in the front of the coat will protrude if the coat is too snug at the waist and hips. Coat fronts should be smooth and even at the bottom edges. Bottom edge of the coat must extend to the crotch near the top of the trousers' cargo pocket flap. When buttoned, the trousers must fit easily at the waist. The crotch of the trousers should not bind. Trousers must fit loosely enough at seat to allow squatting and bending. The legs of the trousers must be long enough to allow blousing over the combat boots.

#### **4–8. Combat uniform coat**

- a.* The combat uniform coat is worn hooked or looped or buttoned and zipped. The coat has hook-and-loop fasteners for wearing the full-color U.S. flag or tactical flag insignia, skills tabs, SSI, SSI–MOHC, rank insignia, U.S. Army tape, and nametape. The ACU coat has a zippered front closure, tilted chest pockets with hook-and-loop closure that must be closed at all times, hook-and-loop or button sleeve cuff closure that must be closed at all times, integrated blouse bellows for increased upper body mobility, and shoulder pockets that must be closed at all times. The IHWCU coat has a button front closure, button sleeve cuff closure that must be closed at all times, integrated blouse bellows for increased upper body mobility, and shoulder pockets that must be closed at all times.
- b.* The coat should fit easily over chest or bust and shoulders, allowing free use of arms without discomfort. Coat fronts should be smooth and even at the bottom edges. Bottom edge of the coat must extend to the crotch near the top of the trouser's cargo pocket flap.
- c.* Uniforms with a mandarin collar will be normally worn in the down position. Soldiers are authorized to wear the mandarin collar in the up position when wearing body armor or when weather conditions dictate the wear, as prescribed by the commander.
- d.* The coat is normally worn outside the trousers, but may also be worn inside the trousers when directed by the commander (that is, when wearing the outer tactical vest, mission oriented protective posture gear, and so forth). The tan 499 undershirt is worn underneath the coat. It is tucked inside the trousers at all times. The coat will not extend below the top of the cargo pocket on the trousers and will not be higher than the bottom of the opening of the side pocket on the trousers. Uniforms equipped with elbow pouches for internal elbow pad inserts must be closed at all times. Permanent infrared feedback squares affixed to each shoulder for nighttime ID will be covered, unless in a field or deployed environment and prescribed by the commander.
- e.* Commanders may authorize Soldiers to roll up the sleeves on the combat uniform. When Soldiers wear the sleeves of the ACU or IHWCU coat rolled up, company-level commanders will determine if the unit will roll sleeves with the camouflage pattern exposed or turned inside out. Personnel will roll sleeves neatly above the elbow, but no more than 3 inches above the elbow. Upon approval of the commander and only during field training exercises, the sleeves may be down and cuffed inside the coat one or two times. The coat sleeves may be cuffed inside or outside the coat. Personnel will not exceed two rolls or cuffs of the coat.
- f.* Soldiers may sew on the U.S. Army tape, nametape, rank, and all authorized badges as an option. Hook-and-loop fasteners for U.S. Army tape and nametape may be left on or removed when sewing on the uniform. If worn, badges must be all sewn on or all pinned on. Soldiers are not authorized to mix sew-on badges with pin-on badges. When personnel sew on badges, the following must also be sewn on the combat uniform coat: nametape, U.S. Army tape,

and grade insignia. If a nametape, U.S. Army tape or grade insignia is sewn on, then personnel must sew all three of these items on the uniform coat. This requirement does not apply to the patrol cap. If Soldiers choose to sew on U.S. Army nametape, rank, or authorized skill badges, it will be at their own expense. Soldiers may wear pin-on badges with sewn-on nametape, U.S. Army tape, and grade insignia. Soldiers are not authorized to wear pinned-on badges in a field or deployed environment.

g. For the IHWCU, drill sergeant and other badges normally worn on the pocket will be worn centered 3–1/2 inches below the nametape and U.S. Army tape.

#### **4–9. Combat uniform trousers**

a. The combat uniform trousers are worn buttoned and with a belt. Soldiers will wear the trousers tucked into the top of the boots or bloused using the drawstrings at the bottom of the trousers or using commercial blousing devices if the trousers are not tucked into the boots. The legs of the trousers must be long enough to allow blousing over the combat boots. Personnel will not wrap the trouser leg around the leg tightly enough to present a pegged appearance or insert any items inside the trouser leg to create a round appearance at the bottom of the trouser leg. When bloused, the trousers will not extend below the third eyelet from the top of the boot.

b. When buttoned and waist straps are adjusted, the trousers must fit easily at the waist. The bottom edges in the front of the coat will protrude if the coat is too snug at the waist and hips. The crotch of the trousers should not bind. Trousers must fit loosely enough at seat to allow squatting and bending.

c. Uniforms equipped with knee pouches for internal knee pad inserts must be closed at all times.

#### **4–10. Headgear**

##### *a. Patrol cap.*

(1) *General.* The patrol cap is standard headgear worn with the combat uniform in the garrison environment. The patrol cap has a visor, circular top crown, side crown with an outside crown band, and a hook-and-loop pad on the back of the patrol cap (see fig 4–1).

(2) *Wear.* Personnel wear the patrol cap straight on the head so that the cap band creates a straight line around the head, parallel to the ground. The patrol cap will fit snugly and comfortably around the largest part of the head without bulging or distortion from the intended shape of the headgear and without excessive gaps. No rolling of, blocking, or alterations to the cap are authorized. The cap is worn so that no hair is visible on the forehead beneath the cap. The nametape will be worn centered on the hook-and-loop pads on the back of the patrol cap. Subdued pin-on or sew-on grade insignia, or branch insignia for chaplains, is worn centered on the front of the headgear left to right and top to bottom (see para 21–3g). Soldiers may sew on the nametape or grade insignia as an option. Hook-and-loop fasteners for the nametape may be left on or removed when sewing it on to the patrol cap. If Soldiers choose to sew on the nametape or grade insignia, it will be at their own expense.

b. *Beret.* The black beret is not the standard headgear for wear with the combat uniform. However, commanders retain the authority to prescribe the black beret for special events such as parades or changes of command or responsibility. Soldiers who are authorized to wear an organizational beret wear the tan, green, maroon, or brown beret as the standard headgear with the combat uniform while in a garrison environment (see para 20–4).

c. *Fleece cap.* Commanders may authorize wear of the black or coyote brown fleece cap with the combat uniform in field environments when the Army combat helmet is not worn, on work details, or in other environments where wearing the patrol cap is impractical. Personnel wear the fleece cap pulled down snugly on the head. To wear the cap properly, the bottom edge (all) of the cap may be folded, but not rolled. Installation commanders will determine temperature, wind chill, and extended duty time warranting wear of the cap in nonfield, nondeployed environments (see para 20–13).

d. *Sun (boonie) hat.* The sun hat is an OCIE item authorized for wear with the combat uniform in field environments when the advanced combat helmet is not worn, on work details, or in other environments where wearing the patrol cap is impractical, as determined by the commander. Personnel wear the sun hat straight on the head so that the web band creates a straight line around the head, parallel to the ground. The sun hat will fit comfortably around the largest part of the head without distortion or excessive gaps. The sun hat is worn so that no hair is visible on the forehead beneath the hat. The drawstring on the sun hat can be worn under the chin, around the back of the head and neck, or tucked inside. The drawstring will not be worn over the top of the sun hat. The sun hat will not be worn rolled, formed, shaped, blocked, or with an upturned brim. Subdued pin-on or sew-on grade insignia, or branch insignia for chaplains, is worn centered on the front of the headgear left to right and top to bottom (see para 21–3g).

e. *Headgear guidance.* Officers and warrant officers wear nonsubdued grade insignia centered on the beret flash, and chaplains wear their branch insignia. General officers may wear full, medium, or miniature stars on the beret. Stars are centered horizontally on the flash point to point, and they may be mounted on a bar as an option. Overlapping

stars beyond the flash is authorized. Enlisted personnel wear this distinctive unit insignia (DUI) centered on the beret flash, except as follows. A command sergeant major (CSM) assigned as the Senior Enlisted Advisor to the Chairman of the Joint Chiefs of Staff (SEAC) wears the SEAC collar insignia in lieu of the DUI designated for joint or Department of Defense (DoD) agencies. The Sergeant Major of the Army (SMA) and enlisted staff members assigned to the Office of the SMA wear the SMA collar insignia in lieu of the assigned DUI. Enlisted personnel assigned to units not authorized the DUI wear regimental distinctive insignia (RDI) (see para 21–3 for placement of headgear and beret flashes).

## **Chapter 5**

### **Maternity Work Uniform**

#### **5–1. Classification**

The ACU maternity work uniform in the OCP is a daily work and utility uniform for pregnant Soldiers (see fig 5–1).

#### **5–2. Composition**

The maternity work uniform consists of the following:

- a.* Coat, maternity. A single-breasted coat style design with a collar, two patch pockets with flaps, a straight-cut bottom, sleeve tabs, and pleated side-body panels with take-up tabs.
- b.* Trousers, maternity. The trousers have a front stretch panel with an elasticized waistband and side pockets, with flaps on both legs.
- c.* Undershirt, tan 499 (see para 20–32*e*).
- d.* Undergarments (see para 20–32).
- e.* Socks, tan, green, or black, tan; cushion sole (see para 20–28*a*).
- f.* Boots, combat, coyote, leather (see paras 5–7*n* and 20–5*a*).
- g.* Headgear (see para 4–10).

#### **5–3. Accessories**

The following accessories are normally worn with the maternity work uniform:

- a.* Bags, backpacks, handbags, and purses (see paras 5–7*i* and 20–2).
- b.* Beret (see para 20–4).
- c.* Chaplain's apparel (chaplains only) (see para 20–8).
- d.* Fleece cap, black or coyote brown (see para 20–13).
- e.* Gloves, utility (see para 20–15*a*).
- f.* Hat, drill sergeant (see para 20–16*a*).
- g.* MP accessories (see para 20–19).
- h.* Neck gaiter, optional purchase or OCIE (see para 20–20).
- i.* OCIE, as determined by the commander in accordance with CTA 50–900 or CTA 8–100 (medical personnel).
- j.* Personal hydration systems (see para 5–7*j*).
- k.* Scarf, utility, olive green 208 (see paras 5–7*e* and 20–25*d*).
- l.* Undergarments (see para 20–32).



Figure 5–1. Maternity work uniform

---

#### **5–4. Materials**

The fabrics are 100-percent ripstop cotton (old fabric blend) or 50-percent nylon and 50-percent cotton ripstop poplin (new fabric blend).

#### **5–5. Insignia and accouterments**

The following insignia and accouterments are authorized for wear on the maternity work uniform:

- a. ID badges (see para 22–17).
- b. Combat and special skill badges (see paras 5–7*m* and 22–16).
- c. Special skill tabs (see para 22–16).
- d. Brassards (see para 21–30).
- e. Branch insignia (chaplains and chaplain candidates only) (see paras 21–10*c*(10) and 21–10*c*(12)).
- f. Grade insignia (see paras 21–5 through 21–7).
- g. Headgear insignia (see para 21–3).
- h. SSI, current organization (see para 21–17).
- i. SSI–MOHC (see para 21–18).
- j. Insignia, distinguishing, U.S. Army tape and nametape (see paras 21–25*a* and 21–25*b*).
- k. Full-color U.S. flag or tactical flag embroidered insignia (see para 21–19).

## **5–6. Badges worn on the maternity work uniform**

Foreign badges are not authorized for wear on the ACU maternity work uniform. Pin-on badges are not authorized in a field or deployed environment (see paras 5–7*m*, 22–16, and 22–17 for wear of combat and skill badges and ID badges on the combat uniform).

## **5–7. General guidelines**

- a. Soldiers are authorized to wear the tan 499 undershirt and coyote combat boots with the OCP maternity work uniform.
- b. Pockets of the maternity work uniform will be worn closed at all times.
- c. The standard headgear for this uniform is the patrol cap (see para 4–10*a*).
- d. Soldiers may wear gloves with the maternity work uniform without the cold weather outer garments (for example, ECWCS cold weather jacket).
- e. When cold weather outer garments are worn, Soldiers may wear the olive green scarf and gloves, but are not required to do so.
- f. Soldiers may wear the ECWCS jackets and trousers as outer garments, to include the layer III fleece jacket, when authorized by the commander.
- g. This uniform is designed to fit loosely. Alterations to make the uniform fit tightly are not authorized. A tight fit reduces the airflow needed for ventilation and cooling. The coat is worn outside the trousers. Soldiers will not wear a belt with this uniform. Soldiers will wear the trousers tucked into the top of the boots or bloused using the drawstrings at the bottom of the trousers or using commercial blousing devices if the trousers are not tucked into the boots. Personnel will not wrap the trouser leg around the leg tightly enough to present a pegged appearance or insert any items inside the trouser leg to create a round appearance at the bottom of the trouser leg. When bloused, the trousers will not extend below the third eyelet from the top of the boot.
- h. When Soldiers wear the sleeves of the coat rolled up, company-level commanders will determine if the unit will roll sleeves with the camouflage pattern exposed or turned inside out. Personnel will roll sleeves neatly above the elbow, but no more than 3 inches above the elbow. Upon approval of the commander and only during field training exercises, the sleeves may be down and cuffed inside the coat one or two times. The coat sleeves may be cuffed inside or outside the coat. Personnel will not exceed two rolls or cuffs of the coat.
- i. The silk weight (cold weather) moisture-wicking undershirts are not authorized to be worn under the maternity work uniform coat in place of the tan 499 or foliage green undershirts. The silk weight (cold weather) undershirts will be worn as undergarments only.
- j. Female personnel may carry purses or handbags with these uniforms only while in a garrison environment. Such bags must comply with standards set forth in AR 670–1 and paragraph 20–2 of this publication.
- k. Commanders may authorize using a camouflage, black, or solid color (in a similar color to match the shade of the uniform) personal hydration system only in a field environment, in high-heat areas, or on work details. Soldiers will not wear hydration systems in a garrison environment unless the commander has authorized it for one of the situations described above. Soldiers will not let the drinking tube hang from their mouths when the device is not in use.
- l. Soldiers are authorized to store headgear when it is not worn. Soldiers may store headgear in the cargo pockets. When stored, the headgear must be folded neatly and not present a bulky appearance.
- m. The following insignia are not authorized to be worn on the maternity work uniform: blood types, combat life-savers, medic, allergies, Arabic nametapes, no known drug allergies, no known allergies, penicillin, and so forth.
- n. Soldiers may sew on the U.S. Army tape, nametape, rank, and all authorized badges as an option. Hook-and-loop fasteners for U.S. Army tape and nametape may be left on or removed when sewing on the uniform. If worn,



badges must be all sewn on or all pinned on. Soldiers are not authorized to mix sew-on badges with pin-on badges. When personnel sew on badges, the following must also be sewn on the maternity work uniform coat: nametape, U.S. Army tape, and grade insignia. If a nametape, U.S. Army tape or grade insignia is sewn on, then personnel must sew all three of these items on the uniform coat. This requirement does not apply to the patrol cap. If Soldiers choose to sew on U.S. Army nametape, rank, or authorized skill badges, it will be at their own expense. Soldiers may wear pin-on badges with sewn-on nametape, U.S. Army tape, and grade insignia. Soldiers are not authorized to wear pinned-on badges in a field or deployed environment.

*o.* Footgear other than combat boots may be prescribed as needed. Footgear will be conservative, in good taste, and meet the needs of the individual's profile.

*p.* Care instructions are the same as the combat uniform (see para 4–7*n*).

*q.* Soldiers will not starch the maternity work uniform under any circumstances. Using starch, sizing, or any process that involves dry cleaning or a steam press will adversely affect the treatment and durability of the uniform, and it is not authorized.

## **Chapter 6**

### **Aircrew Uniform**

#### **Section I**

#### **Army Aircrew Combat Uniform**

##### **6–1. Classification**

*a.* The Army aircrew combat uniform (A2CU) in the OCP is a daily work, utility, and field uniform for aircrew members (see figs 6–1 and 6–2).

*b.* The Fire Resistant Environmental Ensemble (FREE) is designed to be worn with the prescribed duty uniform to provide aviators and CVC with modular, flame-resistant protection (see paras 6–10 through 6–13).

##### **6–2. Composition**

The A2CU consists of the following:

- a.* Coat, A2CU (see para 6–8).
- b.* Trousers, A2CU (see para 6–9).
- c.* Undershirt, tan 499 or foliage green (100-percent cotton or flame-resistant material) (see para 20–32*e*).
- d.* Undergarments (see para 20–32).
- e.* Belt, rigger, tan 499 (must meet flash and flame criteria for aircrew members performing aircrew duties) (see para 20–3*a*).
- f.* Socks, tan, green, or black, tan; cushion sole (see para 20–28*a*).
- g.* Boots, combat, coyote, leather (see para 20–5*a*).
- h.* Headgear (see para 4–10).

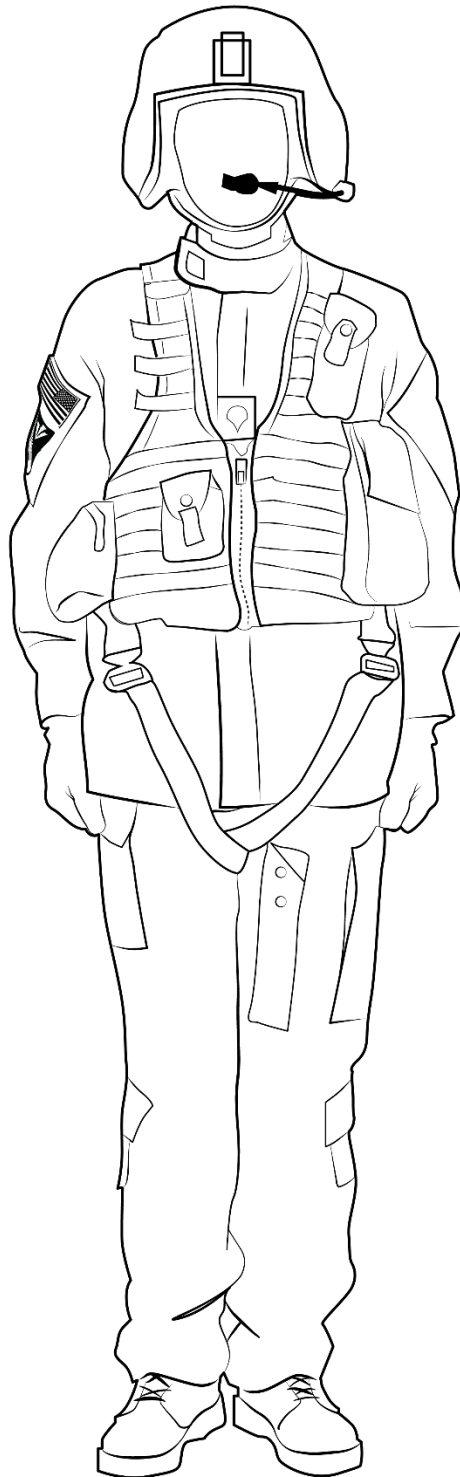


Figure 6–1. Army aircrew combat uniform with helmet

---



**Figure 6-2. Army aircrew combat uniform with patrol cap**

---

### 6-3. Accessories

The following accessories are normally worn with the A2CU:

- a.* Army combat shirt (see para 4-7*p*).
- b.* Bags, backpacks, handbags, and purses (see para 20-2).
- c.* Chaplain's apparel (chaplains only) (see para 20-8).
- d.* Fleece cap, black or coyote brown (see para 20-13).
- e.* FREE (see paras 6-10 through 6-13).
- f.* Gloves.
  - (1) Maximum grip NT (Nomex®), friction fighter.
  - (2) Nomex® gloves, or summer weight flight gloves (green or black).
  - (3) Other gloves may be worn when not performing crew duties (see para 20-15).
- g.* Neck gaiter, optional purchase or OCIE (see para 20-20).
- h.* OCIE, as determined by the commander in accordance CTA 50-900 or CTA 8-100 (medical personnel).
- i.* Personal hydration systems (see para 6-7*j*).
- j.* Scarf, utility, olive green 208 (see paras 6-7*e* and 20-25*d*).
- k.* Undergarments (see para 20-32).

### 6-4. Materials

The A2CU is made of flame-resistant materials.

### 6-5. Insignia and accouterments

The following insignia and accouterments are authorized for wear on the A2CU:

- a.* ID badges (see para 22-17).
- b.* Combat and special skill badges (see paras 6-7*p* and 22-16).
- c.* Special skill tabs (see para 22-16).
- d.* Brassards (see para 21-30).
- e.* Branch insignia (chaplains and chaplain candidates only) (see paras 21-10*c*(10) and 21-10*c*(12)).
- f.* Grade insignia (see paras 21-5 through 21-7).
- g.* Headgear insignia (see para 21-3).
- h.* SSI, current organization (see para 21-17).
- i.* SSI-MOHC (see para 21-18).
- j.* Insignia, distinguishing, U.S. Army tape and nametape (see paras 21-25*a* and 21-25*b*).
- k.* Full-color U.S. flag or tactical flag embroidered insignia (see para 21-19).

### 6-6. Badges worn on the aircrew uniform

Foreign badges are not authorized for wear on the A2CU. Pin-on badges are not authorized in a field or deployed environment (see paras 6-7*p*, 22-16, and 22-17 for wear of combat and skill badges and ID badges on the A2CU).

### 6-7. General guidelines

- a.* Soldiers are authorized to wear the tan 499 undershirt, tan 499 rigger belt, and coyote combat boots with the OCP A2CU.
- b.* Pockets of the A2CU uniform will be worn closed at all times.
- c.* The standard headgear for this uniform is the patrol cap (see para 4-10*a*). The patrol cap will be worn when Soldiers are not performing flight duties.
- d.* Soldiers may wear gloves with the A2CU when not performing crew duties. They may wear gloves with the A2CU without the cold weather outer garments (for example, ECWCS cold weather jacket).
- e.* When cold weather outer garments are worn, Soldiers may wear the olive green scarf and gloves, but are not required to do so.
- f.* Soldiers may wear the ECWCS jackets and trousers as outer garments, to include the layer III fleece jacket, when authorized by the commander.
- g.* Soldiers are authorized to wear elbow pads and knee pads with the A2CU.
- h.* The silk weight (cold weather) moisture-wicking undershirts are not authorized to be worn under the A2CU in place of the tan 499 or foliage green undershirts. The silk weight (cold weather) undershirts will be worn as undergarments only as authorized by the commander.
- i.* Soldiers may carry bags, backpacks, and handbags with this uniform in a garrison environment. Such bags must comply with standards set forth in AR 670-1 and paragraph 20-2 of this publication.

*j.* Commanders may authorize using a camouflage, black, or solid color (in a similar color to match the shade of the uniform) personal hydration system only in a field environment, in high-heat areas, or on work details. Soldiers will not wear hydration systems in a garrison environment unless the commander has authorized it for one of the situations described above. Soldiers will not let the drinking tube hang from their mouths when the device is not in use.

*k.* Soldiers are authorized to store headgear when it is not worn. Soldiers may store headgear in the cargo pockets. When stored, the headgear must be folded neatly and not present a bulky appearance.

*l.* The following insignia are not authorized to be worn on the A2CU: blood types, combat lifesavers, medic, allergies, Arabic nametapes, no known drug allergies, no known allergies, penicillin, and so forth.

*m.* Commanders may authorize other uniforms for wear during administrative flights after performing the proper risk assessment.

*n.* The coyote, temperate weather Army combat boots and the coyote, hot weather flyer's insulated boots (when authorized according to CTA 50–900) are the authorized footwear for the A2CU.

*o.* Any pin-on badges will be removed by all aircrew members prior to entry onto the flight line or working in and around aircrafts.

*p.* Soldiers may sew on the U.S. Army tape, nametape, rank, and all authorized badges as an option. Hook-and-loop fasteners for U.S. Army tape and nametape may be left on or removed when sewing on the uniform. If worn, badges must be all sewn on or all pinned on. Soldiers are not authorized to mix sew-on badges with pin-on badges. When personnel sew on badges, the following must also be sewn on the A2CU coat: nametape, U.S. Army tape, and grade insignia. If a nametape, U.S. Army tape, or rank is sewn on, then personnel must sew all of these items on the uniform coat. This requirement does not apply to the patrol cap. If Soldiers choose to sew on U.S. Army nametape, rank, or authorized skill badges, it will be at their own expense. Soldiers may wear pin-on badges with sewn-on nametape, U.S. Army tape, and grade insignia. Soldiers are not authorized to wear pinned-on badges in a field or deployed environment.

*q.* Care instructions are the same as the combat uniform (see para 4–7*n*).

*r.* Soldiers will not starch the A2CU under any circumstances. Using starch, sizing, or any process that involves dry cleaning or a steam press will adversely affect the treatment and durability of the uniform, and it is not authorized.

## **6–8. Aircrew combat uniform coat**

*a.* The A2CU coat is worn outside the trousers for all duties, to include flight. The sleeves will be worn down at all times (not rolled or cuffed). The coat will not extend below the top of the cargo pocket on the pants, and it will not extend higher than the bottom of the side pocket on the pants. The sleeve cuffs on the A2CU coat are not authorized to be rolled inside the coat.

*b.* The foliage green or tan 499 undershirt (100-percent cotton or flame-resistant material) is worn underneath the coat and is tucked inside the trousers at all times.

*c.* Soldiers are required to wear rank, nametape, U.S. Army tape, and the current organizational SSI. However, they have the option of wearing the SSI–MOHC and authorized badges in the same manner as for the combat uniform. All optional insignia must be removed from the A2CU prior to returning the garment to organizational stock. Badges or insignia not approved by The Institute of Heraldry are prohibited.

## **6–9. Aircrew combat uniform trousers**

*a.* The trousers have a covered front slide fastener fly closure, two adjustable waist straps, hemmed legs, and seven evenly spaced belt loops with a 2–1/4-inch opening. The waistband has a button and buttonhole closure. There are single layer patches at the knees and seat. The trousers contain nine pockets: two side hanging pockets, two thigh pockets with narrow pleats, two calf (lower leg) pockets (the left calf pocket only has an internal bellowed pocket and both pockets have external tool pockets), and one knife pocket with lanyard on the left thigh. All pockets (except the side hanging pockets and the internal left calf pocket) have flaps and slide fastener closures. The left thigh pocket has a front edge opening while all other pockets have a top opening. The leg pocket slides closed as follows: upward for the left thigh pocket and toward the outer seam on all other pockets. The knife pocket has bound edges and an integrated flap with a snap closure. The side hanging pocket closes with two strips of hook-and-loop fastener tape. For blousing purposes, there are tabs with hook-and-loop tape closures on the lower legs.

*b.* Soldiers are not authorized to blouse the trousers inside the boots while executing flight crew duties. When not performing flight duties, Soldiers will wear the trousers tucked into the top of the boots or bloused using the hook-and-pile straps if the trousers are not tucked into the boots. Personnel will not wrap the trouser legs around the leg tightly enough to present a pegged appearance or insert any items inside the trouser leg to create a round appearance.

at the bottom of the trouser leg. When bloused, the trousers will not extend below the third eyelet from the top of the boot.

## **Section II**

### **Fire Resistant Environmental Ensemble**

#### **6–10. Composition**

The FREE consists of the following:

- a. Jacket.*
  - (1) Light weather outer layer.
  - (2) Intermediate weather outer layer.
  - (3) Extreme weather outer layer.
- b. Trousers.*
  - (1) Light weather outer layer.
  - (2) Intermediate weather outer layer.
  - (3) Extreme weather outer layer.
- c. Undershirt.*
  - (1) Underlayer, next to skin, foliage green.
  - (2) Base layer, lightweight, cold weather (foliage green).
  - (3) Mid-weight fleece, cold weather (foliage green).
- d. Vest, intermediate weather outer layer.*
- e. Parka, extreme weather outer layer.*
- f. Parka liner, extreme weather outer layer.*
- g. Boxer brief (foliage green).*
- h. Drawers.*
  - (1) Underlayer, next to skin (foliage green).
  - (2) Baselayer, lightweight, cold weather (foliage green).
  - (3) Mid-weight fleece, cold weather (foliage green).

#### **6–11. Accessories**

The following accessories are normally worn with the FREE:

- a. A2CU or improved CVC coveralls.*
- b. Belt, rigger, tan 499 (must meet flash and flame criteria for aircrew members performing aircrew duties) (see para 20–3a).*
- c. Boots.*
  - (1) Hot weather flyers (coyote).
  - (2) Temperate weather (coyote).
- d. Chaplain's apparel (chaplains only) (see para 20–8).*
- e. Gloves.*
  - (1) Nomex® gloves, or summer weight flight gloves (green/black).
  - (2) Maximum grip NT (Nomex®), friction fighter.
  - (3) Other gloves may be worn when not performing crew duties (see para 20–15a).
- f. Headgear.*
- g. OCIE, as determined by the commander in accordance with CTA 50–900 or CTA 8–100 (medical personnel).*
- h. Socks, fire resistant, foliage green.*

#### **6–12. Materials**

FREE is made of a combination of Nomex®, flame-resistant rayon, wool, nylon, and Lycra.

#### **6–13. General guidelines**

- a. The FREE is for use by flight and combat vehicle crews and personnel in other selected military occupational specialties (MOSs). Wear and appearance of the headgear, skill badges, rank insignia, branch insignia, nametape, U.S. Army tape, SSI, full-color U.S. flag or tactical flag insignia, skills tabs, and ID badges are the same as outlined for the A2CU (see paras 6–5 and 6–6). This uniform is designed to be slightly loose fitting. Alterations to make it formfitting are not authorized. The jackets are worn outside the pants for all duties, to include flight. The sleeves will be worn*

down at all times, not rolled or cuffed. The pants are worn with the FREE or standard rigger belt. Soldiers are not authorized to blouse the trousers inside the boots.

b. Soldiers are authorized to wear the tan 499 undershirt, tan 499 rigger belt, and coyote combat boots with the OCP FREE.

c. Soldiers are required to wear grade insignia, nametape, U.S. Army tape, and the current organizational SSI on the duty uniform worn with the FREE. However, they have the option of wearing the SSI–MOHC and authorized badges. The SSI, SSI–MOHC, and badges (unless badges are sewn on) will be removed by all aircrew members prior to entry onto the flight line or working in and around aircrafts.

d. Soldiers may sew on the U.S. Army tape, nametape, rank, and all authorized badges as an option. Hook-and-loop fasteners for U.S. Army tape and nametape may be left on or removed when sewing on the uniform. If worn, badges must be all sewn on or all pinned on. Soldiers are not authorized to mix sew-on badges with pin-on badges. When personnel sew on badges, the following must also be sewn on the FREE jacket: nametape, U.S. Army tape, and grade insignia. If a nametape, U.S. Army tape, or rank is sewn on, then personnel must sew all of these items on the uniform jacket. This requirement does not apply to the patrol cap. If Soldiers choose to sew on U.S. Army nametape, rank, or authorized skill badges, it will be at their own expense. Soldiers may wear pin-on badges with sewn-on nametape, U.S. Army tape, and grade insignia. Soldiers are not authorized to wear pinned-on badges in a field or deployed environment.

e. The patrol cap will be worn when Soldiers are not performing flight duties, unless otherwise prescribed by the commander.

f. Care instructions are the same as the combat uniform (see para 4–7n).

## **Chapter 7**

### **Garrison Culinary Uniform—Male**

#### **7–1. Classification**

The male garrison culinary uniform is the daily work uniform for all male enlisted Soldiers in career management field (CMF) 92 who hold the culinary specialist MOS when prescribed by CTA 50–900 and by the commander (see figs 7–1 and 7–2). The male culinary management noncommissioned officer (NCO) and dining facility manager uniform is described in paragraph 7–2b.

#### **7–2. Composition**

a. The male garrison culinary uniform consists of the following:

(1) Smock and trousers.

(a) *Garrison culinary smock.* The garrison culinary smock is white, long-sleeved with French cuffs, and has a double-breasted reversible eight-button closure, mandarin-style collar, thermometer pocket on left sleeve, and a straight-cut bottom.

(b) *Trousers, unisex, garrison culinary, black.* The trousers are black with straight legs, partially elasticized waist with belt loops, two front slash pockets, and a front zipper closure.

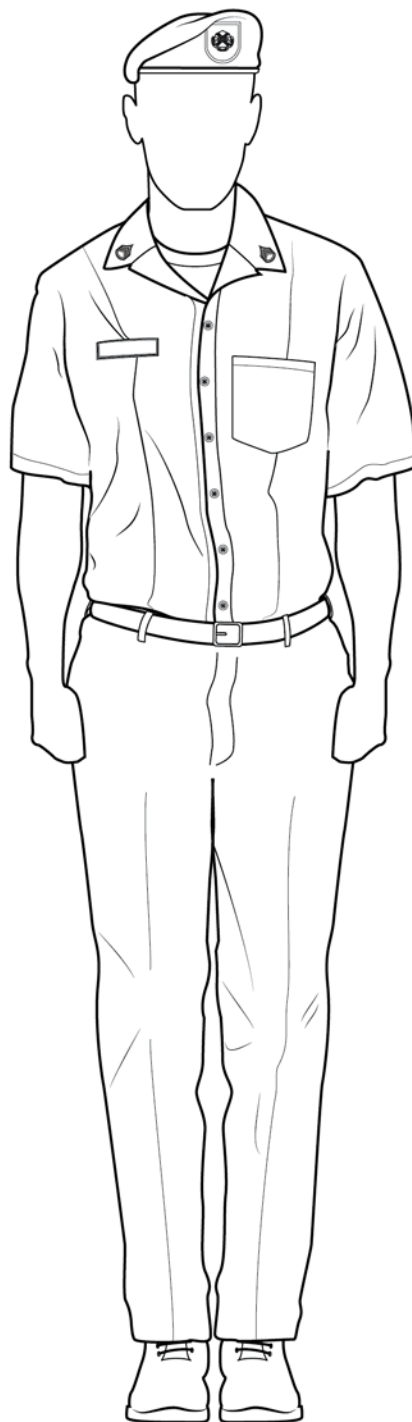
(2) Undershirt, white (see para 20–32).

(3) Undergarments (see para 20–32).

(4) Footwear (see para 7–3d).

(5) Beret (see para 20–4).


b. The male culinary management NCO and dining facility manager uniform is worn with the service uniform shirt in place of the smock (see para 11–9).



**Figure 7-1. Garrison culinary uniform, male**

---





**Figure 7-2. Garrison culinary uniform, male—continued**

---

### 7-3. Accessories

The following accessories are normally worn with the male garrison culinary uniform:

- a. Belt, black, web waist, brass tip (see para 20-3c).
- b. Buckle, belt, brass (see para 20-3e).
- c. Coat, all-weather, black (see para 20-9b).
- d. Footwear.
  - (1) Boots, safety, leather, combat, black or coyote (see para 20-5).
  - (2) Shoes, oxford, black (see para 20-27b).
- e. Gloves.
  - (1) Black, utility (see para 20-15a).
  - (2) Black, leather, unisex, dress (worn only with the black all-weather coat) (see para 20-15c).
- f. OCIE, as determined by the commander in accordance with CTA 50-900.
- g. Scarf, dress, black (worn only with the black all-weather coat) (see para 20-25a).
- h. Socks.
  - (1) Tan, green, or black; cushion sole (worn only with boots) (see para 20-28a).
  - (2) Black, dress (worn only with shoes) (see para 20-28b).
- i. Sweater.
  - (1) Cardigan, black, unisex (worn only with the culinary management NCO and dining facility manager uniform) (see para 20-30a).
  - (2) Pullover, black, unisex (worn only with the culinary management NCO and dining facility manager uniform) (see para 20-30b).
- j. Windbreaker, black (worn only with the culinary management NCO and dining facility manager uniform) (see para 20-17c).

### 7-4. Materials

The fabric is 50-percent polyester and 50-percent cotton.

### 7-5. Insignia

The following insignia are authorized for wear on the male garrison culinary uniform:

- a. Grade insignia, nonsubdued (see paras 21-5 through 21-7).
- b. Headgear insignia (see para 21-3).
- c. Insignia, nameplate (see para 21-25c).

### 7-6. General guidelines

- a. The garrison culinary smock is worn outside of the black trousers. The smock has a reversible double-breasted front that will be fastened right over left unless the smock becomes soiled during the duty day at which time it may be fastened left over right to maintain a neat appearance. The commander may authorize exceptions to the prescribed wear of the smock for health and safety reasons.
- b. The black web waist belt with brass tip and brass belt buckle is worn with this uniform. The food handler's apron and food handler's caps are worn only while in the dining facility and within the immediate vicinity of the dining facility. No insignia is worn on the food handler's cap.
- c. When the black all-weather coat or other authorized cold weather outer garments are worn, personnel may wear the dress scarf and dress gloves, but they are not required to do so. Personnel may wear the optional purchase black windbreaker with the culinary management NCO and dining facility manager uniform only (see para 20-17c), except in formation. Black oxford shoes, combat boots, or safety boots are worn with the garrison culinary uniform, unless CTA 50-900 authorizes other footwear. Soldiers will not blouse the trousers when wearing boots.
- d. The culinary management NCO and dining facility manager wear the service uniform shirt, black trousers, black oxford shoes, and the beret when authorized by the commander. Culinary management NCOs and dining facility managers may wear the black unisex cardigan buttoned or unbuttoned while indoors. When outdoors, personnel must button all five buttons. The black web waist belt with brass tip and brass belt buckle is worn with this uniform.
- e. The garrison culinary and culinary management NCO and dining facility manager uniforms are organizationally issued utility uniforms, except for the service uniform shirt. However, Soldiers retain these uniforms for as long as they are assigned to culinary duties.

## Chapter 8

### Garrison Culinary Uniform—Female

#### 8–1. Classification

The female garrison culinary uniform is the daily work uniform for all female enlisted Soldiers in CMF 92 who hold the culinary specialist MOS when prescribed by CTA 50–900 and by the commander (see fig 8–1). The female culinary management NCO and dining facility manager uniform is described in paragraph 8–2b.

#### 8–2. Composition

a. The female garrison culinary uniform consists of the following:

(1) Smock and trousers.

(a) *Garrison culinary smock*. The garrison culinary smock is white, long-sleeved with French cuffs, and has a double-breasted reversible eight-button closure, mandarin-style collar, thermometer pocket on left sleeve, and a straight-cut bottom.

(b) *Trousers, unisex, garrison culinary, black*. The trousers are black with straight legs, partially elasticized waist with belt loops, two front slash pockets, and a front zipper closure.

(2) Undershirt, white (see para 20–32g).

(3) Undergarments (see para 20–32).

(4) Footwear (see para 8–3e).

(5) Beret (see para 20–4).

b. In addition to items in paragraph 8–2a, the female culinary management NCO and dining facility manager uniform consists of the skirt, women’s food service, black (local procurement according to CTA 50–900).

c. The female culinary management NCO and dining facility manager uniform is worn with the service uniform shirt in place of the smock (see para 12–10). The service uniform shirt is worn with either the women’s food service skirt or the unisex trousers.




Figure 8–1. Garrison culinary uniform, female

---

### 8–3. Accessories

The following accessories are normally worn with the female garrison culinary uniform:

- a.* Bags, backpacks, handbags, and purses (see para 20–2).
- b.* Belt, black, web waist, brass tip (see para 20–3*c*).
- c.* Buckle, belt, brass (see para 20–3*e*).
- d.* Coat, all-weather, black (see para 20–9*b*).
- e.* Footwear.
  - (1) Boots, safety, leather, combat, black or coyote (see para 20–5).
  - (2) Shoes, oxford, black (see para 20–27*e*).
- f.* Gloves.
  - (1) Black, utility (see para 20–15*a*).
  - (2) Black, leather, unisex, dress (worn only with the black all-weather coat) (see para 20–15*c*).
- g.* OCIE, as determined by the commander in accordance with CTA 50–900.
- h.* Scarf, dress, black (worn only with the all-weather coat) (see para 20–25*a*).
- i.* Socks.
  - (1) Tan, green, or black, tan; cushion sole (worn only with boots) (see para 20–28*a*).
  - (2) Black, dress (worn only with shoes) (see para 20–28*b*).
- j.* Stockings, sheer (see para 20–28*d*).
- k.* Sweater.
  - (1) Cardigan, black, unisex (worn only with the culinary management NCO and dining facility manager uniform) (see para 20–30*a*).
  - (2) Pullover, black, unisex (worn only with the culinary management NCO and dining facility manager uniform) (see para 20–30*b*).
- l.* Windbreaker, black (worn only with culinary management NCO and dining facility manager uniform) (see para 20–17*c*).

#### **8–4. Materials**

The fabric is 50-percent polyester and 50-percent cotton.

#### **8–5. Insignia**

The following insignia are authorized for wear on the female garrison culinary uniform:

- a.* Grade insignia, nonsubdued (see paras 21–5 through 21–7).
- b.* Headgear insignia (see para 21–3).
- c.* Insignia, nameplate (see para 21–25*c*).

#### **8–6. General guidelines**

*a.* The garrison culinary smock is worn outside of the black trousers. The smock has a reversible double-breasted front that will be fastened right over left unless the smock becomes soiled during the duty day at which time it may be fastened left over right to maintain a neat appearance. The commander may authorize exceptions to the prescribed wear of the smock for health and safety reasons.

*b.* The black web waist belt with brass tip and brass belt buckle is worn with this uniform. The food handler’s apron and food handler’s caps are worn only while in the dining facility and within the immediate vicinity of the dining facility. No insignia is worn on the food handler’s cap.

*c.* When the black all-weather coat or other authorized cold weather outer garments are worn, personnel may wear the dress scarf and dress gloves, but they are not required to do so. Personnel may wear the optional purchase black windbreaker with the culinary management NCO and dining facility manager uniform only (see para 20–17*c*), except in formation. Black oxford shoes, combat boots, or safety boots are worn with the garrison culinary uniforms, unless CTA 50–900 authorizes other footwear. Soldiers will not blouse the trousers when wearing boots. Soldiers will wear either black socks or sheer stockings with the black oxford shoes.

*d.* The culinary management NCO and dining facility manager wear the service uniform shirt, black skirt, black oxford shoes, and the beret when authorized by the commander. Culinary management NCOs and dining facility managers may wear the black unisex cardigan buttoned or unbuttoned while indoors. When outdoors, personnel, except for pregnant Soldiers, must button all five buttons. The black web waist belt with brass tip and brass belt buckle is worn with this uniform.

*e.* The garrison culinary and culinary management NCO and dining facility manager uniforms are organizationally issued utility uniforms, except for the service uniform shirt. However, Soldiers retain these uniforms for as long as they are assigned to culinary duties.

## **Chapter 9**

### **Combat Vehicle Crewman Uniform**

#### **9–1. Classification**

- a.* The CVC uniform in the OCP is a daily work, utility, and field uniform for CVC (see fig 9–1).
- b.* The FREE is designed to be worn with the standard duty uniform to provide aviators and CVC with modular, flame-resistant protection (see paras 6–10 through 6–13).

#### **9–2. Composition**

The CVC uniform consists of the following:

- a.* Coverall. The coverall is a one-piece design that has a front entry zippered closure, a drop seat, an extraction strap located at the upper back, and pockets located on the left sleeve, chest, right and left sides, right and left front hips, right and left upper thigh, and right and left lower legs. All pockets have slide fastener closures.
- b.* Jacket, cold weather. The jacket is single-breasted with a front slide fastener closure and an inside protective flap. The back has a yoke-and-retrieval strap opening with a hook-and-pile closure. The left sleeve has a utility and pencil pocket, and the sleeves have elbow patches. The cuffs and waistband are rib knit. The jacket is fully lined with quilted, flame-resistant batting material (see fig 9–2).
- c.* Undergarments (see para 20–32).
- d.* Socks, tan, green, or black; cushion sole (see para 20–28*a*).
- e.* Boots, combat, coyote, leather (see para 20–5*a*).
- f.* Headgear (see para 4–10).
- g.* Undershirt, tan 499 or foliage green (100-percent cotton or flame-resistant material) (see para 20–32*e*).
- h.* Vest.

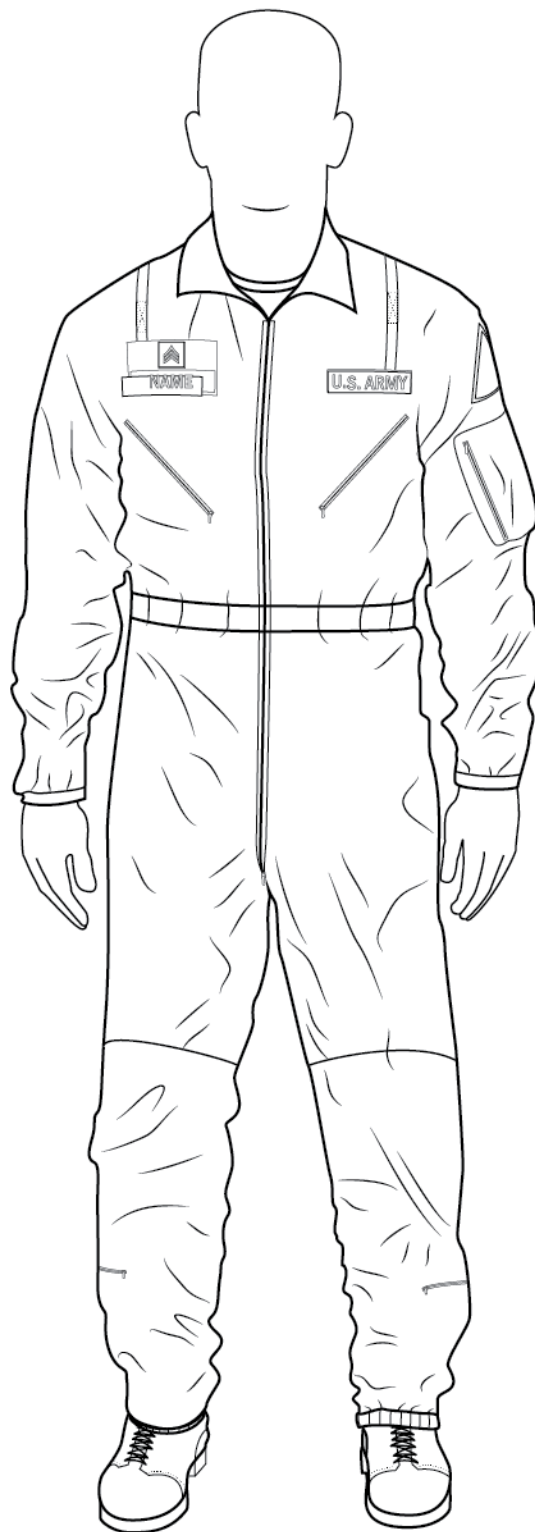


Figure 9–1. Combat vehicle crewman uniform

---




Figure 9-2. Combat vehicle crewman jacket, cold weather

---

### 9-3. Accessories

The following accessories are normally worn with the CVC:



- a.* Balaclava hood, CVC, line item number (LIN) H46881, CTA 50–900.
- b.* Bib, overalls, LIN P37820.
- c.* Body armor, ballistic undergarment, LIN 80592N.
- d.* FREE (see paras 6–10 through 6–13).
- e.* Gloves.
  - (1) CVC, cold weather, LIN C67081.
  - (2) CVC, summer, LIN G70780.
- f.* Helmet, CVC.
- g.* Organizational clothing and equipment, as determined by the commander, in accordance with CTA 50–900.
- h.* Personal hydration systems (see para 9–6c).

#### **9–4. Materials**

The CVC uniform is made of flame-resistant materials.

#### **9–5. Insignia**

The following insignia are authorized for wear on these uniforms:

- a.* Grade insignia (see paras 21–5 through 21–7).
- b.* Insignia, distinguishing, U.S. Army tape and nametape (see paras 21–25a and 21–25b).
- c.* SSI, current organization (see para 21–17).

#### **9–6. General guidelines**

- a.* When issued, all CVC wear the CVC uniform whenever they are operating combat vehicles. Alterations to the uniform are not authorized. Soldiers will not tuck the uniform into the boots. The only outer garments authorized for wear with the CVC uniform are the cold weather jacket or FREE items.
- b.* Insignia will be worn on the CVC using the following guidance:
  - (1) The U.S. Army tape is worn horizontal to the ground approximately 1/2 inch up from the outside zipper seam on the left breast. The nametape is worn on the right side, in line with the U.S. Army tape. The subdued sew-on grade insignia is worn centered 1/4 inch above the nametape.
  - (2) On the cold weather jacket, the nametape and U.S. Army tape are worn horizontal to the ground approximately 1/2 inch above the top of the pocket flaps.
  - (3) Commanders will provide and have attached the subdued sew-on grade insignia, nametape, U.S. Army tape, and SSI without cost to enlisted personnel.
- c.* Commanders may authorize use of a camouflage, black, or solid color (in a similar color to match the shade of uniform) personal hydration system only in a field environment, in high-heat areas, or on work details. Soldiers will not wear hydration systems in a garrison environment unless the commander has authorized it for one of the situations described above. Soldiers will not let the drinking tube hang from their mouths when the device is not in use.
- d.* CVC uniforms in olive green 106 and tan 380 colors are not authorized for wear.
- e.* Soldiers are authorized to wear the tan 499 undershirt and coyote combat boots with the OCP.

## **Chapter 10**

### **Physical Fitness Uniform**

#### **10–1. Classification**

The physical fitness uniform authorized for wear is classified as the Army physical fitness uniform (APFU).

#### **10–2. Composition**

The APFU consists of the following components (see figs 10–1 and 10–2 for variations of the APFU):

- a.* Jacket, running, black and gold, with gold Army logo.
- b.* Pants, running, black, with gold Army logo.
- c.* Trunks, running, black, with “Army” in gold.
- d.* T-shirt, black, short-sleeved, with “Army” in gold.
- e.* T-shirt, black, long-sleeved, with “Army” in gold.
- f.* Footwear.
- g.* Socks.

### 10–3. Accessories

The following accessories are normally worn with the APFU:

- a. Fleece cap, black or coyote brown (see para 20–13).
- b. Gloves.

### 10–4. Materials

- a. The fabric of the APFU (clothing bag and optional) running jacket is 100-percent nylon.
- b. The fabric of the APFU (clothing bag and optional) running pants is 100-percent nylon.
- c. The fabric of the APFU (clothing bag and optional) trunks is 100-percent polyester.
- d. The fabric of the APFU clothing bag shirts is 100-percent polyester. The fabric of the APFU optional purchase shirts is 86-percent nylon and 14-percent spandex.

### 10–5. Insignia

The only insignia authorized for wear on the APFU is the physical fitness badge. When the physical fitness badge is worn, it is sewn on the wearer's upper left front side of the APFU t-shirt above the word "Army." On the APFU running jacket, the insignia is sewn centered 1/2 inch above the Army logo (see AR 600–8–22 for criteria for wearing the physical fitness badge).

### 10–6. General guidelines

- a. Personnel wear the microfleece cap pulled down snugly on the head with the bottom edge covering the ears, but not covering the eyebrows. The bottom edge (all) of the cap may be folded, but not rolled.
- b. Commanders may authorize wear of commercial running shoes with calf-length or ankle-length, plain white or black socks (no logos). If worn, ankle-length socks must cover the entire anklebone and calf-length socks will end at the middle point between the ankle and the knee. Shoes must accommodate all five toes in one compartment. Those shoes that feature five separate, individual compartments for the toes detract from a professional military image and are prohibited for wear with the APFU or when conducting physical training in a military formation.
- c. Commanders may authorize wear of utility gloves, reflective belts or vests, long underwear, and other items appropriate to the weather conditions and type of activity. If Soldiers wear long underwear or other similar items, they must conceal them from view with the running jacket and pants, if wearing the APFU.
- d. Soldiers are authorized to wear commercially-purchased black spandex shorts under the APFU shorts. The length of the shorts must end above the bottom of the shorts or higher. The commercial shorts must be plain with no logos, patterns, or obtrusive markings. Soldiers are not required to buy the spandex shorts.
- e. Soldiers with religious accommodations, in accordance with AR 670–1 and AR 600–20, are authorized to wear commercially-purchased black leggings under the APFU shorts. The commercial leggings must be plain with no logos, patterns, or obtrusive markings. Soldiers are authorized all other religious accommodations in AR 670–1 while in the APFU.
- f. When Soldiers wear the APFU as a complete uniform, they will keep the sleeves down on the jacket, the legs down on the pants, and they will tuck the t-shirt inside the trunks. Soldiers may not roll or push up the sleeves of the APFU jacket or long-sleeved shirt. Soldiers may not cuff the APFU jacket sleeves or long-sleeved shirt. There are no restrictions on the combination of APFU items worn, unless the commander has prescribed a particular combination for formation. APFU clothing bag items and APFU optional purchase items may be mixed and worn together at the same time.
- g. The APFU is a clothing bag item. Each item of the APFU is identified with a national stock number and a Defense Logistics Agency Troop Support contract number printed on a label and sewn into the garment. If the label does not contain this information, the garment is not an authorized garment. Optional purchase APFU items may be worn in lieu of issued APFU items, provided the garment is produced by a Natick certified manufacturer and includes the following certification statement printed onto the garment: "This garment is warranted to meet or exceed the standards of this Purchase Description UQC XXX and was produced under Certificate No. from basic material and controlled components warranted by the manufacturer to have been produced in accordance with the sample under current certificate."
- h. Pregnant Soldiers will wear the APFU until the uniform becomes too small or uncomfortable. Pregnant Soldiers are authorized to wear the t-shirt outside the trunks. At no time will commanders require pregnant Soldiers to purchase a larger APFU to accommodate the pregnancy. When the uniform becomes too small or uncomfortable, pregnant Soldiers may wear equivalent civilian workout clothes.
- i. Appendix C outlines minimum quantities of the APFU components that officers should have in their possession.




Figure 10–1. Army physical fitness uniform variations

---




Figure 10-2. Army physical fitness uniform variations—continued

---

## **Chapter 11**

### **Army Service Uniform and Dress Variation—Male**

#### **11–1. Classification**

The male ASU and optional dress variation for male Soldiers as prescribed by the commander.

#### **11–2. Composition**

*a.* The male ASU and dress variation consist of the following:


- (1) Coat, Army blue, male (Army blue 450 or 150) (see para 11–7).
- (2) Trousers (see para 11–8).
- (*a*) Light blue (Army blue 451 or 151).
- (*b*) Dark blue (general officers only) (Army blue 450 or 150).
- (3) Shirt, white, short- or long-sleeved (see para 11–9).
- (4) Necktie (see para 20–22).
- (5) Undergarments (see para 20–32).
- (6) Belt, black, web waist, brass tip; and buckle, belt, brass (see paras 20–3*c* and 20–3*e*).
- (7) Headgear (see paras 11–10 and 20–4).
- (8) Footwear (see para 20–27).
- (9) Socks (see para 20–28).
- (10) Undershirt (see para 20–32*f*).

*b.* The variations of the male ASU and dress variation are as follows:

(1) The male Class A ASU includes the Army blue coat and low-waist trousers, white short- or long-sleeved shirt, and four-in-hand necktie (see figs 11–1 through 11–5). The beret is the standard headgear worn with this uniform (see paras 11–3 and 11–5 for accessories and other items authorized for wear on the male Class A ASU).


(2) The male Class B ASU includes the low-waist trousers and white short- or long-sleeved shirt. Soldiers will wear a four-in-hand necktie with the long-sleeved white shirt (see figs 11–6 through 11–8). The beret is the standard headgear worn with this uniform (see paras 11–3 and 11–5 for accessories and other items authorized for wear on the male Class B ASU).

(3) The male ASU dress variation includes the Army blue coat and low-waist trousers, long-sleeved white shirt, and four-in-hand tie (before retreat) or bow tie (after retreat). When this uniform is worn for evening social occasions (after retreat), headgear is not required. Combat boots and organizational items, such as brassards and MP accessories, are not authorized for wear with the male ASU dress variation. When worn with a black bow tie, the Army dress uniform constitutes a formal uniform and corresponds to a civilian tuxedo (see figs 11–9 and 11–10) (see paras 11–3 and 11–5 for accessories and other items authorized for wear on the male ASU dress variation).




**Figure 11-1. Army service uniform, general officer, male**

---



**Figure 11–2. Army service uniform, officer, male**


---



**Figure 11-3. Army service uniform, warrant officer, male**


---






**Figure 11–4. Army service uniform, noncommissioned officer, male**

---




**Figure 11-5. Army service uniform, enlisted, male**

---




**Figure 11–6. Class B Army service uniform, male, long-sleeved shirt and tie**

---



**Figure 11–7. Class B Army service uniform, male, short-sleeved shirt and tie**

---



**Figure 11–8. Class B Army service uniform, male, short-sleeved shirt without tie**

---




Figure 11–9. Army service uniform dress variation, officer, male

---



**Figure 11–10. Army service uniform dress variation, enlisted, male**

---

### **11–3. Accessories**

The following accessories are normally worn with the male ASU and dress variation:

- a.* Bags, backpacks (see para 20–2).
- b.* Belt, black, web waist, brass tip (see para 20–3*c*).
- c.* Boots, combat, black, leather (only when bloused trousers are authorized; not authorized with the dress variation) (see para 20–5*b*).
- d.* Buckle, belt, brass (see para 20–3*e*).
- e.* Buttons (see para 20–6).
- f.* Cape (only officers may wear with the dress variation) (see para 20–7*b*).
- g.* Chaplain’s apparel (see para 20–8).
- h.* Coat, all-weather, black (see para 20–9*b*).
- i.* Cufflinks and studs (only worn with the dress variation) (see para 20–11).
- j.* Gloves.
  - (1) Black, leather, unisex, dress (only worn with the Class A ASU, dress variation, black all-weather coat, or wind-breaker) (see para 20–15*c*).
  - (2) White, dress (only worn with the dress variation) (see para 20–15*d*).
- k.* Hat, drill sergeant (not authorized with the dress variation) (see para 20–16*b*).

- l.* Judge's apparel (see para 20–18).
- m.* MP accessories (not authorized with the dress variation) (see para 20–19).
- n.* Necktie.
  - (1) Bow, black, dress or mess (see para 20–22*a*).
  - (2) Four-in-hand, black, service (see para 20–22*d*).
- o.* Scarf, dress, black (only worn with the black all-weather coat or windbreaker) (see para 20–25*a*).
- p.* Service cap, optional (see para 11–10 and figs 11–11 through 11–14).
- q.* Shirt, white (see para 11–9).
- r.* Shoes, oxford, black (see para 20–27*b*).
- s.* Socks.
  - (1) Tan, green, or black (only worn with boots) (see para 20–28*a*).
  - (2) Black, dress (see para 20–28*b*).
- t.* Sweater.
  - (1) Cardigan, black, unisex (only worn with the Class B ASU) (see para 20–30*a*).
  - (2) Pullover, black, unisex (only worn with the Class B ASU) (see para 20–30*b*).
- u.* Umbrella, black (see para 20–31).
- v.* Undergarments (see para 20–32).
- w.* Windbreaker, black (only worn with the Class B ASU) (see para 20–17*c*).

#### **11–4. Materials**

The male ASU and dress variation will be made of the following materials and shades:

- a. Coat.*
  - (1) 55/45-percent polyester and wool serge, 9.5–10.5 ounce, Army blue 450 or Army blue 150.
  - (2) 55/45-percent polyester and wool tropical, 9 ounce, Army blue 450 or Army blue 150.
  - (3) 55/45-percent polyester and wool gabardine, 10.6 ounce, Army blue 450 or Army blue 150.
  - (4) 55/45-percent polyester and wool elastique, 13.5 ounce, Army blue 450 or Army blue 150.
  - (5) 100-percent wool elastique, 16 ounce, Army blue 450 or Army blue 150.
  - (6) 100-percent polyester, 7.2 ounce, Army blue 450 or Army blue 150.
- b. Trousers.*
  - (1) *General officers.* The trousers and coat will be made in the same material and shade, dark blue in Army shade 150 or 450.
  - (2) *Other officers and enlisted personnel.* The trousers will be made in the same material as the coat, except the color will be light blue in Army shade 151 or 451.
- c. Braid.* The gold braid on the trousers will be 100-percent polyester produced by a certified braid supplier.
- d. Shirts, short- and long-sleeved.* Issue shirts are 65-percent polyester and 35-percent cotton in a herringbone weave with stretch, approximately 4.5-ounce weight, with a durable press and soil release finish in shade Army white 521. The optional shirts are 65-percent polyester and 35-percent cotton in a herringbone weave, approximately 5-ounce weight, with a durable press and soil release finish in shade Army white 521.
- e. Headgear, service cap (optional).* The service cap will be made in the same material and shade as the coat, except that officers also are authorized to wear the service cap in fur felt, 9-ounce weight, dark blue in Army shade 250.

#### **11–5. Insignia, accouterments, decorations, badges, unit awards, and appurtenances**

The following insignia, accouterments, decorations, badges, unit awards, and appurtenances are authorized for wear on the male ASU and dress variation:

- a.* Aiguillette, service (officers only) (not authorized on the Class B ASU) (see para 21–26).
- b.* Airborne background trimming (see para 21–32*b*).
- c.* Branch insignia (not authorized on the Class B ASU) (see paras 21–9 through 21–13).
- d.* Branch of service scarves (not authorized on the dress variation) (see para 21–21).
- e.* Brassards (not authorized on the dress variation) (see para 21–30).
- f.* Decorations and service medal ribbons (see paras 22–6, 22–7, and 22–9).
- g.* Distinctive items for infantry personnel (see para 21–31).
- h.* DUI (not authorized on the dress or Class B ASU) (see para 21–22).
- i.* Foreign badges (see para 22–18).
- j.* Fourragères and lanyards (not authorized on the Class B ASU) (see para 22–10*d*).
- k.* Gold star lapel button (not authorized on the Class B ASU) (see para 22–6*c*).



- l.* Grade insignia (see paras 21–5 through 21–8).
- m.* Headgear insignia (see para 21–3).
- n.* Insignia representing regimental affiliation (optional) (see para 21–23).
- o.* Nameplate (see para 21–25*c*).
- p.* Next of kin lapel button (not authorized on the Class B ASU) (see para 22–6*d*).
- q.* Officer candidate school (OCS) and warrant officer candidate (WOC) insignia (see paras 21–15 and 21–16).
- r.* Organizational flash (see para 21–32*a*).
- s.* Overseas service bars (not authorized on the Class B ASU) (see para 21–29).
- t.* Service stripes (enlisted personnel only) (not authorized on the Class B ASU) (see para 21–28).
- u.* Unit awards (see para 22–10).
- v.* U.S. badges (ID, marksmanship, combat, and special skill) (see paras 22–12, 22–15, 22–16, and 22–17).
- w.* U.S. insignia (not authorized on the Class B ASU) (see para 21–4).

#### **11–6. General guidelines**

- a.* When a specific service uniform is not prescribed for formations or other occasions when uniformity in appearance is not required, Soldiers may wear the Class A ASU or any of the variations of the Class B ASU with the accessories authorized for these uniforms.
- b.* Soldiers will not wear those awards and decorations that they cannot wear properly because of size or configuration. Commanders will not require the wear of optional items, such as windbreakers or sweaters, unless such items are provided to the Soldier without cost.
- c.* Soldiers may purchase and wear the ASU and dress variation in any of the authorized fabrics listed in paragraph 11–4. However, individuals who purchase uniforms or uniform items from commercial sources are responsible for ensuring that the items conform to military specifications or are manufactured in accordance with the policies prescribed by the Uniform Quality Control Program (see AR 670–1 for details). Only those alterations authorized by AR 700–84 and TM 10–227 are authorized.
- d.* Soldiers will wear these uniforms with the shirt tucked into the trousers so that the shirt edge is aligned with the front fly opening, so the outside edge of the belt buckle forms a straight “gig line.”
- e.* Only Soldiers authorized to wear the tan, green, or maroon beret; MP personnel performing MP duties; and those assigned to air assault coded positions may wear bloused (tucked-in or by using blousing rubbers or bands) trousers with black leather combat boots.
- f.* The black scarf and the black leather dress gloves are authorized for wear with the black all-weather coat. Personnel may wear white gloves with the basic uniform.
- g.* Enlisted personnel assigned to units authorized by CTA 50–900 to wear the Army dress uniform as an organizational uniform (such as table of organization and equipment bands, selected honor guards, and other ceremonial units) may wear DUI, MP accessories, and other items authorized by CTA 50–900 when prescribed by the commander.
- h.* The ASU tropical dress variation (Class B with ribbons) is an equivalent Class A or dress variation for hot weather wear. It serves as appropriate wear for parades, ceremonies, reviews (when special honors are being paid), and official visits of foreign dignitaries. The uniform is intended for seasonal hot weather wear only and is not appropriate for wear outside of hot climates. Local commanders will determine the conditions for wear of this uniform. The male ASU tropical dress variation consists of the white, short-sleeved, service uniform shirt (standard issue or lay-flat collar) with accouterments as worn on the jacket, without necktie, and with ASU low-waist trousers with belt loops. In lieu of wearing all authorized ribbons, Soldiers have the option of wearing only three authorized ribbons. Selected ribbons must be worn in order of precedence (for example, Silver Star, Bronze Star, and Purple Heart). Badges and insignia currently authorized for wear on the ASU are authorized to be worn on this variation of the uniform.
- i.* In lieu of wearing all authorized ribbons, Soldiers have the option of wearing three authorized ribbons on the service uniform shirt. Selected ribbons must be worn in order of precedence (for example, Silver Star, Bronze Star, and Purple Heart).

#### **11–7. Coat, Army blue, male**

- a. Design.* The coat will be made from an approved specification or pattern.
- b. General description.* The male Army blue coat is a single-breasted, peak-lapel, four-button coat extending below the crotch, fitting easily over the chest and shoulders, with a slight draped effect in front and back. The coat is fitted slightly at the waist, conforming to the body shape without tightness and with no prominent flare.
- c. Shoulder buttons.*

(1) Officers authorized to wear an aiguillette will attach a 20-ligne button on the left or right outside shoulder seam of the coat, depending upon the position in which the aiguillette is worn.

(2) Officers authorized to wear a fourragere will attach a 20-ligne button on the left shoulder seam, 1/2 inch outside the collar edge.

*d. Shoulder ornamentation and insignia.*

(1) Shoulder straps for officers (see para 21–8b for ornamentation and insignia).

(2) Shoulder loops for enlisted personnel.

(a) A shoulder loop of the same material as the coat is used and attached on each shoulder.

(b) The loop is 2–1/2 inches wide at the outside shoulder edge, 1–1/2 inches wide at the inside collar edge, and piped all around with gold-colored nylon or rayon cord edge braid, 1/8 inch wide. The braid is inserted in the joining seams so it is completely visible around each loop. The loop is sewn on the outside shoulder seam and extends to a point approximately 1/2 inch from the inside collar seam. The loop has a buttonhole 3/8 inch from the inside edge of the braid, which is buttoned to the shoulder with a 25-ligne button.

*e. Coat sleeve ornamentation.* Ornamental braid is worn on both sleeves of the Army blue coat. Gold bullion, synthetic metallic gold, or gold-colored nylon or rayon braid is authorized for officers. Gold-colored nylon or rayon braid is authorized for enlisted personnel. The braid on the trouser legs and the coat sleeve will be of the same material. The bottom of the braid is positioned parallel to and 3 inches above the bottom of each sleeve as follows:

(1) General officers have one 1–1/2-inch gold braid on each sleeve.

(2) For all other officers, each sleeve has a 3/4-inch braid consisting of two 1/4-inch gold braids placed 1/4 inch apart on silk material of the first-named color of their basic branch.

(3) Enlisted personnel have a 1/8-inch soutache braid of gold-colored nylon or rayon on each sleeve.

*f. How worn.* The coat should fit easily over the chest and shoulders. The coat collar should fit close around the neck without gapping or overlapping, with the shirt collar showing at least 1/4 to 1/2 inch above the coat collar at the center back of the coat. The sleeves should fall 1 inch below the bottom of the wristbone, covering the shirt sleeve. The bottom edge of the coat extends 1 inch below the crotch, falling approximately to the tip of the thumb when standing at the position of attention. Coat front and back should be smooth and even at the bottom edges with no protruding or spreading (see TM 10–227 for additional fit guidance).

## **11–8. Trousers, blue**

*a. Design.* The trousers will be made from an approved specification or pattern.

*b. General description.* The low-waist, blue trousers are straight-legged without cuffs, with side and hip pockets. The left hip pocket has a buttonhole tab and button. General officers will wear dark blue trousers. All other personnel will wear light blue trousers.

*c. Trouser leg ornamentation.* Ornamental braid is sewn on each outside seam of the trouser leg from the bottom of the waistband to the bottom of the trouser leg as follows:

(1) General officers have two 1/2-inch wide braids spaced 1/2 inch apart.

(2) All other officers have one 1–1/2-inch wide braid.

(3) Enlisted personnel (corporal through CSM) have one 1–1/2-inch wide braid.

(4) Enlisted personnel (private through specialist) wear no ornamentation on the trousers.

*d. How worn.* The back hem of the trousers should fall approximately midway between the top of the heel and the top of the standard shoe in the back. The bottom of the front crease of the trousers should reach the top of the instep. The trousers may have a slight break in the front. The trousers should be full enough around the hips to prevent the side pockets from spreading. The seat must be an easy fit with no wrinkles below the back waist. Waist should have 1/2 inch of ease. The waistband bottom should fit within 1/2 inch of the top of the hipbone (see TM 10–227 for additional fit guidance).

## **11–9. Shirt, short- and long-sleeved, white, male**

*a. Design.* The white ASU shirt will be made from an approved specification or pattern.

*b. General description.* The shirt is available in both short and long sleeves. The shirt has two plain chest pockets with button through flaps. The shirt has tapered shoulder loops and cuffs. Each shirt will have permanent creases: three creases on the back and one on each front of shirt. The creases will have a continuous appearance on the front through the shirt, front of each pocket and pocket flap. The short-sleeved shirt is a dress style with a convertible collar, collar stand, and yoke. The long-sleeved shirt is a dress style with a standup collar, collar stand, and yoke. The long-sleeved shirt has two button interlined cuffs and is designed to be worn strictly with a tie.

*c. How worn.* The collar should fit snugly, but not uncomfortably. The shirt should fit easily over the back and chest, allowing free use of arms. The sleeve length of the long-sleeved shirt should fall to the lower part of the wristbone. The rise should fit without looseness or constriction (see TM 10–227 for additional fit guidance).

#### **11–10. Service cap, Army blue, male (optional)**

*a. Design.* The cap will be made from an approved specification or pattern in a standard Army design. Officers have the option of wearing the cap frame with a removable cover made of the same material as the rest of the uniform.

*b. General description.* The male service cap is a military-style peaked cap with black visor, rigid standing front, circular rim with hatband, and cap cover of the same shade and material as the coat.

*c. Visor and visor ornamentation.* The visor is plain black leather or poromeric with a leather finish. The visor ornamentation is as follows:

(1) *General and field grade officers.* The top of the visor is black cloth with two arcs of oak leaves in groups of two, embroidered in gold bullion, synthetic metallic gold-colored yarn, or manufactured from anodized aluminum in 24-karat gold color.

(2) *Company grade officers and enlisted personnel.* The top of the visor is plain black shell cordovan or shell cordovan-finished leather, and resin treated with a waterproof edge.

*d. Chinstrap and chinstrap ornamentation.* The chinstrap consists of two straps, each 1/2 inch wide by 10 inches long, with one end of each strap forming a slide, and the other end of each strap fastened to the cap at each end of the visor. The chinstrap ornamentation is as follows:

(1) *Officers.* The chinstrap is natural or light brown, full-grain pigskin or sheepskin, nonbleeding with pointed ends covered with two-vellum gold wire lace or synthetic metallic gold-colored lace or a one-piece strap manufactured from anodized aluminum in 24-karat gold color.

(2) *Enlisted personnel.* The chinstrap is plain black leather matching the visor in appearance with rounded ends. Poromeric with a leather finish is authorized.

*e. Hatband.* All personnel will wear an outside hatband, 1–3/4 inches wide, around the entire outside rim of the cap. The hatband ornamentation follows:

(1) *General officers.* The band is blue-black velvet with two arcs of oak leaves in groups of two, 1 inch long and 3/4 inch wide, embroidered in gold, synthetic metallic gold-colored braid, or gold-colored nylon or rayon.

(2) *All other officers.* The band is grosgrain silk of the first-named color of the officer's basic branch with a band of 1/2-inch, two-vellum gold, synthetic metallic gold, or gold-colored nylon or rayon braid placed at the top and bottom of the hatband. If the officer's branch has two colors, 1/8-inch piping of the second color is placed on the inside edges of the gold braid.

(3) *Enlisted personnel.* The band is basketweave mohair braid matching the shade of the cap material with a band of 1/2-inch, two-vellum gold-colored nylon, rayon, or polyester braid placed at the top part of the hatband.


*f. Service cap insignia.* Insignia is worn on the Army blue service cap secured through the front eyelet (see para 21–3b for a description of service cap insignia).

*g. Wear.*

(1) Corporals and above may wear the service cap as an optional headgear with the ASU. The beret is the primary headgear worn with the ASU by all Soldiers unless the commander directs wear of the service cap (for corporal and above).

(2) Personnel are not required to wear headgear when wearing the dress variation as a formal uniform to formal evening social functions (after retreat). However, on all other occasions, personnel will wear headgear with this uniform.

*h. How worn.* The service cap is worn straight on the head so that the braid hatband on the service cap creates a straight line around the head, parallel to the ground. Such positioning automatically positions the visor correctly so that it does not interfere with vision or ride up on the forehead. Personnel will not alter the shape of the service cap in any manner.



**Figure 11–11. Service cap, Army blue, general officers (optional)**

---



**Figure 11–12. Service cap, Army blue, field grade officers (optional)**

---




Figure 11–13. Service cap, Army blue, company grade officers (optional)

---




Figure 11–14. Service cap, Army blue, enlisted (optional)

---

## Chapter 12

### Army Service Uniform and Dress Variation—Female

#### 12–1. Classification

The female ASU and optional dress variation for female Soldiers as prescribed by the commander.

#### 12–2. Composition

- a. The female ASU and dress variation consist of the following:
  - (1) Coat, Army blue, female (Army blue 450 or 150) (see para 12–7).
  - (2) Slacks (see para 12–8).
    - (a) Light blue (Army blue 451 or 151).
    - (b) Dark blue (general officers only) (Army blue 450 or 150).


- (3) Skirt, blue (optional) (Army blue 450 or 150) (see para 12–9).
- (4) Shirt, white, short- or long-sleeved (see para 12–10).
- (5) Neck tab, black, service (see para 20–21*b*).
- (6) Undergarments (see para 20–32).
- (7) Belt, black, web waist, brass tip; and buckle, belt, brass (see paras 20–3*c* and 20–3*e*).
- (8) Headgear (see paras 12–11 and 20–4).
- (9) Footwear (see para 20–27).
- (10) Socks or stockings (see para 20–28).

*b.* The variations of the female ASU are as follows:

(1) The female Class A ASU includes the Army blue coat, slacks or skirt (optional), white short- or long-sleeved shirt, and black service neck tab (see figs 12–1 through 12–5 and 12–8). The beret is the standard headgear worn with this uniform (see paras 12–3 and 12–5 for accessories and other items authorized for wear on the female Class A ASU).

(2) The female Class B ASU includes the Army blue slacks or skirt (optional) and white short- or long-sleeved shirt. Soldiers will wear a black service neck tab with the long-sleeved white shirt (see figs 12–6 and 12–7). The beret is the standard headgear worn with this uniform (see paras 12–3 and 12–5 for accessories and other items authorized for wear on the female Class B ASU).

(3) The female ASU dress variation includes the Army blue coat, slacks or skirt (optional), long-sleeved white shirt, and black service neck tab. When this uniform is worn for evening social occasions (after retreat), headgear is not required. Combat boots and organizational items (such as brassards and MP accessories) are not authorized for wear with the female ASU dress variation (see fig 12–8) (see paras 12–3 and 12–5 for accessories and other items authorized for wear on the female ASU dress variation).



**Figure 12–1. Army service uniform, general officer, female**

---




Figure 12–2. Army service uniform, officer, female

---






Figure 12–3. Army service uniform, warrant officer, female

---





Figure 12–4. Army service uniform, noncommissioned officer, female

---



**Figure 12–5. Army service uniform, enlisted, female**

---

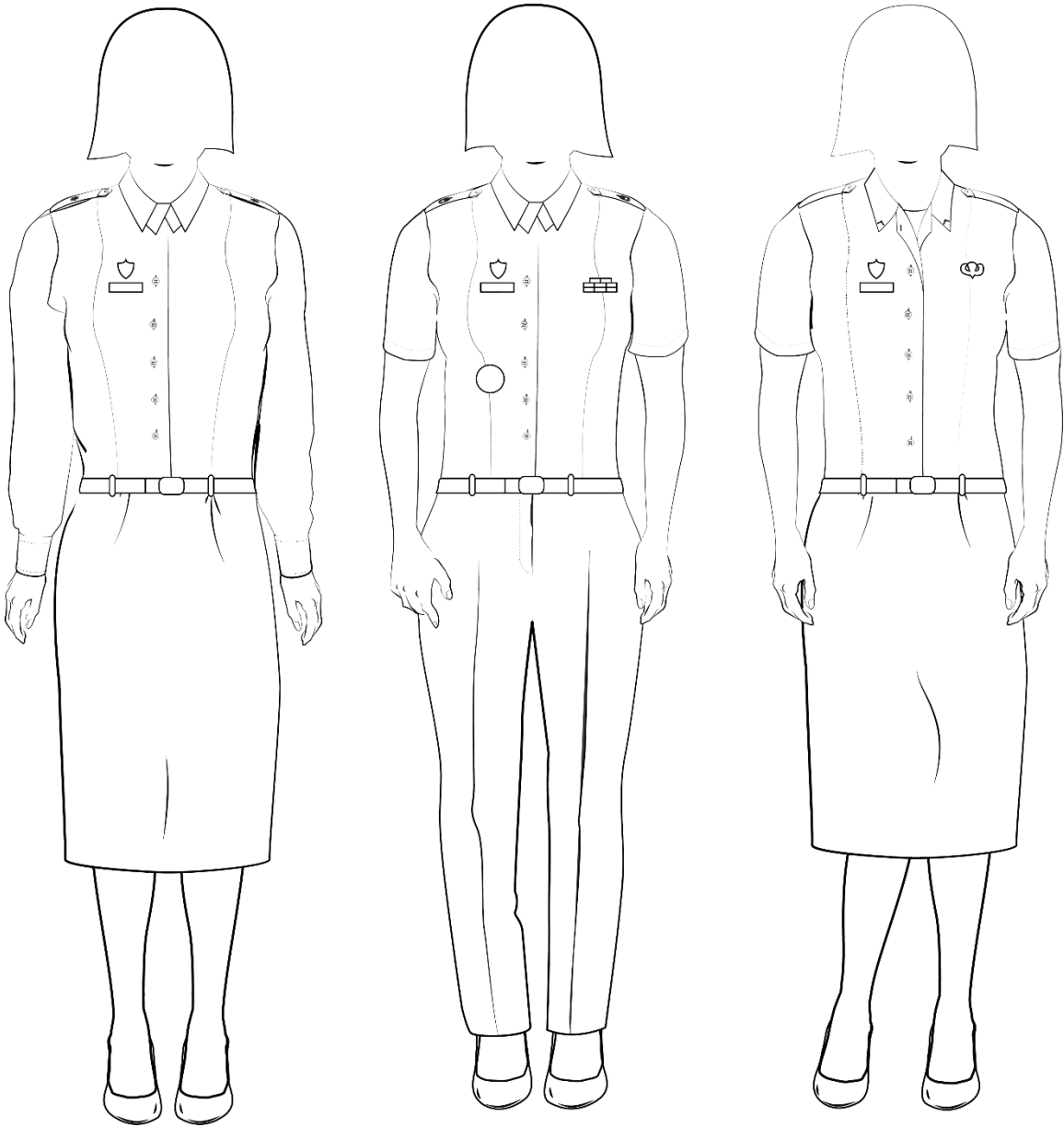
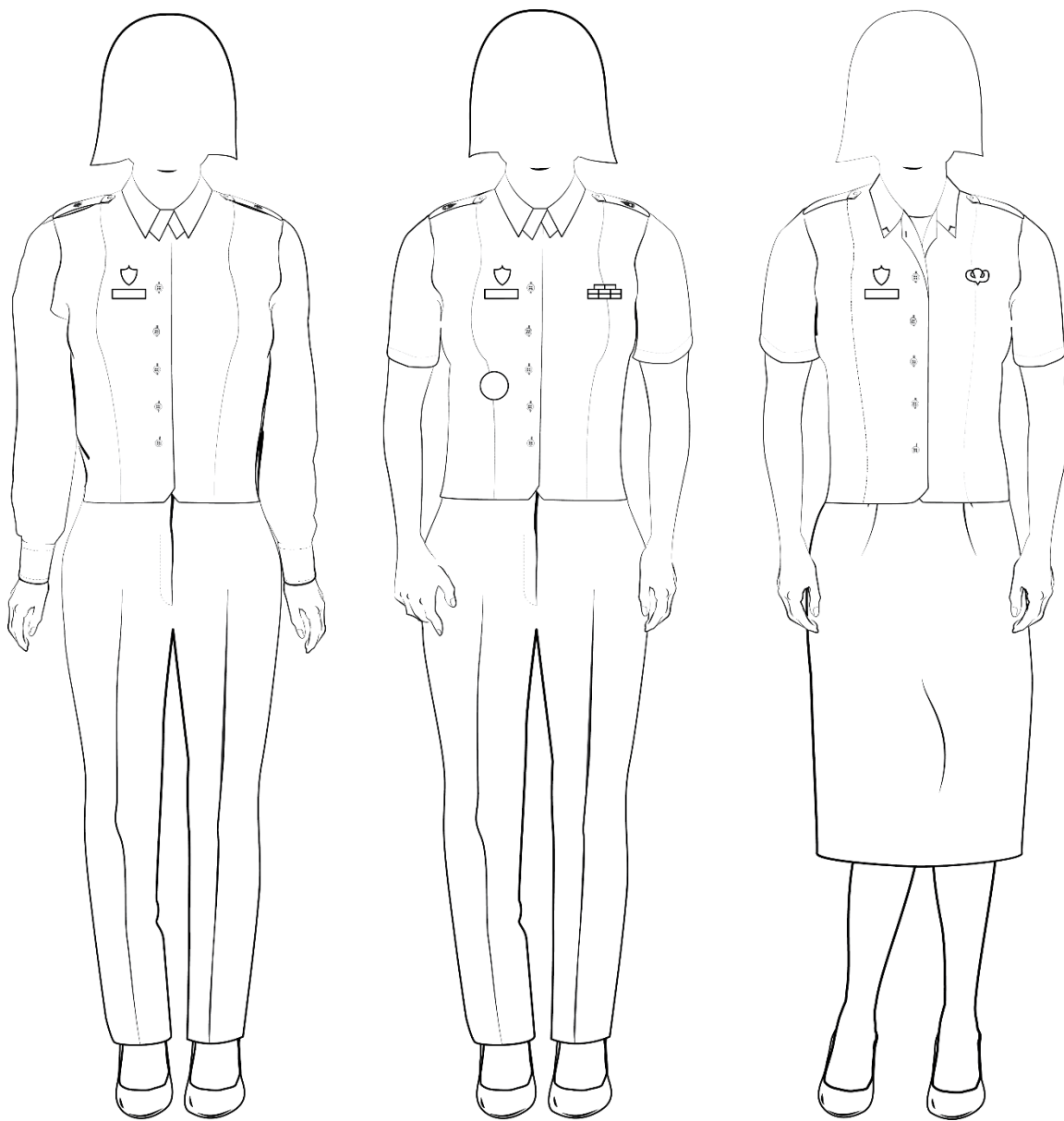


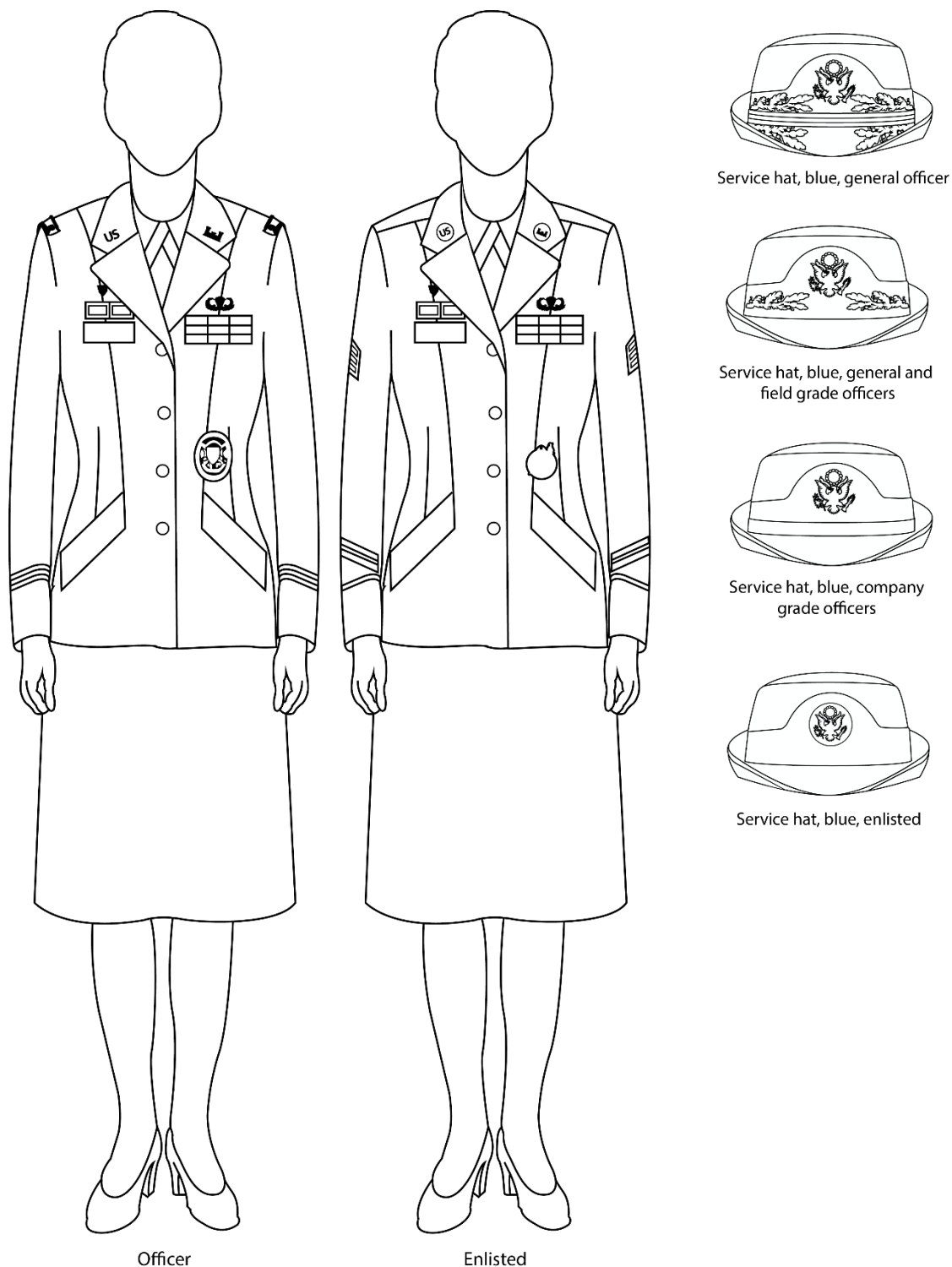
Figure 12–6. Class B variations of the Army service uniform, female

---



**Figure 12–7. Class B variations of the Army service uniform, female—continued**

---



**Figure 12-8. Army service uniform dress variation, female**

### 12-3. Accessories

The following accessories are normally worn with the female ASU and dress variation:

- a. Bags, backpacks, and handbags (see para 20-2).
- b. Belt, black web waist, brass tip (see para 20-3c).

- c. Boots, combat, black, leather (only when bloused slacks are authorized; not authorized with the dress variation) (see para 20–5b).
- d. Buckle, belt, brass (see para 20–3e).
- e. Buttons (see para 20–6).
- f. Cape (only officers may wear with the dress variation) (see para 20–7a).
- g. Chaplain’s apparel (see para 20–8).
- h. Coat, all-weather, black (see para 20–9b).
- i. Gloves.
  - (1) Black, leather, unisex, dress (only when worn with the Class A ASU, dress variation, black all-weather coat, or windbreaker) (see para 20–15c).
  - (2) White, dress (only worn with the dress variation) (see para 20–15d).
- j. Hat, drill sergeant (not authorized with the dress variation) (see para 20–16a).
- k. Judge’s apparel (see para 20–18).
- l. MP accessories (not authorized with the dress variation) (see para 20–19).
- m. Neck tab, black, service (see para 20–21b).
- n. Scarf, dress, black (only worn with the black all-weather coat or windbreaker) (see para 20–25a).
- o. Service hat, optional (see para 12–11 and fig 12–8).
- p. Shirt, white (see para 12–10).
- q. Shoes.
  - (1) Oxford, black, female (see para 20–27e).
  - (2) Pumps, black (optional) (see para 20–27).
- r. Skirt, blue (optional) (see para 12–9).
- s. Socks (worn with the slacks only).
  - (1) Tan, green, or black (only worn with boots only) (see para 20–28a).
  - (2) Black, dress (see para 20–28b).
  - (3) Stockings, sheer (see para 20–28d).
- t. Sweater.
  - (1) Cardigan, black, unisex (only worn with the Class B ASU) (see para 20–30a).
  - (2) Pullover, black, unisex (only worn with the Class B ASU) (see para 20–30b).
- u. Umbrella, black (see para 20–31).
- v. Undergarments (see para 20–32).
- w. Windbreaker, black (only worn with the Class B ASU) (see para 20–17c).

#### 12–4. Materials

The female ASU and dress variation will be made of the following materials and shades:

- a. *Coat and skirt.* The coat and skirt will be made in the same material and shade.
  - (1) 55/45-percent polyester and wool serge, 9.5–10.5 ounce, Army blue 450 or Army blue 150.
  - (2) 55/45-percent polyester and wool tropical, 9 ounce, Army blue 450 or Army blue 150.
  - (3) 55/45-percent polyester and wool gabardine, 10.6 ounce, Army blue 450 or Army blue 150.
  - (4) 55/45-percent polyester and wool elastique, 13.5 ounce, Army blue 450 or Army blue 150.
  - (5) 100-percent wool elastique, 16 ounce, Army blue 450 or Army blue 150.
  - (6) 100-percent polyester, 7.2 ounce, Army blue 450 or Army blue 150.
- b. *Slacks.*
  - (1) *General officers.* The slacks, skirt, and coat will all be made in the same material and shade, dark blue in Army shade 150 or 450.
  - (2) *Other officers and enlisted personnel.* The slacks will be made in the same material as the skirt and coat, except the color will be light blue in Army shade 151 or 451.
- c. *Braid.* The gold braid on the slacks will be 100-percent polyester produced by a certified braid supplier.
- d. *Shirts, short- and long-sleeved.* Issue tuck-in shirts are 65-percent polyester and 35-percent cotton in a herringbone weave with stretch, approximately 4.5-ounce weight, with a durable press and soil release finish in shade Army white 521. The optional overblouses are 65-percent polyester and 35-percent cotton in a herringbone weave, approximately 5-ounce weight, with a durable press and soil release finish in shade Army white 521.
- e. *Headgear, service hat (optional).* The service hat will be made in the same material and shade as the coat, except that officers also are authorized to wear the service hat in fur felt, 9-ounce weight, dark blue in Army shade 250.

## **12-5. Insignia, accouterments, decorations, badges, unit awards, and appurtenances**

The following insignia, accouterments, decorations, badges, unit awards, and appurtenances are authorized for wear on the female ASU and dress variation:

- a.* Aiguillette, service (officers only) (not authorized on the Class B ASU) (see para 21-26).
- b.* Airborne background trimming (see para 21-32*b*).
- c.* Branch insignia (not authorized on the Class B ASU) (see paras 21-9 through 21-13).
- d.* Branch of service scarves (not authorized on the dress variation) (see para 21-21).
- e.* Brassards (not authorized on the dress variation) (see para 21-30).
- f.* Decorations and service medal ribbons (see paras 22-6, 22-7, and 22-9).
- g.* Distinctive items for infantry personnel (see para 21-31).
- h.* DUI (not authorized on the dress variation or Class B ASU) (see para 21-22).
- i.* Foreign badges (see para 22-18).
- j.* Fourragères and lanyards (not authorized on the Class B ASU) (see para 22-10*d*).
- k.* Gold star lapel button (not authorized on the Class B ASU) (see para 22-6*c*).
- l.* Grade insignia (see paras 21-5 through 21-8).
- m.* Headgear insignia (see para 21-3).
- n.* Insignia representing regimental affiliation (optional) (see para 21-23).
- o.* Nameplate (see para 21-25*c*).
- p.* Next of kin lapel button (not authorized on the Class B ASU) (see para 22-6*d*).
- q.* OCS and WOC insignia (see paras 21-15 and 21-16).
- r.* Organizational flash (see para 21-32*a*).
- s.* Overseas service bars (not authorized on the Class B ASU) (see para 21-29).
- t.* Service stripes (enlisted personnel only) (not authorized on the Class B ASU) (see para 21-28).
- u.* Unit awards (see para 22-10).
- v.* U.S. badges (ID, marksmanship, combat, and special skill) (see paras 22-12, 22-15, 22-16, and 22-17).
- w.* U.S. insignia (not authorized on the Class B ASU) (see para 21-4).

## **12-6. General guidelines**

*a.* When a specific service uniform is not prescribed for formations or other occasions when uniformity in appearance is not required, Soldiers may wear the Class A ASU or any of the variations of the Class B ASU with the accessories authorized for these uniforms.

*b.* Soldiers will not wear those awards and decorations that they cannot wear properly because of size or configuration. Commanders will not require the wear of optional items, such as windbreakers or sweaters, unless such items are provided to the Soldier without cost.

*c.* Soldiers may purchase and wear the ASU and dress variation in any of the authorized fabrics listed in paragraph 12-4. However, individuals who purchase uniforms or uniform items from commercial sources are responsible for ensuring that the items conform to military specifications or are manufactured in accordance with the policies prescribed by the Uniform Quality Control Program (see AR 670-1 for details). Only those alterations authorized by AR 700-84 and TM 10-227 are authorized.

*d.* Unless wearing the optional overblouse shirt, Soldiers will wear these uniforms with the shirt tucked into the slacks so that the shirt edge is aligned with the front fly opening, so the outside edge of the belt buckle forms a straight “gig line.” The overblouse version of the shirt is worn outside the slacks or skirt.

*e.* Only Soldiers authorized to wear the tan, green, or maroon beret; MP personnel performing MP duties; and those assigned to air assault coded positions may wear bloused (tucked-in or by using blousing rubbers or bands) slacks with black leather combat boots.

*f.* The skirt is worn no shorter than 1 inch above or longer than 2 inches below the crease in the back of the knee.

*g.* The black scarf and the black leather dress gloves are authorized for wear with the black all-weather coat. Personnel may wear white gloves with the basic uniform.

*h.* Female Soldiers may carry the black leather handbag during duty or after duty hours. However, they may carry the black fabric handbag only after duty hours. Black pumps and sheer stockings are the authorized footwear for this uniform. After duty hours, personnel may wear the black fabric pumps with this uniform.

*i.* Enlisted personnel assigned to units authorized by CTA 50-900 to wear the Army dress uniform as an organizational uniform (such as table of organization and equipment bands, selected honor guards, and other ceremonial units) may wear DUI, MP accessories, and other items authorized by CTA 50-900, when prescribed by the commander.

*j.* The ASU tropical dress variation (Class B with ribbons) is an equivalent Class A or dress variation for hot weather wear. It serves as appropriate wear for parades, ceremonies, reviews (when special honors are being paid),



and official visits of foreign dignitaries. The uniform is intended for seasonal hot weather wear only and is not appropriate for wear outside of hot climates. Local commanders will determine the conditions for wear of this uniform. The female ASU tropical dress variation consists of the white, short-sleeved, service uniform shirt (standard issue or lay-flat collar) with accouterments as worn on the jacket, without neck tab, and with either ASU low-waist slacks or ASU skirt. In lieu of wearing all authorized ribbons, Soldiers have the option of wearing only three authorized ribbons. Selected ribbons must be worn in order of precedence (for example, Silver Star, Bronze Star, and Purple Heart). Badges and insignia currently authorized for wear on the ASU are authorized to be worn on this variation of the uniform.

k. In lieu of wearing all authorized ribbons, Soldiers have the option of wearing three authorized ribbons on the service uniform shirt. Selected ribbons must be worn in order of precedence (for example, Silver Star, Bronze Star, and Purple Heart).

## **12-7. Coat, Army blue, female**

a. *Design.* The coat will be made from an approved specification or pattern.

b. *General description.* The female Army blue coat is a single-breasted, four-button, hip-length coat with two slanted flap front pockets, button-down shoulder loops, notched collar, and side-body construction.

c. *Shoulder buttons.*

(1) Officers authorized to wear an aiguillette will attach a 21-ligne button on the left or right outside shoulder seam of the coat, depending upon the position in which the aiguillette is worn.

(2) Officers authorized to wear a fourragere will attach a 21-ligne button on the left shoulder seam, 1/2 inch outside the collar edge.

d. *Shoulder ornamentation and insignia.*

(1) Shoulder straps for officers (see para 21-8b for ornamentation and insignia).

(2) Shoulder loops for enlisted personnel.

(a) A shoulder loop of the same material as the coat is used and attached to each shoulder.

(b) The loop is 2-1/2 inches wide at the outside shoulder edge, 1-1/2 inches wide at the inside collar edge, and piped all around with gold-colored nylon or rayon cord edge braid, 1/8 inch wide. The braid is inserted in the joining seams so it is completely visible around each loop. The loop is sewn on the outside shoulder seam and extends to a point approximately 1/2 inch from the inside collar seam. The loop has a buttonhole 3/8 inch from the inside edge of the braid, which is buttoned to the shoulder with a 25-ligne button.

e. *Coat sleeve ornamentation.* Ornamental braid is worn on both sleeves of the Army blue coat. Gold bullion, synthetic metallic gold, or gold-colored nylon or rayon braid is authorized for officers. Gold-colored nylon or rayon braid is authorized for enlisted personnel. The braid on the slacks and the coat sleeve will be of the same material. The bottom of the braid is positioned parallel to and 3 inches above the bottom of each sleeve as follows:

(1) General officers have one 1-1/2-inch gold braid on each sleeve.

(2) For all other officers, each sleeve has a 3/4-inch braid consisting of two 1/4-inch gold braids placed 1/4 inch apart on silk material of the first-named color of their basic branch.

(3) Enlisted personnel have a 1/8-inch soutache braid of gold-colored nylon or rayon on each sleeve.

f. *How worn.* The coat should fit smoothly across shoulders and across bust without strain. The bottom button of the coat should fall approximately 1 inch below the natural waistline, fitting easily over the hips and conforming to waistline curve without blousing. The sleeves should fall 1 inch below the bottom of the wristbone, covering the shirt sleeve. The coat front, below the waist, must overlap without pulling or gaping so the front of the coat will present a straight line from the top button to the coat hem. The back vent must also overlap without pulling or gaping (see TM 10-227 for additional fit guidance).

## **12-8. Slacks, blue**

a. *Design.* The slacks will be made from an approved specification or pattern.

b. *General description.* The slacks are straight-legged with slightly flared bottoms and a zipper front closure on the center front. The slacks have two side pockets. General officers will wear dark blue slacks. All other personnel will wear light blue slacks.

c. *Slack leg ornamentation.* Ornamental braid is sewn on each outside seam of the slack leg from the bottom of the waistband to the bottom of slack leg as follows:

(1) General officers have two 1/2-inch, two-vellum gold, synthetic metallic gold, or gold-colored nylon or rayon braids spaced 1/2 inch apart.

(2) All other officers have one 1-inch, two-vellum gold, synthetic metallic gold, or gold-colored nylon or rayon braid.

- (3) Enlisted personnel (corporal and above) have one 1-inch gold-colored nylon or rayon braid.
- (4) Enlisted personnel (specialist and below) wear no ornamentation on the outside of the seam of the slack leg.
- d. Social functions.* Female personnel are authorized to wear the Army blue slacks or skirt (optional) for social functions when the dress variation is worn.
- e. How worn.* The slacks should fit easily over the hips and snugly at the waist where the side pockets lay flat without bulging. The center of the waistband should be at the natural waistline. The crotch of the slacks should not bind, but it should fit with a slight ease and allow for squatting and bending. The bottom of the slacks will reach the top of the instep in the front and reach a point approximately midway between the top of the heel and the top of the oxford shoe in the back (when wearing the optional pump, this may vary slightly depending on heel height) (see TM 10–227 for additional fit guidance).

#### **12–9. Skirt, blue (optional)**

- a. Design.* The skirt will be made from an approved specification or pattern.
- b. General description.* There are two optional skirt styles.
  - (1) *Standard skirt.* The skirt is a dress type with a one-piece set-on waistband, zipper closure at center back, a waistband extension piece on left side of waistband closure, a rubberized nonslip tape on inside of waistband, a back slide fastener, two front and two back darts, an on-seam waistband pocket on the right front (with pocket opening on outside of the skirt), a back open pleat finishing right over left. The lining is free hanging full lining, attached to the skirt at the waistband with a closed inverted pleat in the lining. It is designed to fit smoothly, but not tightly around the hips, seat, and waist, with a slight fullness for comfort.
  - (2) *Double seam skirt.* The skirt is a dress type, knee-length with a three-piece front and a three-piece back, slightly flared, with a waistband and zipper closure on the left side. It is designed to fit smoothly, but not tightly around the hips, seat, and waist, with a slight fullness for comfort.
- c. How worn.* The skirt should fall between 1 inch above and 2 inches below the midpoint of the knee, and the length of back vent will not be less than 5 inches long. The skirt viewed from the front and back should continue the slender lines of the coat, tapered slightly at the sides (see TM 10–227 for additional fit guidance).

#### **12–10. Shirt, short- and long-sleeved, white, female**

- a. Design.* The white ASU shirt will be made from an approved specification or pattern.
- b. General description.*
  - (1) *Issue shirt.* The shirt is a tuck-in design, available in both short and long sleeves. It has a two-piece front with princess-style seams and a one-piece back. The shirt has a convertible collar with collar stays attached to the under-collar. The shirt has two button-down tapered shoulder loops. The long-sleeved shirt has bound sleeve openings, sleeve pleats, and cuffs with two buttons for adjustment. Each shirt has three permanent creases on the back of the shirt.
  - (2) *Optional shirt.* The overblouse is short- or long-sleeved, semi-fitted hip-length style with front princess seams and a three-piece back. The overblouse has shoulder loops, convertible collar, and a six-button front.
- c. How worn.* The collar should fit the neck without bulging. The shirt should fit comfortably over the bust without strain or gaping between buttons and smoothly across the back and shoulders without tightness or wrinkles. There should be enough room around the back and shoulders to allow free use of arms without discomfort. The shirt front should overlap below the waist without pulling or gaping. It should fit snugly at the waist and smoothly over the hips conforming to the waistline curve with minimal blousing. The sleeve length of the long-sleeved shirt should fall to the lower part of the wristbone (see TM 10–227 for additional fit guidance).

#### **12–11. Service hat, Army blue, female (optional)**

- a. Design.* The hat will be made from an approved specification or pattern, in a standard Army design.
- b. General description.* The female service hat has an oval-shaped crown, an all-over stitched brim rolled back and straight at front. There are two different hat designs—
  - (1) Embroidered brims for wear by general officers.
  - (2) Plain brims for wear by all other officers and enlisted personnel.
- c. Hatband.* The detachable hatband has three rows of stitching of matching thread at the top of the band, elastic back, and ornamentation as follows:
  - (1) *General officers (optional purchase).* The hat has two arcs of oak leaves, grouped in twos, embroidered in synthetic metallic gold. The hatband also has a 1/4-inch wide, synthetic gold braid sewn along the bottom edge of the hatband.
  - (2) *General and field grade officers.* The hat has two arcs of laurel leaves grouped in twos, embroidered in gold bullion, synthetic metallic gold-colored braid, or gold-colored nylon or rayon braid.

(3) *Company grade officers.* The hat has a band of 1/2-inch, two-velum gold or gold-colored synthetic metallic braid or gold-colored nylon or rayon braid placed on the bottom edge of the hatband.

(4) *Enlisted personnel.* There is no ornamentation on the hatband.

d. *Service hat insignia.* Insignia is worn on the Army blue service hat centered and secured through the hatband (see para 21–3c for a description of service hat insignia).

e. *Wear.*

(1) Corporals and above may wear the service hat as an optional headgear with the ASU. The beret is the primary headgear worn with the ASU by all Soldiers unless the commander directs wear of the service hat (for corporal and above).

(2) Personnel are not required to wear headgear when wearing the dress variation to evening social functions (after retreat). However, on all other occasions personnel will wear headgear with the ASU.

f. *How worn.* The service hat is worn straight on the head so that the hatband creates a straight line around the head, parallel to the ground. Hair will not be visible below the front brim of the hat and there should be 1/2 to 1 inch distance between the eyebrow and the brim of the hat.

## Chapter 13

### Army Service Uniform—Maternity

#### 13–1. Classification

The Army service uniform-maternity (ASU–M) is an optional dress variation for pregnant Soldiers as prescribed by the commander.

#### 13–2. Composition

a. The ASU–M and dress variation consist of the following:

(1) Tunic, Army blue (Army blue 450 or 150) (see para 13–7).

(2) Slacks (see para 13–8).

(a) Light blue (Army blue 451 or 151).

(b) Dark blue (general officers only) (Army blue 450 or 150).

(3) Skirt, blue (optional) (Army blue 450 or 150) (see para 13–9).

(4) Shirt, white, short- or long-sleeved (see para 13–10).

(5) Neck tab (see para 20–21).

(6) Undergarments (see para 20–32).

(7) Headgear (see paras 12–11 and 20–4).

(8) Footwear (see para 20–27).

(9) Socks or stockings (see para 20–28).

b. The variations of the ASU–M and dress variation are as follows:

(1) The Class A ASU–M includes the Army blue tunic, slacks or skirt (optional), white short- or long-sleeved shirt, and neck tab (see fig 13–1). The beret is standard headgear worn with this uniform (see paras 13–3 and 13–5 for accessories and other items authorized for wear on the Class A ASU–M).

(2) The Class B ASU–M includes the Army blue slacks or skirt (optional) and white short- or long-sleeved shirt. Soldiers will wear a neck tab with the long-sleeved white shirt (see fig 13–2). The beret is standard headgear worn with this uniform (see paras 13–3 and 13–5 for accessories and other items authorized for wear on the Class B ASU–M).

(3) The ASU–M dress variation includes the Army blue tunic and skirt (optional), long-sleeved white shirt, and neck tab. When this uniform is worn for evening social occasions (after retreat), headgear is not required. Combat boots and organizational items (such as brassards and MP accessories) are not authorized for wear with the ASU–M dress variation (see paras 13–3 and 13–5 for accessories and other items authorized for wear on the ASU–M dress variation).

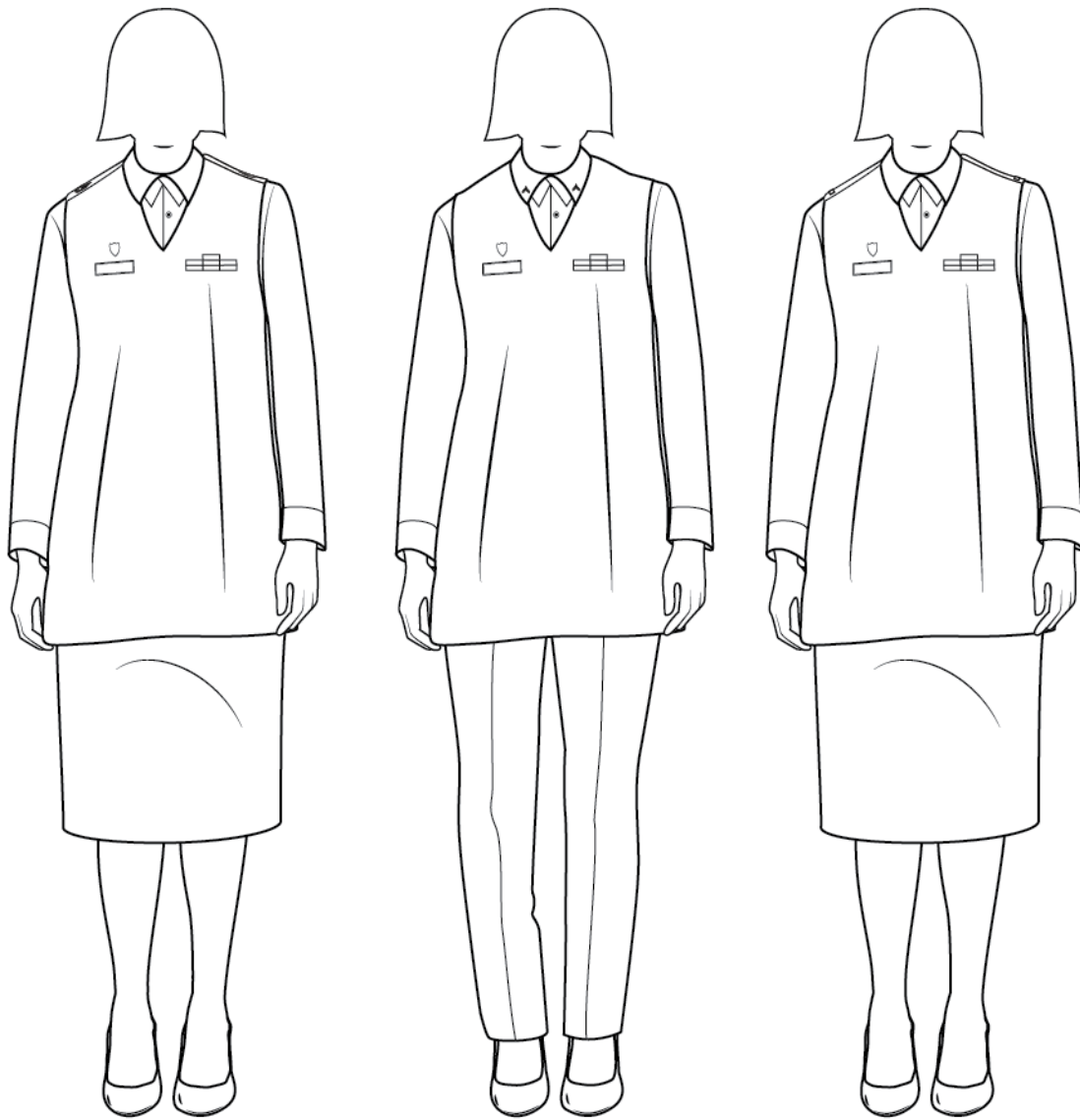
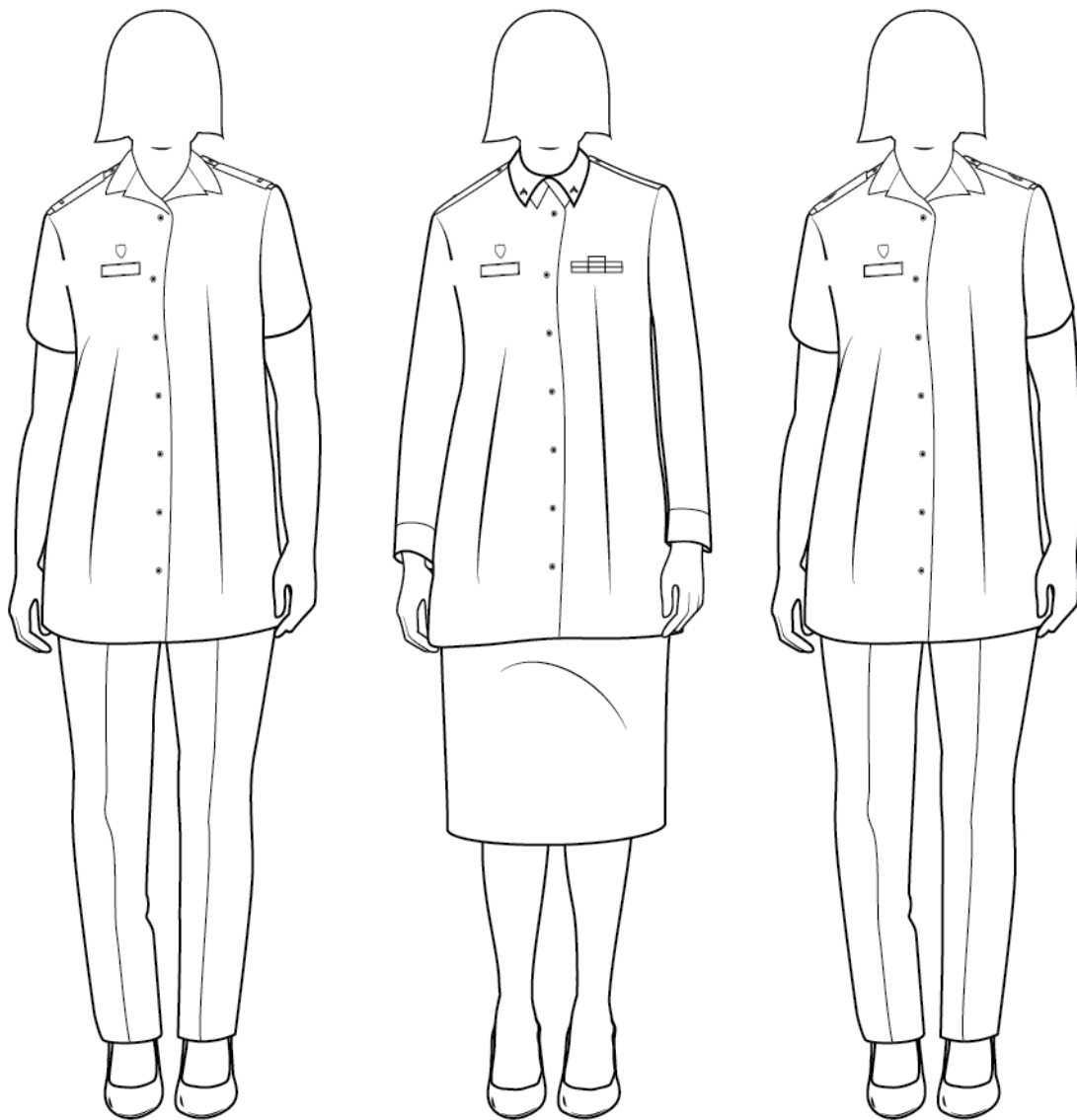


Figure 13-1. Class A Army service uniform-maternity

---



**Figure 13-2. Class B Army service uniform-maternity**

---

### **13-3. Accessories**

The following accessories are normally worn with the ASU-M and dress variation:

- a.* Bags, backpacks, and handbags (see para 20-2).
- b.* Boots, combat, black, leather (only when bloused slacks are authorized; not authorized with the dress variation) (see para 20-5*b*).
- c.* Cape (only officers may wear with the dress variation) (see para 20-7*b*).
- d.* Chaplain's apparel (see para 20-8).
- e.* Coat, all-weather, black (see para 20-9*b*).
- f.* Gloves.
  - (1) Black, leather, unisex, dress (only worn with the Class A ASU-M, dress variation, black all-weather coat, or windbreaker) (see para 20-15*c*).
  - (2) White, dress (only worn with the dress variation) (see para 20-15*d*).
- g.* Hat, drill sergeant (not authorized with the dress variation) (see para 20-16*a*).
- h.* Judge's apparel (see para 20-18).
- i.* MP accessories (not authorized with the dress variation) (see para 20-19).

- j. Neck tab (see para 20–21).
- k. Scarf, dress, black (only worn with the black all-weather coat or windbreaker) (see para 20–25a).
- l. Service hat, optional (see para 12–11 and fig 12–8).
- m. Shirt, white (see para 13–10).
- n. Shoes.
  - (1) Oxford, black, female (see para 20–27e).
  - (2) Pumps, black (optional) (see para 20–27).
- o. Skirt, blue (optional) (see para 13–9).
- p. Socks (worn with the slacks only).
  - (1) Tan, green, or black (only worn with boots) (see para 20–28a).
  - (2) Black, dress (worn with slacks only) (see para 20–28b).
  - (3) Stockings, sheer (see para 20–28d).
- q. Sweater.
  - (1) Cardigan, black, unisex (only worn with the Class B ASU–M) (see para 20–30a).
  - (2) Pullover, black, unisex (only worn with the Class B ASU–M) (see para 20–30b).
- r. Umbrella, black (see para 20–31).
- s. Undergarments (see para 20–32).
- t. Windbreaker, black (only worn with the Class B ASU–M) (see para 20–17c).

#### 13–4. Materials

The ASU–M and dress variation will be made of the following materials and shades:

- a. *Tunic and skirt.* The tunic and skirt are made of 100-percent texturized polyester in Army blue 150 or 450.
- b. *Slacks.*
  - (1) *General officers.* The slacks, skirt, and tunic will all be made in the same material and shade, dark blue in Army shade 150 or 450.
  - (2) *Other officers and enlisted personnel.* The slacks will be made in the same material as the skirt and tunic, except the color will be light blue in Army shade 151 or 451.
- c. *Braid.* The gold braid on the slacks will be 100-percent polyester produced by a certified braid supplier.
- d. *Shirts, short- and long-sleeved.* The maternity shirt will be made in 65-percent polyester and 35-percent cotton in shade Army white 521.
- e. *Headgear, service hat (optional).* The service hat will be made in the same material and shade as the coat, except that officers also are authorized to wear the service hat in fur felt, 9-ounce weight, dark blue in Army shade 250.

#### 13–5. Insignia, accouterments, decorations, badges, unit awards, and appurtenances

The following insignia, accouterments, decorations, badges, unit awards, and appurtenances are authorized for wear on the ASU–M and dress variation:

- a. Aiguillette, service (officers only) (not authorized on the Class B ASU–M) (see para 21–26).
- b. Airborne background trimming (see para 21–32b).
- c. Branch of service scarves (not authorized on the dress variation) (see para 21–21).
- d. Brassards (not authorized on the dress variation) (see para 21–30).
- e. Decorations and service medal ribbons (see paras 22–6, 22–7, and 22–9).
- f. Distinctive items for infantry personnel (see para 21–31).
- g. DUI and RDI (optional). Worn centered above nameplate. DUI authorized for wear in RDI position for ASU–M (see fig 21–141 and paras 21–22 and 21–23).
- h. Foreign badges (see para 22–18).
- i. Fourrageres and lanyards (not authorized on the Class B ASU–M) (see para 22–10d).
- j. Grade insignia (see paras 21–5 through 21–8).
- k. Headgear insignia (see para 21–3).
- l. Nameplate (see para 21–25c).
- m. Organizational flash (see para 21–32a).
- n. Unit awards (see para 22–10).
- o. U.S. badges (ID, marksmanship, combat, and special skill) (see paras 22–12, 22–15, 22–16, and 22–17).

### 13–6. General guidelines

a. When a specific service uniform is not prescribed for formations or other occasions when uniformity in appearance is not required, Soldiers may wear the Class A ASU–M or any of the variations of the Class B ASU–M with the accessories authorized for these uniforms.

b. Soldiers will not wear those awards and decorations that they cannot wear properly because of size or configuration. Commanders will not require the wear of optional items, such as windbreakers or sweaters, unless such items are provided to the Soldier without cost.

c. This uniform is worn with the maternity shirt outside the skirt and slacks with or without the maternity tunic. Pregnant Soldiers may wear the black all-weather coat unbuttoned, if necessary.

d. Only Soldiers authorized to wear the tan, green, or maroon beret; MP personnel performing MP duties; and those assigned to air assault coded positions may wear bloused (tucked-in or by using blousing rubbers or bands) slacks with black leather combat boots.

e. The skirt is worn no shorter than 1 inch above or longer than 2 inches below the crease in the back of the knee.

f. The black scarf and the black leather dress gloves are authorized for wear with the black all-weather coat. Personnel may wear white gloves with the basic uniform.

g. Female Soldiers may carry the black leather handbag during duty or after duty hours. However, they may carry the black fabric handbag only after duty hours. Black pumps and sheer stockings are the authorized footwear for this uniform. After duty hours, personnel may wear the black fabric pumps with this uniform.

h. Enlisted personnel assigned to units authorized by CTA 50–900 to wear the Army dress uniform as an organizational uniform (such as table of organization and equipment bands, selected honor guards, and other ceremonial units) may wear DUI, MP accessories, and other items authorized by CTA 50–900, when prescribed by the commander.

i. The ASU–M tropical dress variation (Class B with ribbons) is an equivalent Class A or dress variation for hot weather wear. It serves as appropriate wear for parades, ceremonies, reviews (when special honors are being paid), and official visits of foreign dignitaries. The uniform is intended for seasonal hot weather wear only and is not appropriate for wear outside of hot climates. Local commanders will determine the conditions for wear of this uniform. The ASU–M tropical dress variation consists of the white, short-sleeved, service uniform shirt (standard issue or lay-flat collar) with accouterments as worn on the jacket, without neck tab, and with either ASU–M straight-legged slacks with an elastic waistband and nylon-knit, stretch-front panel or ASU skirt (optional). In lieu of wearing all authorized ribbons, Soldiers have the option of wearing only three authorized ribbons. Selected ribbons must be worn in order of precedence (for example, Silver Star, Bronze Star, and Purple Heart). Badges and insignia currently authorized for wear on the ASU are authorized to be worn on this variation of the uniform.

j. In lieu of wearing all authorized ribbons, Soldiers have the option of wearing three authorized ribbons on the service uniform shirt. Selected ribbons must be worn in order of precedence (for example, Silver Star, Bronze Star, and Purple Heart).

### 13–7. Tunic, Army blue, maternity

a. *Design.* The tunic will be made from an approved specification or pattern.

b. *General description.* The tunic is hip-length with a V-neck design, pockets at the sides, and pleats that form below the bustline.

c. *Shoulder buttons.*

(1) Officers authorized to wear an aiguillette will attach a ligne button on the left or right outside shoulder seam of the Army blue coat, depending upon the position in which the aiguillette is worn.

(2) Officers authorized to wear a fourragere will attach a ligne button on the left shoulder seam, 1/2 inch outside the collar edge.

d. *Shoulder ornamentation and insignia.*

(1) Shoulder straps for officers (see para 21–8b for ornamentation and insignia).

(2) Shoulder loops for enlisted personnel.

(a) A shoulder loop of the same material as the coat is used and attached to each shoulder.

(b) The loop is 2–1/2 inches wide at the outside shoulder edge, 1–1/2 inches wide at the inside collar edge, and piped all around with gold-colored nylon or rayon cord edge braid, 1/8 inch wide. The braid is inserted in the joining seams so it is completely visible around each loop. The loop is sewn on the outside shoulder seam and extends to a point approximately 1/2 inch from the inside collar seam. The loop has a buttonhole 3/8 inch from the inside edge of the braid, which is buttoned to the shoulder with a 25-ligne button.

### **13–8. Slacks, blue, maternity**

- a. Design.* The maternity slacks will be made from an approved specification or pattern.
- b. General description.* The slacks are straight-legged with an elastic waistband and nylon-knit, stretch-front panel.
- c. Slack leg ornamentation.* Ornamental braid is sewn on each outside seam of the slack leg from the bottom of the waistband to the bottom of the slack leg as follows:
  - (1) General officers have two 1/2-inch, two-vellum gold, synthetic metallic gold, or gold-colored nylon or rayon braids spaced 1/2 inch apart on each slack leg.
  - (2) All other officers have one 1-inch, two-vellum gold, synthetic metallic gold, or gold-colored nylon or rayon braid on each slack leg.
  - (3) Enlisted personnel (corporal and above) have one 1-inch, two-vellum gold, synthetic metallic gold, or gold-colored nylon or rayon braid on each slack leg.
  - (4) Enlisted personnel (specialist and below) wear no ornamentation on the outside of the seam of the slack leg.
- d. Social functions.* Female personnel are authorized to wear the Army blue slacks or skirt (optional) for social functions when the dress variation is worn.

### **13–9. Skirt, blue, maternity**

- a. Design.* The maternity skirt will be made from an approved specification or pattern.
- b. General description.* The skirt is knee-length with an elastic waistband and a nylon-knit, stretch-front panel.

### **13–10. Shirt, short- and long-sleeved, white, maternity**

- a. Design.* The white maternity shirt will be made from an approved specification or pattern.
- b. General description.* The short- and long-sleeved maternity shirts are a 65/35-percent polyester and cotton blend of stretch herringbone cloth with a durable press and soil release finish in shade Army white 521. The shirt has an eight-button front, a straight-cut bottom, and turndown-style collars with shoulder loops.

## **Chapter 14**

## **Army Green Service Uniform and Dress Variation**

### **14–1. Classification**


The AGSU is a clothing bag issue item for enlisted personnel. The AGSU has an optional dress variation for personnel when worn after retreat. The garrison cap is an organizational issue item (see DA Pam 710–2–1 for turn-in and reissue of the beret).

### **14–2. Composition**

- a.* The AGSU consists of the following:
  - (1) Coat, heritage green 564 (see para 14–7).
  - (2) Trousers or slacks, heritage taupe 565 (see para 14–8).
  - (3) Skirt, heritage taupe 565 (optional; female Soldiers only) (see para 14–9).
  - (4) Shirt, heritage tan 566, short- or long-sleeved (see para 14–10).
  - (5) Necktie, four-in-hand, heritage green, service (see para 20–22*c*).
  - (6) Undergarments (see para 20–32).
  - (7) Belt, heritage walnut 567 web waist; and buckle, open face (see para 20–3*b* and 20–3*e*).
  - (8) Headgear (see para 14–11).
  - (9) Footwear (see para 20–27).
  - (10) Socks (see para 20–28).
- b.* The variations of the AGSU are as follows:
  - (1) The Class A AGSU includes the coat and trousers for male Soldiers and slacks or skirt (optional) for female Soldiers, heritage tan 566 short- or long-sleeved shirt, heritage green four-in-hand necktie, and heritage walnut 567 belt (see figs 14–1 through 14–4).
  - (2) The Class B AGSU includes the heritage green 564 coat and heritage taupe 565 trousers for male Soldiers and slacks or skirt (optional) for female Soldiers and a heritage tan 566 short- or long-sleeved shirt. Soldiers will wear a four-in-hand heritage green necktie with the long-sleeved heritage tan 566 shirt when it is worn without the Class A coat as an outer garment (see figs 14–5 through 14–7).




(3) The AGSU dress variation includes the heritage green 564 coat, long-sleeved heritage tan 566 shirt, heritage taupe 565 trousers for male Soldiers and slacks or skirt (optional) for female Soldiers, and heritage green 564 four-in-hand necktie. Only the heritage green 564 garrison cap; heritage green service cap (optional); and black, tan, green, maroon, or brown berets are authorized for wear with this uniform. When the AGSU dress variation is worn for evening social occasions (after retreat), headgear is not required. Combat boots and organizational items, such as brassards and MP accessories, are not authorized for wear with the AGSU dress variation. All other accessories and insignia that are authorized for wear with the Class A AGSU are authorized for wear on the AGSU dress variation (see fig 14–8).




**Figure 14–1. Army green service uniform, officer, male**

---




**Figure 14-2. Army green service uniform, officer, female**

---



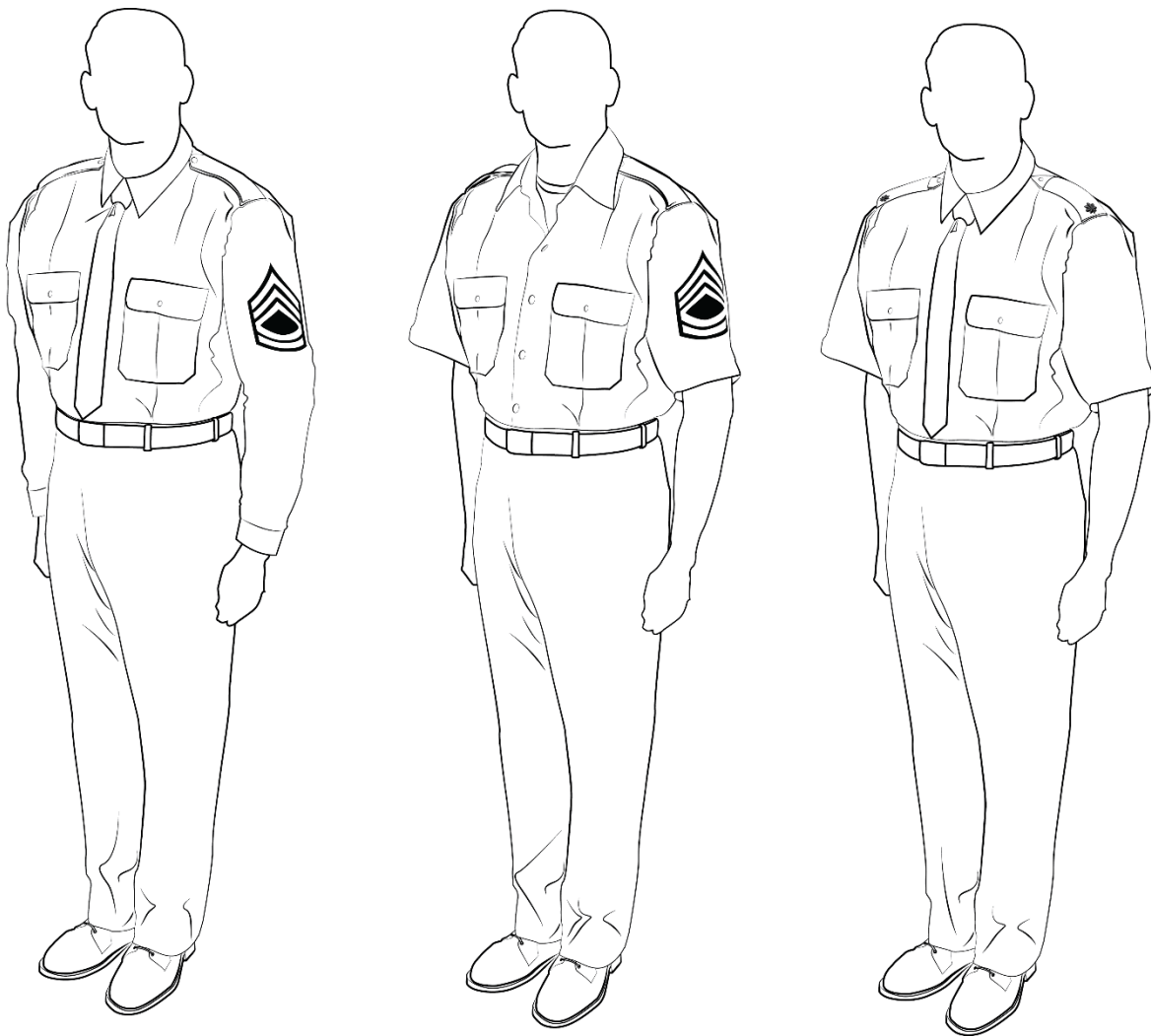
**Figure 14-3. Army green service uniform, enlisted, male**

---




**Figure 14–4. Army green service uniform, enlisted, female**

---



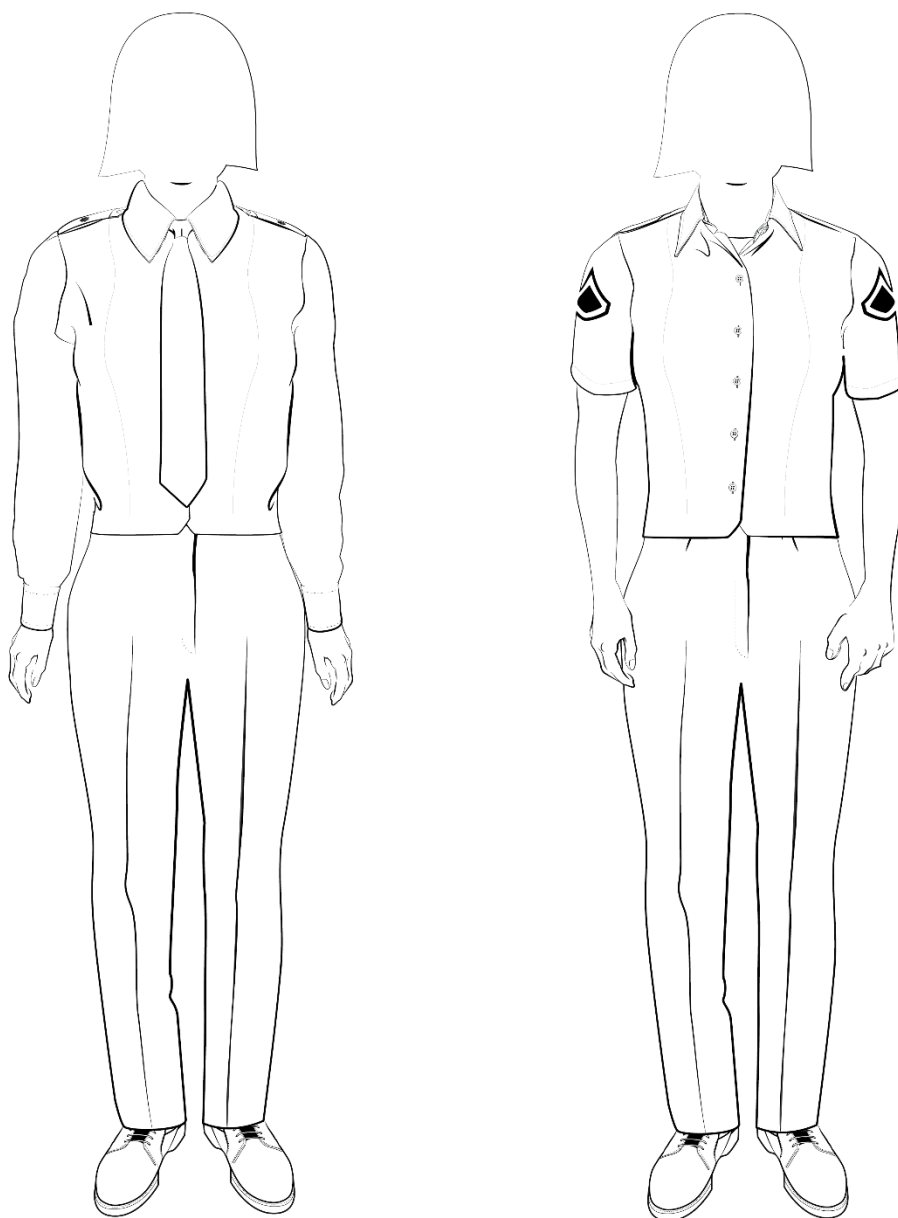
**Figure 14–5. Class B variations of the Army green service uniform, male**

---



**Figure 14–6. Class B variations of the Army green service uniform, female**

---



**Figure 14–7. Class B variations of the Army green service uniform, female—continued**

---






Figure 14-8. Army green service uniform dress variation

---

### 14-3. Accessories

The following accessories are worn with the AGSU:

- a.* Bags, backpacks (see para 20-2).
- b.* Belt, heritage walnut 567, web waist (see para 20-3*b*).
- c.* Boots, combat, brown, leather (only when bloused trousers are authorized; not authorized with the AGSU dress variation) (see para 20-5).
- d.* Buckle, open face (see para 20-3*d*).
- e.* Buttons, antique finish (see para 20-6).
- f.* Chaplain's apparel (see para 20-8).
- g.* Coat, all-weather, heritage green (see para 20-9*a*).
- h.* Gloves, brown, leather, unisex, dress (only when worn with the Class A or AGSU dress variation, heritage green all-weather coat, or windbreaker) (see para 20-15*b*).
- i.* Hat, drill sergeant (not authorized with the AGSU dress variation) (see para 20-16).
- j.* Jackets.
  - (1) Eisenhower (Ike) jacket (see para 20-17*a*).
  - (2) Leather service jacket (bomber) (see para 20-17*b*).
  - (3) Windbreaker, heritage green (only with Class B AGSU) (see para 20-17*d*).
- k.* Judge's apparel (see para 20-18).

- l.* MP accessories (not authorized with the AGSU dress variation) (see para 20–19).
- m.* Necktie, four-in-hand, heritage green, service (see para 20–22*c*).
- n.* Scarf, heritage green (only with heritage green all-weather coat or windbreaker) (see para 20–25).
- o.* Shoes.
  - (1) Oxford, walnut brown 567 (see para 20–27).
  - (2) Pumps, walnut brown 567 (optional; female Soldiers only) (see para 20–27*g*).
- p.* Skirt, heritage taupe 565 (optional; female Soldiers only) (see para 14–9).
- q.* Socks.
  - (1) Green, cushion sole (worn with boots only) (see para 20–28*a*).
  - (2) Heritage green, dress (see para 20–28*c*).
  - (3) Stockings (see para 20–28*d*).
- r.* Sweater, pullover, heritage green 564 (see para 20–30).
- s.* Umbrella, black (see para 20–31).
- t.* Undergarments (see para 20–32).

#### **14–4. Materials**

The AGSU will be made of the following materials and shades:

- a. Coat.* The coat is 55-percent polyester and 45-percent wool mock elastique, 8.7 ounce in heritage green 564.
- b. Trousers, slacks, and skirt.* The trousers, slacks, and skirt are 55-percent polyester and 45-percent wool gabardine, 6.8 ounce in heritage taupe 565.
- c. Shirts, short- and long-sleeved.* The short- and long-sleeved shirts are 75-percent polyester and 25-percent wool, plain weave in heritage tan 565.
- d. Headgear.*
  - (1) Beret (see para 20–4).
  - (2) Garrison cap, Army green (see para 20–14).
  - (3) Service cap, heritage green (optional). The service cap will be made of the same material and shade as the coat (see para 14–12).

#### **14–5. Insignia, accouterments, decorations, badges, unit awards, and appurtenances**

The following insignia, accouterments, decorations, badges, unit awards, and appurtenances are authorized for wear on the AGSU (Class A and B) and the AGSU dress variation:

- a.* Aiguillette, service (officers only) (not authorized on the Class B AGSU) (see para 21–26).
- b.* Airborne background trimming (not authorized on the Class B AGSU) (see para 21–32*b*).
- c.* Branch insignia (not authorized on the Class B AGSU) (see paras 21–9 through 21–13).
- d.* Branch of service scarves (see para 21–21).
- e.* Brassards (not authorized on the AGSU dress variation) (see para 21–30).
- f.* Decorations and service medal ribbons (not authorized on the Class B AGSU). Soldiers may not wear miniature medals on the AGSU dress variation (see paras 22–6, 22–7, and 22–9).
- g.* Distinctive items for infantry personnel (not authorized on the Class B AGSU) (see para 21–31).
- h.* DUI and RDI (not authorized on the Class B AGSU and not authorized for general officers) (see paras 21–22 and 21–23).
- i.* Foreign badges (not authorized on the Class B AGSU) (see para 22–18).
- j.* Fourragères and lanyards (not authorized on the Class B AGSU) (see para 22–10*d*).
- k.* Grade insignia (see paras 21–5 through 21–8).
- l.* Headgear insignia (see para 21–3).
- m.* ID badges (not authorized on the Class B AGSU). Only one badge will be worn per side (see para 22–17).
- n.* No nameplate will be worn with the Class A or Class B AGSU.
- o.* OCS and WOC insignia (see paras 21–15 and 21–16).
- p.* Organizational flash (not authorized on the Class B AGSU) (see para 21–32*a*).
- q.* Overseas service bars (not authorized on the Class B AGSU) (see para 21–29).
- r.* Service stripes (enlisted personnel only) (not authorized on the Class B AGSU) (see para 21–28).
- s.* Special skill tabs (not authorized on the Class B AGSU). Nonsubdued special skill tabs will be sewn on the coat (see para 22–16).
- t.* SSI, current organization (not authorized on the Class B AGSU) (see para 21–17).
- u.* SSI–MOHC (not authorized on the Class B AGSU) (see para 21–18).

- v. Unit awards (not authorized on the Class B AGSU). Soldiers will wear either earned unit awards or current unit awards, not both (see para 22–10).
- w. U.S. badges (marksmanship, combat, and special skill). Oxidized silver finish badges are authorized on the dress variation and Class A AGSU. Metal or cloth combat, special skill, and marksmanship badges and tabs are not authorized on the Class B AGSU (see paras 22–15 and 22–16).
- x. U.S. insignia (not authorized on the Class B AGSU) (see para 21–4).

#### **14–6. General guidelines**

- a. The AGSUs are intended for wear during most duty, nonfield, or utility occasions and for travel and off-duty purposes (see app D for possession date). While both the Class A and B AGSUs are authorized for year-round wear, the appropriate uniform is worn based on weather conditions, duties, and the formality of the occasion. When a specific service uniform is not prescribed for formations or other occasions when uniformity in appearance is not required, Soldiers may wear the Class A AGSU or any of the variations of the Class B AGSU with the accessories authorized for these uniforms.
- b. Soldiers will not wear those awards and decorations on the heritage tan 566 shirt that they cannot wear properly because of size or configuration. Commanders will not require the wear of optional items, such as windbreakers or sweaters, unless such items are provided to the Soldier without cost.
- c. Individuals who purchase uniforms or uniform items from commercial sources are responsible for ensuring that the items conform to military specifications or are manufactured in accordance with the policies prescribed by the uniform quality control program (see AR 670–1 for details). Only those alterations authorized by AR 700–84 and TM 10–227 are authorized. Soldiers will wear these uniforms with the shirt tucked into the trousers so that the shirt edge is aligned with the front fly opening, so the outside edge of the belt buckle forms a straight “gig line.” Female Soldiers are authorized to wear the shirt untucked in accordance with paragraph 14–10. Only Soldiers authorized to wear the tan, green, or maroon berets; MP personnel performing MP duties; and those assigned to air assault coded positions may wear bloused (tucked-in or by the use of blousing rubbers or bands) trousers with brown leather combat boots.

#### **14–7. Coat, heritage green 564**

- a. *Design.* The coat will be made from polyester and wool elastique cloth in heritage green 564.
- b. *General description.* The coat is single-breasted with peak lapels, front darts, a two-piece bi-swing back with center vent, a waist seam starting at back seam of side panel all the way to the center front of coat, and a detachable waist belt with a removable buckle. The belt is worn so that the end passes through the buckle to the wearer’s left for male Soldiers and to the wearer’s right for female Soldiers. The coat should fit easily over the chest and shoulders with a slight draped effect in the front and back. The coat is fitted slightly at the waist, conforming to body shape without tightness and with no prominent flare.
- c. *Coat sleeve ornamentation.*
  - (1) *General officers and other officers.* A band of cotton braid 1/2 inch wide is sewn on each sleeve with the lower edge parallel to and 3 inches above the bottom edge of each sleeve.
  - (2) *Enlisted personnel.* The sleeve is plain.
- d. *Shoulder ornamentation and insignia.*
  - (1) A shoulder loop of the same material as the coat is used and attached on each shoulder.
  - (2) The loop is 2–1/2 inches wide at the outside shoulder edge and 1–1/2 inches wide at the inside collar edge. The loop is sewn on the outside shoulder seam and extends to a point approximately 1/2 inch from the inside collar seam. The loop has a buttonhole 3/8 inch from the inside edge of the loop, which is buttoned to the shoulder with a 25-ligne button.
  - (3) For officers, nonsubdued rank will be pinned on (see para 21–8b for ornamentation and insignia).
  - (4) For enlisted personnel, DUI is pinned on in accordance with paragraph 21–22.
- e. *How worn.* The coat should fit easily over the chest and shoulders. The coat collar should fit close around the neck without gapping or overlapping, with the shirt collar showing at least 1/4 to 1/2 inch above the coat collar at the center back of the coat. The sleeves should fall 1 inch below the bottom of the wristbone, covering the shirt sleeve. The bottom edge of the coat extends 1 inch below the crotch, falling approximately to the tip of the thumb when standing at the position of attention. Coat front and back should be smooth and even at the bottom edges with no protruding or spreading (see TM 10–227 for additional fit guidance).

#### **14–8. Trousers and slacks, heritage taupe 565**

- a. *Design.* The trousers and slacks will be made from gabardine polyester and wool in heritage taupe 565.
- b. *General description.*

(1) *Trousers (male Soldiers only)*. The trousers are straight-legged without cuffs. They have a sewn-on comfort, freedom fit waistband with hook-and-eye closure; a French fly tab with slide fastener; straight on-seam side pockets; double back hip pockets; and cut back darts. The left hip pocket has a buttonhole tab and button.

(2) *Slacks (female Soldiers only)*. The slacks are a dress type with a sewn-on two-piece comfort, freedom fit waistband with belt loops. The slacks will have straight side seam pockets, two back darts, and a hidden coin pocket. The front fly has a slide fastener, inner button fly tab and a hook and bar waistband closure. The waistband provides a rubberized gripper tape.

c. *How worn*. The back hem of the trousers and slacks should fall approximately midway between the top of the heel and the top of the standard shoe in the back. The bottom of the front crease of the trousers and slacks should reach the top of the instep. The trousers and slacks may have a slight break in the front. The trousers and slacks should be full enough around the hips to prevent the side pockets from spreading. The seat must be an easy fit with no wrinkles below the back waist. Waist should have 1/2 inch of ease. The waistband bottom should fit within 1/2 inch of the top of the hipbone (see TM 10–227 for additional fit guidance).

#### **14–9. Skirt, heritage taupe 565 (optional; female Soldiers only)**

a. *Design*. The skirt will be made from an approved specification or pattern.

b. *General description*. The skirt is a dress type with a center front stylized seam that extends from the top edge of the yoke through the hem; an inverted box pleat at the center back seam; an in-the-seam ID pocket with 4–1/4-inch wide entry point at the top right edge of the front yoke; and a waistband gripper strip. The skirt will secure with a button and loop on the inside of the yoke at the center back opening and an invisible slide fastener. Two hanger loops, one on each side seam, will be caught in the waistband seam on the inside of the skirt.

c. *How worn*. The skirt should fall between 1 inch above and 2 inches below the midpoint of the knee, and the length of back vent will not be less than 5 inches long. The skirt viewed from the front and back should continue the slender lines of the coat, tapered slightly at the sides (see TM 10–227 for additional fit guidance).

#### **14–10. Shirt, heritage tan 566, short- and long-sleeved**

a. *Design*. The clothing bag (issue) short- and long-sleeved shirts are made from a 65/35-percent polyester and cotton blend plain weave cloth in heritage tan 565.

b. *General description*.

(1) *Male Soldiers*. The shirt is a dress type with an eight-button front and two plain, rounded corner chest patch pockets with scalloped flaps and button closure. The officer shirt has shoulder loops and the enlisted shirt is plain.

(2) *Female Soldiers*.

(a) *Issue shirt*. The shirt is a short- or long-sleeved, semi-fitted hip-length style with front and back shoulder princess seams. The shirt is made with shoulder loops for officers and without shoulder loops for enlisted personnel. The shirt is designed with a collar stand attached to a straight point collar. The short-sleeved blouse has a six-button front, including the collar stand button. The long-sleeved blouse has a seven-button front, including collar stand button.

(b) *Optional shirt*. The shirt, a tuck-in design available in both short and long sleeves, will be made from an approved specification and pattern in heritage tan 566. The shirt is made with shoulder loops for officers and without shoulder loops for enlisted personnel.

c. *Wear*. Soldiers are authorized to wear the short- and long-sleeved shirts with the Class A coat, heritage green 564 unisex pullover sweater, windbreaker, leather service jacket, or Eisenhower jacket.

(1) Soldiers must wear a heritage green four-in-hand necktie when wearing the short- or long-sleeved shirt with the Class A coat or when wearing the long-sleeved shirt as an outer garment without the Class A coat. Soldiers have the option of wearing a tie when the short-sleeved shirt is worn as an outer garment.

(2) Soldiers have the option of wearing a tie when they wear the short- or long-sleeved shirts with the pullover sweater, cardigan, windbreaker, or Eisenhower jacket. If a tie is worn with the pullover sweater, windbreaker, or Eisenhower jacket, Soldiers will wear the collar of the shirt inside the sweater. If no tie is worn with the pullover sweater, the collar is worn outside.

d. *How worn*. The collar should fit snugly, but not uncomfortably. The shirt should fit easily over the back and chest, allowing free use of arms. The sleeve length of the long-sleeved shirt should fall to the lower part of the wristbone. The rise should fit without looseness or constriction (see TM 10–227 for additional fit guidance).

#### **14–11. Headgear**

a. Beret (see para 20–4).

b. Garrison cap, Army green (see para 20–14).

c. Service cap, heritage green (optional) (see para 14–12).

#### 14–12. Service cap, heritage green (optional)

- a. *Design.* The cap will be made from an approved specification or pattern.
- b. *General description.* The service cap is a unisex cap. It is a military-style peaked cap with heritage walnut 567 leather visor, rigid standing front, circular rim with hatband, and cap cover of the same shade and material as the coat. The sides of the cap fold down (see fig 14–9 and 14–10).
- c. *Visor.* The visor is plain heritage walnut 567 leather.
- d. *Chinstrap and chinstrap ornamentation.* The chinstrap consists of two straps, each 5/8 inch wide by 9–5/8 inches long, with one end of each strap forming a slide and the other end of each strap fastened to the cap at each end of the visor. The chinstrap is plain leather matching the visor in appearance and shade with rounded ends.
- e. *Service cap insignia.* Insignia is worn on the service cap secured through the front eyelet (see para 21–3a for a description of service cap insignia).
- f. *Wear.*
  - (1) All Soldiers may wear the service cap as an optional headgear with the AGSU. The garrison cap is the primary headgear worn with the service uniform by all Soldiers unless the commander directs wear of the beret.
  - (2) Personnel are not required to wear headgear when wearing the dress variation as a formal uniform to formal evening social functions (after retreat). However, on all other occasions, personnel will wear headgear with this uniform.
- g. *How worn.* The service cap is worn straight on the head so that the braid hatband on the service cap creates a straight line around the head, parallel to the ground. Such positioning automatically positions the visor correctly so that it does not interfere with vision or ride up on the forehead. Personnel are authorized to wear the service cap as is or with an optional insert that makes the cap rigid.




Figure 14–9. Service cap, officers (optional)

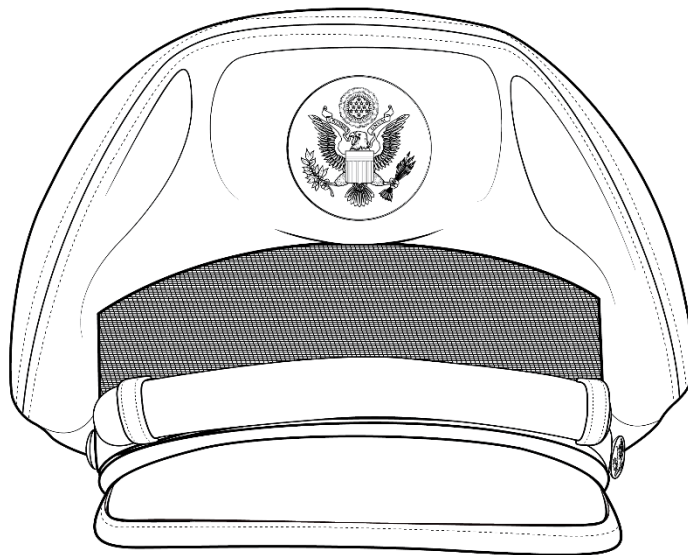


Figure 14–10. Service cap, enlisted (optional)

---

## Chapter 15

### Army Green Service Uniform—Maternity

#### 15–1. Classification

The Army green service uniform-maternity (AGSU–M) is provided as a supplemental issue uniform to enlisted Soldiers, according to CTA 50–900 and AR 700–84. The AGSU–M is classified as an optional formal uniform for all female personnel during pregnancy. The beret is an organizational issue item (see DA Pam 710–2–1 for turn-in and reissue of the beret).

#### 15–2. Composition

a. The Class A AGSU–M consists of the heritage green 564 maternity tunic, a heritage taupe 565 slacks and skirt (optional), a heritage tan 566 short- and long-sleeved maternity shirt, and heritage green four-in hand necktie (see fig 15–1) (see paras 15–3 and 15–5 for accessories and other items authorized for wear on the Class A AGSU–M).

b. The Class B AGSU–M consists of the heritage taupe 565 maternity slacks or skirt (optional), the heritage tan 566 short- or long-sleeved maternity shirt, and heritage green four-in hand necktie. Soldiers will wear the four-in hand necktie with the long-sleeved shirt when it is worn with or without the tunic (see fig 15–2) (see paras 15–3 and 15–5 for accessories and other items authorized for wear with the Class B AGSU–M).

c. The AGSU–M dress variation consists of the heritage green 564 tunic, the heritage tan 566 long-sleeved shirt, heritage taupe 565 slacks or skirt (optional), and a heritage green 564 four-in-hand tie. Only the heritage green 564 garrison cap; heritage green service cap (optional); and black, tan, green, maroon, or brown berets are authorized for wear with this uniform. When the AGSU–M dress variation is worn for evening social occasions (after retreat), headgear is not required. Combat boots and organizational items, such as brassards and MP accessories, are not authorized for wear with the AGSU–M dress variation. All other accessories and insignia that are authorized for wear with the Class A AGSU–M are authorized for wear on the AGSU–M dress variation (see paras 15–3 and 15–5).

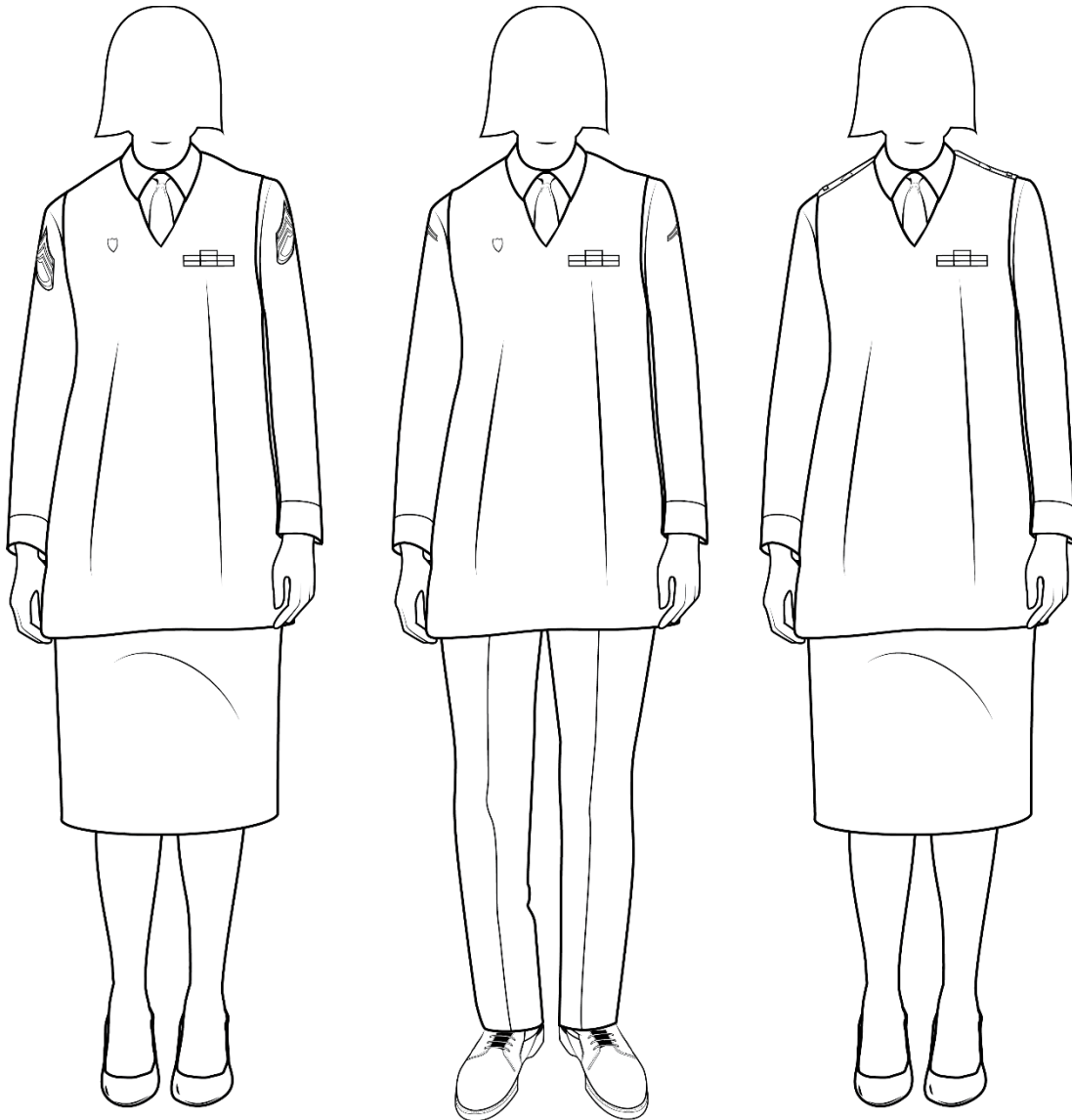



Figure 15-1. Class A Army green service uniform-maternity

---



**Figure 15-2. Class B Army green service uniform-maternity**

---

### **15-3. Accessories**

The following accessories are worn with the AGSU-M:

- a.* Bags, backpacks (see para 20-2).
- b.* Belt, heritage walnut 567, web waist (see para 20-3*b*).
- c.* Boots, combat, brown, leather (only when bloused slacks are authorized; not authorized with the AGSU-M dress variation) (see para 20-5).
- d.* Buckle, open face (see para 20-3*d*).
- e.* Buttons, antique finish (see para 20-6).
- f.* Chaplain's apparel (see para 20-8).
- g.* Coat, all-weather, heritage green (see para 20-9*a*).
- h.* Gloves, brown, leather, unisex, dress (only when worn with the Class A AGSU-M or AGSU-M dress variation, heritage green all-weather coat, or windbreaker) (see para 20-15*b*).
- i.* Hat, drill sergeant (not authorized with the AGSU dress variation) (see para 20-16*a*).
- j.* Jackets.
  - (1) Eisenhower (Ike) jacket (see para 20-17*a*).
  - (2) Leather service jacket (bomber) (see para 20-17*b*).



- (3) Windbreaker, heritage green (only with Class B AGSU-M) (see para 20-17*d*).
- k.* Judge's apparel (see para 20-18).
- l.* MP accessories (not authorized with the AGSU dress variation) (see para 20-19).
- m.* Necktie, four-in-hand, heritage green (see para 20-22*c*).
- n.* Scarf, heritage green (only with heritage green all-weather coat or windbreaker) (see para 20-25).
- o.* Shoes.
  - (1) Oxford, walnut brown 567 (see para 20-27*d*).
  - (2) Pumps, walnut brown 567 (optional; female Soldiers only) (see para 20-27*g*).
- p.* Skirt, heritage taupe 565 (optional; female Soldiers only) (see para 15-8).
- q.* Socks.
  - (1) Green, cushion sole (worn with boots only) (see para 20-28*a*).
  - (2) Heritage green, dress (see para 20-28*c*).
  - (3) Stockings (see para 20-28*d*).
- r.* Sweater, pullover, heritage green 564 (see para 20-30).
- s.* Umbrella, black (see para 20-31).
- t.* Undergarments (see para 20-32).

#### **15-4. Materials**

The AGSU-M will be made of the following materials and shades:

- a.* The tunic is 100-percent polyester, 7 ounces per square yard in heritage green 564.
- b.* The slacks and skirt are 100-percent polyester, 7 ounces per square yard in heritage taupe 565.
- c.* The shirt is 75-percent polyester and 25-percent wool, plain weave in heritage tan 565.

#### **15-5. Insignia, accouterments, decorations, badges, unit awards, and appurtenances**

The following insignia, accouterments, decorations, badges, unit awards, and appurtenances are authorized for wear on the AGSU-M (Class A and B) and AGSU-M dress variation:

- a.* Aiguillette, service (officers only) (not authorized on the Class B AGSU-M) (see para 21-26).
- b.* Airborne background trimming (not authorized on the Class B AGSU-M) (see para 21-32*b*).
- c.* Branch of service scarves (see para 21-21).
- d.* Brassards (not authorized on the AGSU-M dress variation) (see para 21-30).
- e.* Decorations and service medal ribbons (not authorized on the Class B AGSU-M). Soldiers may not wear miniature medals on the AGSU-M dress variation (see paras 22-6, 22-7, and 22-9).
- f.* Distinctive items for infantry personnel (not authorized on the Class B AGSU-M) (see para 21-31).
- g.* DUI and RDI (not authorized on the Class B AGSU-M and not authorized for general officers). DUI authorized for placement in RDI position on AGSU-M (see fig 21-141 and paras 21-22 and 21-23).
- h.* Foreign badges (not authorized on the Class B AGSU-M) (see para 22-18).
- i.* Fourragères and lanyards (not authorized on the Class B AGSU-M) (see para 22-10*d*).
- j.* Grade insignia (see paras 21-5 through 21-8).
- k.* Headgear insignia (see para 21-3).
- l.* No nameplate will be worn with the AGSU-M.
- m.* Organizational flash (not authorized on the Class B AGSU-M) (see para 21-32*a*).
- n.* Unit awards (not authorized on the Class B AGSU-M). Soldiers will wear either earned unit awards or current unit awards, not both (see para 22-10).
- o.* U.S. badges (marksmanship, combat, and special skill). Oxidized silver finish badges are authorized on the dress variation and Class A AGSU-M. Metal or cloth combat, special skill, and marksmanship badges and tabs are not authorized on the Class B AGSU-M (see paras 22-15 and 22-16).

#### **15-6. General guidelines**

- a.* The AGSU-M is intended for wear during most duty or nonfield occasions and for travel and off-duty purposes (see app D for possession date). While both the Class A and B AGSU-Ms are authorized for year-round wear, the appropriate uniform is worn based on weather conditions, duties, and the formality of the occasion. When a specific service uniform is not prescribed for formations or other occasions when uniformity in appearance is not required, Soldiers may wear the Class A AGSU-M or any of the variations of the Class B AGSU-M with the accessories authorized for these uniforms. Commanders will not require the wear of optional items, such as sweaters, unless such items are provided to the Soldier without cost.

b. This uniform is worn with the maternity shirt left outside the slacks or skirt and with or without the maternity tunic.

c. Pregnant Soldiers may wear the heritage green all-weather coat unbuttoned, if necessary. Only Soldiers authorized to wear the tan, green, or maroon berets; MP personnel performing MP duties; and those assigned to air assault coded positions may wear bloused slacks with brown leather combat boots.

#### **15–7. Tunic, heritage green 564, maternity**

a. *Design.* The tunic will be made from an approved specification or pattern.

b. *General description.* The tunic is hip-length with a V-neck design, pockets at the side seams, and pleats that form below the bust line.

#### **15–8. Skirt, heritage taupe 565, maternity (optional)**

a. *Design.* The skirt will be made from an approved specification or pattern.

b. *General description.* The skirt is knee-length with an elastic waistband and a nylon-knit, stretch-front panel.

#### **15–9. Slacks, heritage taupe 565, maternity**

a. *Design.* The slacks will be made from an approved specification or pattern.

b. *General description.* The slacks are straight-legged with an elastic waistband and nylon-knit, stretch-front panel.

#### **15–10. Shirt, short- and long-sleeved, maternity**

a. The short- and long-sleeved maternity shirts are precured, durable press, made from 75-percent cotton and 25-percent polyester broadcloth in heritage tan 566. The shirt has an eight-button front, a straight-cut bottom, and turn-down-style collars with shoulder loops for officers and no shoulder loops for enlisted personnel.

b. Personnel may wear the short-sleeved shirt with or without the heritage green four-in-hand necktie. Soldiers will wear the long-sleeved shirt with a heritage green four-in-hand necktie when it is worn with or without the tunic. Soldiers may not starch or bleach the heritage tan 566 shirts.

#### **15–11. Headgear**

a. Beret (see para 20–4).

b. Garrison cap, Army green (see para 20–14).

c. Service cap, heritage green (optional) (see para 14–12).

### **Chapter 16**

#### **Blue Mess Uniforms—Male**

##### **16–1. Classification**

The male blue mess uniforms authorized for wear are classified as:

a. The male Army blue mess uniform.

b. The male Army blue evening mess uniform.

##### **16–2. Composition**

a. The male blue mess uniforms consist of the following:

(1) Jacket, Army blue mess, male (see para 16–7).

(2) Trousers, blue mess (see para 16–8).

(a) Light blue.

(b) Dark blue (general officers only).

(3) Shirt, white.

(a) Semiformal, dress, male mess (see para 20–26b).

(b) Formal, male evening mess (see para 20–26c).

(4) Necktie.

(a) Bow, black, dress or mess (see para 20–23a).

(b) Bow, white, evening mess (see para 20–23b).

(5) Vest, white, male (see para 20–33).

(6) Cumberbund, black (see para 20–12a).

- (7) Undergarments (see para 20–32).
- (8) Shoes, oxford, black, male (see para 20–27*b*).
- (9) Socks, black, dress (see para 20–28*b*).
- (10) Undershirt, white (see para 20–32).
- b.* The variations of the male blue mess uniform are as follows:
  - (1) The male Army blue mess uniform includes the Army blue mess jacket, dark or light blue high-waist trousers, white semiformal dress shirt with a turndown collar, black bow tie, and black cummerbund (see figs 16–1 and 16–2).
  - (2) The male Army blue evening mess uniform includes the Army blue mess jacket, dark or light blue high-waist trousers, white formal dress shirt with a wing collar, white vest, and white bow tie (see fig 16–3).



Figure 16–1. Army blue mess uniform, general officer, male

---




Figure 16–2. Army blue mess uniform, enlisted, male

---




Figure 16–3. Army blue evening mess uniform, other officers, male

---

### 16–3. Accessories

The following accessories are normally worn with the male blue mess and evening mess uniforms.

- a.* Buttons (see para 20–6).

- b. Cape (officers only) (see para 20–7b).
- c. Coat, all-weather, black (see para 20–9b).
- d. Cufflinks and studs.
  - (1) Gold (blue mess only) (see para 20–11b(2)).
  - (2) White (blue evening mess only) (see para 20–11b(1)).
- e. Cummerbund, black (see para 20–12a).
- f. Gloves.
  - (1) Black, leather, unisex, dress (only when the black all-weather coat is worn) (see para 20–15c).
  - (2) White, dress (see para 20–15d).
- g. Necktie.
  - (1) Bow, black, dress or mess (blue mess only) (see para 20–22a).
  - (2) Bow, white, evening mess (blue evening mess only) (see para 20–22b).
- h. Scarf, dress, black (see para 20–25a).
- i. Shirt, white.
  - (1) Semiformal, dress, male mess (see para 20–26b).
  - (2) Formal, male evening mess (see para 20–26c).
- j. Shoes, oxford, black, male (see para 20–27b).
- k. Socks, black, dress (see para 20–28b).
- l. Suspenders (see para 20–29).
- m. Umbrella, black (see para 20–31).
- n. Undergarments (see para 20–32).
- o. Undershirt, white (see para 20–32).
- p. Vest, white, male (see para 20–33).

#### 16–4. Materials

The male blue mess uniform will be made of the following materials and shades:

- a. *Male blue mess jacket.*
  - (1) Wool baratheia, dark blue in Army shade 150, 14-ounce weight.
  - (2) Wool gabardine, dark blue in Army shade 150, 11- or 14.5-ounce weight.
  - (3) Wool elastique, dark blue in Army shade 150, 15-ounce weight.
  - (4) Wool tropical, dark blue in Army shade 150, 9-ounce weight.
  - (5) Polyester and wool blend gabardine, dark blue in Army shade 450, 9.5-ounce weight.
  - (6) Polyester and wool blend in plain weave, dark blue in Army shade 450, 9.5-ounce tropical weight.
  - (7) Polyester and wool elastique, dark blue in Army shade 450, 13.5-ounce weight.
- b. *Trousers.*
  - (1) *General officers.* The trousers and jacket will be made in the same material and shade, dark blue in Army shade 150 or 450.
  - (2) *Other officers and enlisted personnel.* The trousers will be made in the same material as the jacket, except the color will be light blue in Army shade 151 or 451.
- c. *Braid.* The gold braid on the trousers will be 100-percent polyester and produced by a certified braid supplier.

#### 16–5. Insignia, accouterments, decorations, badges, unit awards, and appurtenances

The following insignia, accouterments, decorations, badges, unit awards, and appurtenances are authorized for wear on the male blue mess and evening mess uniforms:

- a. Aiguillette, dress (officers only) (see para 21–27).
- b. Branch insignia (see para 21–10).
- c. Decorations and service medals, miniature (see para 22–8).
- d. Grade insignia (see paras 21–5 through 21–7).
- e. Insignia representing regimental affiliation (see para 21–24).
- f. Service stripes (enlisted personnel only) (see para 21–28).
- g. U.S. badges (combat and special skill, dress miniature, and ID) (see paras 22–16 and 22–17).

#### 16–6. General guidelines

a. The male blue mess uniform is worn for black-tie functions and corresponds to a civilian tuxedo (see app B). The male blue evening mess uniform is the most formal uniform worn by Army personnel and corresponds to the civilian white tie and tails (see app B).

- b. Personnel may wear the black dress gloves and black dress scarf when wearing the black all-weather coat with these uniforms. Personnel may wear white gloves with the basic uniforms.
- c. The black oxford shoes with black socks are the only authorized footwear for these uniforms.
- d. No headgear is authorized for wear by male personnel with the Army blue mess or blue evening mess uniforms because these uniforms are only authorized for wear after retreat (see AR 670-1).

#### 16-7. Jacket, Army blue mess, male

- a. *Design.* The jacket will be made from an approved specification or pattern.
- b. *General description.* The jacket is cut along the lines of an evening dress coat, descending to the point of the hips and slightly curved to a peak in back and in front. Two 25-ligne buttons joined by a small gold or gold-colored chain approximately 1-1/2 inches long are worn in the upper buttonholes. The shoulders have a device for attaching shoulder knots on officer uniforms.
- c. *Lapels.* The lapels of the Army blue mess jacket are rayon, acetate, or other synthetic fabric with a satin face in the following colors:
  - (1) *General officers, except chaplains.* Dark blue.
  - (2) *All chaplains.* Black.
  - (3) *All other officers.* The first-named color of their basic branch of service (see para 21-20).
  - (4) *Enlisted personnel.* Dark blue.
- d. *Shoulder knots (officers only).*
  - (1) *General description.* The shoulder knot is made from 1/4-inch diameter cord of gold bullion, synthetic metallic gold, or gold-colored nylon or rayon. The shoulder knot is formed of four plaits composed of three cords interlaced as one and rounded at the top with a gold 20-ligne button positioned in the upper end of the knot. The knot is no more than 5-1/2 inches long and 2-1/2 inches wide, conforming to the shoulder and stiffened on the underside with a flexible backing covered with dark blue or black cloth. The flexible backing has an attachment that is suitable for fastening it to the shoulders of the jacket (see fig 16-4).
  - (2) *How worn.* Officers wear the shoulder knots attached to the shoulders of the Army blue mess jacket.


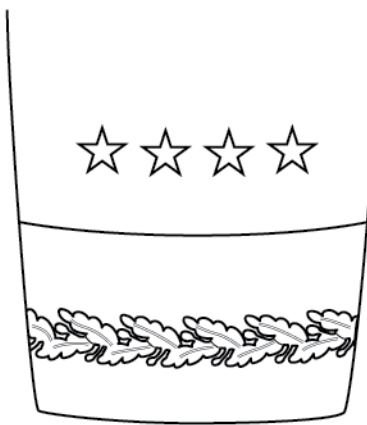


Figure 16-4. Shoulder knot

- e. *Jacket sleeve ornamentation.*
  - (1) General officers wear a cuff of blue-black velvet braid, 4 inches wide, positioned 1/8 inch from the bottom edge of each sleeve. A band of oak leaves in groups of two, 1 inch wide, are embroidered on each cuff of braid 1 inch below the upper edge in gold bullion, synthetic metallic gold, or gold-colored nylon or rayon. General officer grade insignia is centered on the outside of the sleeves 1 inch above the upper edge of the cuff braid. When general officers wear their branch insignia, it is centered on the outside of the sleeves 1 inch above the upper edge of the cuff braid. Grade insignia is positioned 1 inch above the branch insignia. If branch insignia is worn, general officers will wear the nonsubdued metal pin-on insignia. Grade insignia is embroidered silver bullion. General officer stars are 1 inch in diameter and are worn with one point facing upward. The following describes general officer stars:
    - (a) General insignia is four stars with 1-1/4 inches between the midpoints and with the stars centered horizontally on the outside of the sleeves (see fig 16-5).



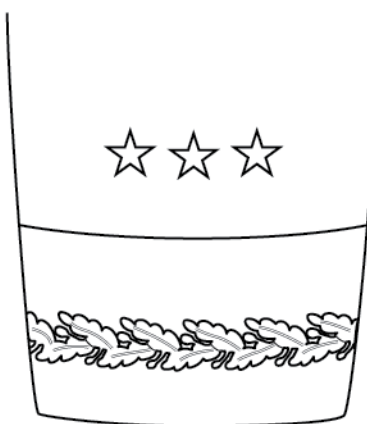


**Figure 16–5. Sleeve ornamentation, blue mess, general**

---

(b) Lieutenant general insignia is three stars with 1–3/8 inches between the midpoints and with the middle star centered horizontally on the outside of the sleeves (see fig 16–6).

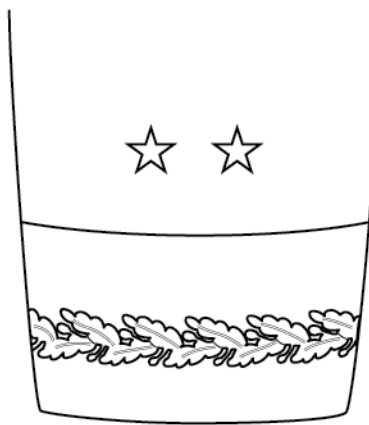
---



**Figure 16–6. Sleeve ornamentation, blue mess, lieutenant general**

---

(c) Major general insignia is two stars with 2 inches between the midpoints and with the stars centered horizontally on the outside of the sleeves (see fig 16–7).




**Figure 16–7. Sleeve ornamentation, blue mess, major general**

---

(d) Brigadier general insignia is one star centered horizontally on the outside of the sleeves (see fig 16–8).


---



**Figure 16–8. Sleeve ornamentation, blue mess, brigadier general**

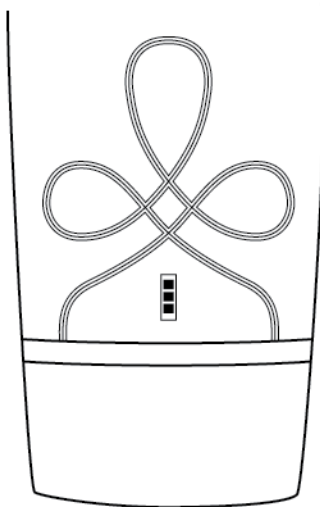
---

(2) Other commissioned and warrant officers wear a 3/4-inch braid consisting of two 1/4-inch, two-vellum gold, synthetic metallic gold, or gold-colored nylon or rayon braids placed on each sleeve, 1/4 inch apart on a silk stripe of the first-named color of their basic branch. The bottom of the braid is positioned parallel to and 3 inches above the bottom edge of each sleeve. A trefoil is attached to the upper edge of the braid on each sleeve. It consists of a knot composed of three loops, one large upper loop and two small lower loops of 1/4-inch gold, synthetic metallic gold, or gold-colored braid, interlaced at the points of crossing with the ends of the knots resting on the sleeve braid. Officer grade insignia (nonsubdued pin-on or embroidered silver bullion) is worn vertically in the center of the space formed by the lower curves of the knot and the upper edge of the braid (see figs 16–9 and 16–10).



**Figure 16–9. Sleeve ornamentation, blue mess, field and company grade officers**

---



**Figure 16–10. Sleeve ornamentation, blue and white mess, warrant officer**

---

(3) Enlisted personnel wear a 1/8-inch soutache braid of gold-colored nylon or rayon 3 inches above the bottom of each sleeve (see fig 16–11).




Figure 16–11. Sleeve ornamentation, blue and white mess, enlisted

---

### 16–8. Trousers, blue mess

- a. Design.* The trousers will be made from an approved specification or pattern.
- b. General description.* The blue trousers are cut along the lines of civilian dress trousers with a high waist and without pleats, cuffs, or hip pockets. Personnel will wear only the high-waist trousers with these uniforms. Suspenders are authorized for wear, but they may not be visible when worn.
- c. Trouser leg ornamentation.* The trouser leg ornamentation consists of an ornamental braid worn on the outside seam of the trouser leg from the bottom of the waistband to the bottom of the trouser leg as follows:
  - (1) General officers have two, 1/2-inch, two-vellum gold, synthetic metallic gold, or gold-colored nylon or rayon braids spaced 1/2 inch apart.
  - (2) All other officers and enlisted personnel have one 1–1/2-inch, two-vellum gold, synthetic metallic gold, or gold-colored nylon or rayon braid.

## Chapter 17

### Blue Mess Uniforms—Female

#### 17–1. Classification

The female blue mess uniforms authorized for wear are classified as:

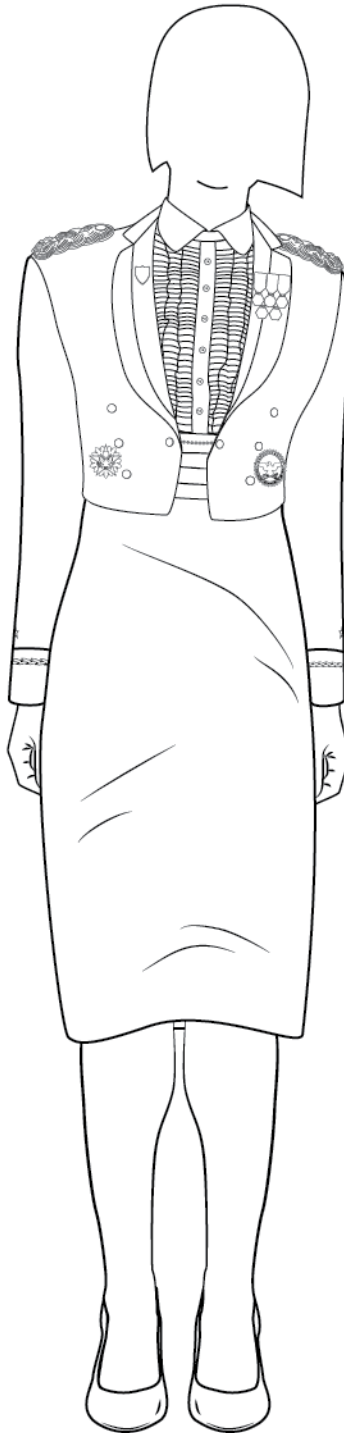
- a.* The female Army blue mess uniform.
- b.* The female Army evening mess uniform.

#### 17–2. Composition

- a.* The female blue mess uniforms consist of the following:
  - (1) Jacket, Army blue mess, female (see para 17–7).
  - (2) Skirt, blue mess (see para 17–8).
    - (a) Blue, knee-length.
    - (b) Blue, full-length.
  - (3) Shirt, white, formal, female mess (see para 20–26a).
  - (4) Neck tab, black, dress (see para 20–21a).
  - (5) Cummerbund, black (see para 20–12a).
  - (6) Undergarments (see para 20–32).
  - (7) Shoes, pumps, black (see paras 20–27g and 20–27h).
  - (8) Stockings, sheer (see para 20–28d).
- b.* The variations of the female blue mess uniform are as follows:
  - (1) The female Army blue mess uniform includes the Army blue mess jacket, blue knee-length skirt, black cummerbund, and formal white blouse with black dress neck tab (see figs 17–1 and 17–2).

(2) The female Army blue evening mess uniform includes the Army blue mess jacket, blue full-length skirt, black cummerbund, and formal white blouse with black dress neck tab (see fig 17-3).

---



**Figure 17-1. Army blue mess uniform, general officer, female**

---

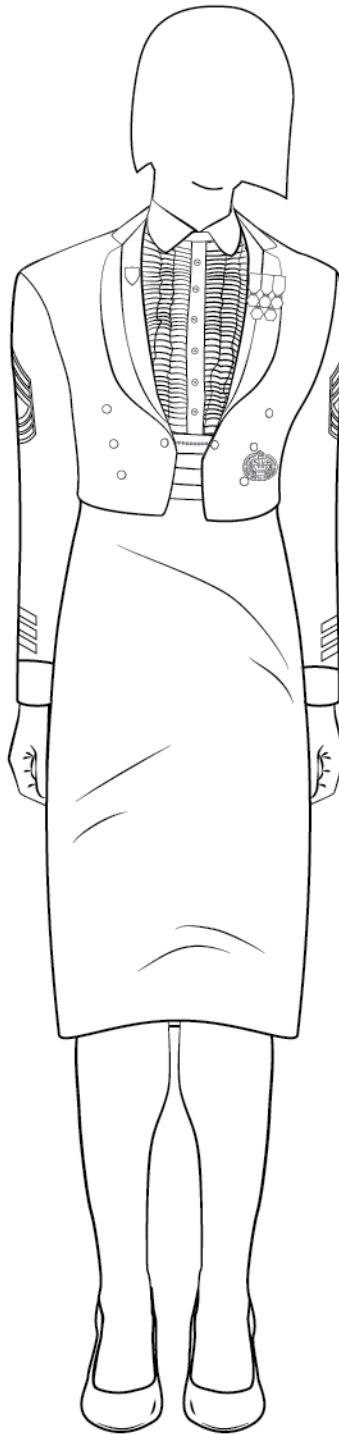
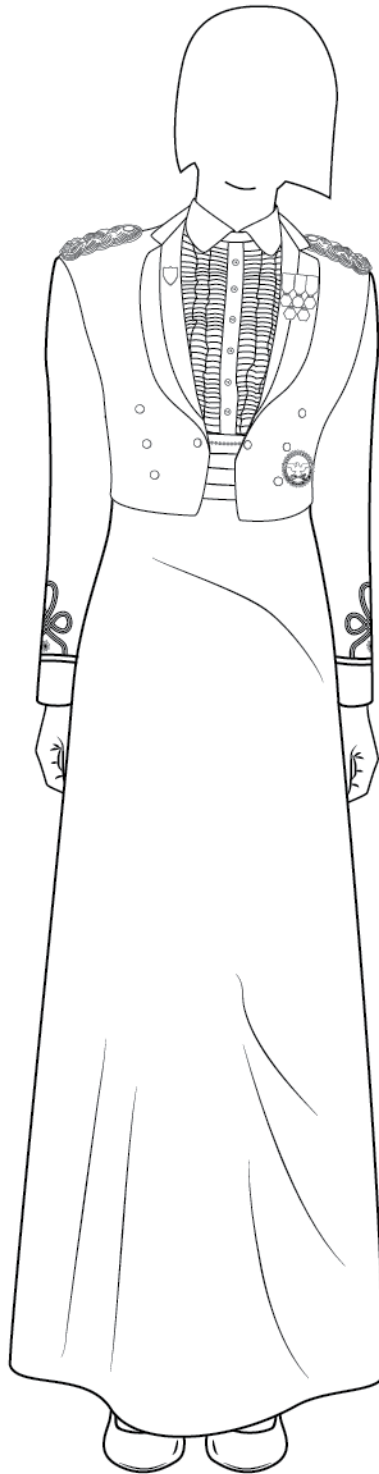


Figure 17–2. Army blue mess uniform, enlisted, female

---



**Figure 17-3. Army blue evening mess uniform, other officers, female**

---

### **17-3. Accessories**

The following accessories are normally worn with the female blue mess and evening mess uniforms.

- a.* Buttons (see para 20-6).
- b.* Cape (officers only) (see para 20-7*a*).
- c.* Coat, all-weather, black (see para 20-9*b*).

- d. Cummerbund, black (see para 20–12a).
- e. Gloves.
  - (1) Black, leather, unisex, dress (only when the black all-weather coat is worn) (see para 20–15c).
  - (2) White, dress (see para 20–15d).
- f. Handbag, black, dress fabric (see para 20–2d).
- g. Neck tab, black, dress (see para 20–21a).
- h. Scarf, dress, black (see para 20–25a).
- i. Shirt, white, formal, female mess (see para 20–26a).
- j. Shoes, pumps, black (see paras 20–27g and 20–27h).
- k. Stockings, sheer (see para 20–28d).
- l. Umbrella, black (see para 20–31).
- m. Undergarments (see para 20–32).
- n. Undershirt, white (see para 20–32g).

#### **17–4. Materials**

The female blue mess jacket and skirt will be made of the following materials and shade:

- a. Wool barathea, dark blue in Army shade 150 or 450, 14-ounce weight.
- b. Wool gabardine, dark blue in Army shade 150 or 450, 11- or 14.5-ounce weight.
- c. Wool elastique, dark blue in Army shade 150 or 450, 15-ounce weight.
- d. Wool tropical, dark blue in Army shade 150 or 450, 9-ounce weight.
- e. Polyester and wool blend gabardine, dark blue in Army shade 450, 9.5-ounce weight.
- f. Polyester and wool blend in plain weave, dark blue in Army shade 450, 9.5-ounce tropical weight.
- g. Polyester and wool elastique, dark blue in Army shade 450, 13.5-ounce weight.

#### **17–5. Insignia, accouterments, decorations, badges, unit awards, and appurtenances**

The following insignia, accouterments, decorations, badges, unit awards, and appurtenances are authorized for wear on the female blue mess and evening mess uniforms:

- a. Aiguillette, dress (officers only) (see para 21–27).
- b. Branch insignia (see para 21–10).
- c. Decorations and service medals, miniature (see para 22–8).
- d. Grade insignia (see paras 21–5 through 21–7).
- e. Insignia representing regimental affiliation (see para 21–24).
- f. Service stripes (enlisted personnel only) (see para 21–28).
- g. U.S. badges (combat and special skill, dress miniature, and ID) (see paras 22–16 and 22–17).

#### **17–6. General guidelines**

- a. Personnel will wear the knee-length mess skirt no longer than 1 inch above or 2 inches below the crease in the back of the knee. The blue evening mess skirt is worn full-length.
- b. Personnel may wear the black dress gloves and black dress scarf when wearing the black all-weather coat. Personnel may wear white gloves with all uniforms.
- c. The black pumps or the black fabric pumps with sheer stockings are the authorized footwear for the female blue mess and blue evening mess uniforms.
- d. No headgear is authorized for wear by female personnel with the Army blue mess or blue evening mess uniforms because these uniforms are only authorized for wear after retreat (see AR 670–1).

#### **17–7. Jacket, Army blue mess, female**

- a. *Design.* The jacket will be made from an approved specification or pattern.
- b. *General description.* The jacket is cut along the lines of an evening dress coat, descending to the point of the hips and slightly curved to a peak in back and in front. The coat has a notched collar with a branch of service colored lapel insert and is fully lined with an inside vertical pocket on the right side. The coat front has six gold 20-ligne buttons. Two 20-ligne buttons joined by a gold or gold-colored chain approximately 1–1/2 inches long are worn in the upper buttonholes. The shoulders have a device for attaching shoulder knots on officer uniforms.
- c. *Lapels.* The lapels of the Army blue mess jacket are rayon, acetate, or other synthetic fabric with a satin face in the following colors:
  - (1) *General officers, except chaplains.* Dark blue.
  - (2) *All chaplains.* Black.



(3) *All other officers.* The first-named color of their basic branch of service (see para 21–20).

(4) *Enlisted personnel.* Dark blue.

d. *Shoulder knots (officers only).*

(1) *General description.* The shoulder knot is made from 1/4-inch diameter cord of gold bullion, synthetic metallic gold, or gold-colored nylon or rayon. The shoulder knot is formed of four plaits composed of three cords interlaced as one and rounded at the top with a gold 20-ligne button positioned in the upper end of the knot. The knot is no more than 4–1/2 inches long and 1–7/8 inches wide, conforming to the shoulder and stiffened on the underside with a flexible backing covered with dark blue or black cloth. The flexible backing has an attachment that is suitable for fastening it to the shoulders of the jacket (see fig 16–4).

(2) *How worn.* Officers wear the shoulder knots attached to the shoulders of the Army blue mess jacket.

e. *Jacket sleeve ornamentation.*

(1) General officers wear a cuff of blue-black velvet braid, 4 inches wide, positioned 1/8 inch from the bottom edge of each sleeve. A band of oak leaves in groups of two, 1 inch wide, are embroidered on each cuff of braid 1 inch below the upper edge in gold bullion, synthetic metallic gold, or gold-colored nylon or rayon. General officer grade insignia is centered on the outside of the sleeves 1 inch above the upper edge of the cuff braid. When general officers wear their branch insignia, it is centered on the outside of the sleeves 1 inch above the upper edge of the cuff braid. Grade insignia is positioned 1 inch above the branch insignia. If branch insignia is worn, general officers will wear the nonsubdued metal pin-on insignia. Grade insignia is embroidered silver bullion. General officer stars are 1 inch in diameter and are worn with one point facing upward. The following describes general officer stars:

(a) General insignia is four stars with 1–1/4 inches between the midpoints and with the stars centered horizontally on the outside of the sleeves (see fig 16–5).

(b) Lieutenant general insignia is three stars with 1–3/8 inches between the midpoints and with the middle star centered horizontally on the outside of the sleeves (see fig 16–6).

(c) Major general insignia is two stars with 2 inches between the midpoints and with the stars centered horizontally on the outside of the sleeves (see fig 16–7).

(d) Brigadier general insignia is one star centered horizontally on the outside of the sleeves (see fig 16–8).

(2) Other commissioned and warrant officers wear a 3/4-inch braid consisting of two 1/4-inch, two-vellum gold, synthetic metallic gold, or gold-colored nylon or rayon braids placed on each sleeve, 1/4 inch apart on a silk stripe of the first-named color of their basic branch. The bottom of the braid is positioned parallel to and 3 inches above the bottom edge of each sleeve. A trefoil is attached to the upper edge of the braid on each sleeve. It consists of a knot composed of three loops, one large upper loop and two small lower loops of 1/4-inch gold, synthetic metallic gold, or gold-colored braid, interlaced at the points of crossing with the ends of the knots resting on the sleeve braid. Officer grade insignia (nonsubdued pin-on or embroidered silver bullion) is worn vertically in the center of the space formed by the lower curves of the knot and the upper edge of the braid (see figs 16–9 and 16–10).

(3) Enlisted personnel wear a 1/8-inch soutache braid of gold-colored nylon or rayon 3 inches above the bottom of each sleeve (see fig 16–11).

## **17–8. Skirts, blue mess and blue evening mess**

a. *Design.* The blue mess and blue evening mess skirts will be made from an approved specification or pattern.

b. *General description.*

(1) The Army blue mess skirt is knee-length with a one-piece front with waist darts (one on each side), a four-piece back, a slide fastener closure on the left side, and a sewn-on waistband that is closed with three hooks and eyes. The skirt is fully lined.

(2) The Army blue evening mess skirt is full-length with a one-piece front with waist darts (one on each side), a four-piece back, a slide fastener closure on the left side, a sewn-on waistband that is closed with three hooks and eyes, and an overlapped center back pleat. The skirt is fully lined.

## **Chapter 18**

### **White Mess Uniforms—Male**

#### **18–1. Classification**

The male white mess uniforms authorized for wear are classified as:

a. The male Army white mess uniform.

b. The male Army white evening mess uniform.

*Note.* Personnel normally wear these uniforms from April to October, except in clothing zones I and II where personnel may wear these uniforms year-round (see CTA 50–900).

## **18–2. Composition**

*a.* The male white mess uniforms consist of the following:

- (1) Jacket, Army white mess, male (see para 18–7).
- (2) Trousers, black mess (see para 18–8).
- (3) Shirt, white.
- (*a*) Semiformal, dress, male mess (see para 20–26*b*).
- (*b*) Formal, male evening mess (see para 20–26*c*).
- (4) Necktie.
- (*a*) Bow, black, dress or mess (see para 20–22*a*).
- (*b*) Bow, white, evening mess (see para 20–22*b*).
- (5) Vest, white, male (see para 20–33).
- (6) Cummerbund, black (see para 20–12*a*).
- (7) Undergarments (see para 20–32).
- (8) Shoes, oxford, black, male (see para 20–27*b*).
- (9) Socks, black dress (see para 20–28*b*).
- (10) Undershirt, white (see para 20–32).

*b.* The variations of the male white mess uniform are as follows:

(1) The male Army white mess uniform includes the Army white mess jacket, black high-waist trousers, white semiformal dress shirt with a turndown collar, black bow tie, and black cummerbund (see figs 18–1 and 18–2).

(2) The male Army white evening mess uniform includes the Army white mess jacket, black high-waist trousers, white formal dress shirt with a wing collar, white vest, and white bow tie (see fig 18–3).




Figure 18–1. Army white mess uniform, general officer, male

---





Figure 18–2. Army white mess uniform, enlisted, male

---



**Figure 18–3. Army white evening mess uniform, other officers, male**

---

### **18–3. Accessories**

The following accessories are normally worn with the male white mess and evening mess uniforms.

- a.* Buttons (see para 20–6).
- b.* Cape (officers only) (see para 20–7*b*).
- c.* Coat, all-weather, black (see para 20–9*b*).

- d. Cufflinks and studs.
  - (1) Gold (white mess only) (see para 20–11b(2)).
  - (2) White (white evening mess only) (see para 20–11b(1)).
- e. Cummerbund, black (see para 20–12a).
- f. Gloves.
  - (1) Black, leather, unisex, dress (only when the black all-weather coat is worn) (see para 20–15c).
  - (2) White, dress (see para 20–15d).
- g. Necktie.
  - (1) Bow, black, dress or mess (white mess only) (see para 20–22a).
  - (2) Bow, white, evening mess (white evening mess only) (see para 20–22b).
- h. Scarf, dress, black (see para 20–25a).
- i. Shirt, white.
  - (1) Semiformal, dress, male mess (see para 20–26b).
  - (2) Formal, male evening mess (see para 20–26c).
- j. Shoes, oxford, black, male (see para 20–27b).
- k. Socks, black, dress (see para 20–28b).
- l. Suspenders (see para 20–29).
- m. Umbrella, black (see para 20–31).
- n. Undergarments (see para 20–32).
- o. Undershirt, white (see para 20–32).
- p. Vest, white, male (see para 20–33).

#### **18–4. Materials**

The male white mess uniform will be made of the following materials and shades:

- a. *Male white mess jacket and vest.*
  - (1) Cotton twill, 8.2-ounce weight, white.
  - (2) Polyester and wool blend in plain weave, 9-ounce tropical weight, white.
  - (3) Polyester and wool blend in gabardine, 10.5-ounce weight, white.
  - (4) Polyester texturized woven serge, 6.5-ounce weight, white.
- b. *Trousers.* Commercial, black, of a tuxedo-type lightweight material.

#### **18–5. Insignia, accouterments, decorations, badges, unit awards, and appurtenances**

The following insignia, accouterments, decorations, badges, unit awards, and appurtenances are authorized for wear on the male white mess and evening mess uniforms:

- a. Aiguillette, dress (officers only) (see para 21–27).
- b. Branch insignia (see para 21–10).
- c. Decorations and service medals, miniature (see para 22–8).
- d. Grade insignia (see paras 21–5 through 21–7).
- e. Insignia representing regimental affiliation (see para 21–24).
- f. Service stripes (enlisted personnel only) (see para 21–28).
- g. U.S. badges (combat and special skill, dress miniature, and ID) (see paras 22–16 and 22–17).

#### **18–6. General guidelines**

- a. The male white mess uniform is worn for black-tie functions and corresponds to a civilian tuxedo (see app B). The male white evening mess uniform is the most formal uniform worn by Army personnel and corresponds to the civilian white tie and tails (see app B).
- b. Personnel may wear the black dress gloves and black dress scarf when wearing the black all-weather coat with these uniforms. Personnel may wear the white gloves with the basic uniform.
- c. The black oxford shoes with black socks are the only authorized footwear for these uniforms.
- d. No headgear is authorized for wear by male personnel with the Army white mess or white evening mess uniforms because these uniforms are only authorized for wear after retreat (see AR 670–1).

#### **18–7. Jacket, Army white mess, male**

- a. *Design.* The jacket will be made from an approved specification or pattern.
- b. *General description.* The jacket is cut along the lines of an evening dress coat, descending to the point of the hips and slightly curved to a peak in back and in front. Two 25-ligne buttons joined by a small gold or gold-colored

chain approximately 1-1/2 inches long are worn in the upper buttonholes. The shoulders have a device for attaching shoulder knots on officer uniforms.

*c. Shoulder knots (officers only).*

(1) *General description.* The shoulder knot is made from 1/4-inch diameter cord of gold bullion, synthetic metallic gold, or gold-colored nylon or rayon. The shoulder knot is formed of four plaits composed of three cords interlaced as one and rounded at the top with a gold 20-ligne button positioned in the upper end of the knot. The knot is no more than 5-1/2 inches long and 2-1/2 inches wide, conforming to the shoulder and stiffened on the underside with a flexible backing covered with dark blue or black cloth. The flexible backing has an attachment that is suitable for fastening it to the shoulders of the jacket (see fig 16-4).

(2) *How worn.* Officers wear the shoulder knots attached to the shoulders of the Army white mess jacket.

*d. Jacket sleeve ornamentation.*

(1) General officers wear a cuff of white mohair or mercerized cotton braid 4 inches wide, positioned 1/8 inch from the bottom edge of each sleeve. General officer grade insignia is centered on the outside of the sleeves 1 inch above the upper edge of the cuff braid. When general officers wear their branch insignia, it is centered on the outside of the sleeves 1 inch above the upper edge of the cuff braid. Grade insignia is positioned 1 inch above the branch insignia. If branch insignia is worn, general officers will wear the nonsubdued metal pin-on insignia. Grade insignia is embroidered white cloth or silver bullion. General officer stars are 1 inch in diameter and are worn with one point facing upward. The following describes general officer stars:

(a) General insignia is four stars with 1-1/4 inches between the midpoints and with the stars centered horizontally on the outside of the sleeves (see fig 18-4).



**Figure 18-4. Sleeve ornamentation, white mess, general**

---

(b) Lieutenant general insignia is three stars with 1-3/8 inches between the midpoints and with the middle star centered horizontally on the outside of the sleeves (see fig 18-5).

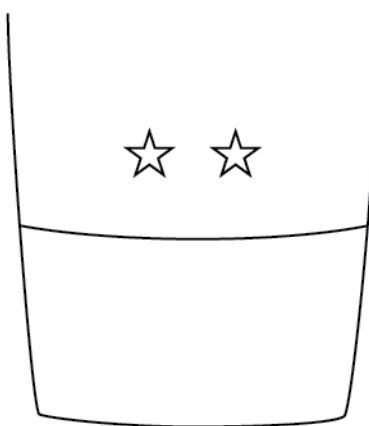


**Figure 18-5. Sleeve ornamentation, white mess, lieutenant general**

---

(c) Major general insignia is two stars with 2 inches between the midpoints and with the stars centered horizontally on the outside of the sleeves (see fig 18-6).

---



**Figure 18-6. Sleeve ornamentation, white mess, major general**

---

(d) Brigadier general insignia is one star centered horizontally on the outside of the sleeves (see fig 18-7).



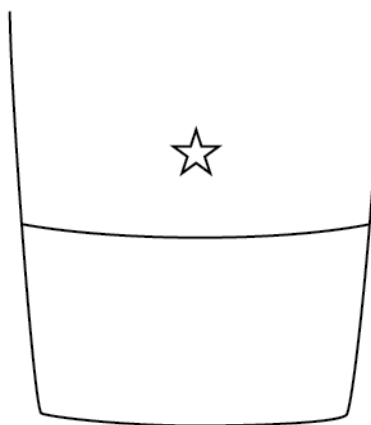


Figure 18–7. Sleeve ornamentation, white mess, brigadier general

---

(2) Other commissioned and warrant officers wear a band of white mohair or mercerized cotton braid sewn on each sleeve, 1/2 inch wide, with the lower edge parallel to and 3 inches above the bottom edge of each sleeve. A trefoil is attached to the upper edge of the braid on each sleeve. It consists of a knot composed of three loops, one large upper loop and two small lower loops of 1/4-inch white soutache braid, interlaced at the points of crossing with the ends of the knots resting on the sleeve braid. Officer grade insignia (nonsubdued pin-on or embroidered white cloth) is worn vertically in the center of the space formed by the lower curves of the knot and the upper edge of the braid (see figs 16–10 and 18–8).

---




Figure 18–8. Sleeve ornamentation, white mess, officer

---

(3) Enlisted personnel wear a 1/8-inch soutache braid of gold-colored nylon or rayon 3 inches above the bottom of each sleeve (see fig 16–11).

#### 18–8. Trousers, black mess

- a. Design.* The trousers will be made from an approved specification or pattern.
- b. General description.* The black trousers are cut along the lines of civilian dress trousers with a high waist and without pleats, cuffs, or hip pockets. Suspenders are authorized for wear, but they may not be visible when worn.

*c. Trousers leg ornamentation.* The trousers leg ornamentation consists of a black silk or satin braid, no less than 3/4 inch wide or more than 1 inch wide, sewn on the outside seam of the trousers leg from the bottom of the waistband to the bottom of the trousers leg.

## **Chapter 19**

### **White Mess Uniforms—Female**

#### **19–1. Classification**

The female white mess uniforms authorized for wear are classified as:

- a.* The female Army white mess uniform.
- b.* The female Army all-white mess uniform.
- c.* The female Army white evening mess uniform.

*Note.* Personnel normally wear these uniforms from April to October, except in clothing zones I and II where personnel may wear these uniforms year-round (see CTA 50–900).

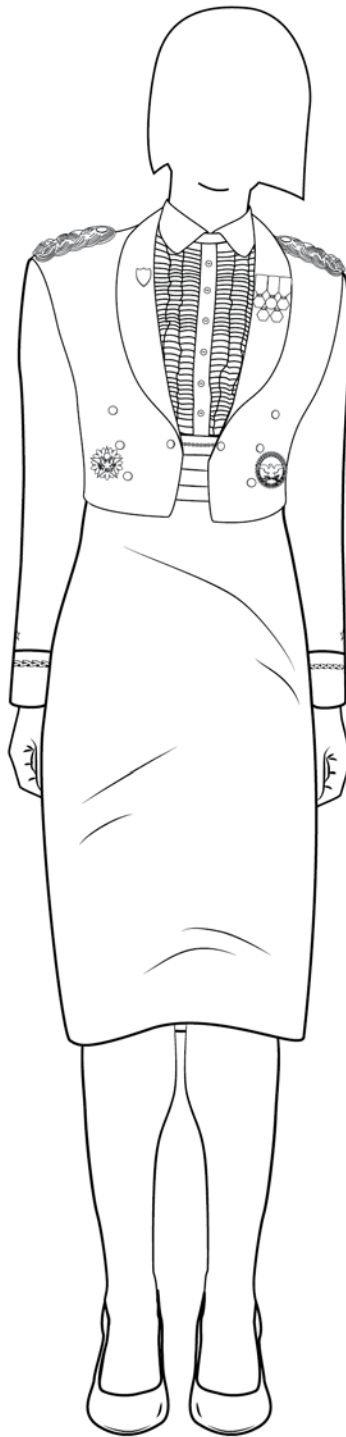
#### **19–2. Composition**

*a.* The female white mess uniforms consist of the following:

- (1) Jacket, Army white mess, female (see para 19–7).
- (2) Skirt (see para 19–8).
  - (a)* White, knee-length.
  - (b)* Black, knee-length.
  - (c)* Black, full-length.
- (3) Shirt, white, formal, female mess (see para 20–26*a*).
- (4) Neck tab, black, dress (see para 20–21*a*).
- (5) Cummerbund.
  - (a)* Black (see para 20–12*a*).
  - (b)* White (see para 20–12*b*).
- (6) Undergarments (see para 20–32).
- (7) Shoes.
  - (a)* Pumps, black (worn with white mess and evening white mess only) (see paras 20–27*g* and 20–27*h*).
  - (b)* Pumps, white (worn with all-white mess only) (see paras 20–27*g* and 20–27*h*).
- (8) Stockings, sheer (see para 20–28*d*).

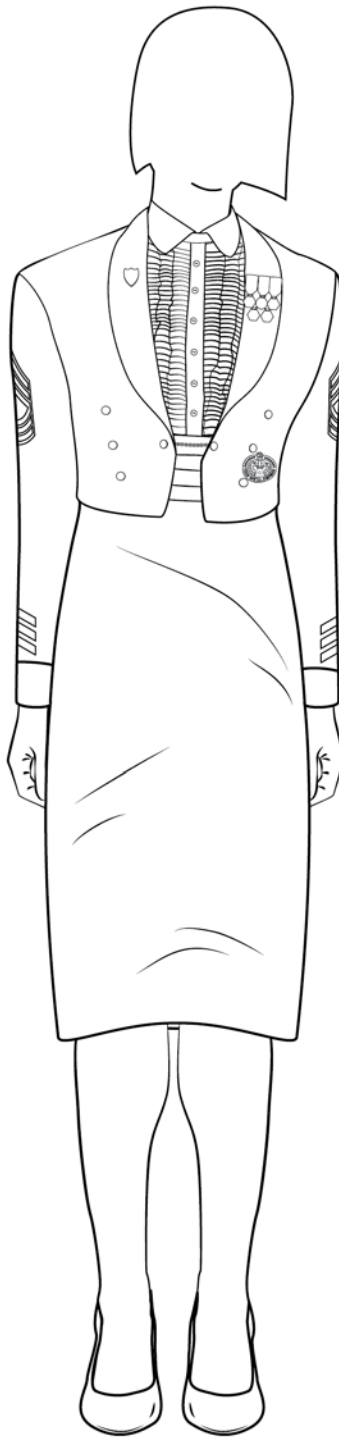
*b.* The variations of the female white mess uniform consist of the following:

- (1) The female Army white mess uniform includes the Army white mess jacket, the black knee-length skirt, the black cummerbund, and the formal white blouse with black dress neck tab (see fig 19–1).
- (2) The female Army all-white mess uniform includes the Army white mess jacket, the white knee-length skirt, the white cummerbund, and the formal white blouse with black dress neck tab (see fig 19–2).
- (3) The female Army white evening mess uniform includes the Army white mess jacket, the black full-length skirt, the black cummerbund, and formal white blouse with black dress neck tab (see fig 19–3). Figure 19–3 shows the Army white evening mess uniform with the old version of the white mess jacket.



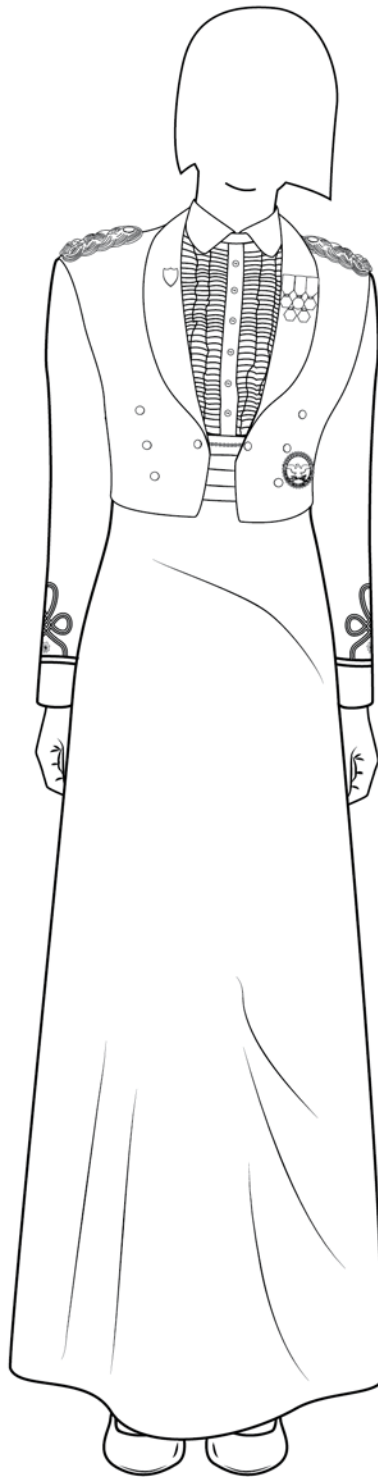
**Figure 19-1. Army white mess uniform, other officers (new version jacket), female**

---



**Figure 19–2. Army all-white mess uniform, enlisted (new version jacket), female**

---



**Figure 19–3. Army white evening mess uniform, general officer (old version jacket), female**

---

### 19-3. Accessories

The following accessories are normally worn with the female white mess uniforms:

- a. Buttons (see para 20-6).
- b. Cape (officers only) (see para 20-7a).
- c. Coat, all-weather, black (see para 20-9b).
- d. Cummerbund.
  - (1) Black (see para 20-12a).
  - (2) White (see para 20-12b).
- e. Gloves.
  - (1) Black, leather, unisex, dress (only when the black all-weather coat is worn) (see para 20-15c).
  - (2) White, dress (see para 20-15d).
- f. Handbag.
  - (1) Black, dress (carried with white mess and evening mess only) (see para 20-2).
  - (2) White, dress (carried with all-white mess only) (see para 20-2d).
- g. Neck tab, black, dress (see para 20-21a).
- h. Scarf, dress, black (see para 20-25a).
- i. Shirt, white, formal, female mess (see para 20-26a).
- j. Shoes, pumps.
  - (1) Black (worn with white mess and evening white mess only) (see paras 20-27g and 20-27h).
  - (2) White (worn with all-white mess only) (see paras 20-27g and 20-27h).
- k. Stockings, sheer (see para 20-28d).
- l. Umbrella, black (see para 20-31).
- m. Undergarments (see para 20-32).
- n. Undershirt, white (see para 20-32g).

### 19-4. Materials

The female white mess uniform will be made of the following materials and shades:

- a. *Female white jacket and skirt.*
  - (1) Polyester and rayon blend in gabardine weave, 6- or 8-ounce weight, white.
  - (2) Texturized polyester serge, 6.5-ounce weight, white.
- b. *Black skirt, knee- and full-length.*
  - (1) Wool tropical, 8.5-ounce weight, Army black shade 149.
  - (2) Polyester and wool blend in plain weave, 10-ounce weight, Army black shade 332.

### 19-5. Insignia, accouterments, decorations, badges, unit awards, and appurtenances

The following insignia, accouterments, decorations, badges, unit awards, and appurtenances are authorized for wear on the female white mess uniforms:

- a. Aiguillette, dress (officers only) (see para 21-27).
- b. Branch insignia (see para 21-10).
- c. Decorations and service medals, miniature (see para 22-8).
- d. Grade insignia (see paras 21-5 through 21-7).
- e. Insignia representing regimental affiliation (see para 21-24).
- f. Service stripes (enlisted personnel only) (see para 21-28).
- g. U.S. badges (combat and special skill, dress miniature, and ID) (see paras 22-16 and 22-17).

### 19-6. General guidelines

- a. Personnel will wear knee-length mess skirts no longer than 1 inch above or 2 inches below the crease in the back of the knee. The evening mess skirt is worn full-length.
- b. Personnel may wear the black dress gloves and black dress scarf when wearing the black all-weather coat. Personnel may wear white gloves with all uniforms.
- c. The black pumps or the black fabric pumps with sheer stockings are the only authorized footwear for the female white mess and white evening mess uniforms. The white pumps or the white fabric pumps with sheer stockings are the only authorized footwear for the female all-white mess uniform.
- d. There are two versions of the female Army white mess jacket. The older version of the jacket is authorized for wear by officers only. The newer version of the jacket is authorized for wear by all female Soldiers. Officers may continue to wear the older version jacket as long as it is serviceable.

e. No headgear is authorized for wear by female personnel with the Army white mess, all-white mess, or white evening mess uniforms because these uniforms are only authorized for wear after retreat (see AR 670-1).

#### **19-7. Jacket, Army white mess, female**

a. *Design.* The jacket will be made from an approved specification or pattern.

b. *General description.*

(1) *New version.* The jacket is cut along the natural waistline and is slightly curved to a peak in back and in front. The coat has a shawl collar with white, self-fabric interfacing, and is fully lined with an inside vertical pocket on the right side. The coat front has six gold 20-ligne buttons. Two 20-ligne buttons joined by a gold or gold-colored chain approximately 1-1/2 inches long are worn in the upper buttonholes.

(2) *Old version (officers only).* The jacket is single-breasted with a natural waistline and a shawl-type collar. It has a two-piece front and a two-panel back. The front pieces have three 20-ligne buttons on each side and the shoulders have two loops for the attachment of shoulder boards. Each sleeve has a band of white braid, 1/2 inch wide, with the lower edge of the band 3 inches from the bottom of the sleeve.

c. *Shoulder ornamentation and insignia.*

(1) *Shoulder knots (officers only).* Shoulder knots are worn by all officers with the new version of the Army white mess jacket and by general officers with the old version of the Army white mess jacket (see fig 16-4).

(a) *General description.* The shoulder knot is made from 1/4-inch diameter cord of gold bullion, synthetic metallic gold, or gold-colored nylon or rayon. The shoulder knot is formed of four plaits composed of three cords interlaced as one and rounded at the top with a gold 20-ligne button positioned in the upper end of the knot. The knot is no more than 4-1/2 inches long and 1-7/8 inches wide, conforming to the shoulder and stiffened on the underside with a flexible backing covered with dark blue or black cloth. The flexible backing has an attachment that is suitable for fastening it to the shoulders of the jacket (see fig 16-4).

(b) *How worn.* Officers wear the shoulder knots attached to the shoulders of the Army white mess jacket.

(2) *Shoulder boards (officers only).* Shoulder boards are worn by female officers in the ranks of colonel and below on the old version of the Army white mess jacket (see para 21-8c).

(a) *General description.* The shoulder board is 4-11/16 inches long and 2 inches wide at the outer end. The background is wool facing cloth in silk or synthetic grosgrain or in satin cloth of the first-named color of the officer's basic branch. The shoulder board has a gold or gold-colored nylon, rayon, or synthetic metallic gold band 3/8 inch wide, placed 1/16 inch from the outer edge of each side of the board. If the officer's branch has two colors, the second-named color is used as a 1/8-inch border placed against the inside edge of each gold band. The grade insignia is embroidered in gold or silver bullion or synthetic metallic yarn and is centered 5/8 inch from the lower edge of the shoulder board. Detachable shoulder boards are worn on each shoulder with the square end of the shoulder board positioned on the outside shoulder seam.

(b) *How worn.* Detachable shoulder boards are worn on each shoulder snapped to the jacket through the shoulder loops with the square end of the shoulder board positioned on the outside shoulder seam.

d. *Jacket sleeve ornamentation.*

(1) *General officers.* On both the old and new versions of the Army white mess jacket, general officers wear a cuff of white mohair or mercerized cotton braid 4 inches wide, positioned 1/8 inch from the bottom edge of each sleeve. General officer grade insignia is centered on the outside of the sleeves 1 inch above the upper edge of the cuff braid. When general officers wear their branch insignia, it is centered on the outside of the sleeves 1 inch above the upper edge of the cuff braid. Grade insignia is positioned 1 inch above the branch insignia. If branch insignia is worn, general officers will wear the nonsubdued metal pin-on insignia. Grade insignia is embroidered white cloth or silver bullion. General officer stars are 1 inch in diameter and are worn with one point facing upward. The following describes general officer stars:

(a) General insignia is four stars with 1-1/4 inches between the midpoints and with the stars centered horizontally on the outside of the sleeves (see fig 19-4).



**Figure 19-4. Sleeve ornamentation, white mess, general**

---

(b) Lieutenant general insignia is three stars with 1-3/8 inches between the midpoints and with the middle star centered horizontally on the outside of the sleeves (see fig 19-5).

---

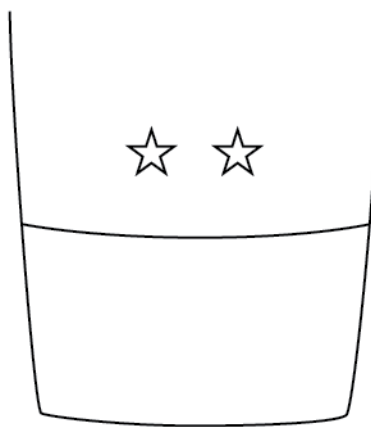


**Figure 19-5. Sleeve ornamentation, white mess, lieutenant general**

---

(c) Major general insignia is two stars with 2 inches between the midpoints and with the stars centered horizontally on the outside of the sleeves (see fig 19-6).



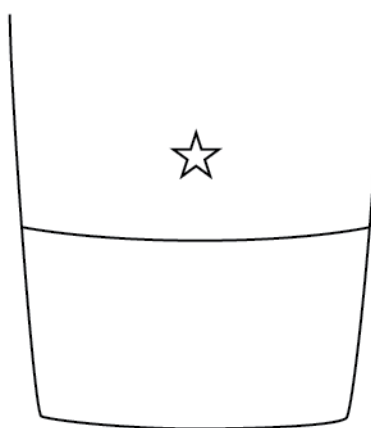


**Figure 19–6. Sleeve ornamentation, white mess, major general**

---

(d) Brigadier general insignia is one star centered horizontally on the outside of the sleeves (see fig 19–7).

---



**Figure 19–7. Sleeve ornamentation, white mess, brigadier general**

---

(2) *Other commissioned and warrant officers.*

(a) *New version.* A band of white mohair or white mercerized cotton braid is sewn on each sleeve, 1/2 inch wide, with the lower edge parallel to and 3 inches above the bottom edge of the braid on each sleeve. A trefoil is attached to the upper edge of the braid on each sleeve. It consists of a knot composed of three loops, one large upper loop and two small lower loops of 1/4-inch white soutache braid, interlaced at the points of crossing with the ends of the knots resting on the sleeve braid. Officer grade insignia (nonsubdued pin-on or embroidered white cloth) is worn vertically in the center of the space formed by the lower curves of the knot and the upper edge of the braid (see figs 16–10 and 19–8).




Figure 19–8. Sleeve ornamentation, white mess, officer

---

(b) *Old version.* A band of white mohair or mercerized cotton braid is sewn on each sleeve, 1/2 inch wide, with the lower edge parallel to and 3 inches above the bottom edge of each sleeve of the old version of the Army white mess jacket.

(3) *Enlisted personnel.* Enlisted personnel wear a 1/8-inch soutache braid of gold-colored nylon or rayon 3 inches above the bottom of each sleeve (see fig 16–11).

#### **19–8. Skirts, white mess, all-white mess, and white evening mess**

a. *Design.* The white mess, all-white mess, and white evening mess skirts will be made from an approved specification or pattern.

b. *General description.*

(1) The white mess skirt is a black knee-length skirt with a one-panel front, a four-panel back of straight design, a waistband, and a zipper closure on the left side.

(2) The all-white mess uniform skirt is a white knee-length skirt with a one-panel front, four-panel back of straight design, a waistband, and a zipper closure on the left side.

(3) The white evening mess skirt is a black full-length skirt with a one-panel front, four-panel back of straight design, a waistband, a zipper closure on the left side, and an overlapped center back pleat.

### **Chapter 20**

#### **Uniform Accessories**

##### **20–1. General**

This chapter lists, in alphabetical order, most uniform accessories referenced in chapters 4 through 19.

##### **20–2. Bags, backpacks, handbags, and purses**

a. Wear policy for bags, backpacks, handbags, and purses not addressed in this paragraph can be found in AR 670–1.

b. Soldiers may carry authorized bags by hand, on one shoulder using a shoulder strap, or over both shoulders using both shoulder straps. Soldiers may not wear a shoulder bag in such a manner that the strap is draped diagonally across the body with the bag resting on the hip opposite the shoulder holding the strap. The bag must be black or match one of the colors of the authorized camouflage patterns when wearing the ACU and Class B uniforms.

c. Handbag, clutch-type, leather, polyurethane, or vinyl.

(1) *Type.* The handbag is an optional purchase item.

(2) *Description.* The handbag is made of leather, polyurethane, or vinyl in a commercial design with a zipper, snap, or envelope-type closure.

(3) *How worn.* Female Soldiers may carry the clutch-type handbag with the female ASU, AGSU, and dress variations and with the utility uniforms while in a garrison (nonfield) environment. The leather version of this handbag is authorized for use with the female ASU, AGSU, and dress variations during and after duty hours. The black leather handbag is worn with the ASU. The brown leather handbag is worn with the AGSU.

d. Handbag, fabric or leather, dress.

(1) *Type.* The handbag is an optional purchase item.

(2) *Description.* The handbag is untrimmed, in leather or fabric, of a commercial design, envelope or clutch-type, with or without a chain or strap.

(3) *How worn.*

(a) Female Soldiers may carry the leather handbag with the female ASU, AGSU, and dress variations during and after duty hours. The black leather handbag is worn with the ASU. The brown leather handbag is worn with the AGSU.

(b) Female Soldiers may carry the fabric handbag with the white and blue mess and evening mess uniforms. It is also authorized for use with the ASU, AGSU, and dress variations after duty hours.

e. Handbag, fabric or leather, white, dress.

(1) *Type.* The handbag is an optional purchase item.

(2) *Description.* The handbag is untrimmed, in white leather or fabric, of a commercial design, envelope or clutch-type, with or without a chain or strap. The handbag and shoes must be made of the same or similar material.

(3) *How worn.* Female Soldiers may carry the fabric or leather white dress handbag with the Army all-white mess uniform during and after duty hours.

f. Handbag, shoulder.

(1) *Type.* The handbag is a one-time cash allowance item as part of the initial clothing bag allowance.

(2) *Description.* The handbag is a commercial design in polyurethane or leather with a shoulder strap attached.

(3) *How worn.* Female Soldiers may carry this handbag with the female ASU, AGSU, and dress variations and with utility uniforms while in a garrison (nonfield) environment. Female Soldiers may carry the bag in the hand or wear it over one shoulder. Soldiers may not wear the shoulder bag in such a manner that the strap is draped diagonally across the body with the purse resting on the hip opposite the shoulder holding the strap.

### **20-3. Belts and buckles**

a. *Belt, rigger, tan 499.*

(1) *Type.* The rigger belt with buckle is a clothing bag issue item.

(2) *Description.* The belt is tan 499 cotton web or woven elastic 2 inches wide.

(3) *How worn.*

(a) The rigger belt is worn with the attached black, open face buckle. It is worn so that the tipped end passes through the buckle to the wearer's left; the end will not extend more than 2 inches beyond the edge of the buckle. The belt's end may be neatly trimmed to ensure a proper fit.

(b) All personnel will wear the rigger and open face buckle with utility uniforms that have belt loops.

b. *Belt, heritage walnut 567, web waist.*

(1) *Type.* The heritage walnut 567 web waist belt is a clothing bag issue item.

(2) *Description.* The unisex belt is heritage walnut 567 cotton web with oxidized brass tip.

(3) *How worn.* The heritage walnut belt is worn only with the open face buckle. The belt is worn so that the tipped end passes through the buckle to the wearer's left for male Soldiers and to the wearer's right for female Soldiers and will not extend more than 1 inch beyond the first pant loop.

c. *Belt, black, web waist, brass tip.*

(1) *Type.* The brass tip belt is an optional purchase.

(2) *Description.* The belt is black cotton web or black woven elastic with a brass tip. The men's belt is 1-1/4 inches wide. The women's belt is 1 inch wide.

(3) *How worn.*

(a) The brass tip belt is worn only with the brass buckle. The belt is worn so that the tipped end passes through the buckle to the wearer's left for male Soldiers and to the wearer's right for female Soldiers. The tipped end will extend beyond the end of the buckle so that only the brass tip is visible, and no fabric portion of the belt can be seen beyond the buckle. The plain end (no tip) of the belt may extend beyond the keeper portion of the inside of the buckle, provided that it is not visible when worn.

(b) Male Soldiers wear the 1-1/4-inch brass tip belt and brass buckle with ASU and dress variation. Male Soldiers may wear suspenders of a commercial design with dress variations, provided that they are not visible.

(c) Female Soldiers wear the 1-inch brass tip belt with the ASU when wearing slacks with the tucked-in version of the dress shirt. Female Soldiers are not required to wear a belt when wearing the overblouse with the slacks.

*d. Buckle, open face.*

(1) *Type.* The buckle is a clothing bag issue item.

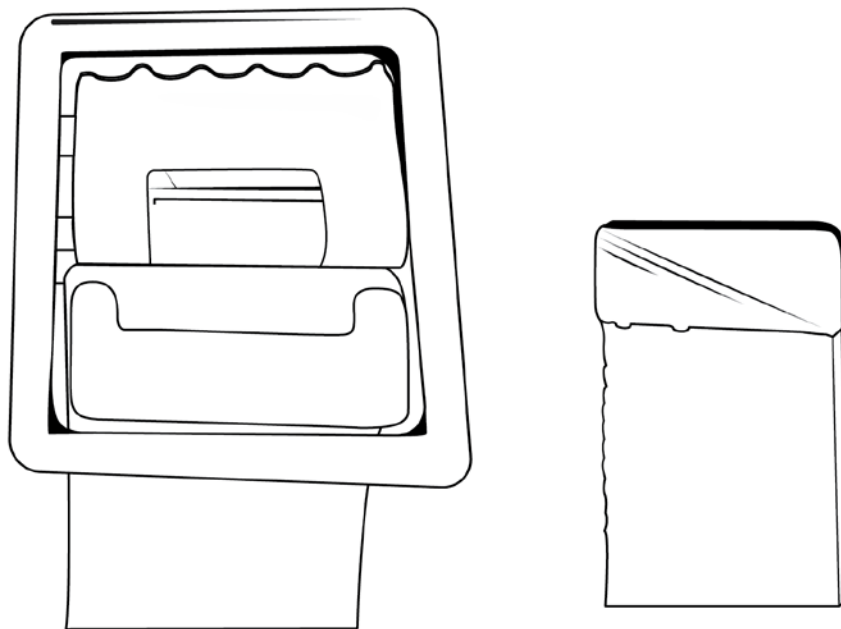
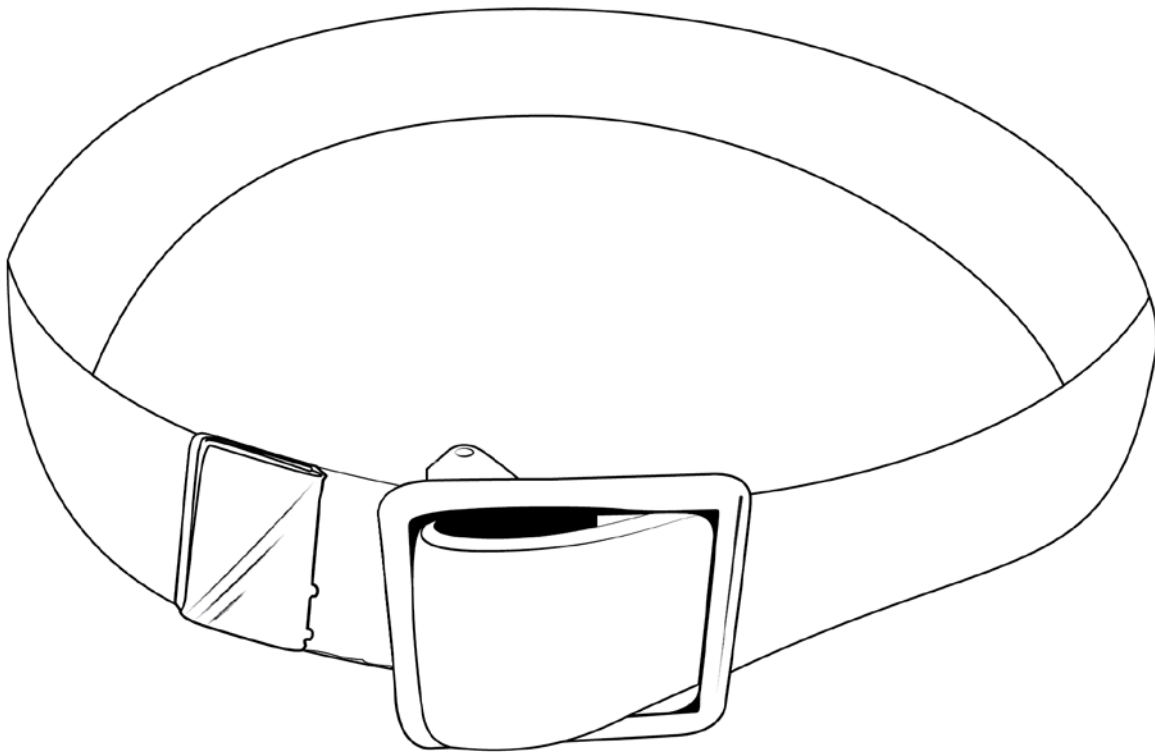
(2) *Description.* A unisex, antique finish open face buckle is worn with the heritage walnut 567 web waist belt (see fig 20–1).

*e. Buckle, belt, brass.*

(1) *Type.* The buckle is an optional purchase item.

(2) *Description.* A brass buckle, 1–11/16 inches long and 1–5/8 inches wide for male Soldiers; 1–1/8 inches by 2 inches for female Soldiers (see fig 20–2).

(3) *How worn.* The buckle is attached to the end of the black web waist belt with the brass tip and is worn with ASU and dress variations.



**Figure 20–1. Web waist belt and open face buckle**

---

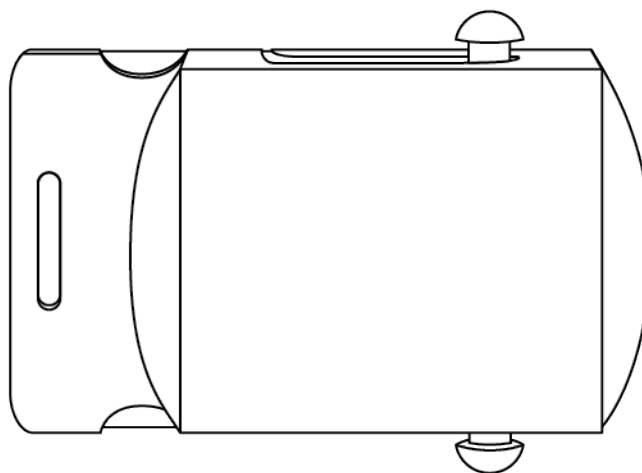


Figure 20–2. Brass buckle

---

#### 20–4. Berets

- a. Beret, black.* The black beret is a clothing bag issue items.
- b. Beret, tan, green, maroon, or brown.* The tan, green, maroon, and brown berets are organizational issue items. Soldiers are authorized wear of organizational beret as follows:
- (1) *Ranger tan beret.* Soldiers currently assigned to the following units are authorized to wear the Ranger tan beret (personnel will wear the approved flash of the unit to which they are assigned):
    - (a) 75th Ranger Regiment.
    - (b) Ranger Training Brigade.
    - (c) Ranger-qualified Soldiers in the following units or positions, if they previously served in the 75th Ranger Regiment and departed on honorable terms: headquarters elements of combatant commands; The Joint Staff, Department of the Army Headquarters; U.S. Special Operations Command; U.S. Army Special Operations Command; U.S. Special Operations Command Joint Task Force; Joint Special Operations Command; and Theater Special Operations Command. Soldiers authorized to wear the tan beret who are assigned to an organization without an approved flash will wear the Headquarters, 75th Ranger Regiment flash. The 75th Ranger Regiment is the sole authority for validation of prior service on honorable terms.
  - (2) *Green beret.* All Special Forces-qualified personnel carrying CMF 18 MOSs, to include 18A or 180A and CSMs reclassified from 18Z to 00Z, are authorized to wear the green beret. This includes Senior and Junior Reserve Officers' Training Corps (ROTC) instructors and those attending training in a student status (for example, Command and General Staff College, Defense Language Institute, or the U.S. Army Sergeants Major Academy). Special Forces personnel who reclassify to another CMF continue to wear the green beret until a new MOS or branch is awarded. Those in CMF 18 who are filling a drill sergeant position will wear the drill sergeant hat while assigned to a valid drill sergeant position and actively training Soldiers. Soldiers awarded the Special Forces tab, but not branched Special Forces, will only wear the green beret while assigned to a Special Forces unit or position. Special Forces personnel will wear the approved flash of the unit to which they are assigned. Special Forces personnel who are assigned to an organization without an approved flash will wear the generic Special Forces flash (the flash approved for personnel assigned to Special Forces positions, but not assigned to Special Forces units).
  - (3) *Maroon beret.* All personnel assigned to Airborne units whose primary missions are Airborne operations wear the maroon beret. The Airborne designation for a unit is found in the unit modification table of organization and equipment. Other Soldiers are authorized to wear the maroon beret as follows (personnel will wear the approved flash of the unit to which they are assigned):
    - (a) Regular Army advisors to reserve Airborne units on jump status.

(b) All personnel assigned to the Airborne departments of the U.S. Army Infantry School and the U.S. Army Quartermaster School.

(c) All personnel assigned to long-range surveillance detachments designated as Airborne.

(d) All personnel assigned to the Airborne/Airlift action office.

(e) Recruiters of the Special Operations Recruiting Company, U.S. Army Recruiting Command. Personnel will wear the U.S. Army Special Operations Command flash.

(f) All personnel assigned to the Airborne procurement team.

(g) All personnel assigned to 55th Signal Company Airborne Combat Camera Documentation Team.

(h) All personnel assigned to 982d Combat Signal Company Airborne platoons.

(i) All personnel assigned to 722d Ordnance Company (Explosive Ordnance Disposal (EOD)).

(j) All personnel assigned to 767th Ordnance Company (EOD).

(k) All personnel assigned to rigger detachments.

(l) All personnel assigned to Army element of U.S. Special Operations Command.

(m) All personnel assigned to 4th Quartermaster Company.

(4) *Brown beret.* All personnel assigned to Security Force Assistance Command and Security Force Assistance Brigades will wear brown berets. The Security Force Assistance Command's core mission is to conduct training, advising, assisting, enabling, and accompanying operations with allied and partner nations. Security Force Assistance Brigade personnel will wear the approved flash of the unit to which they are assigned.

*c. Description.* The beret has a wool-knit outershell lined with silesia interlining and a sweatband. A rayon adjusting ribbon is threaded through the binding. The beret is equipped with a stiffener on the left front and has two eyelets with an eyelet protector on the right side. Except for color, all classes of berets are the same.

*d. How worn.* The beret is worn so that the headband (edge binding) is straight across the forehead, 1 inch above the eyebrows. The flash is positioned over the left eye and the excess materials is draped over to the right ear, extending to at least the top of the ear and no lower than the middle of the ear. Personnel will cut off the ends of the adjusting ribbon and secure the ribbon knot inside the edge binding at the back of the beret. When worn properly, the beret is formed to the shape of the head; therefore, Soldiers may not wear hairstyles that cause distortion of the intended shape of the beret (see para 21–3d for information on wearing headgear insignia and fig 20–3 for wear of the beret). The beret is equipped with a stiffener on the left front for attaching organizational flashes and insignia.

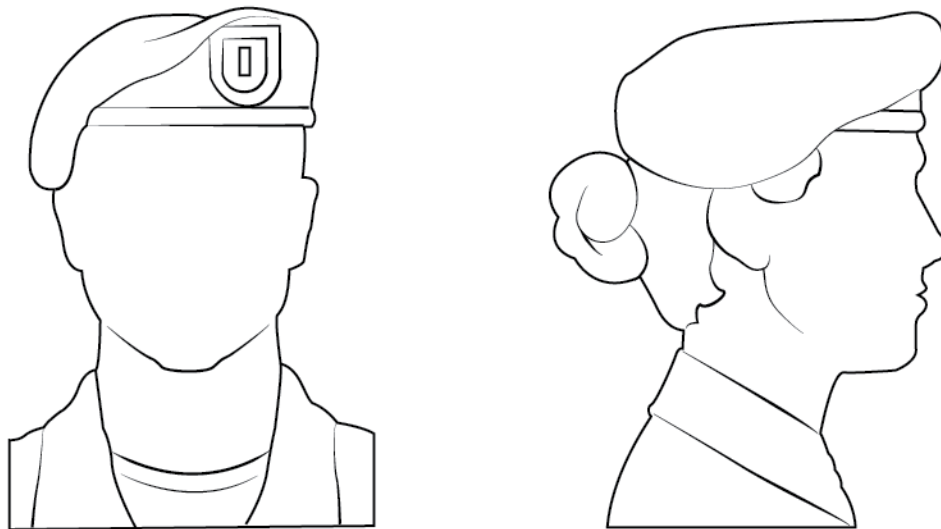


Figure 20–3. Wear of the beret, male and female

## 20–5. Boots

*a. Boots, combat, coyote, leather.* The Army combat boots (hot weather) are clothing bag issue items.

(1) *Description.* The issue Army combat boots (hot weather) are made of coyote-colored, flesh-side out cattlehide leather and nylon duck upper, removable cushioned insert, a closed-loop speed lace system, and drainage eyelets. Soldiers are required to possess two pairs of Army combat boots.

(2) *How worn.*

(a) The boots are laced diagonally. The color of the bootlaces will match the color of the boot, with the excess lace tucked into the top of the boot under the bloused trousers or slacks or wrapped around the top of the boot. Metal or plastic cleats and side tabs are not authorized for wear. Sewn-in or laced-in zipper or hook-and-loop inserts are not authorized.

(b) Rubber or pure polyether polyurethane soles are the only outsole material that currently meets the need for durability and traction on surfaces in multiple environments and temperature ranges. Other materials that may be of a lighter weight may have significant problems in these areas.

b. *Optional boots.* As an option, Soldiers may wear jungle combat boots, commercial boots of a design similar to that of the Army combat boot (coyote), and the combat leather boot (black with ASU and brown with AGSU), as authorized by the commander. Soldiers may wear optional boots in lieu of Army combat boots (coyote), as authorized by the commander. However, they do not replace issue boots as a mandatory possession item.

(1) *Description.*

(a) The boots must be between 8 to 10 inches in height and made of coyote-colored, flesh-side out cattlehide leather with a plain toe and a soling system matching the color of the coyote upper materials. Rubber and polyether polyurethane are the only outsole materials that are authorized. The soling materials will not exceed 2 inches in height when measured from the bottom of the outsole and will not extend up the back of the heel or boot or over the top of the toe. The exterior of the boot upper will not contain mesh, but will be constructed of all leather or a combination of leather and nonmesh fabric.

(b) The combat leather boot is made of leather with a deep lug tread sole made of vulcanized rubber, a removable cushioned insert, a closed-loop speed lace system, and a leather padded collar. A vulcanized rubber sole is the only outsole material that currently meets the need for durability and traction on surfaces. Other materials that may be of a lighter weight may have significant problems in these areas.

(2) *How worn.*

(a) The black leather combat boots are worn with the ASU.

(b) The brown leather combat boots are worn with the AGSU.

(c) Only Soldiers authorized to wear the tan, green, or maroon berets; MP personnel performing MP duties; and those assigned to air assault coded positions may wear combat boots. When worn, the trousers or slacks are bloused (tucked-in or by the use of blousing rubbers or bands). When trousers or slacks are bloused, personnel will not wrap them around the leg so tightly so as to present a pegged appearance. When the trousers or slacks are bloused properly, the bloused portion of the trousers or slacks will not extend below the third eyelet from the top of the boot. Soldiers will not blouse boots so that the bloused portion extends down to the ankle area of the boot.

(d) The boots are laced diagonally with the excess lace tucked into the top of the boot under the bloused trousers or slacks or wrapped around the top of the boot. Metal cleats and side tabs are not authorized for wear, except by honor guards and ceremonial units in the performance of ceremonial duties. When metal cleats and side tabs are authorized for wear, commanders will furnish them to Soldiers at no cost. Sewn-in or laced-in zipper inserts are not authorized.

(e) Optional boots are not authorized for wear when the commander issues and prescribes standard organizational footwear for safety or environmental reasons, such as insulated boots or safety shoes. Personnel may wear specialty boots authorized for wear by specific groups of Soldiers, such as the tanker boot, only if the commander authorizes such wear. Soldiers may not wear optional boots in formation when uniformity in appearance is required.

c. *Organizational boots.* When prescribed and issued by the commander according to CTA 50-900, personnel may wear organizational boots, such as temperate boots or safety boots, with field and utility uniforms.

## **20-6. Buttons**

a. *Regular Army for the Army green service uniform.*

(1) *Type.* The buttons are clothing bag issue items.

(2) *Description.* The buttons (see fig 20-4) are antique finish with the coat of arms of the United States superimposed. Buttons are available in 20-ligne, 25-ligne, 30-ligne, and 36-ligne sizes. There are 40 lignes to 1 inch.





Figure 20–4. Regular Army button

---

(3) *How worn.* The buttons are worn on the coat of the AGSU.

*b. Regular Army.*

(1) *Type.* The buttons are optional purchase items.

(2) *Description.* The buttons (see fig 20–4) are yellow-gold plated with the coat of arms of the United States superimposed. Buttons are available in 20-ligne, 25-ligne, 30-ligne, and 36-ligne sizes. There are 40 lignes to 1 inch. White-gold anodized aluminum buttons are not authorized for wear.

(3) *How worn.* The buttons are worn on the coats and jackets of ASU and dress variation and mess uniforms.

*c. Essayons buttons.*

(1) *Type.* The buttons are optional purchase items.

(2) *Description.* The buttons (see fig 20–5) are available in antique finish and yellow-gold plated finish and have an eagle holding a scroll in its beak inscribed with the word “Essayons.” A bastion with embrasures is in the distance surrounded by water with the sun rising over the water. The buttons are available in 20-ligne, 25-ligne, 30-ligne, and 36-ligne sizes. White-gold anodized aluminum buttons are not authorized for wear.

(3) *How worn.*

(a) The antique finish buttons are worn on the coats of the AGSU by all members of the Corps of Engineers with an engineer primary MOS or branch.

(b) The yellow-gold plated finish buttons are worn on the coats and jackets of the ASU and dress variation and mess uniforms by all members of the Corps of Engineers with an engineer primary MOS or branch.



Figure 20–5. Essayons button

---


## 20–7. Capes

*a.* Cape, blue, female (officers only).

(1) *Type.* The cape is an optional purchase item.

(2) *Description.* The blue cape will be made from an approved specification or pattern. The material is wool gabardine in Army blue 450. The cape is fully lined with white rayon satin. The cape has fitted shoulders with front and back darts; a high, rounded soft collar; and arm slits. It is devoid of visible stitching. The black cape is approximately knee-length and will extend at least 1 inch below the skirt hem of the Army mess uniform short skirt (see fig 20–6).

(3) *How worn.* The cape may be worn with the ASU dress variation and with the Army blue and white mess and evening mess uniforms.



**Figure 20–6. Blue cape, female officer**

---

*b. Cape, blue, male (officers only).*

(1) *Type.* The cape is an optional purchase item.

(2) *Description.* The blue cape will be made from an approved specification or pattern. The materials are wool and broadcloth, dark blue in Army shade 150; wool and gabardine, dark blue in Army shade 150; wool and elastique, dark blue in Army shade 150. The cape will reach to at least the midpoint of the knee, but it will be no lower than 2 inches below the knee (see fig 20–7). The lining of the Army blue cape is rayon, acetate, or another synthetic fabric with a satin face and wool nap back in one of the following colors:

(a) *General officers.* Dark blue.

(b) *All other officers.* The first-named color of the basic branch.

(3) *How worn.* Officers may wear the cape with Army white and blue dress, mess, and evening mess uniforms. Enlisted personnel are not authorized to wear the cape.



Figure 20–7. Blue cape, male officer

---

## 20–8. Chaplain's apparel

*a. Scarves.* Chaplain's scarves are organizational issue items based on faith.

(1) *Christian faith.* A scarf of standard Army ecclesiastical pattern of suitable black material, 9 feet long. On each end, in gold-colored machine embroidery, the scarf is embroidered with the coat of arms of the United States, 3 inches high, with the Christian chaplain's insignia, 4 inches high, spaced 1/2 inch below the coat of arms. The bottom edge of the Christian insignia is 6–1/2 inches from the end of the scarf.

(2) *Jewish faith.* A scarf of standard Army ecclesiastical pattern of suitable white or black material, 9 feet long. On each end in gold-colored machine embroidery, the scarf is embroidered with the coat of arms of the United States, 3 inches high, with the Jewish chaplain's insignia, 4 inches high, spaced 1/2 inch below the coat of arms. The bottom edge of the Jewish insignia is 6–1/2 inches from the end of the scarf.

(3) *Muslim faith.* A scarf of standard Army ecclesiastical pattern of suitable white or black material, 9 feet long. On each end in gold-colored machine embroidery, the scarf is embroidered with the coat of arms of the United States,

3 inches high, with the Muslim chaplain's insignia, 4 inches high, spaced 1/2 inch below the coat of arms. The bottom edge of the Muslim insignia is 6-1/2 inches from the end of the scarf.

*b. Vestments.* Chaplains are authorized to wear the military uniform, vestments, or other appropriate attire prescribed by ecclesiastical law or denominational practice when conducting religious services.

*c. Chaplain and chaplain candidate insignia.* See paragraphs 21-10c(10) and 21-10c(12) for the description and wear guidance of chaplain and chaplain candidate branch insignia.

*d. How worn.* Chaplains may wear the chaplain's scarf or stole with the uniform, vestments, or other appropriate attire when conducting religious services.

## **20-9. Coat, all-weather**

*a. Heritage green.*

(1) *Type.* The heritage green all-weather coat is a clothing bag issue item.

(2) *Description.* The heritage green all-weather coat is made of 65-percent polyester and 35-percent cotton. The coat is a six-button, double-breasted model with a belt, convertible collar that buttons at the neck, gun flap, shoulder loops, adjustable sleeve straps, welt pockets with two inside hanging pockets, and zip-out liner(see fig 20-8). The back of the coat has a yoke and center vent. The coat is one-quarter lined with basic material. The sleeve lining is made of nylon taffeta. There is no wear-out date for the interim version of the double-breasted coat made from 50-percent polyester and 50-percent cotton.

*b. Black.* The black all-weather coat is an optional purchase item and is authorized for wear with the ASU and culinary and mess uniforms.



**Figure 20–8. Coat, all-weather with officer insignia**

---

*c. How worn.* Personnel may wear the all-weather coat with or without the liner. They will wear the coat buttoned, except for the neck closure, which personnel may wear open or closed (unless otherwise outlined by this pamphlet). Male and female coats are buttoned and belted from opposite directions. The scarf is authorized for wear with the all-weather coat. Personnel may wear the coat with the AGSU, AGSU dress variation, ASU, ASU dress variation, mess, and garrison culinary uniforms. The all-weather coat is authorized for wear with utility uniforms only in a garrison environment when personnel have not been issued organizational rain gear. When the grade insignia is removed from the coat, personnel may wear the coat with civilian clothing.

(1) *Black all-weather coat.* Officers wear nonsubdued pin-on grade insignia on the shoulder loops of this coat. NCOs wear shoulder marks on the shoulder loops. Enlisted personnel wear nonsubdued grade insignia on the collars.

(2) *Heritage green all-weather coat.* All ranks wear nonsubdued pin-on grade insignia on the shoulder loops of this coat.

## **20–10. Cover, cap, rain**

- a. Type.* The cap cover is an optional purchase item.
- b. Description.* The cover is made of transparent plastic with a visor protector. There is elastic webbing around the peripheral opening of the crown cover and the edge of the visor cover.
- c. How worn.* Soldiers may wear the cover when wearing the heritage green or Army blue service caps. The cover will completely cover the crown and visor.

## **20–11. Cufflinks and studs**

- a. Type.* Cufflinks and studs are optional purchase items.
- b. Description.* Male Soldiers may wear the cufflinks and studs with the following uniforms:
  - (1) *Blue and white evening mess uniform.* Personnel may wear plain white studs or cufflinks, such as white mother-of-pearl, with or without rims of platinum or white gold.
  - (2) *Blue and white mess uniforms.* Personnel may wear gold or gold-colored metal studs or cufflinks with a round, plain face. The cufflinks may be post or link type, 1/2 to 3/4 inch in diameter. Studs may be 1/4 to 3/8 inch in diameter.
  - (3) *Army service uniform dress variation.* If worn, the cufflinks will be plain gold or gold-colored metal as described in paragraph 20–11b(2).

## **20–12. Cummerbunds**

- a. Cummerbund, black, female and male.*
  - (1) *Type.* The cummerbund is an optional purchase item.
  - (2) *Description.* The cummerbund is black, made of a commercial design, in silk or satin material with four or five pleats running the entire length of the cummerbund.
  - (3) *How worn.* The cummerbund is worn with the pleats facing down. Female Soldiers wear the black cummerbund with the blue and white mess and evening mess uniforms. Male Soldiers wear it with the white and blue mess uniforms. The male bow tie and cummerbund must be made of the same material.
- b. Cummerbund, white, female.*
  - (1) *Type.* The cummerbund is an optional purchase item.
  - (2) *Description.* The cummerbund is white, made of a commercial design, in silk or satin material with four or five pleats running the entire length of the cummerbund.
  - (3) *How worn.* The white cummerbund is worn with the pleats facing down. Female Soldiers wear the white cummerbund with the all-white mess uniform.

## **20–13. Fleece cap**

- a. Fleece cap, black.*
  - (1) *Type.* The fleece cap is a clothing bag issue item.
  - (2) *Description.* The fleece cap is a single ply, bell shape, pull-on style cap of plain, black fleece or microfiber material.
- b. Fleece cap, coyote brown.*
  - (1) *Type.* The fleece cap is an optional purchase item.
  - (2) *Description.* The fleece cap is a single ply, bell shape, pull-on style cap of plain, coyote brown fleece or microfiber material.
- c. How worn.* Personnel wear the fleece cap pulled down snugly on the head with the bottom edge covering the ears, but not covering the eyebrows. The bottom edge (all) of the cap may be folded, but not rolled. The fleece cap is worn with the APFU or the combat uniform, as prescribed by the commander.

## **20–14. Garrison cap, Army green**

- a. Type.* The garrison cap is a clothing bag issue item.
- b. Description.* The cap will be made from an approved specification or pattern.
- c. How worn.* The garrison cap may be worn by all personnel with Class A or B AGSU. The garrison cap is worn with the front vertical crease of the cap centered on the forehead in a straight line with the nose, with the front lower portion of the cap approximately 1 inch above the eyebrows (approximately the width of the first two fingers). The cap is placed on the head in such a manner that the front and rear vertical creases and the top edge of the crown form unbroken lines in silhouette, and the ridge of the cap is parallel to the ground while standing at attention. Personnel will not crush or shape the crown of the cap to form peaks at the top front or top rear of the cap (see fig 20–9) (see para 21–3e for wear of insignia on the garrison cap).

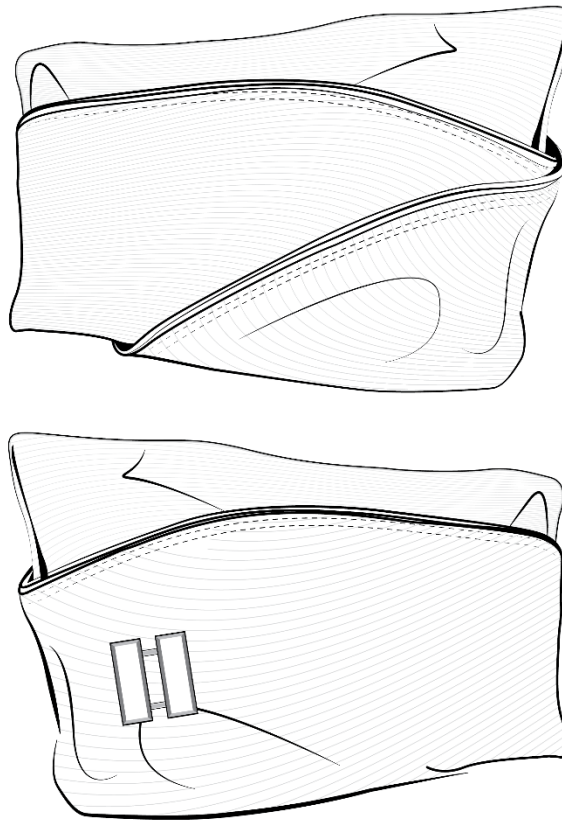


Figure 20–9. Garrison cap

---

## 20–15. Gloves

### *a. Gloves, utility.*

(1) *Type.* The gloves are clothing bag issue items.

(2) *Description.*

(a) *Light duty utility.* The gloves are four-finger-and-thumb type design in a slip-on style. This glove may be worn alone or as a shell with inserts. This glove may also be worn in combination with thermal inserts or chemical protection handwear.

(b) *Black, unisex, leather shell, with inserts.* The gloves are four-finger-and-thumb type design in a slip-on style. An adjustable strap and buckle is provided on the back of the gloves. The inserts are worn inside the black leather shell gloves. There is no wear-out date for the black leather gloves or the green wool inserts, which may be worn until stocks are exhausted or until unserviceable.

(3) *How worn.* These gloves are authorized for wear with or without cold weather outer garments, to include the ACU parka. Soldiers may wear the gloves with utility uniforms without cold weather outer garments. Personnel may not wear the inserts without the leather or utility shell gloves when worn with utility uniforms and cold weather outer garments.

(4) *Optional gloves.* As an option, Soldiers may wear commercial gloves, unless restricted by the commander, as an optional purchase item. Gloves must be four-finger-and-thumb type design in a slip-on style, all black, plain with no logos or designs, made of black leather, fabric, or other material of appropriate commercial design.



(5) *Flame-resistant gloves.* Soldiers are authorized to wear flame-resistant gloves issued by the Army, including colors or logos that do not comply with paragraph 20–15a(2) or 20–15a(4), in garrison or field environments unless otherwise directed by their chain of command. A list of currently approved flame-resistant gloves is available through the Army Combat Readiness Center.

*b. Gloves, brown, leather, unisex, dress.*

(1) *Type.* The gloves are clothing bag issue items.

(2) *Description.* The gloves are brown leather in an approved specification or pattern or of a similar commercial design.

(3) *How worn.* The gloves are authorized for wear with the AGSU and when wearing the all-weather coat, windbreaker, Eisenhower jacket, or leather service jacket.

*c. Gloves, black, leather, unisex, dress.*

(1) *Type.* The gloves are an optional purchase item.

(2) *Description.* The gloves are black leather in an approved specification or pattern or of a similar commercial design.

(3) *How worn.* The gloves are authorized for wear with the Class A ASU and dress variation and when wearing the black all-weather coat, windbreaker, or capes.

*d. Gloves, white, dress.*

(1) *Type.* The gloves are optional purchase items.

(2) *Description.* The gloves are made of cotton, kid, doeskin, silk, or other material of appropriate commercial design.

(3) *How worn.* The gloves are authorized for year-round wear with the Army dress uniform and the white or blue mess and evening mess uniforms. When prescribed by the commander, MP may wear white gloves with service uniforms.

## **20–16. Hat, drill sergeant**

*a. Female.*

(1) *Type.* The hat is an organizational issue item.

(2) *Description.* The hat is made from an approved specification or pattern.

(3) *How worn.*

(a) The hat is worn with the utility and service uniforms by female drill sergeants assigned to valid drill sergeant positions. NCO faculty members of a drill sergeant school who have graduated from drill sergeant school and are actively engaged in drill sergeant instruction will wear this hat. Upon release from this assignment, NCOs are no longer authorized to wear the drill sergeant hat.

(b) The hat is worn straight on the head with no hair visible on the forehead below the front brim of the hat. Personnel will wear the hat so as to retain its original design and will not crush, flatten, dent, or otherwise reshape the hat. Personnel will wear the hat with the left side of the brim snapped and the right side parallel to the ground. The chinstrap is worn with the chinstrap keeper pushed up under the chin. The headgear insignia worn on the drill sergeant hat is described in paragraph 21–3c (see fig 20–10).




Figure 20–10. Hat, drill sergeant, female

---

*b. Male.*

(1) *Type.* The hat is an organizational issue item.

(2) *Description.* The hat is made from an approved specification or pattern.

(3) *How worn.*

(a) The hat is worn with the service and utility uniforms by male drill sergeants assigned to valid drill sergeant positions. NCO faculty members of a drill sergeant school who have graduated from drill sergeant school and are actively engaged in drill sergeant instruction will wear this hat. Upon release from this assignment, NCOs are no longer authorized to wear the drill sergeant hat.

(b) The black leather strap issued with the hat is worn threaded through the appropriate eyelets in the brim of the hat so that the strap goes around the front of the hat, and the buckle is fastened and centered at the back of the wearer's head. The running end of the strap will be to the wearer's left. Personnel will wear the hat without noticeable tilt to the front, rear, or either side so the brim of the hat is as nearly level in all directions as possible. No modifications in the shape of the hat are authorized. The headgear insignia worn on the drill sergeant hat is described in paragraph 21–3b (see fig 20–11).



**Figure 20–11. Hat, drill sergeant, male**

---

## **20–17. Jackets and windbreakers**

### *a. Eisenhower (Ike) jacket.*

(1) *Type.* The Eisenhower (Ike) jacket is an optional purchase item.

(2) *Description.* The Eisenhower (Ike) jacket will be made from an approved specification and pattern in heritage green 564 (see fig 20–12).

(3) *How worn.* All personnel may wear the Eisenhower (Ike) jacket with the Class B AGSU. Personnel will not wear the Ike jacket in formations unless authorized by the commander. Personnel will wear the Ike fastened to at least the second button down from the top of the jacket.

(a) All Soldiers will wear sewn-on SSI and SSI–MOHC (see paras 21–17 and 21–18) and overseas service bars (see para 21–29) as appropriate. Medals and badges will be worn in accordance with AGSU guidance in chapter 22 of this pamphlet. Unless directed by a commander in accordance with AR 670–1, authorized awards are worn at the option of the wearer, when not prohibited, during normal duty hours.

(b) Commissioned and warrant officers will wear pin-on rank on the shoulder loops (see paras 21–5 and 21–6).

(c) Enlisted Soldiers will wear sewn-on rank and service stripes (see paras 21–7 and 21–28), as appropriate.




Figure 20–12. Eisenhower (Ike) jacket

---

*b. Leather service jacket (bomber).*

(1) *Type.* The leather service jacket (bomber) is an optional purchase item.

(2) *Description.* The bomber is goatskin leather with a rayon, polyester, and cotton lining. It has two front horizontal patch pockets aligned with flaps that close with unexposed, reinforced snap fasteners. The patch pockets include a side entry. The bomber has a snap down flat collar, two shoulder loops, a fly front slide fastener closure with a leather thong pull, and knitted cuffs and waist. The bomber has right and left inside welt chest pockets, an inside two-section pencil pocket on the left side, and a leather hanger loop in the back neck seam of the inside collar (see fig 20–13).

(3) *How worn.* All personnel may wear the bomber with the Class B AGSU. Personnel will not wear the bomber in formations unless authorized by the commander. Personnel will wear the bomber zipped to at least the second button down from the top of the shirt. All personnel wear shoulder marks with hook and loop on the shoulder loops. Personnel may wear the bomber without insignia when wearing civilian clothing.

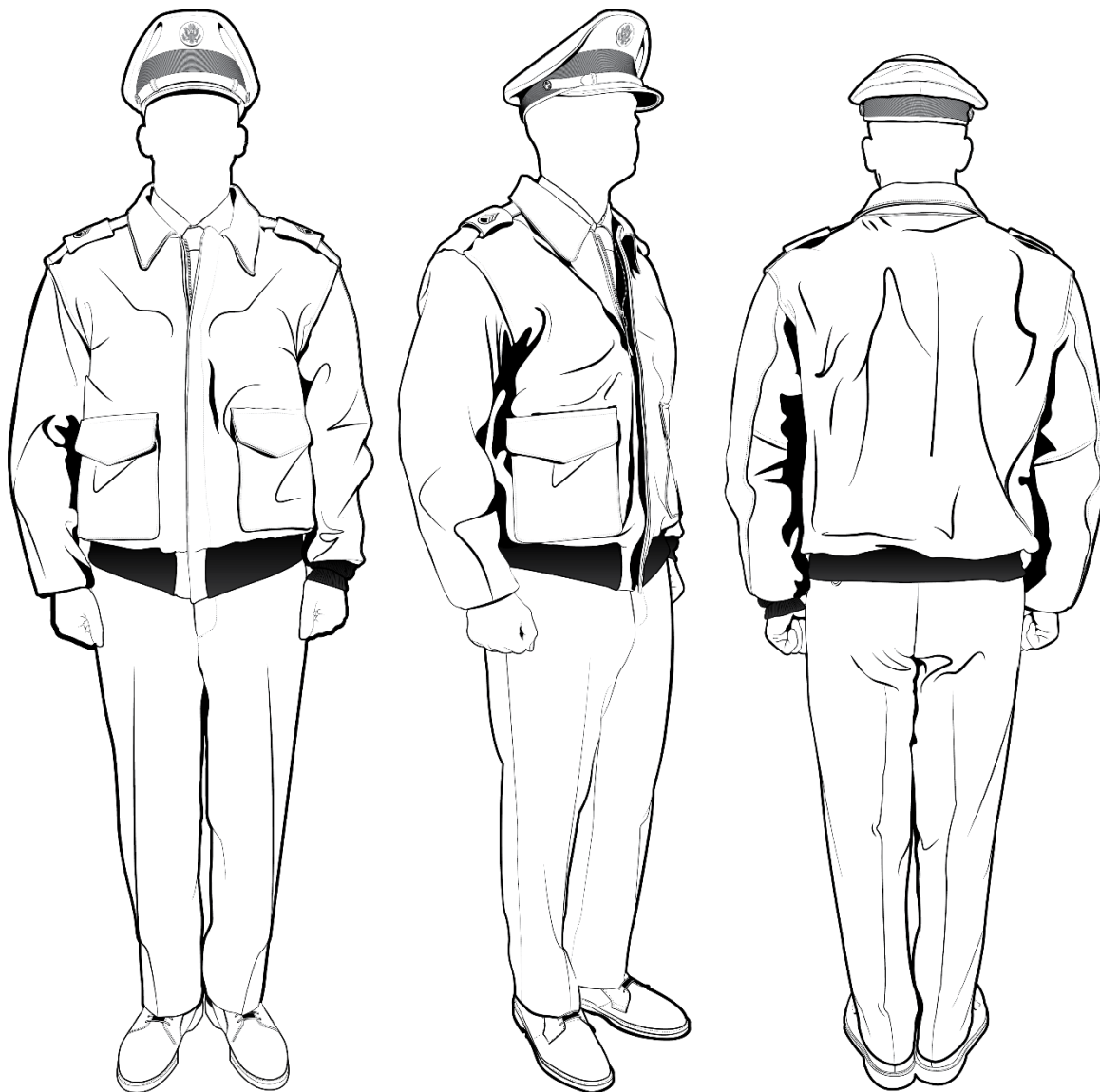


Figure 20-13. Leather service jacket (bomber)

---

*c. Windbreaker, black.*

(1) *Type.* The windbreaker is an optional purchase item.

(2) *Description.* The black windbreaker is made of 55-percent polyester and 45-percent wool gabardine in Army shade 458 and has a hook-and-loop-in liner. The windbreaker is single-breasted with a covered slide fastener front closure, a bi-swing back, two inside hanging breast pockets, two slash pockets, shoulder loops with button/buttonhole and set-in sleeves with knitted cuffs. The female windbreaker has front darts. The officer windbreaker has a knit collar, cuffs, and waist. The enlisted windbreaker has a standard collar, knit cuffs, and waist. Female Soldiers are authorized to wear the female or male windbreakers (see fig 20-14).

(3) *How worn.* All personnel may wear the windbreaker with the Class B ASU and garrison culinary uniforms. Personnel will not wear the windbreaker in formations unless authorized by the commander. Personnel will wear the windbreaker zipped to at least the second button down from the top of the shirt. Officers wear nonsubdued pin-on grade insignia on the shoulder loops of this coat. NCOs wear shoulder marks on the shoulder loops. Enlisted personnel wear nonsubdued grade insignia on the collars. Personnel may wear the windbreaker without insignia when wearing civilian clothing.



**Figure 20–14. Windbreakers, black**

---

*d. Windbreaker, heritage green.*

(1) *Type.* The windbreaker is an optional purchase item.

(2) *Description.* The heritage green windbreaker is made of 55-percent polyester and 45-percent wool gabardine in Army shade 564 and has a hook-and-loop-in liner. The windbreaker is single-breasted with a covered slide fastener front closure; a bi-swing back; two inside hanging breast pockets; two slash pockets; shoulder loops with button/buttonhole; and knitted collar, cuffs, and waistband (see fig 20–15).

(3) *How worn.* All personnel may wear the windbreaker with the Class B AGSU. Personnel will not wear the windbreaker in formations unless authorized by the commander. Personnel will wear the windbreaker zipped to at least the second button down from the top of the shirt. Personnel wear nonsubdued pin-on grade insignia on the shoulder loops of this coat. Personnel may wear the windbreaker without insignia when wearing civilian clothing.

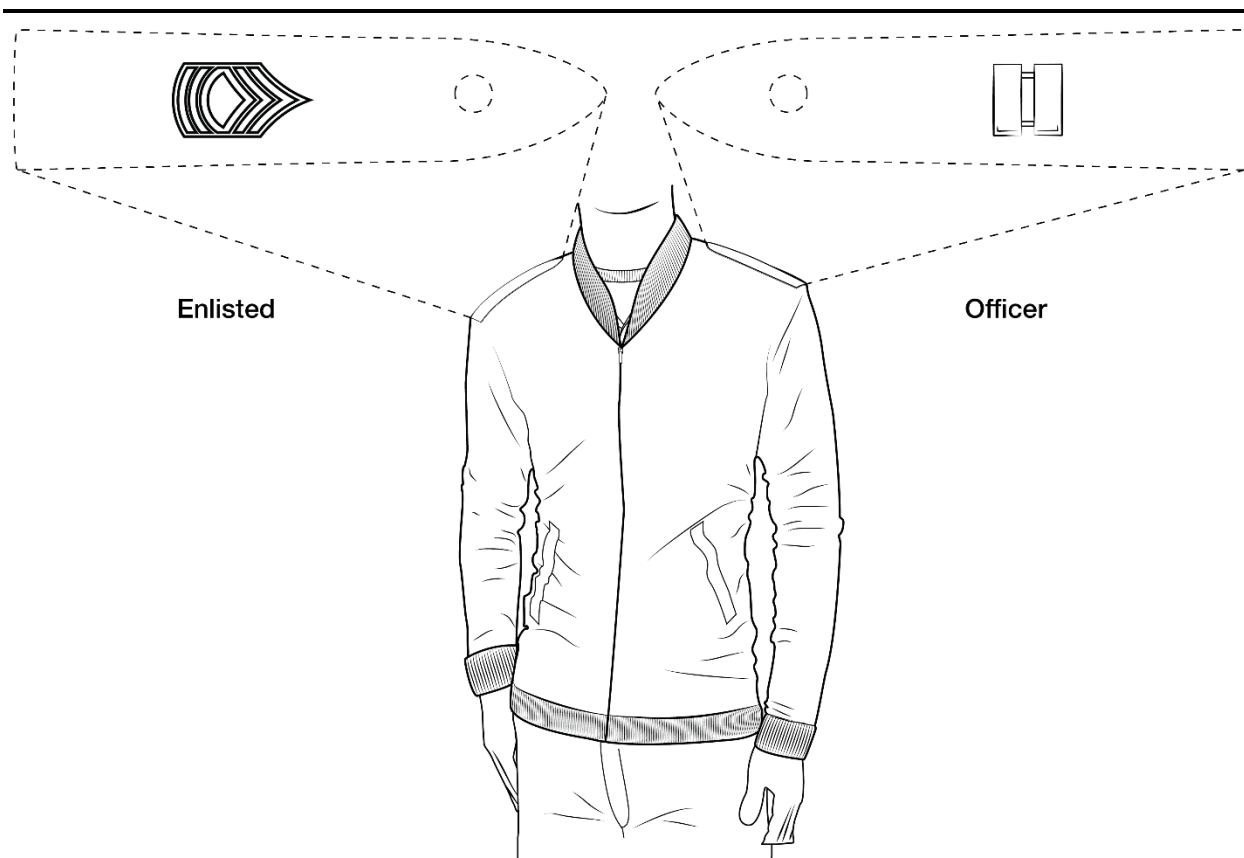


Figure 20–15. Windbreaker, heritage green

## 20–18. Judge’s apparel

- a. Type.* Judicial robes are organizational issue items.
- b. Description.* The judicial robes are of the type customarily worn in the U.S. Court of Appeals for the Armed Forces.
- c. How worn.* Judicial robes are worn by officers designated as military judges and appellate military judges when participating in trials by court-martial, hearings by a court of military review, and other judicial proceedings. When a judicial robe is worn, personnel will wear a service uniform underneath the robe.

## 20–19. Military police accessories

- a. Type.* The MP accessories are organizational issue items.
- b. Description.*
  - (1) ACU-patterned equipment is authorized for wear inside an Army corrections facility.
  - (2) Badge, MP.
  - (3) Baton, metal, collapsible, black (or other locally prescribed baton tool).
  - (4) Belt, black, load-bearing, approximately 2 to 3 inches wide, with buckle.
  - (5) Brassard, MP, or Criminal Investigation Division (CID), subdued, foliage green with black letters.
  - (6) Carrier, club, or baton.
  - (7) Carrier, ring, flashlight.
  - (8) Case, ammunition magazine, black.
  - (9) Case, first aid, black.
  - (10) Case, handcuffs, black.
  - (11) Case, oleoresin capsicum; and pepper spray, black.
  - (12) Club, policeman’s with leather thong.
  - (13) Equipment, safety, as locally prescribed (for example, reflectorized vest or inclement weather).
  - (14) Flashlight.

- (15) Gloves, white cotton.
- (16) Handcuffs, ratchet type, double lock (two-link maximum).
- (17) Helmet liner, MP (ceremonial only).
- (18) Holster, pistol, black.
- (19) Holster, Taser or stun gun, black.
- (20) Lanyard, olive drab, black, or white.
- (21) Whistle, patrolman, brass, black, or olive drab.

*c. How worn.* The articles listed in paragraph 20–19*b* are authorized, but not mandated for wear with the Class A, Class B, and utility uniforms by MP personnel while performing official MP law enforcement or corrections duties. The articles may also be worn for ceremonial purposes as authorized by the provost marshal or commander (see figs 20–16 and 20–17 for examples).


---



**Figure 20–16. Military police accessories, male**

---





**Figure 20–17. Military police accessories, female**

---

#### **20–20. Neck gaiter**

- a. Type.* The neck gaiter is an optional purchase item.
- b. Description.* The neck gaiter is a dark brown knitted cylindrical tube approximately 10 inches by 15 inches, consisting of 90-percent polypropylene and 10-percent Lycra. The neck gaiter is camouflage compatible. One size fits all Soldiers.
- c. How worn.* The neck gaiter is authorized for optional wear with the combat uniforms, maternity work uniforms, and other cold weather uniforms. It may be worn as a neck warmer; hood; balaclava; ear band; or hat in cold, windy, or dusty environments.

#### **20–21. Neck tabs**

- a. Black, dress.*
  - (1) *Type.* The black dress neck tab is an optional purchase item.

(2) *Description.* The material is polyester and cotton broadcloth in Army shade 305. It is a quarter-moon neck tab that fits under the collar of the white formal blouses.

(3) *How worn.* The black dress neck tab is worn with the white formal blouse with the white and blue mess and evening mess uniforms.

*b. Black, service.*

(1) *Type.* The black service neck tab is an optional purchase item.

(2) *Description.* The material is polyester and cotton, procured, durable press, plain weave poplin in an inverted V-shape in Army shade 305. The neck tab wraps around the neck under the collar of the female short- and long-sleeved and tucked-in and overblouse service shirts and fastens to itself with a hook-and-loop fastener. The neck tab design is one of overlapping tabs forming an angle.

(3) *How worn.* The neck tab is worn with the Class A (ASU and mess uniforms only) uniform and with the short- and long-sleeved, and tucked-in and overblouse styles service shirts. The neck tab is required for wear when the long-sleeved shirt is worn without the Class A coat. It is also required for wear when the short- and long-sleeved shirts are worn with the Class A coat. The neck tab is optional when the short-sleeved shirt is worn with the Class B uniform and when either the short- or long-sleeved shirt is worn with the black pullover or cardigan.

## **20–22. Neckties**

*a. Necktie, bow, black, dress or mess.*

(1) *Type.* The bow tie is an optional purchase item.

(2) *Description.* The material is black silk or satin of a commercial design without stripes or figures. The bow has square ends not more than 2–1/2 inches wide.

(3) *How worn.* The black bow tie is worn with the ASU dress variation and the white and blue mess uniform after retreat.

*b. Necktie, bow, white, evening mess.*

(1) *Type.* The white bow tie is an optional purchase item.

(2) *Description.* The material is plain white silk or satin or of the same material as the shirt without stripes or figures, in a conventional, civilian full dress style, not more than 2–1/2 inches wide.

(3) *How worn.* The white bow tie is worn with the Army white and blue evening mess uniform.

*c. Necktie, four-in-hand, heritage green, service.*

(1) *Type.* The four-in-hand necktie is a clothing bag issue item.

(2) *Description.* The material is 55-percent polyester and 45-percent wool in tropical weave or a similar type of woven fabric. A knitted fabric necktie also is authorized. The necktie will be two-fold, four-in-hand with pointed ends. As an option, a pre-tied, snap-on necktie is authorized for wear.

(3) *How worn.*

(a) Personnel may wear the tie in a Windsor, half-Windsor, or four-in-hand knot. A conservative tie tack or tie clasp is authorized. The necktie is tied so it is no shorter than 2 inches above the top of the belt buckle and so it does not extend past the bottom of the belt buckle.

(b) The heritage green four-in-hand necktie is worn with the Class A AGSU and with the short- and long-sleeved service uniform shirts. The necktie is required for wear when the long-sleeved shirt is worn without the Class A coat and when the short- and long-sleeved shirts are worn with the Class A coat. It is optional when the short-sleeved shirt is worn with the Class B uniform and when either the short- or long-sleeved shirt is worn with the heritage green 564 pullover sweater. The necktie is worn with the AGSU before retreat or on duty. Personnel may wear the four-in-hand tie with the AGSU after retreat at formal events without headgear.

*d. Necktie, four-in-hand, black, service.*

(1) *Type.* The four-in-hand necktie is an optional purchase item.

(2) *Description.* The material is polyester, wool, tropical, or a similar type of woven fabric. A knitted fabric necktie also is authorized. The necktie will be two-fold, four-in-hand with pointed ends. As an option, a pre-tied, snap-on necktie is authorized for wear.

(3) *How worn.*

(a) Personnel may wear the tie in a Windsor, half-Windsor, or four-in-hand knot. A conservative tie tack or tie clasp is authorized. The necktie is tied so it is no shorter than 2 inches above the top of the belt buckle and so it does not extend past the bottom of the belt buckle.

(b) The black four-in-hand necktie is worn with the Class A ASU and with the short- and long-sleeved ASU shirts. The necktie is required for wear when the long-sleeved shirt is worn without the Class A coat and when the short- and long-sleeved shirts are worn with the Class A coat. It is optional when the short-sleeved shirt is worn with the Class B ASU and when either the short- or long-sleeved shirt is worn with the black pullover or cardigan. The necktie is

worn with the ASU and dress variation before retreat or on duty. Personnel may wear the four-in-hand tie with the ASU dress variation after retreat when the dress code is military informal.

### **20–23. Overcoat, ceremonial, blue**

*a. Type.* The ceremonial blue overcoat (CBO) is an optional purchase item authorized for male or female general officers. Their aides-de-camp, their CSM, and their enlisted aides are authorized to wear the CBO with the white scarf.

(1) Upon reassignment, the general officer and their CSM or sergeant major will retain the overcoat. The CBO will be turned in upon expiration term of service.

(2) The aides-de-camp and the enlisted aides must turn their CBO into the central issuing facility upon reassignment.

*b. Description.* The material is polyester, wool, or a similar type of woven fabric. A white scarf is also authorized.

*c. How worn.* The CBO with the white scarf is worn on formal ceremonial occasions. The CBO is appropriate for wear when cold weather conditions would reasonably preclude the wear of the ASU coat alone. It is recognized that certain ceremonies, which may take place during periods of cold weather, demand a level of formality and solemnity that cannot be achieved by wearing the standard black all-weather coat. Shoulder straps (shoulder boards with ranks) will be worn on all the CBO for general officers. The ASU coat will not be worn under the CBO. The CBO will have rear pleats and should be worn with the white scarf.

### **20–24. Overshoes, black**

*a. Type.* The overshoes are optional purchase items.

*b. Description.* The material is rubber or synthetic of a commercial design.

*c. How worn.* The overshoes are for optional wear with oxford shoes by male personnel during inclement weather when not in formation. They are worn with service, dress, and mess uniforms.

### **20–25. Scarves**

*a. Dress, black.*

(1) *Type.* Black scarves are optional purchase items.

(2) *Description.* The material is wool, silk, or rayon of a commercial design, approximately 12 inches by 52 inches.

(3) *How worn.* The scarf is authorized for wear with the cold weather utility coats, the black all-weather coat, and ECWCS.

*b. Dress, white.*

(1) *Type.* White scarves are optional purchase items.

(2) *Description.* The material is wool, silk, or rayon of a commercial design, approximately 12 inches by 52 inches.

(3) *How worn.* The scarf is authorized for wear with the CBO.

*c. Dress, heritage green.*

(1) *Type.* Heritage green scarves are optional purchase items.

(2) *Description.* The material is wool, silk, or rayon of a commercial design, approximately 12 inches by 52 inches.

(3) *How worn.* The scarf is authorized for wear with the cold weather utility coats, the heritage green all-weather coat, and ECWCS.

*d. Other.*

(1) *Type.* Olive green 208 scarves are organizational issue items.

(2) *Description.* The material is wool, flat-jersey knit in olive green shade 208, in a tubular, seamless-type style with reinforced ends, 51–1/2 to 55–1/2 inches long, by 8–1/2 to 9–1/2 inches wide.

(3) *How worn.* The scarf is authorized for wear with the cold weather utility coats (ECWCS). The scarf is worn with the lengths folded in half lengthwise and crossed left over right at the neck, with the ends of the scarf tucked neatly into the neckline of the outer garment. When worn properly, the folded portion of the scarf may be slightly visible above the collar of the outer garment.

### **20–26. Shirts, white**

*Note.* See paragraphs 11–9 and 12–10 for the descriptions of the white shirts worn with the ASU and dress variations.

*a. Shirt, white, formal, female mess.*

(1) *Type.* The shirt is an optional purchase item.

(2) *Description.* There are two types of optional purchase white formal female mess shirt authorized for wear.

(a) *Type I.* The shirt is a tuck-in style made of polyester and cotton fabric with a front closure containing seven removable, dome-shaped, pearl-like buttons. The shirt has three vertical rows of ruffles on each side of the front opening. It has long sleeves and a rounded collar. A quarter-moon shaped neck tab is worn with this shirt.

(b) *Type II.* The shirt is a tuck-in style made of polyester and cotton fabric with a front closure containing seven removable, dome-shaped, pearl-like buttons. The shirt has long sleeves, a pleated front, and a rounded collar. A quarter-moon shaped neck tab is worn with this shirt.

(3) *How worn.* The shirt is worn with mess and evening mess uniforms.

b. *Shirt, white, semiformal, dress, male mess.*

(1) *Type.* The shirt is an optional purchase item.

(2) *Description.* The shirt is a white, semiformal dress shirt with long sleeves, a soft bosom, French cuffs, and a standard turndown collar.

(3) *How worn.* The shirt is worn with the blue and white mess uniforms.

c. *Shirt, white, formal, male evening mess.*

(1) *Type.* The shirt is an optional purchase item.

(2) *Description.* The shirt is a white, formal dress shirt with long sleeves, a stiff bosom, French cuffs, and a wing collar.

(3) *How worn.* The shirt is worn with the evening mess uniforms.

## 20–27. Shoes

a. *Shoes, oxford, walnut brown 567, male.*

(1) *Type.* The shoes are a clothing bag issue item (see app D for possession date).

(2) *Description.* The shoes are made from an approved specification or pattern or from a similar commercial design and are made of leather. The shoe is dress tie-oxford style with at least three eyelets and a closed toe and heel, with the heel no higher than 2 inches. The shoe is plain with no design in the shoe material.

b. *Shoes, oxford, black, male.*

(1) *Type.* The shoes are optional purchase items.

(2) *Description.*

(a) The shoes are made from an approved specification or pattern or from a similar commercial design and are made of leather, poromeric, or patent leather. The shoe is dress tie-oxford style with at least three eyelets and a closed toe and heel. The shoe is plain with no design in the shoe material.

(b) As an option, commanders may authorize male Soldiers to wear an ankle-high boot, similar to a jodhpurs (riding) or riding boot. If worn, the boot must be the same color as the authorized service shoe, plain, without straps or buckles, with a noncontrasting heel and sole, and a heel no higher than 2 inches. An inconspicuously placed zipper is authorized.

(3) *How worn.* The oxford shoes are authorized for wear with ASU, ASU dress variation, mess, evening mess, and garrison culinary uniforms.

c. *Optional footwear, inclement weather, male.*

(1) The footwear is an optional purchase item.

(2) The footwear is a commercially designed, over-the-foot boot in black leather, rubber, or other synthetic material. The boot must be plain and untrimmed with heels no higher than 2 inches. The boots may have an inconspicuously placed zipper or snap-type closure and may not exceed 12 inches in height.

(3) Male Soldiers may wear these commercial boots with service uniforms while going to or from duty in inclement weather. They also may wear these boots with the dress and mess uniforms in inclement weather while in transit. Personnel will exchange the boots for standard footwear when indoors.

d. *Shoes, oxford, walnut brown 567, female.*

(1) *Type.* The shoes are a clothing bag issue item (see app D for possession date).

(2) *Description.* The shoes are made from an approved specification or pattern or from a similar commercial design and are made of leather. The shoe is dress tie-oxford style with at least three eyelets and a closed toe and heel, with the heel no higher than 2 inches. The shoe is plain with no design in the shoe material.

e. *Shoes, oxford, black, female.*

(1) *Type.* The shoes are optional purchase items.

(2) *Description.*

(a) The shoes are made from an approved specification or pattern or from a similar commercial design and are made of leather, poromeric, or patent leather. The shoe is dress tie-oxford style with at least three eyelets and a closed toe and heel, with the heel no higher than 2 inches. The shoe is plain with no design in the shoe material.

(b) As an option, commanders may authorize female Soldiers to wear an ankle-high boot, similar to a jodhpurs (riding) boot, when wearing slacks. If worn, the boot must be the same color as the authorized service shoe, plain, without straps or buckles, with a noncontrasting heel and sole, and a heel no higher than 2 inches. An inconspicuously placed zipper is authorized.

(3) *How worn.* The oxford shoe is worn with the service and garrison culinary uniforms.

*f. Optional footwear, inclement weather, female.*

(1) *Type.* The footwear is an optional purchase item.

(2) *Description.* The footwear is a commercially designed, over-the-foot boot in black leather, rubber, or other synthetic material. The boot must be plain and untrimmed with heels no higher than 2 inches. The boots may have an inconspicuously placed zipper or snap-type closure and may not exceed 12 inches in height.

(3) *How worn.* Female Soldiers may wear these commercial boots with service uniforms while going to or from duty in inclement weather. They also may wear these boots with the dress and mess uniforms in inclement weather while in transit. Personnel will exchange the boots for standard footgear when indoors.

*g. Shoes, pumps, walnut brown 567, black, or white, female.*

(1) *Type.* Walnut brown 567, black, and white service pumps are optional purchase items.

(2) *Description.* The pumps are of a commercial design in fine grain leather, poromeric, or patent leather. Suede pumps are not authorized. The pumps are untrimmed with a closed toe and heel. The heel must be at least 1/2 inch, but no more than 3 inches. The sole thickness will not exceed 1/2 inch.

(3) *How worn.*

(a) Walnut brown 567 pumps are authorized for wear with the AGSU and AGSU dress variation.

(b) Black service pumps are authorized for wear by all female personnel with the dress and mess uniforms.

(c) White service pumps are authorized for wear by all female personnel with the all-white mess uniforms.

*h. Shoes, dress, pumps, black or white, fabric.*

(1) *Type.* The shoes are optional purchase items.

(2) *Description.* The pumps are of a commercial design in black or white fabric. The pumps are untrimmed with a closed toe and heel. The heel must be at least 1/2 inch, but no more than 3 inches. The sole thickness will not exceed 1/2 inch. When a handbag is carried, the shoes and handbag must be made of the same material.

(3) *How worn.*

(a) Black dress fabric pumps are authorized for wear with the blue and white mess uniforms, with all evening mess uniforms, and with the ASU dress variation after duty hours.

(b) White dress fabric pumps are authorized for wear with the all-white mess uniform.

## **20–28. Socks**

*a. Socks, tan, green, or black; cushion sole.*

(1) *Type.* The socks are clothing bag issue items or optional purchase items.

(2) *Description.* The socks are tan, green, or black; stretch type; calf-length with a cushion sole.

(3) *How worn.* The cushion sole socks are worn by all personnel when wearing combat or organizationally issued boots. They can also be worn as a two-sock system with the standard liner sock (also called the black dress sock) for additional foot protection.

*b. Socks, black, dress; sock, boot liner.*

(1) *Type.* The socks are optional purchase items.

(2) *Description.* The socks are made from an approved specification or commercial design. They are calf-length, black polyester and nylon.

(3) *How worn.* Black socks are worn with black oxford shoes.

*c. Socks, heritage green, dress; sock, boot liner.*

(1) *Type.* The socks are clothing bag issue items or optional purchase items.

(2) *Description.* The socks are made from an approved specification or commercial design. They are calf-length, heritage green 564 polyester and nylon.

(3) *How worn.* Heritage green socks are worn with brown oxford shoes.

*d. Stockings, sheer.*

(1) *Type.* The stockings are a one-time cash allowance as part of the initial clothing bag allowance.

(2) *Description.* The stockings are sheer or semi-sheer without seams and of tones complementary to the wearer's skin tone and to the uniform. No patterned or pastel stockings are authorized while in uniform.

(3) *How worn.* The stockings are worn with the ASU and dress variation, AGSU and dress variation, dress, and mess uniforms.

## 20–29. Suspenders

- a. *Type.* Suspenders are optional purchase items.
- b. *Description.* They are of commercial design.
- c. *How worn.* Male Soldiers may wear suspenders with the dress, mess, and evening mess uniforms, provided that the suspenders are not visible when worn.

## 20–30. Sweaters

- a. *Cardigan, black, unisex.*
    - (1) *Type.* The black cardigan is an optional purchase item.
    - (2) *Description.* The black cardigan is 50-percent acrylic and 50-percent wool in a long-sleeved coat style with five buttons and shoulder loops (see fig 20–18).
- 



Figure 20–18. Black unisex cardigan

---

- (3) *How worn.*
  - (a) The black cardigan is authorized for wear by all personnel with the Class B uniform and by senior culinary management NCOs with the senior culinary management NCO uniform. Personnel may wear the black cardigan indoors or outdoors. When worn indoors, personnel may wear the cardigan buttoned or unbuttoned. When outdoors, personnel, except for pregnant Soldiers, must button all five buttons.
  - (b) When the black cardigan is worn with the short- or long-sleeved service uniform shirts, personnel have the option of wearing a necktie or neck tab. Personnel may wear the collar of the shirts inside or outside the cardigan. Personnel may cuff the sleeves of the black cardigan, but they may not roll or push up the sleeves.

(c) Officers and enlisted personnel in the rank of corporal or higher will wear shoulder marks on the loops of the black cardigan. Personnel will not wear the nameplate, DUI, or RDI on the black cardigan. Personnel may wear the black cardigan without rank insignia when wearing civilian clothes.

b. *Pullover, black, unisex.*

(1) *Type.* The black pullover is an optional purchase item.

(2) *Description.* The black pullover is available in either 100-percent wool or 100-percent acrylic in a V-neck style with shoulder, elbow, and chest patches made in a polyester and cotton fabric (see fig 20–19).

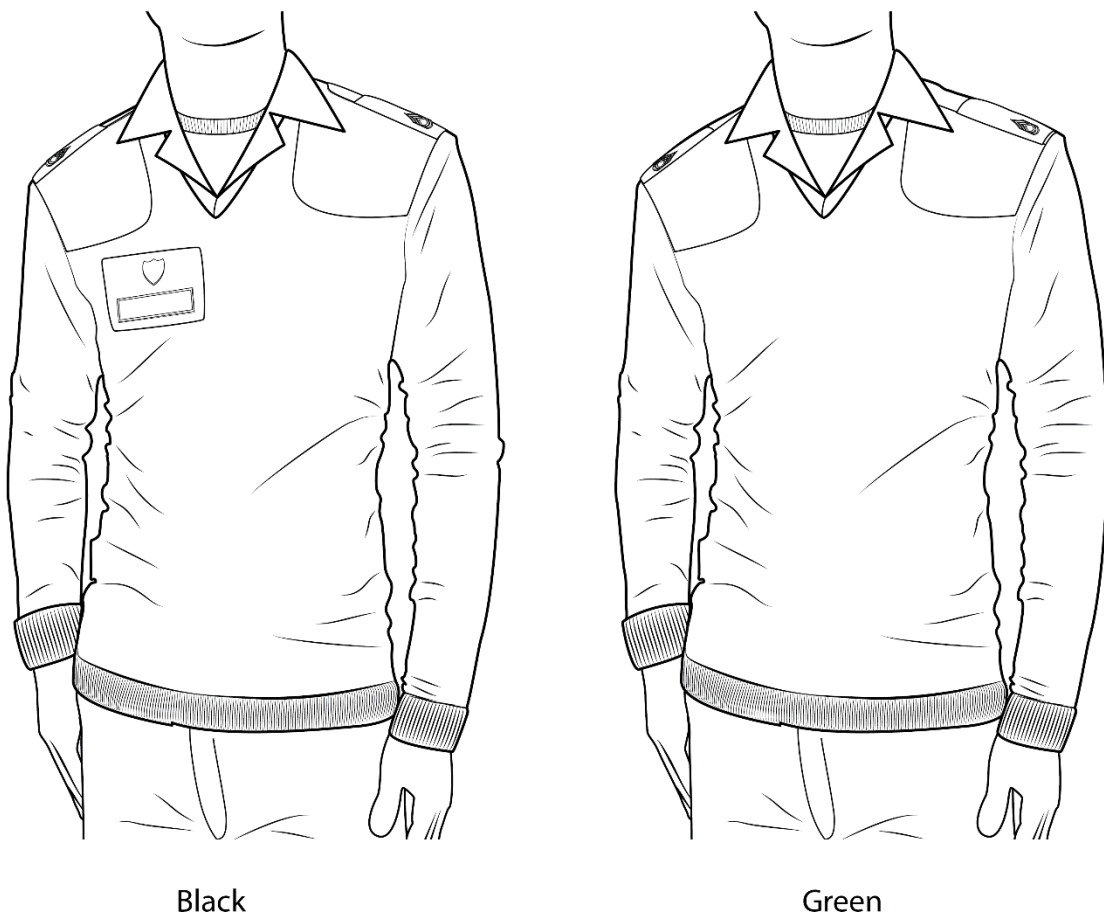


Figure 20–19. Pullover

(3) *How worn.*

(a) The black pullover is authorized for wear by all personnel with the Class B uniform and by senior culinary management NCOs with the senior culinary management NCO uniform.

(b) When the black pullover is worn with the short- or long-sleeved service uniform shirts, personnel have the option of wearing a necktie or neck tab. Personnel will wear the collar of the shirts outside the black pullover if they do not wear a necktie or neck tab. Personnel may cuff the sleeves of the black pullover, but they may not roll or push up the sleeves.

(c) Officers and enlisted personnel in the rank of corporal or higher will wear shoulder marks on the loops of the black pullover. The nameplate is worn centered 1/4 inch above the bottom of the chest patch and the DUI is worn centered above the nameplate from left to right and from top to bottom on the chest patch. Soldiers not authorized a

DUI will wear the RDI instead of a DUI. Chaplains will wear their branch insignia in lieu of the DUI or RDI. Recruiters will wear the recruiting badge in lieu of the DUI or RDI. Personnel may adjust the placement of the nameplate and insignia up or down on the patch to allow for large DUI or RDI or to adjust to body configuration.

(d) Personnel may wear the black pullover under the black all-weather coat and black windbreaker. When worn under the windbreaker, the black pullover must not be visible below the windbreaker. Personnel may wear the black pullover without insignia when wearing civilian clothes.

c. *Pullover, heritage green 564, unisex.*

(1) *Type.* The heritage green 564 pullover is an optional purchase item.

(2) *Description.* The heritage green 564 pullover is available in either 100-percent wool or 100-percent acrylic in a V-neck style with shoulder and elbow patches made in a polyester and cotton fabric (see fig 20–19).

(3) *How worn.*

(a) The heritage green 564 pullover is authorized for wear by all personnel with the Class B AGSU.

(b) When the heritage green 564 pullover is worn with the short- or long-sleeved AGSU shirts, personnel have the option of wearing a necktie. Personnel will wear the collar of the shirts outside the heritage green 564 pullover if they do not wear a necktie. Personnel may cuff the sleeves of the heritage green 564 pullover, but they may not roll or push up the sleeves.

(c) Officers and enlisted personnel will wear shoulder marks for rank on the shoulder loops of the heritage green 564 pullover 5/8 inch from the outside shoulder seam and centered front to back.

(d) Personnel may wear the heritage green 564 pullover under the heritage green all-weather coat and heritage green windbreaker. When worn under the windbreaker, the heritage green 564 pullover must not be visible below the windbreaker. The heritage green 564 pullover is not authorized under the Eisenhower jacket or leather service jacket. Personnel may wear the heritage green 564 pullover without insignia when wearing civilian clothes.

## **20–31. Umbrella**

a. *Type.* The umbrella is an optional purchase item.

b. *Description.* The umbrella is black, plain with no logos or designs, and of a commercial design.

c. *How worn.* Soldiers may carry and use an umbrella only during inclement weather when wearing the service uniforms (Class A and Class B), dress variations, and mess uniforms. Umbrellas are not authorized in formations or when wearing field or utility uniforms. Commanders may further restrict Soldiers' use of umbrellas, as appropriate.

## **20–32. Undergarments**

a. *Brassieres and underpants (female).*

(1) *Type.* Brassieres and underpants are a one-time cash allowance purchase as part of the initial clothing bag allowance.

(2) *Description.* Brassieres and underpants may be of a commercial design in white, black, or other neutral colors that are not readily apparent when worn under the uniform. The category of brassieres also includes sports bras.

(3) *How worn.* Female Soldiers will wear brassieres and underpants with all uniforms.

b. *Camisole (female).*

(1) *Type.* The camisole is an optional purchase item.

(2) *Description.* The camisole is of a commercial design in white, black, or other neutral colors not readily apparent under the uniform.

(3) *How worn.*

(a) Female Soldiers are authorized to wear the camisole with all uniforms. The camisole is not a substitute for the tan 499 undershirt when the tan 499 undershirt is normally part of the uniform, such as the ACU, flight uniform, cold weather uniform, and so forth.

(b) The camisole is not a substitute for brassieres. Female Soldiers will ensure that uniforms fit properly when wearing the camisole.

c. *Drawers (male).*

(1) *Type.* Drawers are clothing bag issue items or optional purchase items for male Soldiers.

(2) *Description.* The drawers are brown in brief length.

(3) *How worn.* Male Soldiers will wear drawers with all uniforms. Either the brief or boxer style drawers are authorized for wear. Male Soldiers also may wear commercially-purchased brief or boxer versions of drawers in white, brown, tan, sand, or other neutral colors.

d. *Slips (female).*

(1) *Type.* Slips are a one-time cash allowance purchase as part of the initial clothing bag allowance.



(2) *Description.* Slips will be of a commercial design in white, black, or other neutral colors not readily apparent under the uniform.

(3) *How worn.* Female Soldiers will wear slips with the service, dress, and mess skirts.

*e. Undershirt, tan 499 (male and female).*

(1) *Type.* The undershirt is a clothing bag issue item or optional purchase items.

(2) *Description.* The material is cotton-knit cloth or 50-percent cotton and 50-percent polyester with quarter-length sleeves and a crew neck or is of a similar commercial design.

(3) *How worn.* All personnel will wear the tan 499 undershirt with all utility uniforms, except for and garrison culinary uniforms.

(4) *Foliage green undershirt alternative.* The foliage green undershirt is 100-percent cotton and is authorized for wear in lieu of the tan 499 undershirt by those Soldiers in jobs that have an associated flame risk or hazard. Those Soldiers authorized wear are outlined in CTA 50–900. The foliage green undershirt is required to support those individuals in armor and aviation fields that cannot wear the tan 499 moisture-wicking t-shirt, to include fuel handlers and others who handle hazardous materials.

*f. Undershirt, white, crew neck (male).*

(1) *Type.* The crew neck undershirt is a clothing bag issue item for male Soldiers.

(2) *Description.* The white undershirt is of a commercial design, short-sleeved, in a crew neck style.

(3) *How worn.*

(a) Male Soldiers wear the white crew neck undershirt with the service, dress, mess, and garrison culinary uniforms.

(b) Personnel are not authorized to wear the white crew neck undershirt with the ACU, flight uniforms, CVC uniforms, or other utility or field uniforms that require wearing the tan 499 undershirt.

*g. Undershirt, white, V-neck.*

(1) *Type.* The V-neck undershirt is an optional purchase item for all Soldiers.

(2) *Description.* The white V-neck undershirt is of a commercial design, short-sleeved, in a V-neck style.

(3) *How worn.*

(a) Soldiers may wear the V-neck undershirt with the service, dress, mess, and garrison culinary uniforms. Female Soldiers may not substitute the V-neck undershirt for brassieres and they must ensure that uniforms fit properly when wearing the V-neck undershirt. Male Soldiers may not substitute the V-neck undershirt for the crew neck undershirt.

(b) Personnel are not authorized to wear the white V-neck undershirt with the ACU, flight uniforms, CVC uniforms, or other utility or field uniforms that require wearing the tan 499 undershirt.

*h. Breastfeeding or pumping undershirt alternative.* The breastfeeding or pumping undershirt is available in both 499 tan and white and is available for optional purchase by Soldiers who are breastfeeding or pumping. The undershirt is equipped with a dual layer over the chest (see fig 20–20). The top layer can be lifted and the lower layer can be pulled down to allow exposure for breastfeeding or pumping. The tan 499 breastfeeding or pumping undershirt may be worn with Class C utility uniforms. The white breastfeeding or pumping undershirt may be worn with the garrison culinary uniform, the ASU, AGSU, and dress uniforms.



Figure 20–20. Breastfeeding or pumping undershirt

---

### 20–33. Vest

- a. Type.* The vest is an optional purchase item.
- b. Description.* The materials are white cotton twill, white polyester and wool-blended fabrics in tropical weave, white polyester and wool-blended fabrics in twill weave, or white polyester-textured woven serge. The white vest is single-breasted, cut low with a rolling collar and pointed bottom, and fastened with three detachable, small white buttons.
- c. How worn.* Male personnel will wear the white vest when wearing the Army white or blue evening mess uniforms.

## Chapter 21

### Wear of Insignia and Accouterments

#### 21–1. General

See AR 670–1 for general policy regarding wear of insignia and accouterments.

#### 21–2. General description

*a. Material.* Officers may wear embroidered insignia in lieu of nonsubdued metal insignia on mess and evening mess uniforms. All personnel may wear either subdued embroidered cloth insignia or subdued metal insignia on utility uniforms; personnel may not mix the two. When personnel sew on badges, the following must also be sewn on the utility uniform coat: nametape, U.S. Army tape, and grade insignia. This requirement does not apply to the patrol cap. If a Soldier sews on a U.S. Army tape, nametape, or grade insignia, then all three items must be sewn on. Soldiers may wear subdued pin-on badges with sewn-on nametape, U.S. Army tape, and grade insignia. Subdued embroidered insignia is on a cloth backing and will not be embroidered directly on the uniform. Personnel may not wear embroidered, sew-on subdued insignia on organizational items, unless otherwise specified in this pamphlet.

*b. Attachment.* Personnel will attach insignia directly on the uniform so that it rests firmly without turning. Soldiers will ensure that embroidered cloth insignia is sewn on the uniform so the stitching blends inconspicuously with the background material. Visible objects, such as clear badge holders worn on the outside of the uniform, are not authorized to aid in affixing insignia to the uniform.

### 21-3. Headgear insignia

*a. Service cap, heritage green, unisex.* Soldiers wear the following insignia secured through the front eyelet.

(1) *Officers.* The insignia is the coat of arms of the United States, 2-3/8 inches in height, in gold-colored metal (see fig 21-1). It is worn by commissioned officers and warrant officers.

(2) *Sergeant Major of the Army.* The insignia is the coat of arms of the United States within a wreath, 1-15/16 inches in height, in gold-colored metal (see fig 21-2).

(3) *Enlisted personnel.* The insignia is a plain, gold-colored disk, 1-1/2 inches in diameter, with a gold-colored metal coat of arms of the United States attached to the disk (see fig 21-3).

*b. Service cap, Army blue, male; and hat, drill sergeant, male.* Male personnel wear the following insignia, secured through the front eyelet, on the service cap and drill sergeant hat.

(1) *Officers.* The insignia is the coat of arms of the United States, 2-3/8 inches in height, in gold-colored metal (see fig 21-1). It is worn by commissioned officers and warrant officers.

---



Figure 21-1. Service cap insignia, officer

---

(2) *Sergeant Major of the Army.* The insignia is the coat of arms of the United States within a wreath, 1-15/16 inches in height, in gold-colored metal (see fig 21-2).



**Figure 21-2. Service cap insignia, Sergeant Major of the Army**

---

(3) *Enlisted personnel.* The insignia is a plain, gold-colored disk, 1-1/2 inches in diameter, with a gold-colored metal coat of arms of the United States attached to the disk (see fig 21-3).

---



**Figure 21-3. Service cap insignia, enlisted**

---

*c. Service hat, Army blue, female; and hat, drill sergeant, female.* Female personnel wear the headgear insignia centered on the hatband of the service hat. On the drill sergeant hat, the insignia is worn centered between the top of the hat and the hatband.

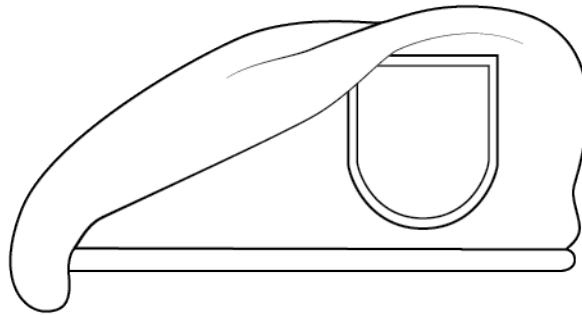
(1) *Officers.* The insignia is the coat of arms of the United States, 1-5/8 inches in height, in gold-colored metal. It is worn by commissioned officers and warrant officers.

(2) *Enlisted personnel.* The insignia is the coat of arms of the United States, within a ring that is 1-3/4 inches in diameter, in gold-colored metal.

*d. Beret (black, tan, green, maroon, and brown).* See paragraph 20–4 for additional beret wear guidance. Personnel will wear the following insignia on berets:

(1) Soldiers assigned to units authorized an organizational beret (tan, green, maroon, or brown) and all Special Forces Soldiers wear their unit's distinctive flash on the beret. All other Soldiers wear the Army flash on the black beret, unless authorization for another flash was granted before implementing the black beret as a standard Army headgear. The flash is sewn centered on the stiffener of the beret with noncontrasting thread (see fig 21–4).

---

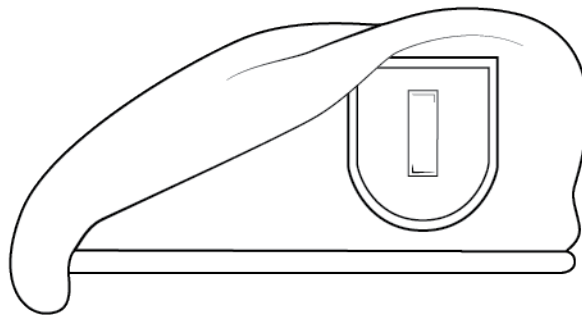


**Figure 21–4. Beret with flash**

---

(2) Officers wear nonsubdued grade insignia centered on the flash; chaplains wear their branch insignia (see fig 21–5) (see para 21–5*b*(1)(*c*) for wear guidance of general officer grade insignia on the beret).

---

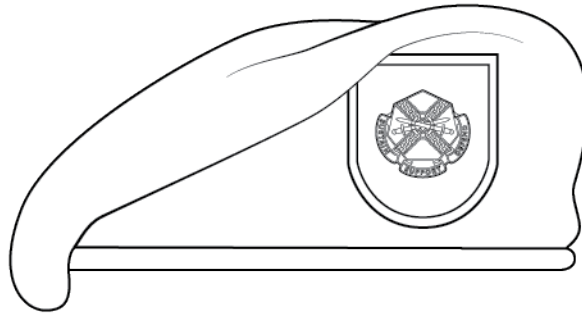


**Figure 21–5. Beret with flash, officer**

---

(3) Enlisted personnel wear their DUI centered on the flash. Soldiers assigned to units without a DUI wear the RDI on the flash (see fig 21–6).

---

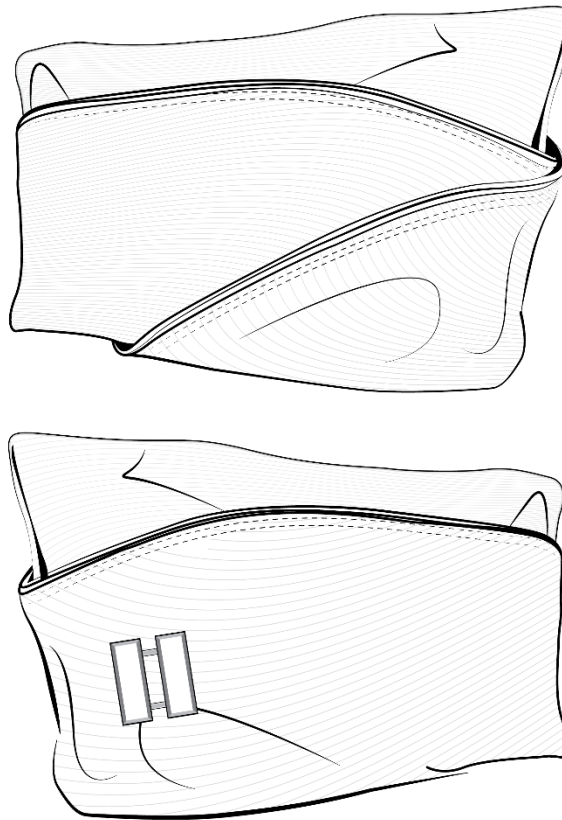


**Figure 21–6. Beret with flash, enlisted**

---

*e. Garrison cap, Army green, male and female.*

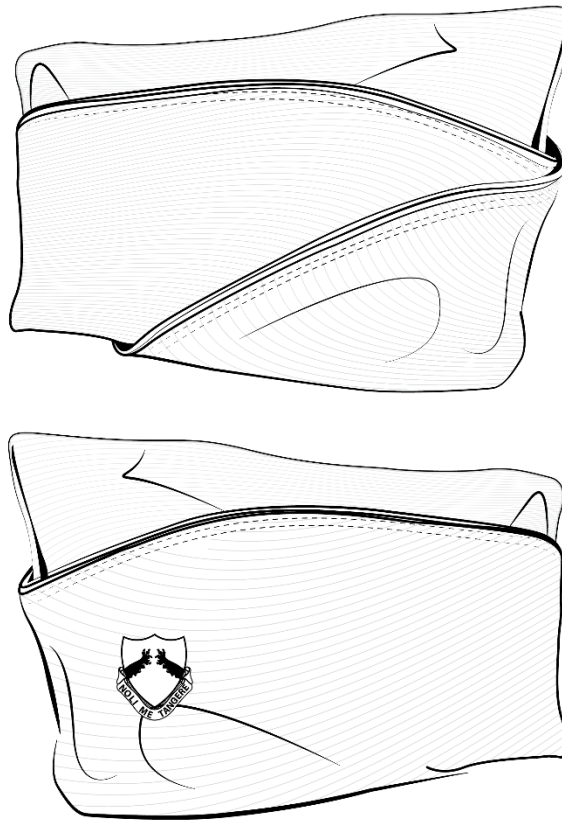
(1) Officers will wear nonsubdued grade insignia on the garrison cap centered on the left curtain 1 inch from the front crease (see fig 21–7).



**Figure 21–7. Garrison cap with officer insignia**

---

(2) Enlisted personnel will wear their DUI on the garrison cap on the left curtain 1 inch from the front crease (see fig 21–8).



**Figure 21–8. Garrison cap with enlisted distinctive unit insignia**

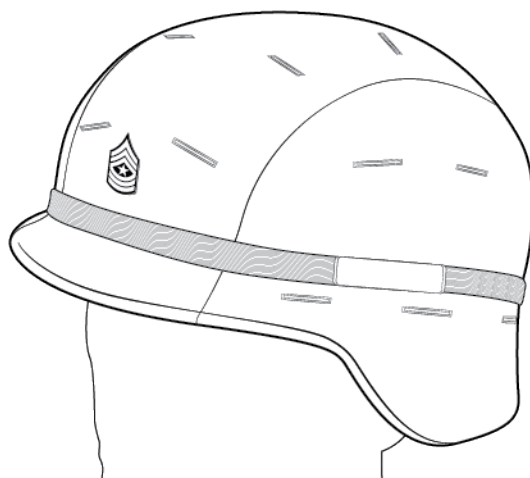
---

*f. Helmet liner and helmet camouflage cover.* Only the insignia described below is authorized for wear on the helmet liner or helmet camouflage cover. Personnel will not alter the color of the helmet, except for safety or training requirements.

(1) *All personnel except chaplains.* All personnel, except chaplains, wear their subdued grade insignia centered on the front of the camouflage cover approximately 2–1/2 inches up from the bottom rim (see fig 21–9). Subdued pin-on or embroidered sew-on grade insignia is authorized for wear on the camouflage cover. Commanders may not require enlisted Soldiers to attach embroidered grade insignia, unless it is issued and attached without cost to the Soldier. Wearing nametapes or using other means to apply names to helmet bands is determined by the commander and is provided to Soldiers at no cost.

*Note.* Chaplains wear their subdued branch insignia in lieu of grade insignia.






**Figure 21-9. Helmet cover with rank insignia**

---

(2) *Military police personnel.* MP personnel may have the letters “MP” in white, centered on the front of the helmet liner, 1–1/2 inches up from the bottom rim (see fig 21-10). On helmets with camouflage covers, MP personnel are authorized to have the letters “MP” in black, 1–1/2 inches up from the rim. Personnel will center their grade insignia 1/2 inch above the white or black “MP” letters. Helmets also must have a painted stripe, 1–1/4 inches wide and 2 inches up from the bottom rim, parallel to the rim and following the contour of the helmet liner. As an option, MP personnel may wear the numerical designation of their unit and DUI over the left and right ears, respectively, centered on the painted stripe. Personnel will wear the following color stripes on the helmet liner:


---



**Figure 21-10. Helmet insignia, military police**

---

(a) *Division units.* A red stripe, 1–1/4 inches wide (see fig 21-11).




**Figure 21–11. Helmet insignia, military police division unit**

---

*(b) Corps units.* A blue stripe, 5/8 inch wide, above a 5/8-inch wide red stripe (see fig 21–12).

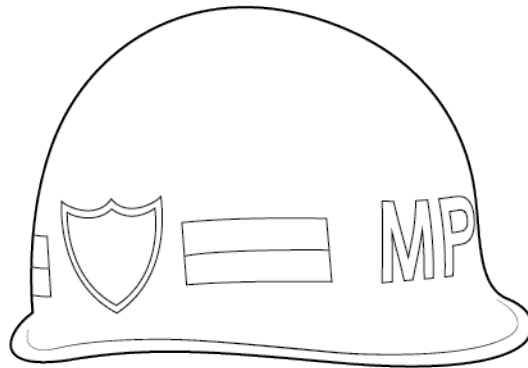
---



**Figure 21–12. Helmet insignia, Military Police Corps unit**

---

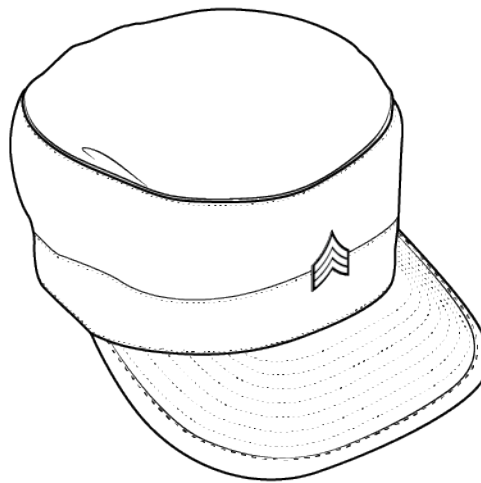
*(c) Army units.* A white stripe, 5/8 inch wide, above a 5/8-inch wide red stripe (see fig 21–13).



**Figure 21–13. Helmet insignia, military police Army unit**

---

- (d) *All other military police units.* A white stripe, 1–1/4 inches wide (see fig 21–11).
- g. *Patrol cap and sun (boonie) hat.* Enlisted personnel, officers, and warrant officers will wear subdued grade insignia on the patrol cap and sun (boonie) hat. Grade insignia (branch insignia for chaplains) is centered on the front of the headgear left to right and top to bottom. No other insignia other than the nametape is worn on the headgear (see figs 21–14 and 21–15).
- 



**Figure 21–14. Patrol cap insignia, enlisted**

---

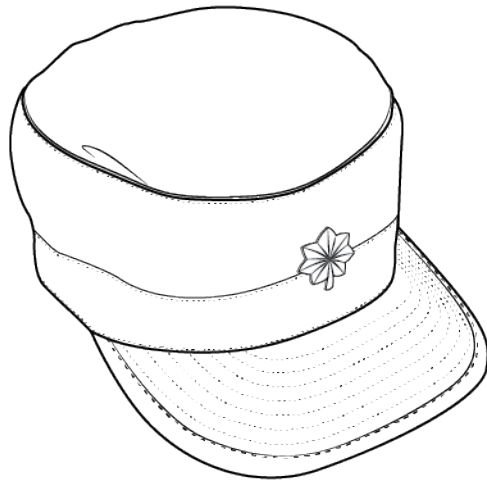


Figure 21–15. Patrol cap insignia, officer

---

#### 21–4. U.S. insignia

*a. All officers.*

(1) *Description.* The U.S. insignia consists of the block letters “U.S.” in gold-colored metal, 7/16 inch in height, with each letter followed by a period (see fig 21–16).

---

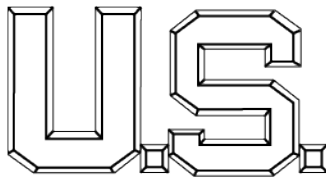



Figure 21–16. U.S. insignia, officer

---

(2) *How worn.*

(a) *Male officers.* On the male ASU coat, officers wear the U.S. insignia 5/8 inch above the notch on both collars, with the centerline of the insignia bisecting the notch and parallel to the inside edge of the lapel (see fig 21–17).

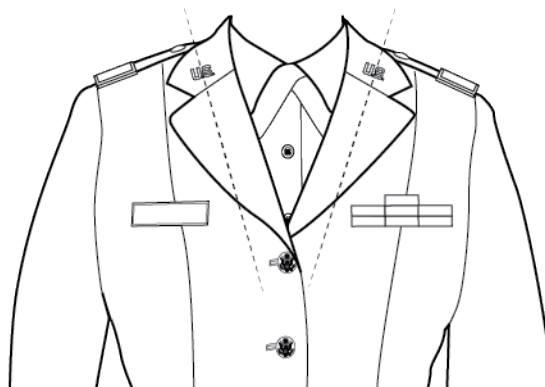


**Figure 21–17. Wearing U.S. insignia, officer, male**

---

(b) *Female officers.* On the female ASU coat, officers wear the U.S. insignia centered on both collars approximately 5/8 inch up from center of the collar and lapel seam with the centerline of the insignia parallel to the inside edge of the lapel (see fig 21–18).


---



**Figure 21–18. Wearing U.S. insignia, officer, female**

---

(c) *Army green service uniform.* On the AGSU coat, officers wear the U.S. insignia 5/8 inch above the notch on both collars with the centerline of the insignia bisecting the notch and parallel to the inside edge of the lapel (see fig 21–19).




**Figure 21–19. Wearing U.S. insignia, officer, Army green service uniform**

---

*b. Enlisted personnel.*

(1) *Description.* The enlisted U.S. insignia consists of the block letters “U.S.” in gold-colored metal, 7/16 inch in height, with each letter followed by a period. The “U.S.” is placed on a 1-inch diameter disk in gold-colored metal (see fig 21–20).

---




**Figure 21–20. U.S. insignia, enlisted**

---

(2) *How worn.*

(a) *All male enlisted personnel except basic trainees.* On the male ASU coat, the bottom of the U.S. insignia disk is placed approximately 1 inch above the notch, centered on the right collar, with the centerline of the insignia parallel to the inside edge of the lapel (see fig 21–21).




**Figure 21–21. Wearing U.S. insignia, enlisted, male**

---

(b) *All female enlisted personnel except basic trainees.* On the female ASU coat, the bottom of the U.S. insignia disk is centered on the right collar approximately 5/8 inch up from center of the collar and lapel seam with the centerline of the insignia parallel to the inside edge of the lapel (see fig 21–22).


---



**Figure 21–22. Wearing U.S. insignia, enlisted, female**

---

(c) *Army green service uniform.* On the AGSU coat, the bottom of the U.S. insignia disk is placed approximately 1 inch above the notch and centered on the right collar with the centerline of the insignia parallel to the inside edge of the lapel (see fig 21–23).



**Figure 21–23. Wearing U.S. insignia, enlisted, Army green service uniform**

---

(d) *Basic trainee personnel.* The U.S. insignia is worn on the right collar of the AGSU coat in the same manner as described for enlisted male and female personnel in paragraph 21–4b(2)(c). Upon award of their primary military occupational specialty (PMOS), trainee personnel will wear the appropriate branch insignia on the left collar, in accordance with paragraphs 21–10, 21–12, and 21–13.

c. *Criminal Investigation Division special agents.* When wearing utility uniforms, special agents of CID (MOS 31D and 311A) may wear the subdued U.S. insignia in lieu of insignia of rank, as directed by the Commanding General, U.S. Army Criminal Investigation Command.

(1) *Description.* The subdued U.S. insignia consists of the block letters “U.S.” in black-colored metal, 7/16 inch in height, with each letter followed by a period.

(2) *How worn.* Subdued U.S. insignia is worn in lieu of subdued rank insignia on combat uniforms, cold weather gear, headgear, and other uniform or OCIE items on which rank is normally worn. The subdued U.S. insignia will be worn in the same manner described for subdued rank for the uniform item on which it is worn.

## **21–5. Grade insignia for general officers**

a. *Description.* The grade insignia described below applies to male and female general officers.

(1) *General.* The nonsubdued grade insignia has four silver-colored, five-pointed stars, each 1 inch in diameter. Medium silver-colored stars, 3/4 inch in diameter, and miniature silver-colored stars, 5/8 inch in diameter, are also authorized. For the AGSU, oxidized silver grade insignia will be worn in the same dimensions. The general officer subdued grade insignia will be 3/4-inch stars, point to vertex, 1/8 inch apart. The subdued grade insignia will be four black stars embroidered on the camouflage pattern, 2 inches by 3–1/4 inches, with hook-and-loop fastener for wear on utility uniforms and ECWCS (see fig 21–24).





**Figure 21–24. Insignia of grade, general**

---


(2) *Lieutenant general.* The nonsubdued grade insignia has three silver-colored, five-pointed stars, each 1 inch in diameter. Medium silver-colored stars, 3/4 inch in diameter, and miniature silver-colored stars, 5/8 inch in diameter, are also authorized. For the AGSU, oxidized silver grade insignia will be worn in the same dimensions. The subdued lieutenant general grade insignia will be three black stars embroidered on the matching camouflage pattern, 2 inches by 3–1/4 inches, with hook-and-loop fastener for wear on utility uniforms and ECWCS (see fig 21–25).



**Figure 21–25. Insignia of grade, lieutenant general**

---

(3) *Major general.* The nonsubdued grade insignia has two silver-colored, five-pointed stars, each 1 inch in diameter. Medium silver-colored stars, 3/4 inch in diameter, and miniature silver-colored stars, 5/8 inch in diameter, are also authorized. For the AGSU, oxidized silver grade insignia will be worn in the same dimensions. The subdued major general grade insignia will be two black stars embroidered on the matching camouflage pattern, 2 inches by 2 inches, with hook-and-loop fastener for wear on utility uniforms and ECWCS (see fig 21–26).



**Figure 21–26. Insignia of grade, major general**

---

(4) *Brigadier general.* The nonsubdued grade insignia has one silver-colored, five-pointed star, 1 inch in diameter. Medium silver-colored stars, 3/4 inch in diameter, and miniature silver-colored stars, 5/8 inch in diameter, also are authorized. For the AGSU, oxidized silver grade insignia will be worn in the same dimensions. The subdued brigadier general grade insignia will be one black star embroidered on the matching camouflage pattern, 2 inches by 2 inches, with hook-and-loop fastener for wear on utility uniforms and ECWCS (see fig 21–27).



**Figure 21–27. Insignia of grade, brigadier general**

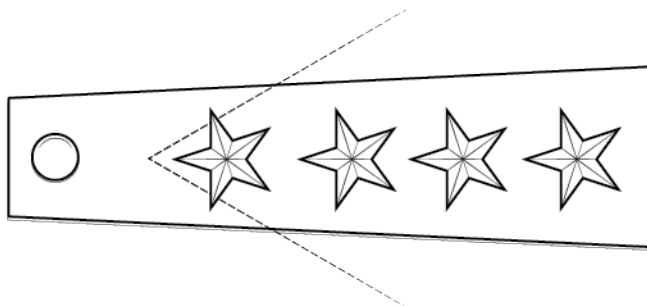
---

*b. How worn.*

(1) *Nonsubdued.*

(a) The appropriate number of stars is worn centered on the shoulder loops with equal distance between the outside edge of the shoulder loop and the outer edge of the shoulder loop button on the AGSU coat, all-weather coat, and windbreaker. Stars are worn “point to V” on shoulder loops (see fig 21–28). All officers will wear oxidized finish pin-on rank on the shoulders of the AGSU coat.

---



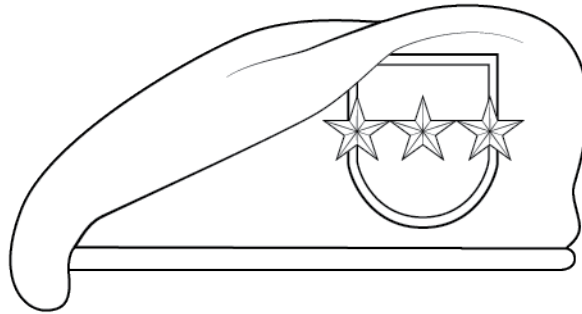
**Figure 21–28. Insignia of grade on shoulder loop, general officers**

---

(b) Shoulder marks with the appropriate number of stars are worn on the ASU short- and long-sleeved shirts, the black unisex cardigan, and the black pullover.

(c) The appropriate number of stars is worn centered on the beret flash point to point. General officers may wear full, medium, or miniature stars on the beret. Stars are centered horizontally on the flash point to point and they may be mounted on a bar as an option. Overlapping the stars beyond the flash is authorized (see fig 21–29).

---



**Figure 21–29. Insignia of grade on beret, general officers**

---

(d) General officers may wear medium or miniature stars in lieu of regular-sized stars. As an option, general officers may mount full, medium, or miniature stars on a bar for wear on coats, jackets, and the beret. When this option is chosen, the bar is worn centered on the shoulder loop or beret flash.

(2) *Subdued.* The subdued grade insignia point-to-point stars are worn on the patrol cap and sun (boonie) hat centered on the front of the headgear left to right, top to bottom, and centered on the front of the camouflage helmet cover approximately 2–1/2 inches up from the bottom rim, as described in paragraph 21–3g.

## **21–6. Grade insignia for other officers**

*a. Description.* The grade insignia described below applies to both male and female officers.

(1) *Colonel.* The nonsubdued colonel grade insignia is a silver-colored spread eagle in a shiny finish, 3/4 inch high, with 1–1/2 inches between the tips of the wings. The head of the eagle faces to the wearer's right or to the front. For the AGSU, oxidized silver grade insignia will be worn in the same dimensions. The subdued colonel grade insignia is the same as nonsubdued colonel grade insignia, except the color is black (see fig 21–30). The subdued colonel grade insignia will be embroidered on a camouflage pattern background, 2 inches by 2 inches, with hook-and-loop fastener for wear on utility uniforms and ECWCS.



Right shoulder



Left shoulder

Figure 21–30. Insignia of grade, colonel

---

(2) *Lieutenant colonel*. The nonsubdued lieutenant colonel grade insignia is a silver-colored oak leaf in a satin finish with an irregular surface, 1–1/8 inches high and 1 inch wide. The leaf is worn with the stem facing the outside shoulder seam. For the AGSU, oxidized silver grade insignia will be worn in the same dimensions. The subdued lieutenant colonel grade insignia is the same as nonsubdued lieutenant colonel grade insignia, except the color is black (see fig 21–31). The subdued lieutenant colonel grade insignia will be embroidered on a camouflage pattern background, 2 inches by 2 inches, with hook-and-loop fastener for wear on utility uniforms and ECWCS.

---





Figure 21–31. Insignia of grade, lieutenant colonel (silver)

---

(3) *Major*. The nonsubdued major grade insignia is a gold-colored oak leaf in a satin finish with an irregular surface, 1–1/8 inches high and 1 inch wide. The leaf is worn with the stem facing the outside shoulder seam. For the AGSU, oxidized silver grade insignia will be worn in the same dimensions. The subdued major grade insignia is the

same as nonsubdued major grade insignia, except the color is brown (see fig 21–32). The subdued major grade insignia will be embroidered on a camouflage pattern background, 2 inches by 2 inches, with hook-and-loop fastener for wear on utility uniforms and ECWCS.

---

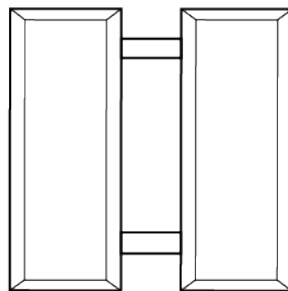


**Figure 21–32. Insignia of grade, major (gold)**

---

(4) *Captain.* The nonsubdued captain grade insignia is two silver-colored bars, each  $\frac{3}{8}$  inch wide and 1 inch long, with a smooth surface. The bars are spaced  $\frac{1}{4}$  inch apart and are worn lengthwise on shirt collars, parallel to the shoulder seam on shoulder loops. For the AGSU, oxidized gold grade insignia will be worn in the same dimensions. The subdued captain grade insignia is the same as nonsubdued captain grade insignia, except the color is black (see fig 21–33). The subdued captain grade insignia will be embroidered on the camouflage pattern background, 2 inches by 2 inches, with hook-and-loop fastener for wear on utility uniforms and ECWCS.

---

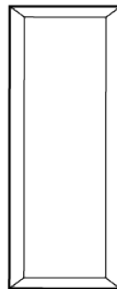


**Figure 21–33. Insignia of grade, captain**

---

(5) *First lieutenant.* The nonsubdued first lieutenant grade insignia is one silver-colored bar, 3/8 inch wide and 1 inch long, with a smooth surface. The bar is worn lengthwise on shirt collars, parallel to the shoulder seam on shoulder loops. For the AGSU, oxidized silver grade insignia will be worn in the same dimensions. The subdued first lieutenant grade insignia is the same as nonsubdued first lieutenant grade insignia, except the color is black (see fig 21–34). The subdued first lieutenant grade insignia will be embroidered on the camouflage pattern background, 2 inches by 2 inches, with hook-and-loop fastener for wear on utility uniforms and ECWCS.

---



**Figure 21–34. Insignia of grade, first lieutenant (silver)**

---

(6) *Second lieutenant.* The nonsubdued second lieutenant grade insignia is one gold-colored bar, 3/8 inch wide and 1 inch long, with a smooth surface. The bar is worn lengthwise on shirt collars, parallel to the shoulder seam on shoulder loops. For the AGSU, oxidized gold grade insignia will be worn in the same dimensions. The subdued second lieutenant grade insignia is the same as nonsubdued second lieutenant grade insignia, except the color is brown (see fig 21–35). The subdued second lieutenant grade insignia will be embroidery on a camouflage pattern background, 2 inches by 2 inches, with hook-and-loop fastener for wear on utility uniforms and ECWCS.






**Figure 21–35. Insignia of grade, second lieutenant (gold)**

---

(7) *Chief warrant officer 5.* The nonsubdued chief warrant officer 5 (CW5) grade insignia is a silver-colored bar, 3/8 inch wide and 1–1/8 inches long, with a black line in the center of the bar. The bar is worn lengthwise on shirt collars, parallel to the shoulder seam on shoulder loops. For the AGSU, oxidized silver grade insignia will be worn in the same dimensions. The subdued CW5 grade insignia is the same as nonsubdued CW5 grade insignia, except that the color is olive drab with black squares (see fig 21–36). The subdued CW5 grade insignia will be embroidery on a camouflage pattern background, 2 inches by 2 inches, with hook-and-loop fastener for wear on utility uniforms and ECWCS.

---



**Figure 21–36. Insignia of grade, chief warrant officer 5**

---

(8) *Chief warrant officer 4.* The nonsubdued chief warrant officer 4 (CW4) grade insignia is a silver-colored bar, 3/8 inch wide and 1–1/8 inches long, with four black enamel squares. The bar is worn lengthwise on shirt collars,

parallel to the shoulder seam on shoulder loops. For the AGSU, oxidized silver grade insignia will be worn in the same dimensions. The subdued CW4 grade insignia is the same as nonsubdued CW4 grade insignia, except that the color is olive drab with black squares (see fig 21–37). The subdued CW4 grade insignia will be embroidered on a camouflage pattern background, 2 inches by 2 inches, with hook-and-loop fastener for wear on utility uniforms and ECWCS.


---



**Figure 21–37. Insignia of grade, chief warrant officer 4**

---

(9) *Chief warrant officer 3.* The nonsubdued chief warrant officer 3 (CW3) grade insignia is a silver-colored bar, 3/8 inch wide and 1–1/8 inches long, with three black enamel squares. The bar is worn lengthwise on shirt collars, parallel to the shoulder seam on shoulder loops. For the AGSU, oxidized silver grade insignia will be worn in the same dimensions. The subdued CW3 grade insignia is the same as nonsubdued CW3 grade insignia, except that the color is olive drab with black squares (see fig 21–38). The subdued CW3 grade insignia will be embroidered on a camouflage pattern background, 2 inches by 2 inches, with hook-and-loop fastener for wear on utility uniforms and ECWCS.




**Figure 21–38. Insignia of grade, chief warrant officer 3**

---

(10) *Chief warrant officer 2.* The nonsubdued chief warrant officer 2 (CW2) grade insignia is a silver-colored bar, 3/8 inch wide and 1–1/8 inches long, with two black enamel squares. The bar is worn lengthwise on shirt collars, parallel to the shoulder seam on shoulder loops. For the AGSU, oxidized silver grade insignia will be worn in the same dimensions. The subdued CW2 grade insignia is the same as nonsubdued CW2 grade insignia, except that the color is olive drab with black squares (see fig 21–39). The subdued CW2 grade insignia will be embroidered on a camouflage pattern background, 2 inches by 2 inches, with hook-and-loop fastener for wear on utility uniforms and ECWCS.

---



**Figure 21–39. Insignia of grade, chief warrant officer 2**

---

(11) *Warrant officer 1.* The nonsubdued warrant officer 1 (WO1) grade insignia a silver-colored bar, 3/8 inch wide and 1–1/8 inches long, with one black enamel square. The bar is worn lengthwise on shirt collars, parallel to the

shoulder seam on shoulder loops. For the AGSU, oxidized silver grade insignia will be worn in the same dimensions. The subdued WO1 grade insignia is the same as nonsubdued WO1 grade insignia, except that the color is olive drab with one black square (see fig 21–40). The subdued WO1 grade insignia will be embroidered on a camouflage pattern background, 2 inches by 2 inches, with hook-and-loop fastener for wear on utility uniforms and ECWCS.

---



---

Figure 21–40. Insignia of grade, warrant officer one

---

*b. How worn.*

(1) *Nonsubdued.* On the AGSU coat, all-weather coat, and windbreaker, officer grade insignia is worn on the shoulder loops, 5/8 inch from the outside shoulder seam, and centered front to back (see fig 21–41). All officers will wear oxidized silver pin-on rank on the shoulders of the AGSU coat (see para 21–3 for guidelines on headgear grade insignia).

---



---

Figure 21–41. Insignia of grade on shoulder loop, other officers

---

(2) *Subdued.* All officers will wear subdued grade insignia on utility uniforms, the cold weather coat, and the ECWCS jackets. On the utility uniforms, the subdued grade insignia will be worn centered on the front hook-and-loop pad. On the ECWCS jackets, the subdued insignia is worn either centered on the hook-and-loop pad or centered on the front tab. Wearing cloth rank insignia tab on the front tab of the ECWCS parka is authorized, as described in paragraph 21–8d.

## 21–7. Grade insignia for enlisted personnel

a. *Description.* The grade insignia described below applies to both male and female enlisted personnel.

(1) *Senior Enlisted Advisor to the Chairman of the Joint Chiefs of Staff.* The SEAC grade insignia has three chevrons above three arcs with a gold eagle device centered between four five-pointed stars centered horizontally between the chevrons and arcs (see fig 21–42).


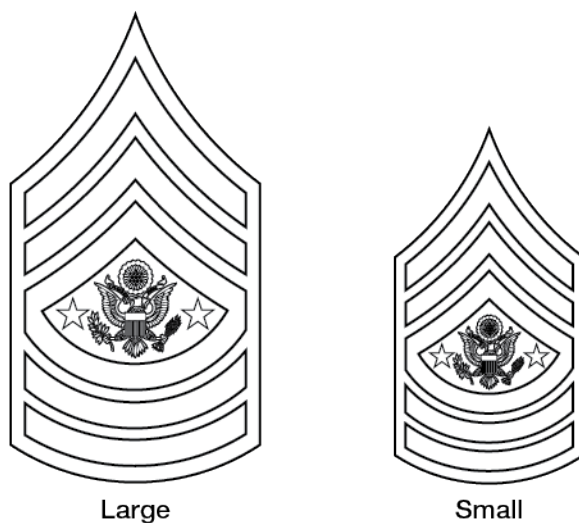


Figure 21–42. Insignia of grade, Senior Enlisted Advisor to the Chairman of the Joint Chiefs of Staff

(2) *Sergeant Major of the Army.* The SMA grade insignia has three chevrons above three arcs with the eagle from the Great Seal of the United States centered between two five-pointed stars centered horizontally between the chevrons and arcs (see fig 21–43).

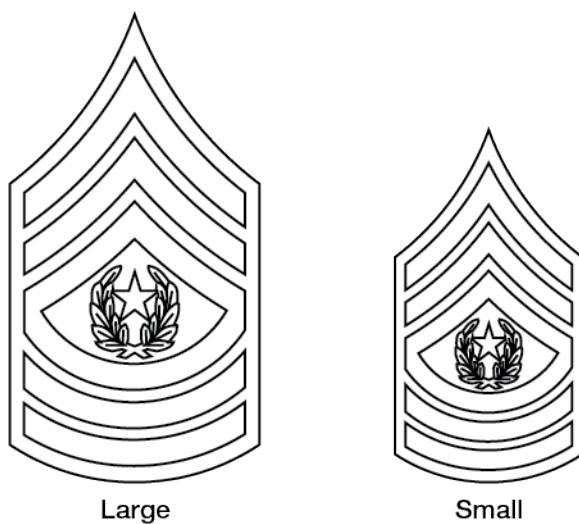


**Figure 21–43. Insignia of grade, Sergeant Major of the Army**

---

(3) *Command sergeant major*. The CSM grade insignia has three chevrons above three arcs with a five-pointed star within a wreath between the chevrons and arcs (see fig 21–44).

---



**Figure 21–44. Insignia of grade, command sergeant major**

---

(4) *Sergeant major*. The sergeant major grade insignia has three chevrons above three arcs with a five-pointed star between the chevrons and arcs (see fig 21–45).

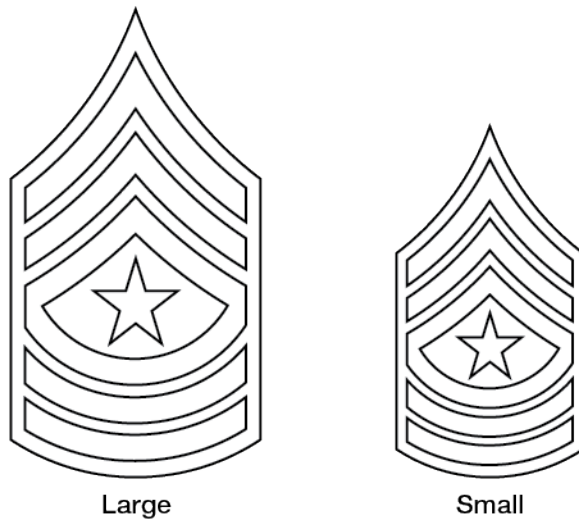


Figure 21–45. Insignia of grade, sergeant major

---

(5) *First sergeant.* The first sergeant grade insignia has three chevrons above three arcs with a pierced lozenge between the chevrons and arcs (see fig 21–46).

---

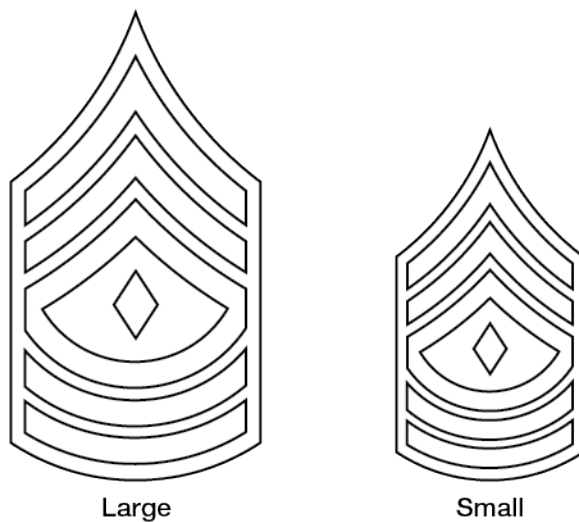
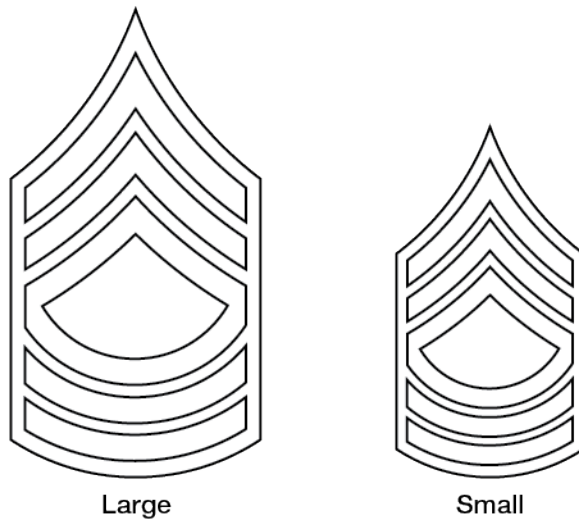


Figure 21–46. Insignia of grade, first sergeant

---

(6) *Master sergeant.* The master sergeant grade insignia has three chevrons above three arcs (see fig 21–47).

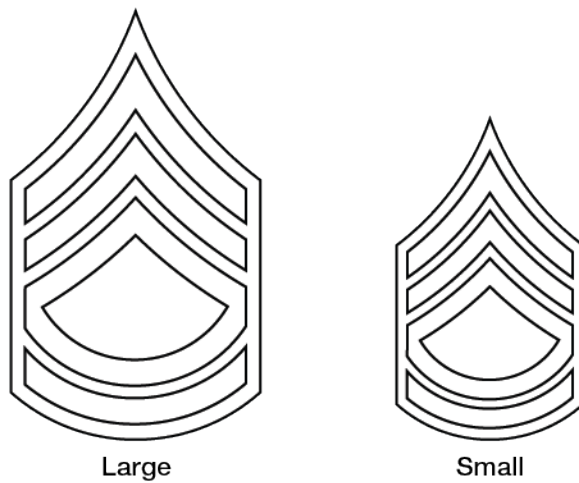


**Figure 21–47. Insignia of grade, master sergeant**

---

(7) *Sergeant first class.* The sergeant first class grade insignia has three chevrons above two arcs (see fig 21–48).

---

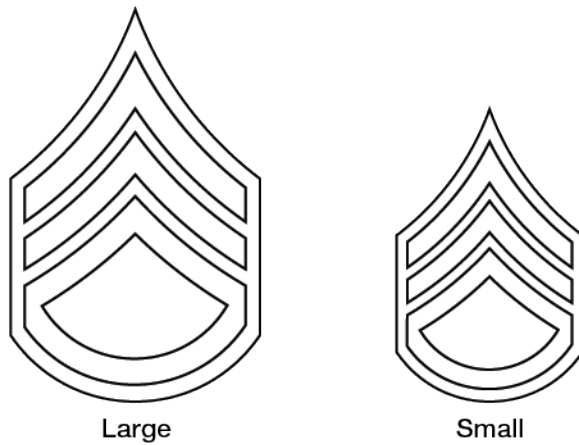


**Figure 21–48. Insignia of grade, sergeant first class**

---

(8) *Staff sergeant.* The staff sergeant grade insignia has three chevrons above one arc (see fig 21–49).



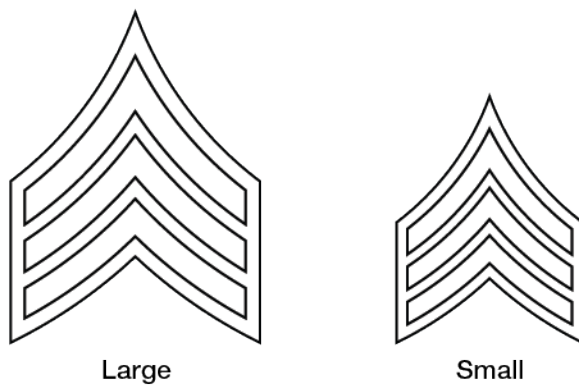


**Figure 21–49. Insignia of grade, staff sergeant**

---

(9) *Sergeant.* The sergeant grade insignia has three chevrons (see fig 21–50).

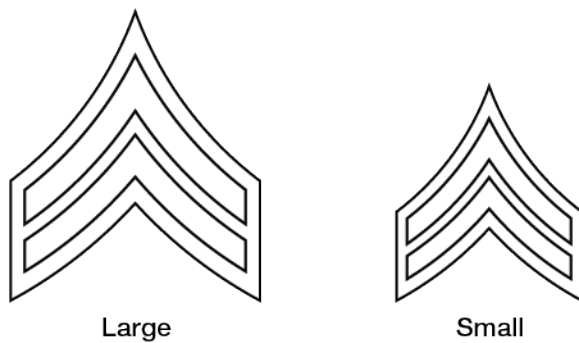
---



**Figure 21–50. Insignia of grade, sergeant**

---

(10) *Corporal.* The corporal grade insignia has two chevrons (see fig 21–51).




**Figure 21-51. Insignia of grade, corporal**

---

(11) *Specialist*. The specialist grade insignia is shaped like an inverted chevron at the bottom with an eagle device in the center (see fig 21-52).

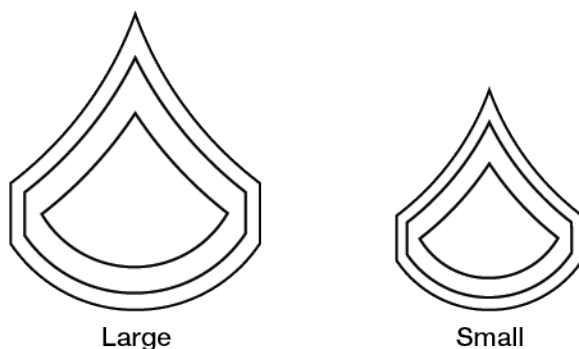
---



**Figure 21-52. Insignia of grade, specialist**

---

(12) *Private first class*. The private first class grade insignia has one chevron above one arc (see fig 21-53).

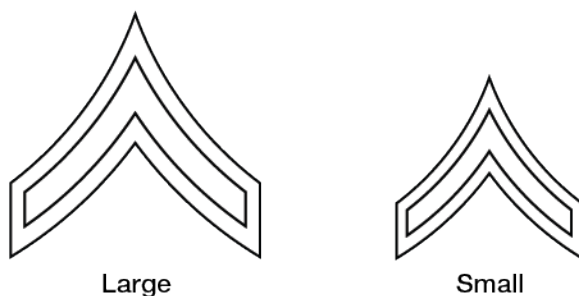


**Figure 21-53. Insignia of grade, private first class**

---

(13) *Private second class.* The private second class grade insignia has one chevron (see fig 21-54).

---



**Figure 21-54. Insignia of grade, private second class**

---

(14) *Private.* The private wears no grade insignia.

*b. Nonsubdued sew-on grade insignia.* Embroidered, sew-on grade insignia is a golden-light color with a background in Army blue or white cloth for the ASU. Embroidered, sew-on grade insignia is heritage tan 566 with a background in heritage green 564 for the AGSU.

(1) *Male (large) insignia.*

(a) For ranks other than specialist, the width of each chevron and arc is 5/16 inch with a 3/16-inch space between each chevron and each arc. The insignia is 3 inches wide, which provides a 1/8-inch edging around the entire insignia. The lowest chevron joins the topmost arc at each side of the insignia.

- (b) Specialist rank insignia is 2–7/8 inches wide, which provides a 1/8-inch edging around the entire insignia.
- (2) *Female (small) insignia.*
  - (a) For ranks other than specialist, the width of each chevron and arc is 1/4 inch with a 5/32-inch space between each chevron and each arc. The insignia is 2–1/2 inches wide, which provides a 1/8-inch edging around the entire insignia. The lowest chevron joins the topmost arc at each side of the insignia.
  - (b) Specialist rank insignia is 2–1/2 inches wide, which provides a 1/8-inch edging around the entire insignia.
  - c. *Nonsubdued pin-on grade insignia for enlisted personnel.* Polished brass nonsubdued pin-on grade insignia for all enlisted personnel is identical in design to the nonsubdued sew-on grade insignia described above, except that the width of each chevron and arc is 3/32 inch with a 1/16-inch open space between the chevrons and arcs (see fig 21–55).



Senior Enlisted  
Advisor to the Chairman



Sergeant Major  
of the Army



Command  
Sergeant Major



Sergeant  
Major




First  
Sergeant



Master  
Sergeant



Sergeant  
First Class



Staff Sergeant



Sergeant



Corporal



Private  
First Class



Private E2



Specialist

Figure 21–55. Pin-on insignia of grade, enlisted

d. *Subdued pin-on grade insignia for enlisted personnel.* Subdued metal pin-on grade insignia is identical to the nonsubdued pin-on grade insignia described above, except the insignia has a dull, flat black finish.

e. *How worn.*

(1) *Nonsubdued grade insignia, sew-on (Army service uniform).* Enlisted nonsubdued cloth grade insignia is sewn on each sleeve of the ASU coat and on each sleeve of the mess jacket. Insignia with a blue background is worn on the ASU coat and on the blue mess jackets. Insignia with a white background is worn on the white mess jacket. For enlisted personnel, male Soldiers will wear the large insignia and female Soldiers will wear small insignia. The insignia is worn centered between the shoulder seam and elbow (see fig 21–56).

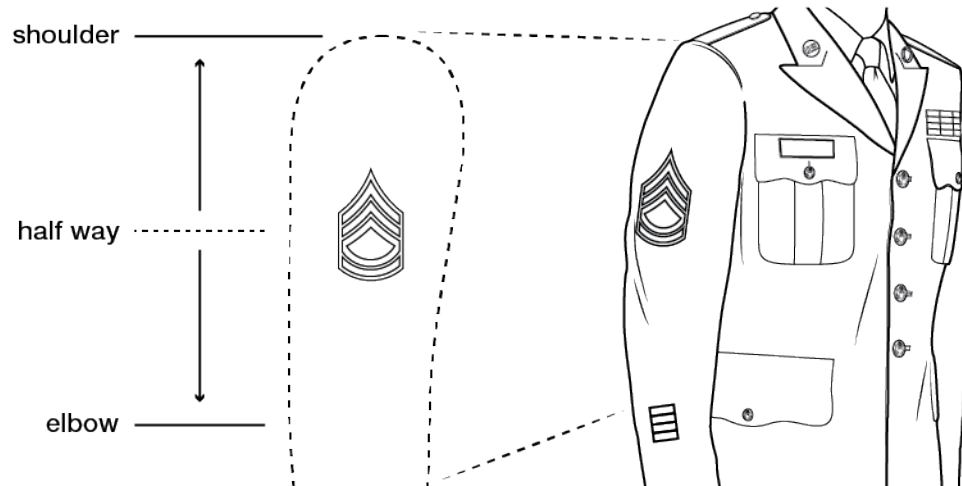


Figure 21–56. Wearing sew-on insignia of grade, Army service uniform, enlisted

(2) *Nonsubdued grade insignia, sew-on (Army green service uniform).* Enlisted nonsubdued cloth grade insignia is sewn on each sleeve of the AGSU coat and short- and long-sleeved shirts. Insignia with heritage green 564 background is worn on the shirts and coat. For enlisted personnel, male Soldiers will wear the large insignia and female Soldiers will wear small insignia. The insignia is worn centered between the shoulder seam and elbow (see fig 21–57). When the SSI will not allow the grade insignia to be worn as stated above, the grade insignia will be placed 1/2 inch below the SSI.

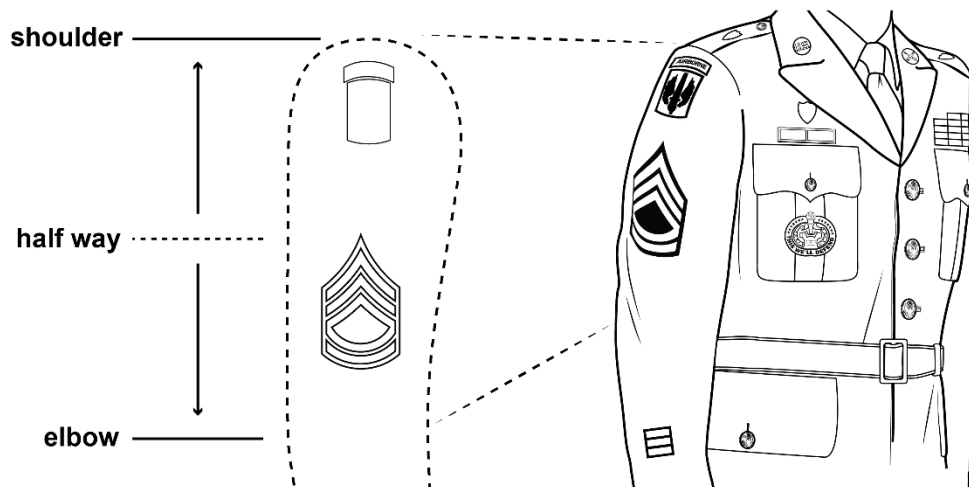


Figure 21–57. Wearing sew-on insignia of grade and shoulder sleeve insignia, Army green service uniform, enlisted

(3) *Nonsubdued grade insignia, pin-on.*

(a) All specialists and below will wear the nonsubdued pin-on grade insignia on the collar of the ASU shirt, the black all-weather coat, and the black windbreaker. Insignia is worn centered on both collars with the centerline of the insignia bisecting the points of the collar, 1 inch up from the collar point (see fig 21–58).

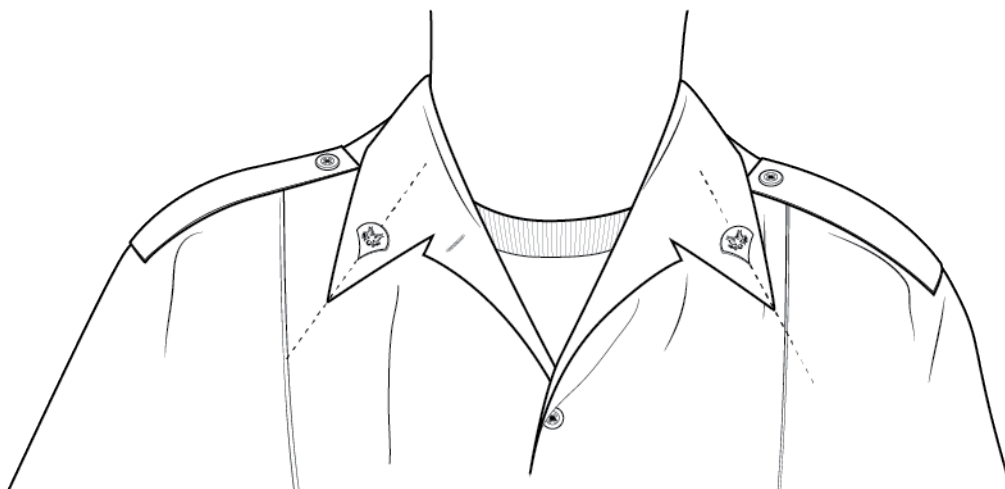


Figure 21–58. Wearing pin-on insignia of grade on collars, nonsubdued

(b) All enlisted culinary personnel will wear nonsubdued pin-on insignia centered 1/4 inch above the nameplate on the garrison culinary smock, or centered on both collars of the medical assistant smock, 1 inch up from the collar point and with the centerline of the insignia bisecting the points of the collar.

(4) *Subdued grade insignia.* All enlisted personnel will wear subdued grade insignia on utility uniforms and on the ECWCS jackets. On the utility uniforms, the subdued grade insignia will be worn centered on the hook-and-loop pad. On the ECWCS jackets, the subdued insignia is worn either centered on the hook-and-loop pad or centered on

the front tab. Wearing the cloth rank insignia tab on the front tab of the ECWCS parka is authorized, as described in paragraph 21–8*d*.

## **21–8. Other grade insignia**

### *a. Shoulder marks.*

(1) *Officers (Army service uniform)*. Shoulder marks for officers are black with a 1/8-inch yellow stripe below the embroidered grade insignia (see fig 21–59).

(2) *Officers (Army green service uniform)*. Shoulder marks for officers are heritage green 564 with a 1/8-inch silver stripe below the embroidered grade insignia (see fig 21–59). Shoulder marks are worn on the loops of the shirts of the AGSU.



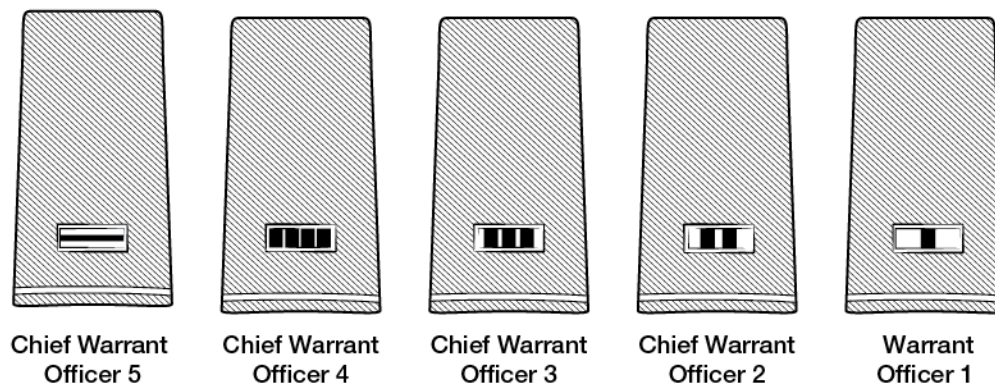
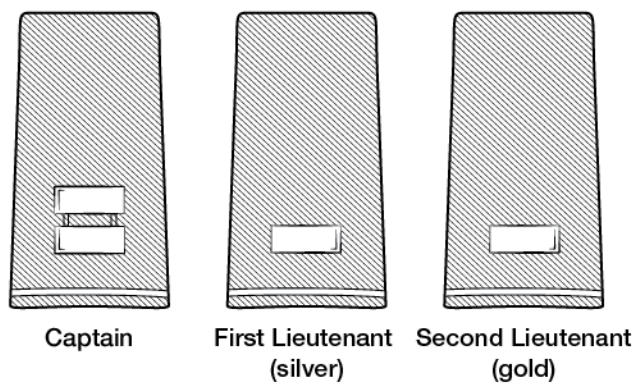




Figure 21-59. Shoulder marks, officer

(3) *Enlisted personnel (Army service uniform)*. Shoulder marks for enlisted personnel are black with grade insignia embroidered 5/8 inch from the lower end of the shoulder mark (see fig 21–60). Shoulder marks for enlisted personnel are not worn with the AGSU.

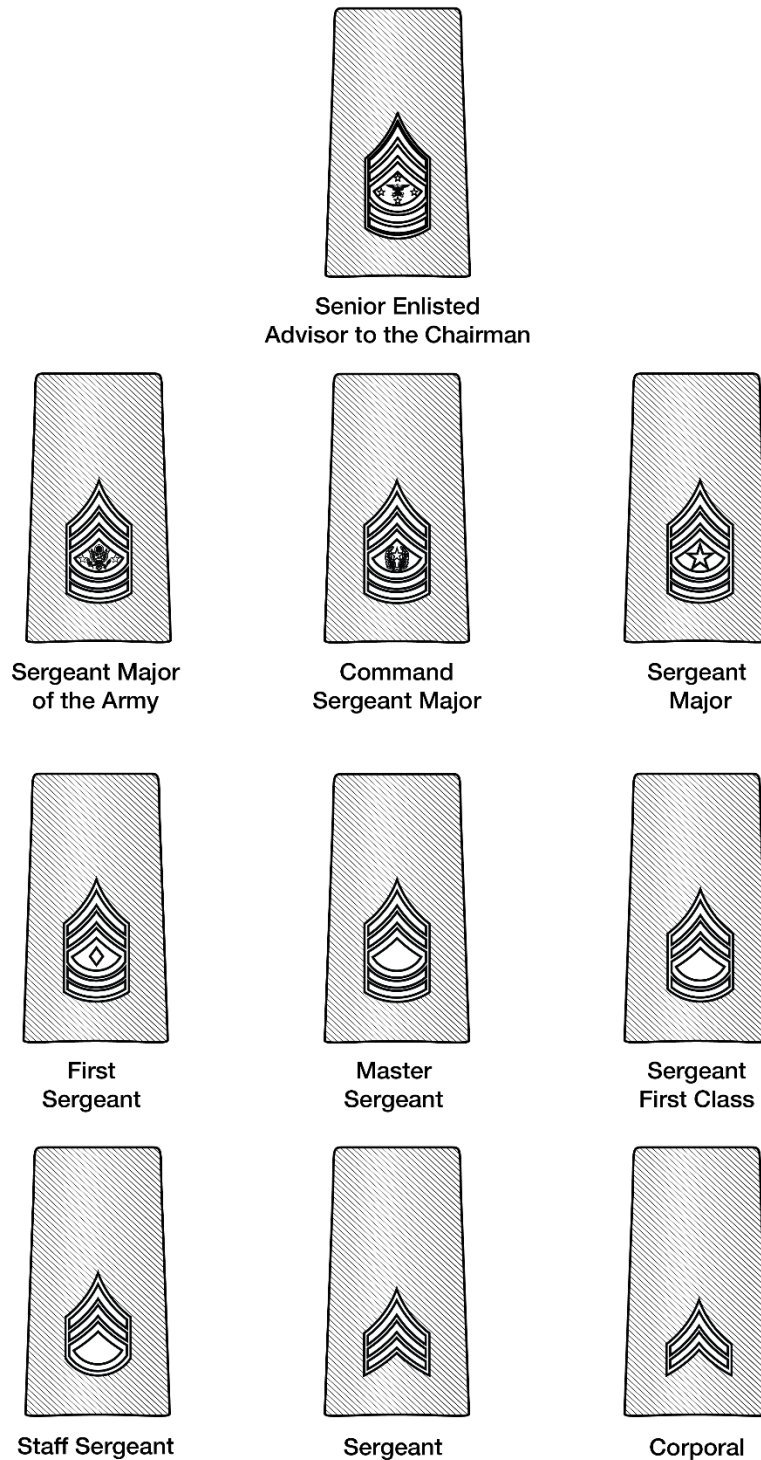


Figure 21–60. Shoulder marks, enlisted

(4) *Sizes.* Shoulder marks come in two sizes to accommodate differences in the manufacturing of shoulder loops on shirts and sweaters. All personnel may wear either size of the shoulder marks. The shoulder mark fits the shoulder loop properly when the hook-and-loop attachments or buttons are completely exposed, enabling exact alignment of the hook-and-loop attachments or fastening of buttons.

(a) *Male (large).* The large shoulder mark is 2-1/8 inches wide at the base and 4-1/4 inches long, tapering to 1-3/4 inches wide at the top.

(b) *Female (small).* The small shoulder mark is 2-1/8 inches wide at the base and 3-1/4 inches long, tapering to 1-25/32 inches wide at the top.

(5) *How worn.* Shoulder marks are worn by all personnel in the rank of corporal and above on the shoulder loops of the ASU shirts, the ASU maternity shirt, the black cardigan, and the black pullover. NCOs wear shoulder marks on the all-weather coat and the windbreaker. When the maternity tunic is worn, pregnant Soldiers will button the shoulder loop of the maternity shirt over the top of the tunic shoulder piece so the shoulder mark is visible.

b. *Shoulder straps (officers only; Army service uniform).*

(1) *Sizes.* Shoulder straps are made in large and small sizes.

(a) *Male (large).* The large shoulder strap is 1-5/8 inches wide and 4 inches long.

(b) *Female (small).* The small shoulder strap is 1-5/8 inches wide and 3-1/2 inches long.

(2) *Design.* For general officers, the background is blue-black velvet. For all other officers, the background is a rayon-grosgrain ribbon of the first-named color of the officer's basic branch. The strap has an 11/32-inch gold-colored border, surrounded on the inside and outside by a single strand in gold jaceron. If the officer's branch has two colors, the second branch color is used as a 1/8-inch inside border in lieu of gold jaceron. Insignia and borders are rayon-embroidered or bullion and jaceron (see fig 21-61).

(3) *Insignia.* Grade insignia for officers is embroidered on the shoulder straps in the following designs:

(a) *General officers.* The insignia is the appropriate number of silver-colored stars, each 5/8 inch in diameter. All stars are worn with one point facing the neck. Stars on the shoulder straps are placed point to point.

(b) *Colonel.* The insignia is a silver-colored spread eagle, 5/8 inch in height, with 1-1/4 inches between the tips of the wings. Shoulder straps are made in pairs. On each strap, the eagle is centered with the head facing forward.

(c) *Lieutenant colonel.* The insignia is a silver-colored oak leaf, 5/8 inch long and 5/8 inch wide, positioned on each end of the shoulder strap.

(d) *Major.* The insignia is a gold-colored oak leaf, 5/8 inch long and 5/8 inch wide, positioned on each end of the shoulder strap.

(e) *Captain.* The insignia is two silver-colored bars, each 1/4 inch wide and 5/8 inch long, parallel to the ends of the strap, 3/16 inch apart and 3/16 inch from the inside border, positioned at each end of the shoulder strap.

(f) *First lieutenant.* The insignia is one silver-colored bar, 1/4 inch wide and 5/8 inch long, parallel to the ends of the strap and 3/16 inch from the inside border, positioned at each end of the shoulder strap.

(g) *Second lieutenant.* The insignia is one gold-colored bar, 1/4 inch wide and 5/8 inch long, parallel to the ends of the strap and 3/16 inch from the inside border, positioned at each end of the shoulder strap.

(h) *Chief warrant officer 5.* The insignia is a silver-colored bar, 1/4 inch wide and 3/4 inch long, with one black line in the center of the insignia.

(i) *Chief warrant officer 4.* The insignia is a silver-colored bar, 1/4 inch wide and 3/4 inch long, with four black squares centered on the bar, positioned parallel to and at each end of the shoulder strap.

(j) *Chief warrant officer 3.* The insignia is a silver-colored bar, 1/4 inch wide and 3/4 inch long, with three black squares centered on the bar, positioned parallel to and at each end of the shoulder strap.

(k) *Chief warrant officer 2.* The insignia is a silver-colored bar, 1/4 inch wide and 3/4 inch long, with two black squares centered on the bar, positioned parallel to and at each end of the shoulder strap.

(l) *Warrant officer 1.* The insignia is a silver-colored bar, 1/4 inch wide and 3/4 inch long, with one black square centered on the bar, positioned parallel to and at each end of the shoulder strap.

(4) *How worn.* On each shoulder, the shoulder strap is sewn, snapped, or hooked to the coat of the ASU, centered lengthwise on the outside shoulder seam.


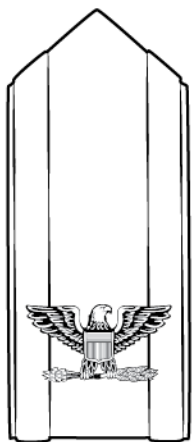



Figure 21–61. Shoulder straps

*c. Shoulder boards (female officers).* Shoulder boards are worn by female officers in the ranks of colonel and below on the old version of the white mess uniform jackets (see fig 21–62). The shoulder board is 4–11/16 inches long and 2 inches wide at the outer end. The background is wool facing cloth in silk or synthetic grosgrain or in satin cloth of the first-named color of the officer's basic branch. The shoulder board has a gold or gold-colored nylon, rayon, or synthetic metallic gold band 3/8 inch wide, placed 1/16 inch from the outer edge of each side of the board. If the officer's branch has two colors, the second-named color is used as a 1/8-inch border placed against the inside edge of each gold band. The grade insignia is embroidered in gold or silver bullion or synthetic metallic yarn and is centered 5/8 inch from the lower edge of the shoulder board. Detachable shoulder boards are worn on each shoulder with the square end of the shoulder board positioned on the outside shoulder seam.


*Note.* Enlisted female Soldiers may not wear the older version of the white mess uniform.



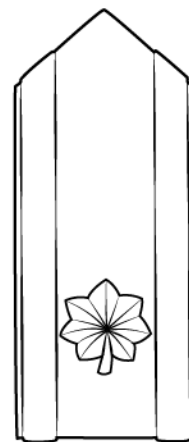
Colonel (right)



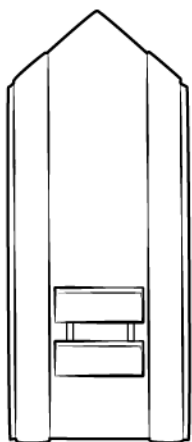
Colonel (left)




Lieutenant Colonel  
(silver)



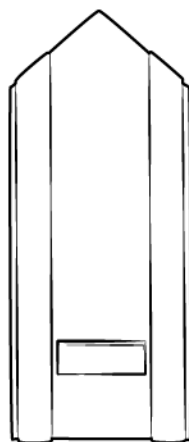
Major  
(gold)



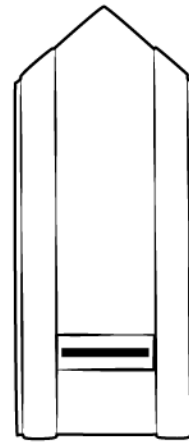
Captain



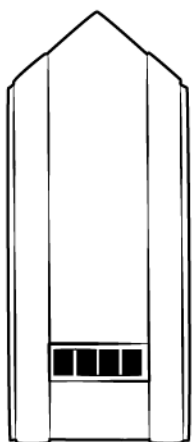
First Lieutenant (silver)




Second Lieutenant (gold)



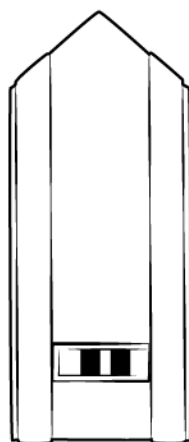
Chief Warrant Officer 5



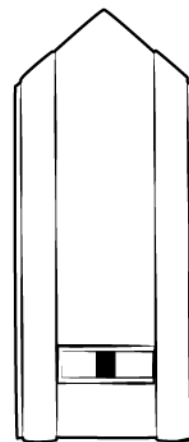
Chief Warrant Officer 4



Chief Warrant Officer 3



Chief Warrant Officer 2



Warrant Officer 1

Figure 21-62. Shoulder boards

*d. Rank insignia tabs.* Subdued cloth rank insignia tabs are optional purchase items for wear on the ECWCS (Gore-Tex®) parka. Tabs are 1-1/2 inches wide by 2 inches long on a camouflage background and are sewn closed. The rank insignia tabs slip over the front tab of the parka.

## **21-9. Branch insignia**

See AR 670-1 for authorization to wear a type of branch insignia.

## **21-10. Branch insignia, other**

*a. Regimental collar insignia.* See AR 670-1 for authorization to wear regimental and other branch insignia. The regimental number for the combat arms branches is positioned as shown in figure 21-63. For Armor, Aviation, Cavalry, Field Artillery, Infantry, and Special Forces officer branches, personnel may wear the regimental number as a separate item, positioned in the same location as illustrated for the one-piece insignia.

*b. Other.* Numerals are 1/4 inch for officers and 3/16 inch for enlisted Soldiers for the branch insignia with the numerical designation of the battalion or regiment affixed as authorized by AR 670-1. The regimental number for the combat arms branches is positioned as shown in figure 21-63. For Armor, Aviation, Cavalry, Field Artillery, Infantry, and Special Forces officer branches, personnel may wear the regimental number as a separate item positioned in the same location as illustrated for the one-piece insignia.



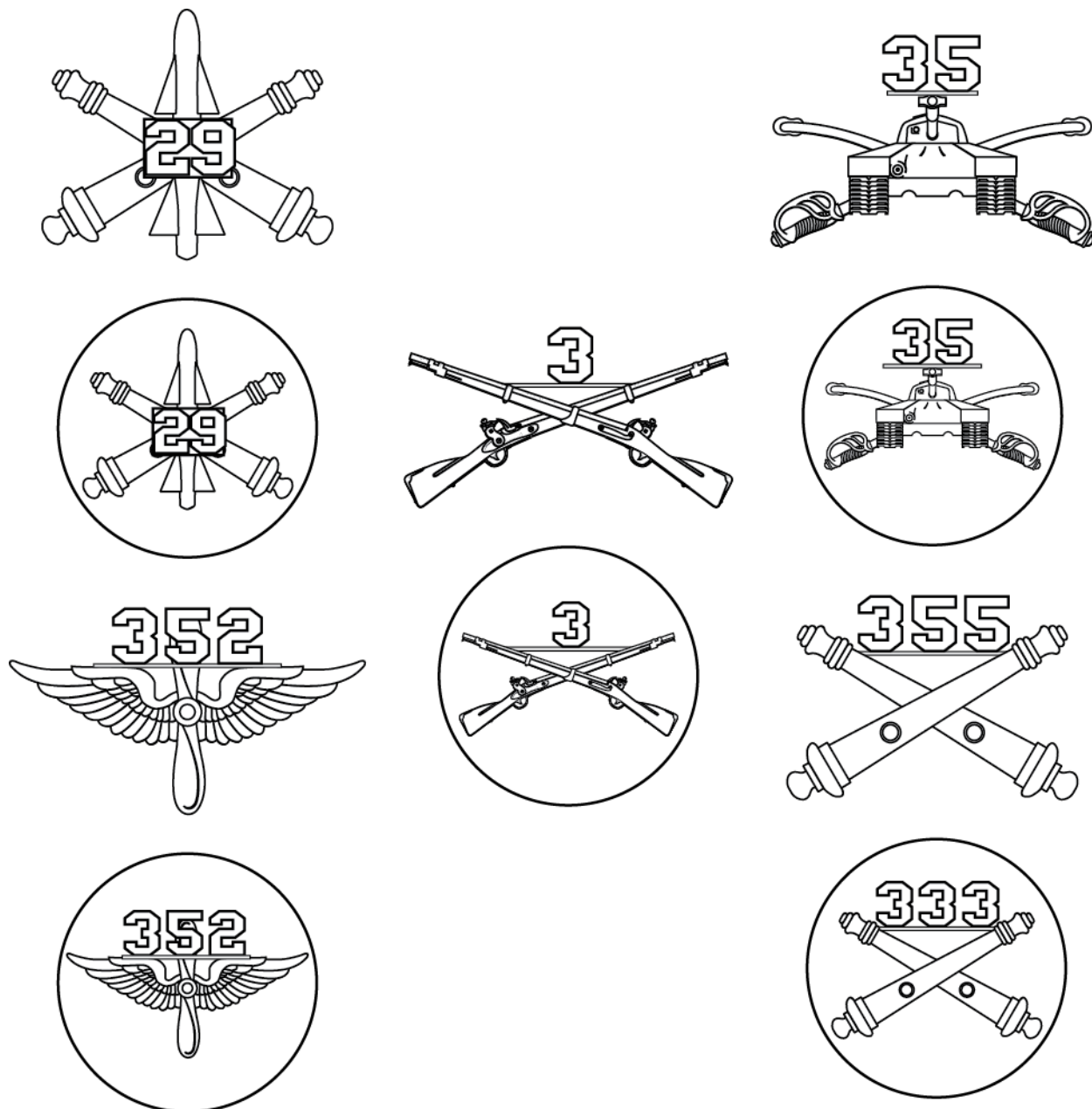


Figure 21-63. Regimental numbers attached to insignia

*c. Authorized wearers.* Branch insignia authorized for wear are listed in the following paragraphs.

(1) *Acquisition Corps.* The collar insignia (enlisted personnel only) is a tripartite gold scroll inscribed with “Innovation, Excellence, and Dedication” with alpha and omega interlaced and an eagle’s head superimposed. Two gold-colored laurel branches cross at the base of the 1-inch gold-colored insignia (see fig 21-64).



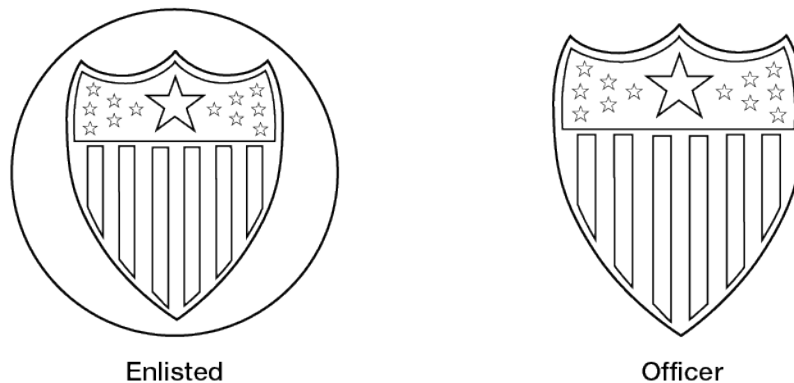


**Figure 21–64. Collar insignia, Acquisition Corps, enlisted only**

---

(2) *Adjutant General's Corps*. The officer branch insignia is a silver-colored shield, 1 inch in height, on a blue chief upon which there are 1 large and 12 small silver stars and 13 vertical stripes (7 silver and 6 red). Enlisted personnel have the same design centered on a 1-inch disk in gold-colored metal (see fig 21–65).

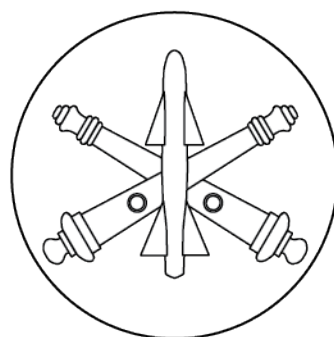
---



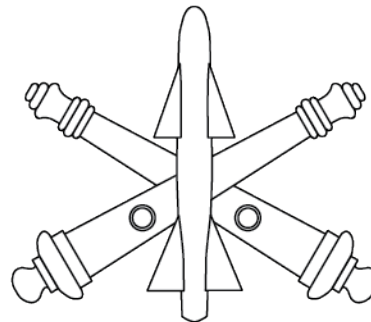
**Figure 21–65. Insignia of branch, Adjutant General's Corps**

---

(3) *Air Defense Artillery*. The officer branch insignia is a missile surmounting two crossed field guns in gold-colored metal, 1–1/8 inches in height. Enlisted personnel have the same design centered on a 1-inch disk in gold-colored metal (see fig 21–66).



Enlisted



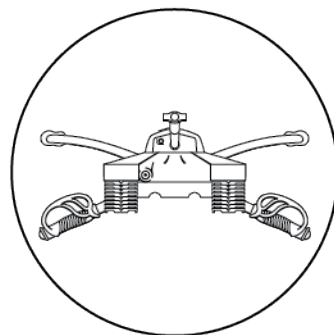
Officer

**Figure 21–66. Insignia of branch, Air Defense Artillery**

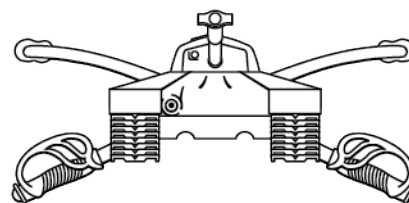
---

(4) *Armor*. The officer branch insignia is the front view of an M-26 tank gun, slightly raised and superimposed on two crossed cavalry sabers in scabbards with the cutting edge up, 13/16 inch in height, in gold-colored metal. Enlisted personnel have the same design centered on a 1-inch disk in gold-colored metal (see fig 21–67).

---



Enlisted



Officer

**Figure 21–67. Insignia of branch, Armor**

---

(5) *Army Medical Specialist Corps (officers only)*. The branch insignia is a gold-colored metal caduceus, 1 inch in height, with a 3/8-inch monogram of the letter “S” in black enamel superimposed upon the caduceus (see fig 21–68).



---

**Figure 21–68. Insignia of branch, Army Medical Specialist Corps, officer**

---

(6) *Army Nurse Corps (officers only).* The branch insignia is a gold-colored metal caduceus, 1 inch in height, with a 3/8-inch monogram of the letter “N” in black enamel superimposed upon the caduceus (see fig 21–69).

---



---

**Figure 21–69. Insignia of branch, Army Nurse Corps, officer**

---

(7) *Aviation.* The officer branch insignia is a vertical silver propeller between two horizontal gold wings, 1–1/8 inches wide. Enlisted personnel have the same design on a 1-inch disk in gold-colored metal (see fig 21–70).



Enlisted




Officer

**Figure 21–70. Insignia of branch, Aviation**

---

(8) *Band (enlisted personnel only)*. The band collar insignia is a music lyre on a 1-inch disk in gold-colored metal (see fig 21–71).

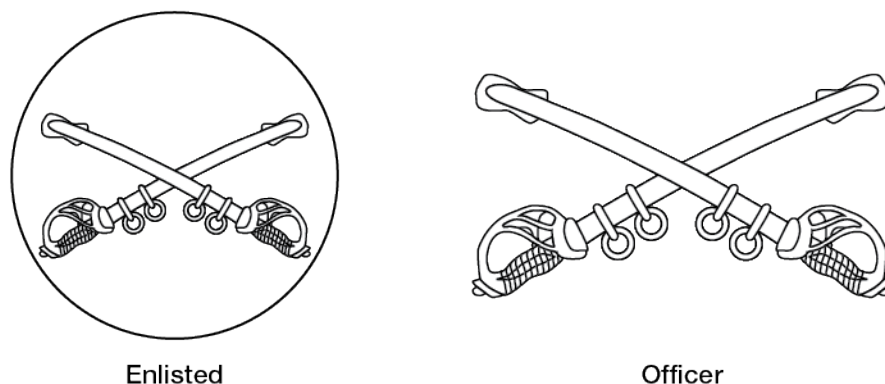
---



**Figure 21–71. Collar insignia, Army Band, enlisted**

---

(9) *Cavalry*. Officers and enlisted personnel assigned to cavalry regiments, cavalry squadrons, or separate cavalry troops are authorized to wear cavalry collar insignia in lieu of the branch insignia when approved by the ACOM commander. The officer collar insignia is two crossed sabers in scabbards with the cutting edge up, 11/16 inch in height, in gold-colored metal. The enlisted collar insignia is the same design on a 1-inch disk in gold-colored metal (see fig 21–72).

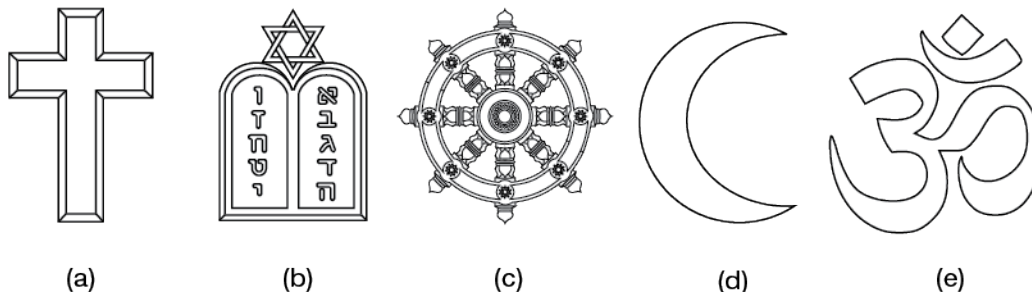


**Figure 21-72. Insignia of branch, Cavalry**

---

(10) *Chaplains.* Chaplains will wear chaplain branch insignia on the service uniform shirt, as described in paragraph 21-12*b*, and on the combat uniform coat. On the combat uniform coat, subdued branch insignia is worn centered 1/8 inch above the nametape. Chaplains may sew branch insignia on the combat uniform coat if nametape, U.S. Army tape, and grade insignia are also sewn on. If nametape, U.S. Army tape, and grade insignia are not sewn on, chaplains will wear either pin-on branch insignia or are authorized to incorporate a 2-inch by 2-inch hook-and-loop fastener to the combat uniform coat above the nametape. Pin-on insignia may not be mixed with sew-on badges. Pin-on insignia is not authorized for wear in a field or deployed environment. Chaplains will continue to wear their rank insignia on the ECWCS jackets. The following are chaplain branch insignia (see fig 21-73):

- (a) *Christian faith (officers only).* The insignia is a silver-colored Latin cross, 1 inch in height.
- (b) *Jewish faith (officers only).* The insignia is a silver-colored double tablet bearing Hebrew numerals from I to X, surmounted by two interlaced, equilateral triangles, 1 inch in height.
- (c) *Buddhist faith (officers only).* The insignia is a silver-colored dharma chakra (8-spoked wheel), 1 inch in height.
- (d) *Muslim faith (officers only).* The insignia is a silver-colored crescent moon.
- (e) *Hindu faith (officers only).* The insignia is a silver-colored Sanskrit syllable for the Hindu sound, “om,” 1 inch in height.




**Figure 21-73. Insignia of branch, Chaplain Corps, officer**

---

(11) *Chaplain assistant (enlisted only)*. Enlisted personnel insignia consists of stylized hands enclosing a chapel, door open, on a 1-inch disk in gold-colored metal (see fig 21-74).

---



**Figure 21-74. Collar insignia, chaplain assistant, enlisted**

---


(12) *Chaplain candidate*. The chaplain candidate insignia consists of two laurel branches crossed at the stems over the lower corners of an open book with a shepherd's crook overall, all gold (see fig 21-75). The insignia is 1 inch in height and 1-1/4 inches wide. Chaplain candidates are authorized to wear chaplain candidate branch insignia on the combat uniform coat, service uniform coat, and service uniform shirt. Chaplain candidates are not authorized to wear staff specialist insignia. Chaplain candidates will wear chaplain candidate branch insignia on the service uniform shirt, as described in paragraph 21-12b, and on the combat uniform coat. On the combat uniform coat, subdued chaplain candidate branch insignia is worn centered 1/8 inch above the nametape. Chaplain candidates may sew on branch

insignia on the combat uniform coat if nametape, U.S. Army tape, and grade insignia are also sewn on. If nametape, U.S. Army tape, and grade insignia are not sewn on, chaplain candidates will wear either pin-on branch insignia or are authorized to incorporate a 2-inch by 2-inch hook-and-loop fastener to the combat uniform coat centered above the nametape. Pin-on insignia may not be mixed with sew-on badges. Pin-on insignia is not authorized for wear in a field or deployed environment.

(a) Chaplain candidates are authorized to wear black piping for branch color. Chaplain candidates are not authorized to wear green piping for branch color.

(b) Chaplain candidates are prohibited from wearing A0C 56A Religious/Denomination-based insignia on the ACU or ASU coat. Chaplain candidates will continue to wear their rank insignia on all headgear and ECWCS jackets.

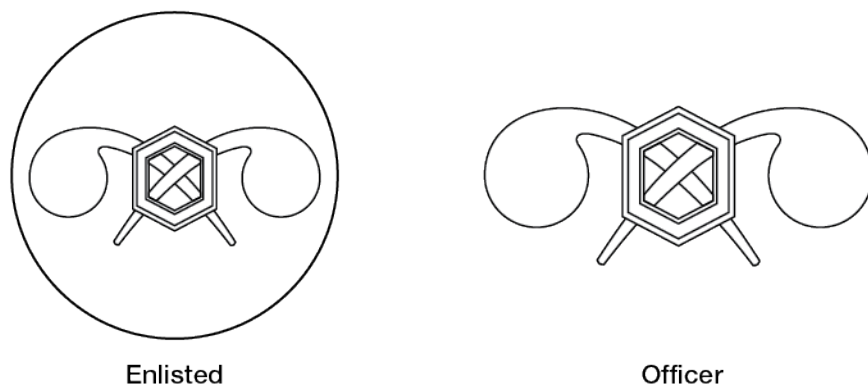
---



**Figure 21–75. Insignia of branch, chaplain candidate, officer only**

---

(13) *Chemical Corps*. The officer insignia is a benzene ring of cobalt blue enamel superimposed in the center of crossed gold-colored retorts, 1/2 inch long and 1–13/16 inch wide. Enlisted personnel have the same design on a 1-inch disk in gold-colored metal (see fig 21–76).

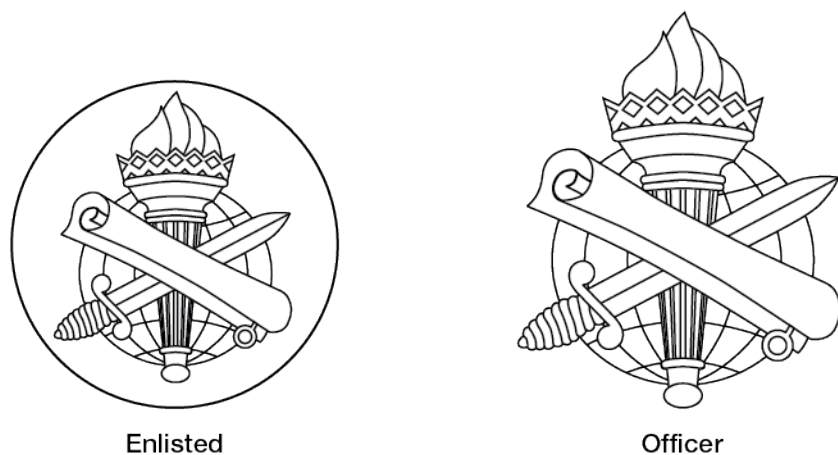


**Figure 21-76. Insignia of branch, Chemical Corps**

---

(14) *Civil Affairs*. The officer branch insignia is a gold-colored globe, 5/8 inch in diameter, upon which a torch of liberty is superimposed, 1 inch in height, surmounted by a scroll and sword crossed in saltire. Enlisted personnel have the same design on a 1-inch disk in gold-colored metal (see fig 21-77).

---




**Figure 21-77. Insignia of branch, Civil Affairs**


---

(15) *Corps of Engineers*. The officer branch insignia is a gold-colored, triple-turreted castle, 11/16 inch in height. Enlisted personnel have the same design centered on a 1-inch disk in gold-colored metal (see fig 21-78).





Enlisted




Officer

**Figure 21–78. Insignia of branch, Corps of Engineers**


---

(16) *Cyber*. The officer branch insignia is two crossed lightning bolts surmounted by a vertical dagger pointed up, all gold, 13/16 inches in height and 1–7/6 inch wide. Enlisted personnel have the same design on a 1-inch disk in all gold-colored material (see fig 21–79).

---



Enlisted



Officer

**Figure 21–79. Insignia of branch, Cyber**

---

(17) *Dental Corps (officers only)*. The insignia is a gold-colored metal caduceus, 1 inch in height, with a 3/8-inch monogram of the letter “D” in black enamel superimposed upon the caduceus (see fig 21–80).




Figure 21–80. Insignia of branch, Dental Corps, officer


---

(18) *Electronic Warfare*. The officer branch insignia is a gold- and black-colored metal and enamel shield, 1 inch in height. The center of the shield consists of a key and a lightning bolt crossed at the center. The key has three knobs on the bow of the key and an “E, W” shaped ward. The lightning bolt has three sharp bends. Enlisted personnel have the same design centered on a 1-inch disk in gold-colored metal (see fig 21–81).

---



Enlisted




Officer

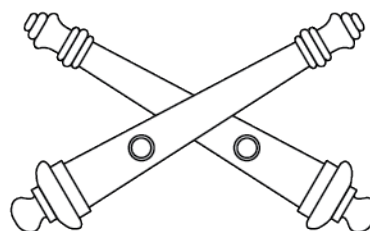
Figure 21–81. Insignia of branch, Electronic Warfare

---

(19) *Field Artillery*. The officer branch insignia is two crossed field guns in gold-colored metal, 13/16 inch in height. Enlisted personnel have the same design centered on a 1-inch disk in gold-colored metal (see fig 21–82).



Enlisted



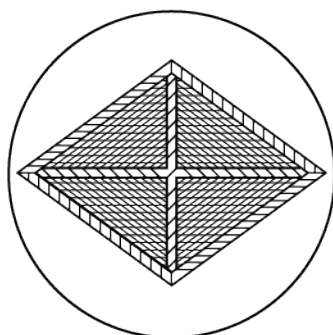
Officer

Figure 21–82. Insignia of branch, Field Artillery

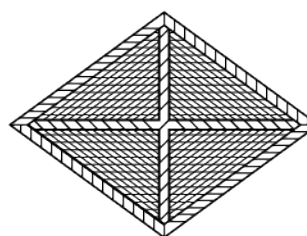
---

(20) *Finance Corps*. The officer branch insignia is a gold-colored metal diamond, 1 inch by 3/4 inch, with the short axis vertical. Enlisted personnel have the same design centered on a 1-inch disk in gold-colored metal (see fig 21–83).

---



Enlisted



Officer

Figure 21–83. Insignia of branch, Finance Corps

---

(21) *General staff (commissioned and warrant officers only)*. The insignia is the coat of arms of the United States, 5/8 inch in height, in gold-colored metal superimposed on a five-pointed, silver-colored star, 1 inch in diameter. The shield consists of white and red enamel stripes on a blue chief and a blue glory (see fig 21–84). The insignia is worn by officers and warrant officers as prescribed in AR 670–1.

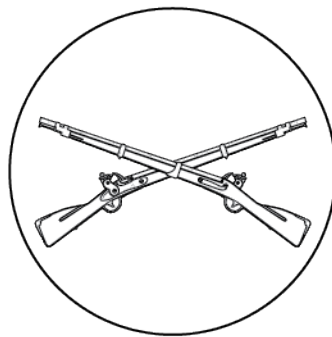


**Figure 21–84. Insignia of branch, general staff, commissioned and warrant officers only**

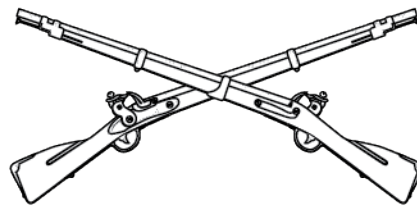
---

(22) *Infantry*. The officer branch insignia is two gold-colored crossed muskets, 3/4 inch in height. Enlisted personnel have the same design centered on a 1-inch disk in gold-colored metal (see fig 21–85).

---



**Enlisted**



**Officer**

**Figure 21–85. Insignia of branch, Infantry**

---

(23) *The Inspector General*. The officer branch insignia is a sword and fasces, 3/4 inch in height, crossed and wreathed in gold-colored metal with the inscription “Droit et Avant” (right and forward) in blue enamel on the upper part of wreath. Enlisted personnel have the same design on a 1-inch disk in gold-colored metal (see fig 21–86).



Enlisted



Officer

**Figure 21–86. Insignia of branch, Inspector General Corps**


---

(24) *Judge Advocate General's Corps*. The officer branch insignia is a gold-colored sword and pen crossed and wreathed, 1 1/16 inch in height. Enlisted personnel have the same design on a 1-inch disk in gold-colored metal (see fig 21–87).

---



Enlisted




Officer

**Figure 21–87. Insignia of branch, Judge Advocate General's Corps**

---

(25) *Logistics*. The officer branch insignia is diagonally crossed cannon, muzzle up, and key, ward down and pointing in, surmounted by a ship's steering wheel, all in gold-colored metal; bearing on the hub, a stylized star and inscribed on the ship's wheel in Latin above "Sustinendum" and below "Victoriam," all in Soldier red. Overall dimension is 1 inch in height (see fig 21–88).



**Figure 21–88. Insignia of branch, Logistics**

---

(a) All Ordnance, Quartermaster, and Transportation basic branch officers in the rank of captain or above in all components who have graduated from the Combined Logistics Captains Career Course or equivalent Reserve Component Captains Career Course are designated as Logistics Branch.

(b) When officers wear the logistic branch insignia, they are authorized to wear the RDI (when worn) of their assigned functional area of expertise (secondary specialty) within the Logistics Branch (88 Series-Transportation; 91 Series-Ordnance; and 92 Series-Quartermaster).

(26) *Medical Corps.* The officer branch insignia is a gold-colored caduceus, 1 inch in height. Enlisted personnel have the same design on a 1-inch disk in gold-colored metal (see fig 21–89).

---



Enlisted



Officer

**Figure 21–89. Insignia of branch, Medical Corps**

---

(27) *Medical Service Corps (officers only)*. The branch of insignia is a silver-colored caduceus, 1 inch in height, with a 3/8-inch monogram of the letters “M” and “S” in black enamel superimposed upon the caduceus (see fig 21–90).

---



Figure 21–90. Insignia of branch, Medical Service Corps, officer

---

(28) *Military Intelligence*. The officer branch insignia is a gold-colored metal dagger, point up, 1–1/4 inches in height, upon which there is a gold-colored metal heraldic sun composed of four straight and four wavy alternating rays surmounted by a gold heraldic rose with dark blue enamel petals. Enlisted personnel have the same design on a 1-inch disk in gold-colored metal (see fig 21–91).

---

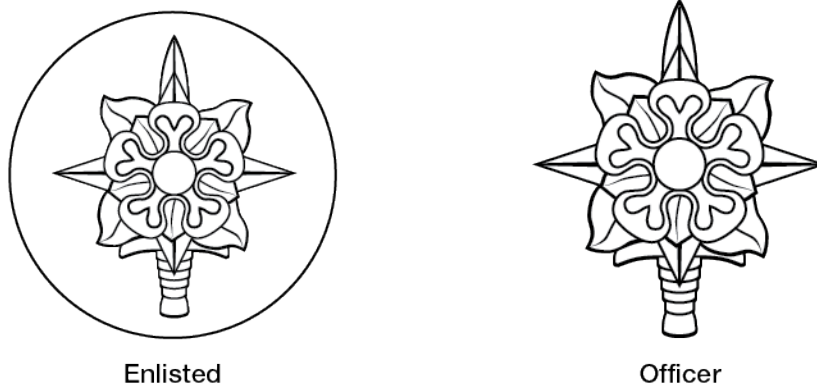
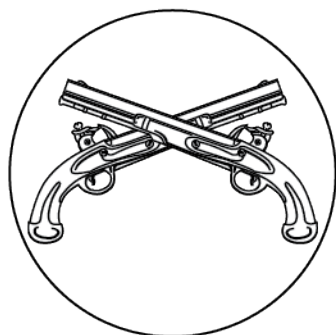


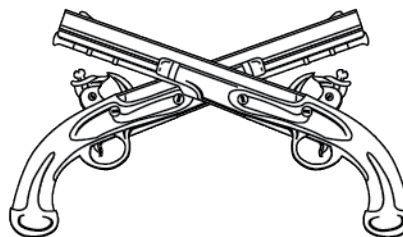
Figure 21–91. Insignia of branch, Military Intelligence

---

(29) *Military Police Corps*. The officer branch insignia is two crossed gold-colored metal pistols, 3/4 inch in height in height. Enlisted personnel have the same design on a 1-inch disk in gold-colored metal (see fig 21–92).



Enlisted




Officer

**Figure 21–92. Insignia of branch, Military Police Corps**

---

(30) *National Guard Bureau (officers only)*. The branch insignia is two crossed gold-colored fasces superimposed on an eagle displayed with wings reversed, 3/4 inch in height (see fig 21–93).

---



**Figure 21–93. Insignia of branch, National Guard Bureau, officer**

---

(31) *Nominative senior enlisted leader collar insignia (enlisted personnel only)*. The branch insignia is the coat of arms of the United States on a 1-inch disk in gold-colored metal (see fig 21–94).



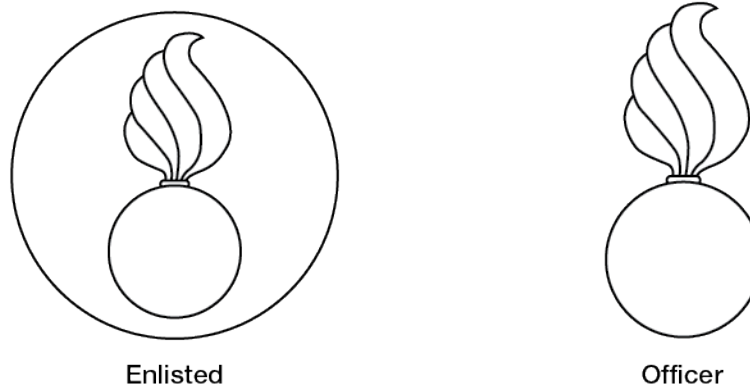


**Figure 21-94. Collar insignia, nominative senior enlisted leader collar insignia**

---

(32) *Ordnance Corps*. The officer branch insignia is a gold-colored shell and flame, 1 inch in height. Enlisted personnel have the same design on a 1-inch disk in gold-colored metal (see fig 21-95).


---



**Figure 21-95. Insignia of branch, Ordnance Corps**

---

(33) *Psychological Operations*. The officer branch insignia is gold-colored crossed daggers with blades forming lightning bolt upon which a knight chess piece is superimposed, 1 inch in height. Enlisted personnel have the same design centered on a 1-inch disk in gold-colored metal (see fig 21-96).




**Figure 21-96. Insignia of branch, Psychological Operations**

---

(34) *Public affairs collar insignia (enlisted personnel only).* The insignia is a quill crossed with an electronic flash with a broadsword on a 1-inch disk in gold-colored metal (see fig 21-97).

---



**Figure 21-97. Collar insignia, Public Affairs, enlisted**

---

(35) *Quartermaster Corps.* The officer branch insignia is a gold-colored sword and key crossed on a wheel surmounted by a flying eagle with the felloe of the wheel set with 13 stars, 3/4 inch in height. The felloe of the wheel is blue enamel and the hub center is red, edged with white. Enlisted personnel have the same design on a 1-inch disk in gold-colored metal (see fig 21-98).



Enlisted




Officer

**Figure 21–98. Insignia of branch, Quartermaster Corps**


---

(36) *Signal Corps*. The officer branch insignia is two signal flags crossed (the dexter flag is white with a red center; the sinister flag is red with a white center) with staffs of gold and a flaming torch in gold-colored metal upright at the center of the crossed flags, 7/8 inch in height. Enlisted personnel have the same design on a 1-inch disk in gold-colored metal (see fig 21–99).

---



Enlisted

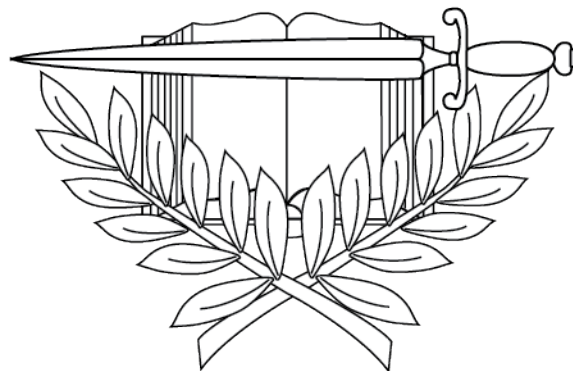


Officer

**Figure 21–99. Insignia of branch, Signal Corps**

---

(37) *Staff specialist, Army National Guard (officers only)*. The branch insignia is a sword, 1–3/8 inches long, laid horizontally across the upper part of an open book. Two laurel branches crossed at the stems are below the sword and across the lower corners of the book. The insignia is 13/16 inch in height in gold-colored metal (see fig 21–100).

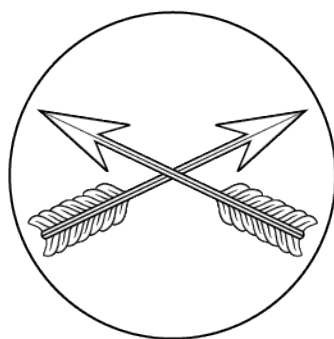


**Figure 21–100. Insignia of branch, staff specialist, Army National Guard, officer**

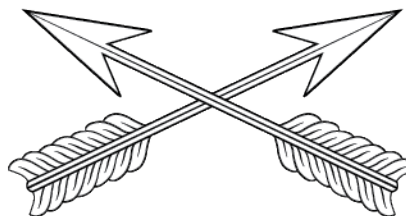
---

(38) *Special Forces*. The officer branch insignia is two crossed, gold-colored arrows, 3/4 inch in height. Enlisted personnel have the same design on a 1-inch disk in gold-colored metal (see fig 21–101).

---



**Enlisted**



**Officer**

**Figure 21–101. Insignia of branch, Special Forces**

---

(39) *Sergeant Major of the Army collar insignia*. The insignia is a gold-colored shield, 3/4 inch in height, with the base divided diagonally from the upper left to the lower right. The upper part of the insignia is red. The lower part is white. The insignia consists of a silver five-pointed star surmounted by the coat of arms of the United States in color between two white five-pointed stars at the top and two red five-pointed stars at the base. The shield is on a 1-inch disk in gold-colored metal (see fig 21–102).




**Figure 21–102. Collar insignia, Sergeant Major of the Army**

---

(40) *Senior Enlisted Advisor to the Chairman of the Joint Chiefs of Staff collar insignia.* The insignia is a gold-colored disc, 1 inch in diameter, upon which a gold shield is mounted, 3/4 inch wide. The shield is divided diagonally from upper left to lower right. The upper portion is enameled blue. The lower portion white. There are two five-pointed white stars outlined in gold at the top and two five-pointed blue stars outlined gold at the bottom of the shield. A gold eagle device, 1/2 inch wide, surmounted by the coat of arms of the United States is centered on the shield (see fig 21–103).

---




**Figure 21–103. Collar Insignia, Senior Enlisted Advisor to the Chairman of the Joint Chiefs of Staff**

---

(41) *Transportation Corps.* The officer branch insignia is a ship's steering wheel, upon which is superimposed a shield charged with a winged car wheel on a rail, all in gold-colored metal, 1 inch in height. Enlisted personnel have the same design on a 1-inch disk in gold-colored metal (see fig 21–104).



Enlisted



Officer

**Figure 21–104. Insignia of branch, Transportation Corps**

---

(42) *Veterinary Corps (officers only)*. The branch insignia is a gold-colored metal caduceus, 1 inch in height, with a 3/8-inch monogram of the letter “V” in black enamel superimposed upon the caduceus (see fig 21–105).

---



**Figure 21–105. Insignia of branch, Veterinary Corps, officer**

---

*d. Branch insignia signified on the lapel of mess and evening mess uniforms.* The lapels of the male and female Army blue mess and evening mess jackets are made from rayon, acetate, or other synthetic fabric with a satin face in the following colors:


- (1) *General officers (except chaplains) and enlisted personnel.* Dark blue.
- (2) *All chaplains.* Black.
- (3) *All other officers.* The first-named color of their basic branch.

*e. Ornamentation and branch insignia for detailed officers.* Detailed officers will wear shoulder straps, shoulder boards, and other colors of ornamentation (lapel facing, sleeve braid, cape lining; and blue service cap hatband for other than general officers) on the service/dress and mess uniforms in the colors of their basic branch. Detailed officers will wear the branch insignia for the branch to which they are detailed.

## **21–11. Insignia for aides**

*a. Aides to the President of the United States.* The insignia is a blue shield bearing a circle of 13 white stars, supporting a gold eagle displayed with wings inverted and displayed above the shield, 1–1/4 inches in height (see fig 21–106).


---



**Figure 21–106. Insignia for aides to the President of the United States**

---

*b. Aides to the Vice President of the United States.* The insignia is a white shield bearing a circle of 13 blue stars, supporting a gold-colored eagle displayed with wings inverted above the shield, 1–1/4 inches in height (see fig 21–107).




**Figure 21–107. Insignia for aides to the Vice President of the United States**

---

*c. Aides to the Secretary of Defense.* The insignia is a blue shield, 3/4 inch in height, bearing three gold-colored crossed arrows between four white enameled stars (two stars above the arrows and two stars below the arrows), supporting a gold-colored eagle displayed with wings reversed above the shield, 1/2 inch in height (see fig 21–108).

---



**Figure 21–108. Insignia for aides to the Secretary of Defense**

---

*d. Aides to the Secretary of the Army.* The insignia is a red shield bearing the coat of arms of the United States in gold-colored metal between four white enameled stars (two stars above the coat of arms and two stars below the coats of arms), supporting a gold-colored eagle displayed with wings reversed above the shield, 1–1/4 inches in height (see fig 21–109).





**Figure 21–109. Insignia for aides to the Secretary of the Army**

---

*e. Aides to the Under Secretary of the Army.* The insignia is a white shield bearing the coat of arms of the United States in gold-colored metal between four red enameled stars (two stars above the coat of arms and two stars below the coat of arms), supporting a gold-colored eagle displayed with wings reversed above the shield, 1–1/4 inches in height (see fig 21–110).

---



**Figure 21–110. Insignia for aides to the Under Secretary of the Army**

---

*f. Aides to the Chairman of the Joint Chiefs of Staff.* The insignia is a shield, 3/4 inch in height, with the base divided diagonally from the upper left to the lower right. The upper part of the insignia is blue. The lower part is white. The shield bears a gold-colored eagle between two white five-pointed stars at the top and two blue five-pointed stars at the base. The shield supports a gold-colored eagle displayed with wings reversed above the shield, 1/2 inch in height (see fig 21–111).



**Figure 21–111. Insignia for aides to the Chairman of the Joint Chiefs of Staff**

---

*g. Aides to the Vice Chairman of the Joint Chiefs of Staff.* The insignia is a white shield, 3/4 inch in height, bearing a gold-colored eagle between two five-pointed stars at the top and two five-pointed stars at the base (blue star on white, and white star on blue). The shield supports a gold-colored eagle displayed with wings reversed above the shield, 1/2 inch in height (see fig 21–112).

---



**Figure 21–112. Insignia for aides to the Vice Chairman of the Joint Chiefs of Staff**

---

*h. Aides to the Chief of Staff of the Army.* The insignia is a shield, 3/4 inch in height, with the base divided diagonally from the lower left to the upper right. The upper part of the insignia is red. The lower part is white. The shield bears a silver five-pointed star surmounted by the coat of arms of the United States in gold-colored metal between two white five-pointed stars at the top and two red five-pointed stars at the base. The shield supports a gold-colored eagle displayed with wings reversed above the shield, 1/2 inch in height (see fig 21–113).



**Figure 21–113. Insignia for aides to the Chief of Staff of the Army**

---

*i. Aides to the Vice Chief of Staff of the Army.* The insignia is a shield, 3/4 inch in height, with the base divided saltirewise. The upper and lower parts of the shield are white and each side is red. The shield bears a silver five-pointed star surmounted by the coat of arms of the United States in gold-colored metal between two red five-pointed stars at the top and two red five-pointed stars at the base. The shield supports a gold-colored eagle displayed with wings reversed above the shield, 1/2 inch in height (see fig 21–114).


---



**Figure 21–114. Insignia for aides to the Vice Chief of Staff of the Army**

---

*j. Aides to a General of the Army.* The insignia is a blue shield, 3/4 inch in height, with five white stars arranged in a circle, inner points touching. The shield supports a gold-colored eagle displayed with wings reversed 1/2 inch in height (see fig 21–115).



**Figure 21–115. Insignia for aides to a general of the Army**

---

*k. Aides to the Chief of the National Guard Bureau.* The insignia is a shield, 3/4 inch in height, divided diagonally from upper left to lower right (the upper part is ultramarine blue; the lower part is dark blue) superimposed on an eagle displayed with wings inverted and two crossed fasces, all gold, between four white five-pointed stars, two stars above and two stars below. The shield supports a gold-colored eagle displayed with wings reversed above the shield, 1/2 inch in height (see fig 21–116).

---



**Figure 21–116. Insignia for aides to the Chief of the National Guard Bureau**

---

*l. Aides to the Vice Chief of the National Guard Bureau.* The insignia is a shield, 3/4 inch in height, with the base divided diagonally crossed from upper left to lower right and from upper right to lower left (the upper and lower sections are ultramarine blue; the right and left sections are dark blue) superimposed on an eagle displayed with wings inverted, two crossed fasces, all gold, between three white five-pointed stars, one above, one to the left, and one to the

right. The shield supports a gold-colored eagle displayed with wings reversed above the shield, 1/2 inch in height (see fig 21–117).

---




---

**Figure 21–117. Insignia for aides to the Vice Chief of the National Guard Bureau**

---

*m. Aides to general officers.* The insignia is a shield, 3/4 inch in height, with a blue chief and 13 vertical stripes (7 silver and 6 red). Above the chief is the applicable number of silver stars reflecting the grade of the general officer who the aide is serving. The shield supports a gold-colored eagle displayed with wings reversed above the shield, 1/2 inch in height (see figs 21–118 through 21–121).


---



---


**Figure 21–118. Insignia for aides to a general**

---



**Figure 21–119. Insignia for aides to a lieutenant general**

---



**Figure 21–120. Insignia for aides to a major general**

---




Figure 21–121. Insignia for aides to a brigadier general


---

## 21–12. Branch insignia—how worn, Army service uniform

*a. General.* As used in this paragraph, the word “collar” refers to that part of the coat or shirt around the neck that forms a neckband and turnover piece. Bold borders on figures 21–122 and 21–123 depict the collar area. The word “lapel” is used when referring to the fold of the front of the coat that is a continuation of the collar (usually separated by a notch in the collar).


*b. Nonsubdued branch insignia.*

(1) *Male officers.* On the ASU coat, male officers wear their branch insignia centered on both lapels approximately 1–1/4 inches below the U.S. insignia. The branch insignia is positioned so that the centerline of the insignia bisects the centerline of the U.S. insignia and is parallel to the inside edge of the lapel (see fig 21–122). Except for chaplains and chaplain candidates, male officers will not wear their branch insignia on the service uniform shirt. Male chaplains and chaplain candidates wear their branch insignia centered immediately over the left breast pocket (see fig 21–123). On the black pullover sweater, chaplains and chaplain candidates will wear their branch insignia centered above the nameplate in lieu of the DUI.



**Figure 21–122. Wearing insignia of branch on the Army service uniform, male officer**

---




**Figure 21–123. Wearing chaplain insignia on the service uniform shirt**

---

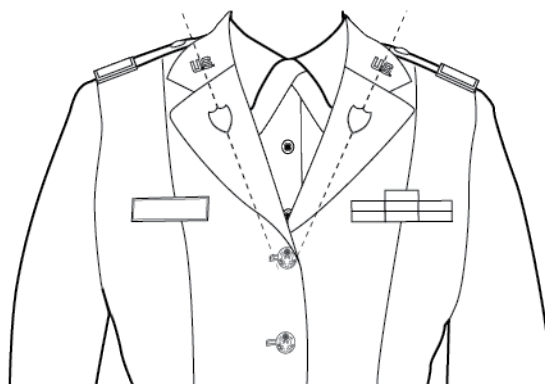
(2) *Male enlisted personnel.* On the ASU coat, enlisted male Soldiers wear their branch insignia centered on the left collar with the bottom of the disk approximately 1 inch above the notch, with the centerline of the branch insignia bisecting the notch and parallel to the inside edge of the lapel (see fig 21–124).





**Figure 21–124. Wearing insignia of branch on the Army service uniform, male enlisted personnel**

(3) *Female officers.* On the ASU coat, female officers wear their branch insignia centered on both lapels approximately 1–1/4 inches below the U.S. insignia. The branch insignia is positioned so that the centerline of the insignia bisects the centerline of the U.S. insignia and is parallel to the inside edge of the lapel (see fig 21–125). Except for chaplains and chaplain candidates, female officers will not wear branch insignia on the service uniform shirt. Female chaplains and chaplain candidates wear their branch insignia in a location similar to that described for male chaplains (see para 21–12b(1)). On the black pullover sweater, chaplains and chaplain candidates wear their branch insignia centered above the nameplate in lieu of the DUI.



**Figure 21–125. Wearing insignia of branch on the Army service uniform, female officer**

(4) *Female enlisted personnel.* On the ASU coat, enlisted female Soldiers wear their branch insignia centered on the left collar with the bottom of the disk approximately 5/8 inch up from center of the collar and lapel seam, with the centerline of the branch insignia bisecting the notch and parallel to the inside edge of the lapel (see fig 21–126).




Figure 21–126. Wearing insignia of branch on the Army service uniform, female enlisted personnel

---

### 21–13. Branch insignia—how worn, Army green service uniform

*a. General.* As used in this paragraph, the word “collar” refers to that part of the coat or shirt around the neck that forms a neckband and turnover piece. The word “lapel” is used when referring to the fold of the front of the coat that is a continuation of the collar (usually separated by a notch in the collar).

*b. Nonsubdued branch insignia.*

(1) *Officers.* On the AGSU coat, officers wear their branch insignia centered on both lapels approximately 1–1/4 inches below the U.S. insignia. The branch insignia is positioned so that the centerline of the insignia bisects the centerline of the U.S. insignia and is parallel to the inside edge of the lapel (see fig 21–127).

---





Figure 21–127. Wearing insignia of branch on the Army green service uniform, officer

---

(2) *Enlisted personnel.* On the AGSU coat, enlisted personnel wear their branch insignia centered on the left collar with the bottom of the disk approximately 1 inch above the notch, with the centerline of the branch insignia bisecting the notch and parallel to the inside edge of the lapel (see fig 21–128).




**Figure 21–128. Wearing insignia of branch on the Army green service uniform, enlisted personnel**

---

#### **21–14. Insignia for U.S. Military Academy staff**

The U.S. Military Academy (USMA) nonsubdued insignia is the USMA coat of arms, 1 inch in height. The coat of arms consists of the shield of the United States bearing a Greek sword surmounted by the helmet of Pallas. The shield supports an eagle displayed with scroll and USMA motto in gold-colored metal. Permanent professors, registrars, and civilian instructors of the USMA wear this insignia in the same manner as described in paragraphs 21–12 and 21–13 for all other branch insignia (see fig 21–129).

---

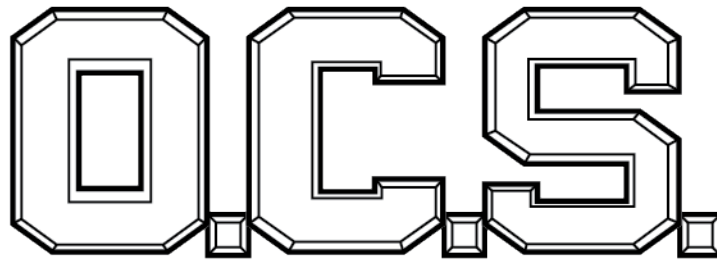


**Figure 21–129. U.S. Military Academy staff personnel insignia**

---

#### **21–15. Insignia for officer candidates**

*a. Description.* The nonsubdued OCS insignia consists of the block letters “O.C.S.” in gold-colored metal, 7/16 inch in height, with each letter followed by a period. The subdued insignia is the same design as nonsubdued OCS insignia, except it is black (see fig 21–130).




**Figure 21–130. Officer candidate insignia**

---

*b. How worn.* Officer candidates wear their insignia as follows:

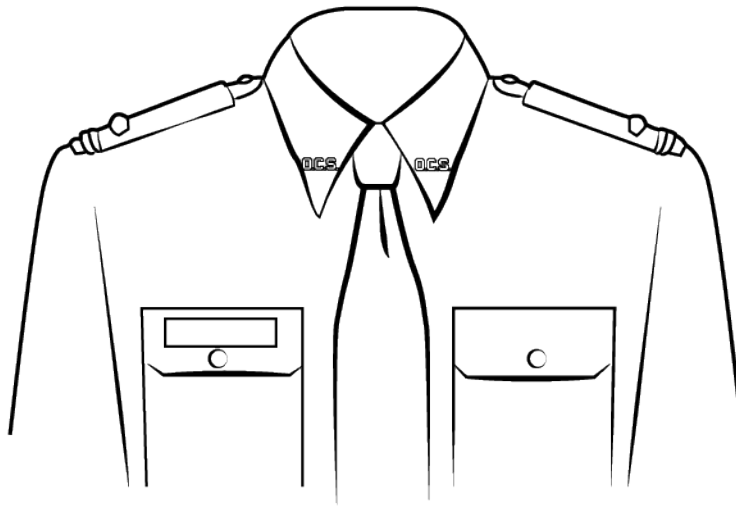
(1) Male candidates wear the insignia centered on both collars of the ASU and AGSU coats approximately 1 inch above the notch with the centerline of the insignia bisecting the notch and parallel to the inside edge of the lapel. Female candidates wear the insignia centered on both collars of the ASU and AGSU coats approximately 5/8 inch up from the collar and lapel seam with the centerline of the insignia bisecting the notch and parallel to the inside edge of the lapel. On the male and female service uniform shirt collars, the insignia is worn on both collars 1 inch above the point of the collar with the centerline of the insignia bisecting the point of the collar (see figs 21–131 and 21–132).

---



**Figure 21–131. Wearing officer candidate insignia on coat lapels**

---




**Figure 21–132. Wearing officer candidate insignia on shirt collars**

---

(2) Headgear insignia for service hats and caps are the same as described for enlisted personnel (see figs 21–3, 21–6, and 21–8).

(3) Senior candidates may wear the cloth O.C.S. design on the ascot (see fig 21–133).

---

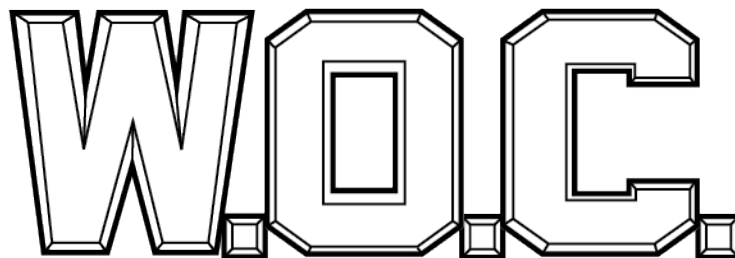


**Figure 21–133. Wearing officer candidate ascot**

---

## **21–16. Insignia for warrant officer candidates**

*a. Description.* The nonsubdued WOC insignia consists of the block letters “W.O.C.” in gold-colored metal, 7/16 inch in height, with each letter followed by a period. The subdued insignia is the same design as nonsubdued WOC insignia, except it is black (see fig 21–134).



**Figure 21–134. Warrant officer candidate insignia**

---

*b. How worn.* Warrant officer candidates wear their insignia as follows:

(1) On the ASU and AGSU coats, candidates wear the insignia on both collars in the same manner as described in paragraph 21–15*b*.

(2) Headgear insignia for service hats and caps are the same as described for enlisted personnel (see figs 21–3, 21–6, and 21–8).

(3) On the helmet liner, candidates wear the W.O.C. decal painted on the front of the liner in a prescribed color and size 2–1/2 inches from the bottom rim of the liner.

*c. When worn.* All Regular Army personnel wear the insignia beginning on date of entry into the resident warrant officer entry course. All Reserve Component personnel wear the insignia beginning on the date of the board selection to enter WOC status. Both Regular Army and Reserve Component WOC personnel will wear the insignia until appointed to the warrant officer category or eliminated from WOC status.

## **21–17. Shoulder sleeve insignia, current organization**

*a. Authorization.* See AR 670–1 for authorization to wear SSI.

*b. The U.S. Army logo.* The U.S. Army logo may be worn when authorized by the Chief of Staff of the Army, provided the shape, colors, and stylistic design of any such patch conform with the design of the logo as prescribed by the Assistant Secretary of the Army (Manpower and Reserve Affairs). When worn on a uniform, the logo will not be accompanied by the trademark symbol. The U.S. Army logo patch is not considered a distinctive insignia in the same manner as the SSI. The U.S. Army logo patch is authorized for wear by the following:

- (1) U.S. Army Accessions Command.
- (2) U.S. Army Accession Command Support Brigade.
- (3) U.S. Army Combat Readiness Center.
- (4) Officer and enlisted personnel assigned to Headquarters, Department of the Army (HQDA) (HQDA staff only).
- (5) Initial entry training and one station unit training Soldiers.

*c. How worn.*

(1) *Subdued.* All personnel will wear the subdued SSI centered on the hook-and-loop pad provided on the left sleeve of the utility uniforms. The SSI is worn centered both horizontally and vertically from the top of the pocket to the bottom of the pocket (see fig 21–135). If a brassard is worn, the SSI will be worn centered from the bottom of the brassard to the bottom of the pocket. Personnel will not wear the subdued SSI on the garrison culinary uniform. Soldiers will not sew the SSI on the combat uniform.

(2) *Nonsubdued.* Nonsubdued SSI of an individual's current organization will be worn centered on the left sleeve 1/2 inch below the top of the shoulder seam on the coats of the AGSU for all personnel (see fig 21–137) (see para 22–16*f* for wear with special skill or marksmanship tabs).

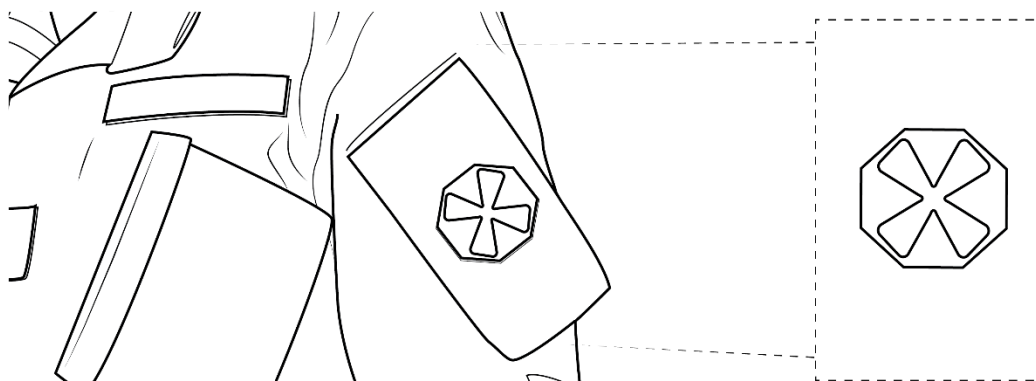


Figure 21-135. Wearing shoulder sleeve insignia, current organization

## 21-18. Shoulder sleeve insignia—military operations in hostile conditions

*a. Authorization.* Authorization to wear a SSI indicating military operations in hostile conditions applies only to Soldiers who are or were assigned to U.S. Army units that meet all of the criteria outlined in AR 670-1.

*b. How worn.* Soldiers who are authorized to wear more than one SSI-MOHC have the option of choosing which SSI-MOHC they will wear. Soldiers will not sew the SSI-MOHC on the combat uniform. Soldiers may also elect not to wear a SSI-MOHC.

(1) *Subdued.* Authorized personnel may wear the subdued SSI-MOHC centered on the hook-and-loop pad provided on the right sleeve of the utility uniform. The SSI-MOHC is worn centered both horizontally and vertically from the bottom of the full-color U.S. flag or tactical flag insignia to the bottom of the pocket. The SSI-MOHC is not authorized for wear on organizational uniforms, except as described in this paragraph (see fig 21-136).

(2) *Nonsubdued.* Authorized personnel may wear the nonsubdued SSI-MOHC on the right sleeve of the AGSU coat for all personnel. The insignia will be worn centered 1/2 inch below the top of the right shoulder seam (see fig 21-137).

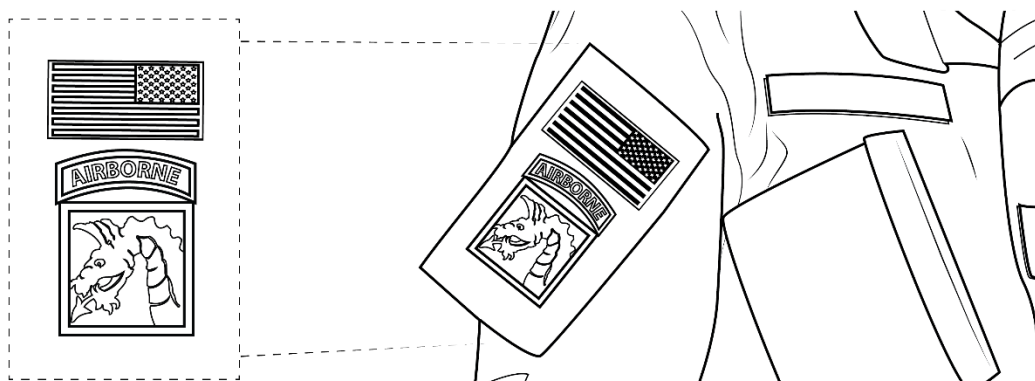


Figure 21-136. Wearing a shoulder sleeve insignia—military operations in hostile conditions with full-color U.S. flag or tactical flag embroidered insignia, right sleeve

---

## AGSU Sleeve Guidance

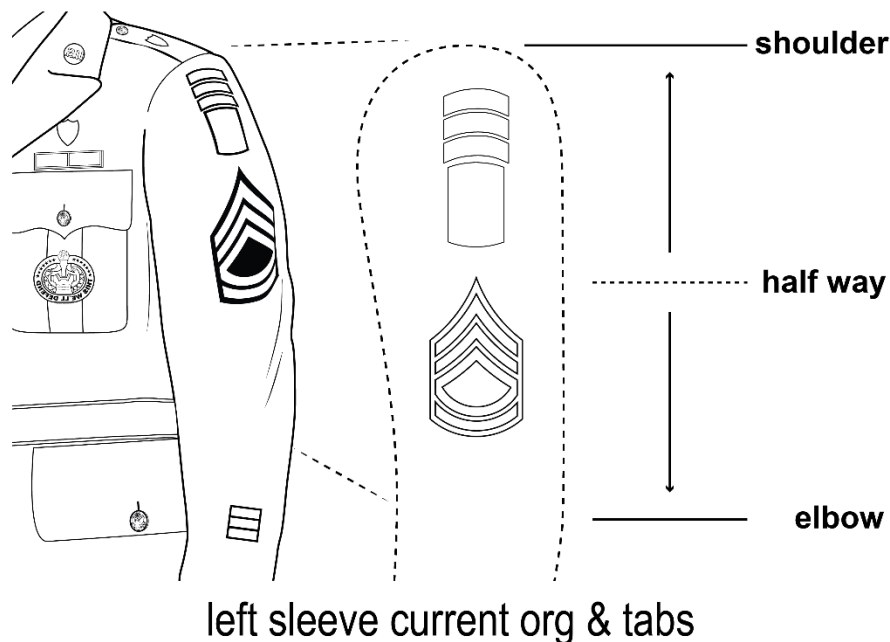
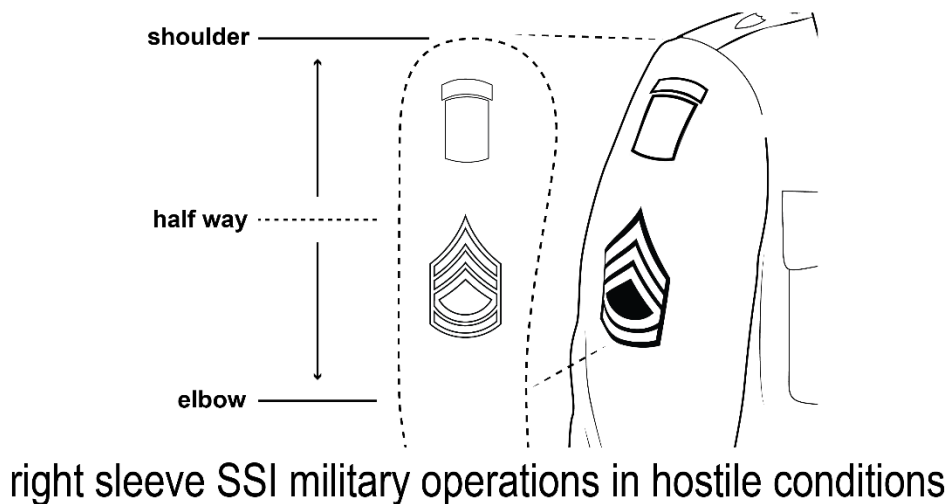


Figure 21–137. Wearing shoulder sleeve insignia on the Army green service uniform

---

### 21–19. Wear of U.S. flag embroidered insignia

*a. Description.* The colors of the full-color U.S. flag embroidered insignia are red, white, and blue. The insignia is approximately 2 inches by 3 inches. The tactical flag is subdued green and black.

*b. How worn.*

(1) The U.S. flag insignia (full-color or tactical) is worn on the right shoulder pocket flap of utility uniforms. The flag insignia is worn on the upper most portion of the hook-and-loop pad with the top of the insignia at the top of the pad. The tactical flag insignia is worn when directed by the commander under tactical field conditions. Soldiers will not sew the full-color U.S. flag or tactical flag on the uniform.



(2) All personnel will wear the subdued SSI centered on the hook-and-loop pad provided on the left sleeve of the utility uniforms. The full-color U.S. flag or tactical flag embroidered insignia is worn so that the star field faces forward or to the flag's own right. When worn in this manner, the flag is facing to the observer's right and gives the effect of the flag flying in the breeze as the wearer moves forward. The appropriate replica for the right shoulder sleeve is identified as the reverse side flag (see fig 21–136).

## **21–20. Branch colors**

- a. *Adjutant General's Corps*. Dark blue and scarlet (cable numbers 65012 and 65006).
- b. *Air Defense Artillery*. Scarlet (cable number 65006).
- c. *Armor*. Yellow (cable number 65002).
- d. *Army Medical Specialist Corps*. Maroon and white (cable numbers 65017 and 65005).
- e. *Army Nurse Corps*. Maroon and white (cable numbers 65017 and 65005).
- f. *Aviation*. Ultramarine blue and golden orange (cable numbers 65010 and 65003).
- g. *Branch immaterial*. Teal blue and white (cable numbers 65024 and 65005).
- h. *Cavalry*. Yellow (cable number 65002).
- i. *Chaplain Corps*. Black (cable number 65018).
- j. *Chemical Corps*. Cobalt blue and golden yellow (cable numbers 65011 and 65001).
- k. *Civil Affairs*. Purple and white (cable numbers 65009 and 65005).
- l. *Corps of Engineers*. Scarlet and white (cable numbers 65006 and 65005).
- m. *Cyber*. Steel gray and black (cable numbers 67199 and 67138).
- n. *Dental Corps*. Maroon and white (cable numbers 65017 and 65005).
- o. *Electronic Warfare*. Golden yellow and black (cable numbers 65001 and 65018).
- p. *Field Artillery*. Scarlet (cable number 65006).
- q. *Finance Corps*. Silver gray and golden yellow (cable numbers 65008 and 65001).
- r. *General staff*. No color assigned.
- s. *Infantry*. Light blue (cable number 65014).
- t. *Judge Advocate General's Corps*. Dark blue and white (cable numbers 65012 and 65005).
- u. *Logistics*. Soldier red (cable number 80095).
- v. *Medical Corps*. Maroon and white (cable numbers 65017 and 65005).
- w. *Medical Service Corps*. Maroon and white (cable numbers 65017 and 65005).
- x. *Military Intelligence*. Oriental blue and silver gray (cable numbers 65027 and 65008).
- y. *Military Police Corps*. Green and yellow (cable numbers 65007 and 65002).
- z. *National Guard Bureau*. Dark blue (cable number 65012).
- aa. *Ordnance Corps*. Crimson and yellow (cable numbers 65013 and 65002).
- bb. *Psychological Operations*. Bottle green and silver gray (cable numbers 67191 and 67137).
- cc. *Quartermaster Corps*. Buff (cable number 65015).
- dd. *Signal Corps*. Orange and white (cable numbers 65004 and 65005).
- ee. *Special Forces*. Jungle green (cable number 65025).
- ff. *Staff specialist, U.S. Army Reserve*. Green (cable number 65007).
- gg. *The Inspector General*. Dark blue and light blue (cable numbers 65012 and 65014).
- hh. *The Sergeant Major of the Army*. No color assigned.
- ii. *Transportation Corps*. Brick red and golden yellow (cable numbers 650 and 65001).
- jj. *Veterinary Corps*. Maroon and white (cable numbers 65017 and 65005).

## **21–21. Branch scarves**

Personnel may wear branch scarves as authorized by AR 670–1. When prescribed for wear, branch scarves are provided without cost to all personnel. These scarves are a bib-type design for wear by personnel in the following colors:

- a. Black: Chaplain Corps.
- b. Bottle green: Psychological Operations.
- c. Brick red: Transportation Corps.
- d. Buff: supply, quartermaster, supply and service, supply and transportation, and support.
- e. Camouflage: as determined by local commander.
- f. Cobalt blue: Chemical Corps.
- g. Crimson: Ordnance and maintenance.
- h. Dark blue: National Guard Bureau, Judge Advocate General's Corps, The Inspector General, and Adjutant General's Corps.

- i. Green: MP and staff specialist.
- j. Infantry blue: Infantry.
- k. Jungle green: Special Forces.
- l. Maroon: Army Medical Specialist Corps, Army Nurse Corps, Dental Corps, Medical Corps, Medical Service Corps, and Veterinary Corps.
- m. Orange: Signal Corps.
- n. Oriental blue: Military Intelligence.
- o. Purple: Civil Affairs.
- p. Scarlet: artillery, engineers and permanent professors, registrar, and civilian instructors of the USMA.
- q. Silver gray: Finance Corps.
- r. Steel gray: Cyber.
- s. Teal blue: branch immaterial.
- t. Ultramarine blue: Aviation.
- u. Yellow: Armor and Cavalry.

## 21–22. Distinctive unit insignia

a. *Authorization.* DUI of a design approved by The Institute on Heraldry are authorized and prescribed for wear on the service uniform of personnel in the echelons outlined in AR 670–1. The design of the DUI is metal or metal and enamel only.

b. *Authorized wearers.* When a DUI is authorized, all personnel assigned to the organization wear the insignia, except general officers, the SEAC, and the SMA. General officers wear their RDI on the pullover sweater. The SEAC wears the SEAC collar insignia in lieu of the DUI. The SMA and the Army enlisted staff members assigned to the office of the SMA wear the SMA collar insignia in lieu of the DUI.

c. *How worn.*

(1) Soldiers (except general officers) wear the DUI on the service uniform coat centered on the shoulder loops an equal distance from the outside shoulder seam to the outside edge of the button with the base of the insignia toward the outside shoulder seam when grade insignia is not worn on the should loops. If grade insignia is worn on the shoulder loops, the equal distance is measured from the inside edge of the grade insignia to the outside edge of the button. Soldiers are not authorized to wear the DUI on the dress variation (see fig 21–138).




Figure 21–138. Wearing distinctive unit insignia on shoulder loops

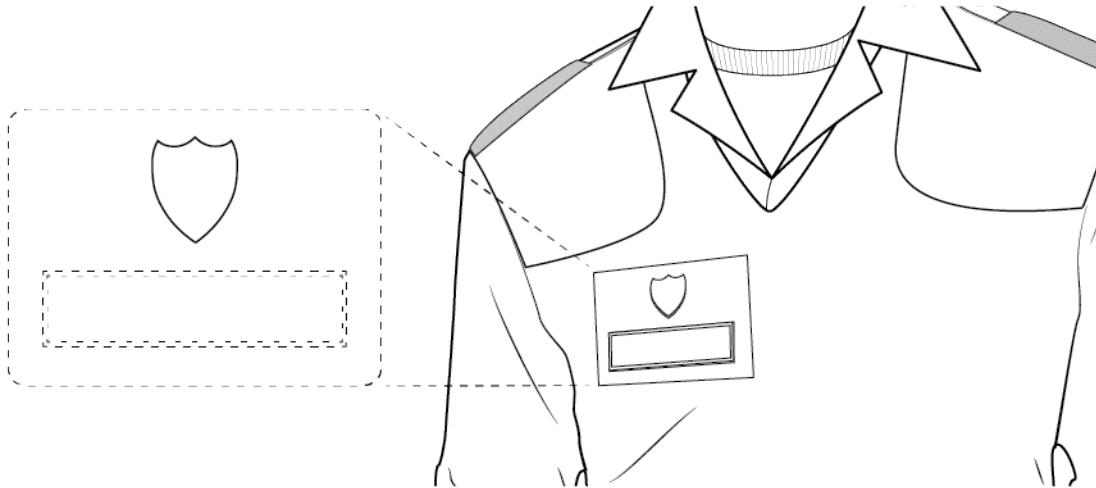
(2) On the beret, enlisted personnel wear the DUI centered on the organizational flash. Soldiers assigned to units not authorized a DUI wear the RDI on the beret in the same manner as the DUI. The SMA and enlisted staff members assigned to the Office of the SMA wear the SMA collar insignia in lieu of the assigned DUI. The SEAC wears the SEAC collar insignia in lieu of the DUI.

(3) Soldiers (except chaplains, general officers, the SEAC, and the SMA) wear the DUI centered above the nameplate on the pullover sweater with the top edge of the insignia 1/4 inch below the top edge of the patch on the sweater. Soldiers assigned to units not authorized the DUI wear the RDI on the pullover sweater in the same manner as the DUI (see fig 21–139). Soldiers currently on recruiting duty wear the recruiting badge in lieu of the DUI or RDI on the pullover sweater. Chaplains wear their branch insignia. General officers wear the RDI. The SEAC wears SEAC insignia. The SMA and enlisted staff members assigned to the Office of the SMA wear the SMA insignia. All Soldiers may adjust the placement of the DUI or RDI up or down on the patch to allow for large DUI or RDI or to adjust to body configuration.

(4) Soldiers (except chaplains, general officers, the SEAC, and the SMA) wear the DUI centered on the patch of the heritage green 564 pullover sweater. Soldiers assigned to units not authorized the DUI wear the RDI on the heritage green 564 pullover sweater in the same manner as the DUI (see fig 21–140). Soldiers currently on recruiting duty wear the recruiting badge in lieu of the DUI or RDI on the heritage green 564 pullover sweater. Chaplains wear their

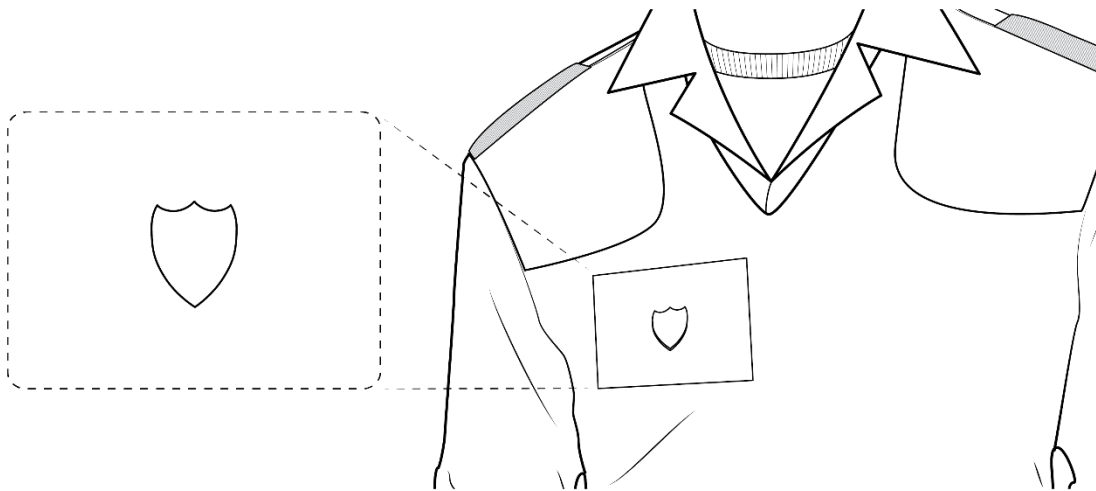
branch insignia. General officers wear the RDI. The SEAC wears SEAC insignia. The SMA and enlisted staff members assigned to the Office of the SMA wear the SMA insignia. All Soldiers may adjust the placement of the DUI or RDI up or down on the patch to allow for large DUI or RDI or to adjust to body configuration.

---



**Figure 21–139. Wearing distinctive unit insignia or regimental distinctive insignia on black pullover**

---



**Figure 21–140. Wearing distinctive unit insignia or regimental distinctive insignia on heritage green 564 pullover**

---

## **21–23. Regimental distinctive insignia**

*a. Authorization.* Soldiers wear RDI when affiliated with a regiment or whole-branch regiment (based on a Soldier's branch, corps, or special branch as determined by PMOS or specialty).

*b. How worn.*

(1) *Male Soldiers.*

(a) On the ASU coat and shirt (not authorized on the AGSU shirt), male Soldiers wear the RDI centered 1/8 inch above the top of the pocket flap or 1/4 inch above any unit awards or foreign badges that are worn (see fig 21–141). When the coat lapel obscures the RDI, Soldiers may wear the RDI aligned to the right edge of the unit awards or the nameplate. Wearing the RDI on the ASU shirt is optional.



Figure 21–141. Wearing regimental distinctive insignia on Army green service uniforms and Army service uniforms

(b) On the blue and white mess uniforms, male Soldiers wear the RDI centered on the right lapel. On the blue mess uniform, the RDI is worn centered on the satin facing 1/2 inch below the notch in the lapel. On the white mess uniform, the RDI is worn centered on the lapel 1/2 inch below the notch. The RDI is worn so that the vertical axis of the insignia is perpendicular to the ground (see fig 21–142).

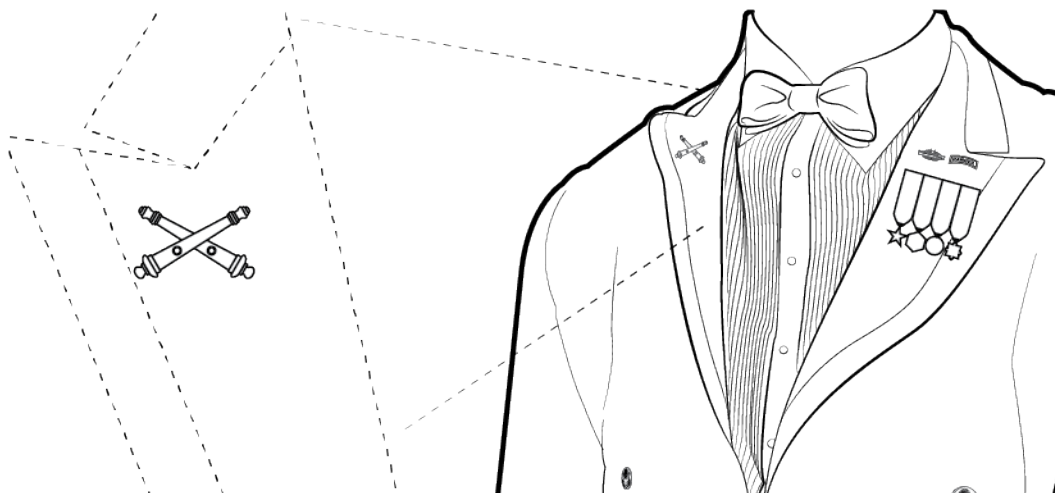


Figure 21–142. Wearing regimental distinctive insignia on Army blue and white mess uniforms, male

(2) *Female Soldiers.*

(a) On the ASU and AGSU, the ASU shirts (not authorized on the AGSU shirt), and maternity tunic, female Soldiers wear the RDI centered 1/2 inch above the nameplate or 1/4 inch above any unit awards or foreign badges that are worn. When the coat lapel obscures the RDI, Soldiers may wear the RDI aligned to the right edge of the unit awards or the nameplate. Wearing the RDI on the ASU shirt is optional.

(b) On the blue mess uniform and the new version of the white mess uniform, female Soldiers wear the RDI centered on the right lapel with the top of the RDI aligned with the top row of miniature medals. On the white mess uniform, female Soldiers wear the RDI on the right side of the jacket (not on the lapels), centered between the lapel and shoulder seam with the top of the RDI aligned with the top row of miniature medals. The RDI is worn so that the vertical axis of the insignia is perpendicular to the ground.

(3) *Army green service uniform.* On the AGSU coat, Soldiers wear the RDI centered 1/8 inch above the top of the pocket flap or 1/4 inch above any unit awards or foreign badges that are worn (see fig 21–141). When the coat lapel obscures the RDI, Soldiers may wear the RDI aligned to the right edge of the unit awards. Wearing the RDI on the AGSU shirt is not authorized.

(4) *Regimental distinctive insignia and distinctive unit insignia.* The RDI and DUI will be the same for Soldiers who are assigned to and affiliated with the same unit. Soldiers who are assigned to a unit or agency not authorized a DUI will wear the RDI on the beret and the pullover sweater in lieu of a DUI.

## **21–24. Insignia representing regimental affiliation**

a. *Authorization.* AR 670–1 authorizes insignia used to represent regimental affiliation to consist of either the RDI or DUI. A Soldier’s regimental affiliation using an RDI is based on a Soldier’s branch, corps, or special branch as determined by PMOS or specialty. A Soldier’s regimental affiliation using a DUI is based on a unit in which the Soldier is serving or previously successfully served. Soldiers may wear the RDI for their affiliated regiment or may wear the DUI for a unit in which they are serving or have previously successfully served based off their assignment history as indicated in their personnel record.

b. *How worn.* The RDI or DUI, when worn as insignia to represent regimental affiliation, are worn as outlined in paragraph 21–22. Soldiers (except chaplains, general officers, a CSM assigned as the SEAC, the SMA’s enlisted staff members) wear the DUI centered above the nameplate on the pullover sweater, with the top edge of the insignia 1/4 inch below the top edge of the patch on the sweater. Soldiers assigned to units not authorized the DUI wear the RDI on the pullover sweater in the same manner as the DUI (see figs 21–139 and 21–140). Chaplains wear their branch insignia, general officers wear the RDI, a CSM assigned as the SEAC wears the SEAC insignia, the SMA and enlisted staff members assigned to the office of the SMA wear the SMA insignia in the same manner. All Soldiers may adjust the placement of the DUI or RDI up or down on the patch to allow for large DUI or RDI or to adjust to body configuration.

## **21–25. Insignia, distinguishing, U.S. Army tape, nametape, and nameplate**

a. *Insignia, distinguishing, U.S. Army tape.*

(1) *Description.* For the combat utility uniforms and ECWCS, the insignia is a 5-inch hook-and-loop pad with the inscription “U.S. Army” in black block letters sewn on a camouflage pattern tape to match the uniform. The letters are 3/4 inch high and 1/2 inch wide.

(2) *How worn.* The “U.S. Army” tape is worn on the wear’s left breast pocket of the combat uniform immediately above the top of the slanted chest pocket flap and parallel to the ground (see fig 21–143). The background of the U.S. Army insignia is a camouflage pattern that matches the uniform. When personnel sew on badges, the following must also be sewn on the utility uniform coat: nametape, U.S. Army tape, and grade insignia. This requirement does not apply to the patrol cap. If a Soldier sews on a U.S. Army tape, nametape, or grade insignia, then all three items must be sewn on.

*Note.* Personnel will not wear the U.S. Army insignia tape on the garrison culinary uniform. Personnel are not authorized to have the words “U.S. Army” embroidered directly on the uniform.



**Figure 21–143. Wearing nametape and U.S. Army distinguishing nametape**

---

*b. Insignia, nametape.*

(1) *Description.* For the combat utility uniforms and applicable ECWCS jackets, the insignia is a 5-inch hook-and-loop pad with the individual's last name in black block letters sewn on a camouflage pattern tape to match the uniform. The letters are 3/4 inch high and 1/2 inch wide. No punctuation, symbols, or special characters are authorized on the nametape. Last names consisting of 11 letters or more are constructed using Franklin gothic extra-condensed print (48 point) 1/2 inch high.

(2) *How worn.*

(a) *Combat uniform.* The nametape is worn on the wearer's right breast pocket of the combat uniform immediately above the top of the slanted chest pocket flap and parallel to the ground (see fig 21–143). The background of the nametape insignia is a camouflage pattern that matches the uniform. When personnel sew on badges, the following must also be sewn on the utility uniform coat: nametape, U.S. Army tape, and grade insignia. This requirement does not apply to the patrol cap. If a Soldier sews on a U.S. Army tape, nametape, or grade insignia, then all three items must be sewn on.

(b) *Extended Cold Weather Clothing System jacket.* For ECWCS jackets with hook-and-loop pads, personnel wear hook-and-loop nametape and U.S. Army tape insignia on the applicable cold weather garments. For ECWCS jackets without hook-and-loop pads, personnel will wear the nametape on the left sleeve pocket flap. The nametape is a strip of camouflage pattern cloth, 1/2 inch wide and either 3–1/2 inches long or 5–1/4 inches long, depending on the size of the pocket flap, with the individual's last name in 1/4 inch wide black block lettering. The nametape can accommodate up to 14 characters. No other size nametape is authorized to be worn on the parka. The nametape will be centered left to right on the bottom of the pocket flap 1/4 inch above the bottom of the flap. Personnel are not authorized to wear the nametape in any other location other than the pocket flap and they are not authorized to embroider the name directly onto the pocket flap.

*Note.* See paragraph 21–3f for wearing nametapes on helmet bands.

(3) *How to obtain.* Initial and replacement nametapes are provided at no cost to enlisted members and are procured from appropriated funds. If facilities are not available at installations for inscribing and attaching nametapes, contracting for such services with local vendors is authorized.

c. *Insignia, nameplate (not authorized on the Army green service uniform or its components).*

(1) *Description.*

(a) The nameplate is a black, laminated plastic plate, 1 inch by 3 inches, 1/16 inch thick, with a white border not to exceed 1/32 inch wide. Lettering is block type, indented white lettering, 3/8 inch in height, and centered on the plate. Only last names are used on the nameplates. No punctuation symbols or special characters are authorized. Gloss or nongloss finish is authorized on the nameplate.

(b) Modifications to the nameplate to add other insignia or information are prohibited unless authorized by HQDA. Personnel will not wear nameplates with unauthorized additions or translations outside of the area for which they are authorized.

(2) *How worn.*

(a) *Male personnel.* On the ASU shirt and on the ASU coat, the nameplate is worn centered left to right on the flap of the right breast pocket and centered between the top of the button and the top of the pocket (see figures in chap 11). On the garrison culinary smock, the nameplate is worn centered horizontally on the wearer's right side to the right of the first and second buttons with the bottom of the nameplate parallel to the top of the left breast pocket. On the black pullover sweater, the nameplate is worn centered on the black patch of the sweater, except when wearing the DUI or RDI. When wearing a DUI or RDI, the nameplate is placed 1/4 inch above the bottom of the black patch with the top of the DUI or RDI placed 1/4 inch below the top edge of the patch and centered left to right. Personnel may adjust the placement of the nameplate and DUI or RDI up or down on the patch to allow for large DUI or RDI or to adjust to body configuration.

(b) *Female personnel.* On the ASU, the nameplate is worn 1 to 2 inches above the top button of the coat and centered horizontally on the wearer's right side (see fig 21–144). On the ASU shirt and maternity tunic, the nameplate is worn in a comparable position. On the garrison culinary smock, the nameplate is worn centered horizontally on the wearer's right side to the right of the first and second buttons with the bottom of the nameplate parallel to the top of the left breast pocket. On the old-style Army blue uniform, the nameplate is worn centered horizontally on the wearer's right side, slightly above the top edge of the top button. On the black pullover sweater, the nameplate is worn centered on the black patch of the sweater, except when wearing the DUI or RDI. When wearing a DUI or RDI, the nameplate is placed 1/4 inch above the bottom of the black patch with the top of the DUI or RDI placed 1/4 inch below the top edge of the patch and centered left to right. Personnel may adjust the placement of the nameplate and DUI or RDI up or down on the patch to allow for large DUI or RDI or to adjust to body configuration.

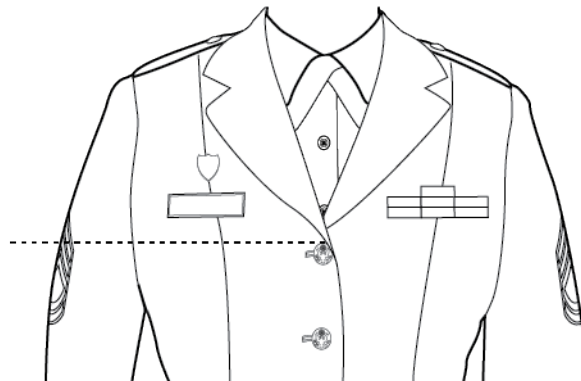


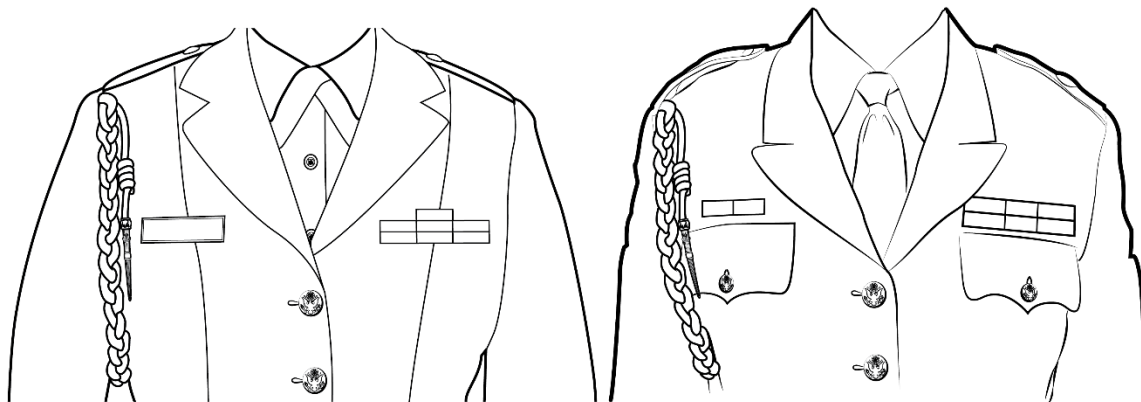
Figure 21–144. Wearing the nameplate on Army service uniform and dress variation, female

## 21–26. Aiguillette, service

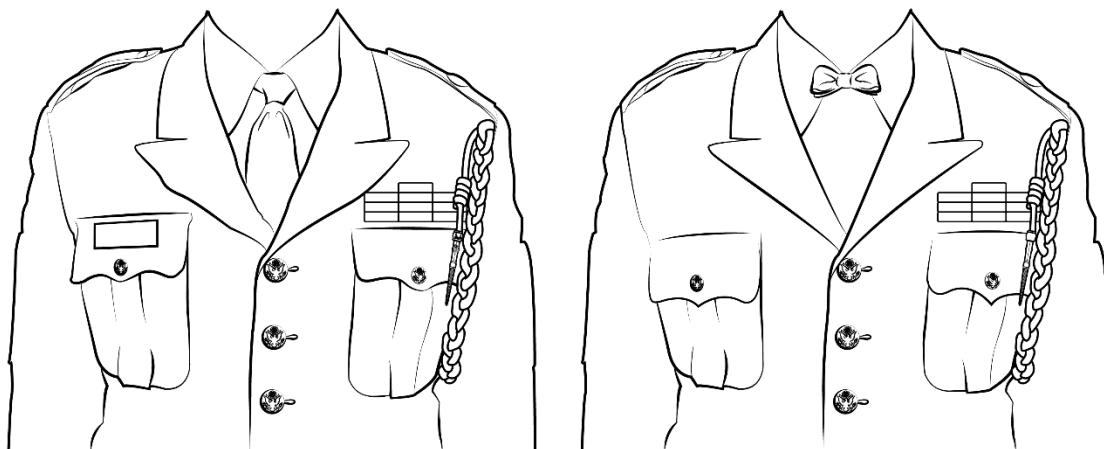
a. *Description.* The service aiguillette is a one-piece braided gold, gold-colored nylon, or synthetic metallic gold-colored cord, 3/16 inch in diameter and 30–1/2 inches long with each end equipped with a hook and one end equipped with an eye. The front part of the aiguillette is 8–1/2 inches long and consists of 1–1/2 inches of cord equipped with a hook, a 1–3/4-inch long knot, a 2-inch long cord, and a 3-inch ferrule.

*b. How worn.* The military aide to the President, White House social aides while on duty with the First Family, and officers designated as aides to foreign heads of state wear the service aiguillette on the right side of the uniform. All other aides wear aiguillettes on the left side. The cord is placed under the arm with the hook engaging the eyes on each side of the appropriate shoulder loop. The end equipped with the eye is worn to the front. The hook of the front part of the aiguillette is engaged in the eye of the cord (see fig 21–145).

---



Female



Male

**Figure 21–145. Wearing service aiguillettes**

---

*c. Authorized wearers.* Army attachés, assistant Army attachés, and aides wear the service aiguillette on the ASU and AGSU when they are worn for informal occasions. Male Soldiers will wear the four-in-hand necktie with the uniform when wearing the service aiguillette. When personnel wear the all-weather coat, they may wear the service aiguillette on the outside of the garment. The aiguillette is worn only when personnel are performing duties as aides.




## **21–27. Aiguillette, dress**

### *a. Description.*


(1) The front of the dress aiguillette is the same as the service aiguillette, except the front part is replaced by a piece that is 25 inches long with 15 inches of braiding, with 2 inches from the braiding to the button loop and knot. The knot is 1–3/4 inches long, the cord is 3–1/4 inches, and the ferrule is 3 inches. The braided end is equipped with a hook.

(2) The back of the dress aiguillette consists of a braided gold cord or gold-colored nylon cord, 3/16 inch in diameter and 30–1/2 inches long, with an additional part 34 inches long that consists of 24 inches of braiding with 2 inches from the braiding to the button loop and knot. The knot is 1–3/4 inches long, the cord is 3–1/4 inches, and the ferrule is 3 inches and is fastened to a triangular piece of brass with a hook on the inside. This hook is attached to a small strip of brass that slips under the shoulder loop, shoulder strap, or shoulder knot. The brass strip for the shoulder strap is curved to conform to the contour of the shoulder and is 5/8 inch wide and 3–7/8 inches long with a rectangular opening at each end 3/8 inches long. The brass strip for shoulder knots is 5/8 inch wide and 3–3/8 inches long with an extra piece fastened to form a standing loop 1 inch long that permits the flexible backing of the shoulder knot to pass through. The brass strip for the shoulder loop of the Army white mess uniform coat is the same as that used for the shoulder knot without the standing loop.

*b. How worn.* The military aide to the President, White House social aides while on duty with the First Family, and officers designated as aides to foreign heads of state wear the aiguillette on the right side of the uniform. All other authorized personnel wear aiguillettes on the left side. Aiguillettes are secured to the coat before the opening of the brass strip and the front part is hooked into the eye of the service aiguillette. The 34-inch part is passed under the arm, and the button loop of the 25-inch part is inserted through the button loop of the 34-inch part, past the button loop of the 25-inch part notch in the lapel, and attached to the button under the collar. The button under the collar is attached to the body of the coat so that the knot of the 25-inch part will easily clear the notch in the lapel. The loops of both cords cross on the outside of the arm with the front loop on top. Either gold cord or gold-colored nylon cord may be worn, depending upon the importance of the occasion and the individual's preference (see fig 21–146).



Female



Male

Figure 21–146. Wearing dress aiguillettes

*c. Authorized wearers.* The dress aiguillette is worn only when personnel are performing duties as aides. Army attachés, assistant Army attachés, and aides wear the dress aiguillette with the Army blue and white mess uniforms when prescribed. Personnel may wear the dress aiguillette with the ASU or AGSU only at formal occasions (when the bow tie is worn).

*d. How to obtain.* Aiguillettes are procured locally as expendable property by the organization to which the individual is assigned for supply purposes. A gold cord, gold-colored nylon cord, or synthetic metallic gold-colored cord is authorized for purchase.

## 21–28. Service stripes

*a. Male (large).*

(1) A golden-lite, rayon-embroidered diagonal stripe, 3/16 inch wide and 1–5/16 inches long, on a blue background that forms a 3/32-inch border around the stripe. The large service stripes are authorized on the ASU. Soldiers must wear the large service stripes when wearing the large rank insignia.

(2) A heritage tan 566, rayon-embroidered diagonal stripe, 3/16 inch wide and 1–5/16 inch long, on a heritage green 564 background that forms a 3/32-inch border around the stripe. The large service stripes are authorized on the AGSU. Soldiers must wear the large service stripes when wearing the large rank insignia.

(3) A gold-colored rayon or a golden-lite rayon or nylon braid 1/2 inch wide and of variable length. The large service stripe braid is authorized for wear by all enlisted Soldiers on the Army blue and white mess and evening mess uniforms. Soldiers must wear the large service stripes when wearing large rank insignia.

*b. Female (small).*

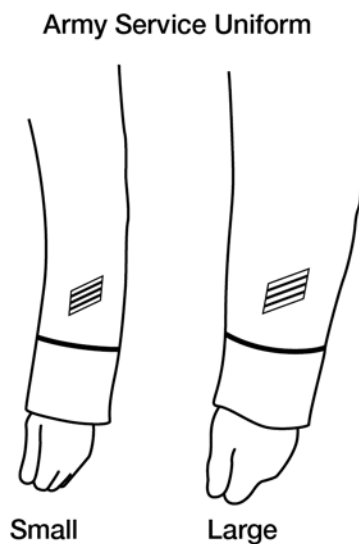
(1) A golden-lite rayon-embroidered diagonal stripe, 5/32 inch wide and 1–1/4 inches long, on a blue background that forms a 5/64-inch border around the stripe. The small service stripes are authorized on the ASU. Soldiers must wear the small service stripes when wearing the small rank insignia.

(2) A heritage tan 566, rayon-embroidered diagonal stripe, 5/32 inch wide and 1–1/4 inch long on a heritage green 564 background that forms a 5/64-inch border around the stripe. The small service stripes are authorized on the AGSU. Soldiers must wear the small service stripes when wearing the small rank insignia.

(3) A gold-colored rayon or golden-lite rayon or nylon braid 1/4 inch wide and of variable length. The small service stripe braid is authorized for wear by all enlisted Soldiers on the Army blue and white mess and evening mess uniforms. Soldiers must wear the small service stripes when wearing small rank insignia.

*c. How worn.*

(1) Service stripes in paragraphs 21–28a(1) and 21–28b(1) are worn on the ASU coat. The service stripes are worn centered on the outside bottom half of the left sleeve. The first stripe is sewn on at an angle of 45 degrees with the lower end toward the inside seam of the sleeve, 4 inches from the bottom of the sleeve. Each additional stripe is spaced 1/16 inch above and parallel to the first stripe (see fig 21–147).



**Figure 21–147. Wearing service stripes on the Army service uniform coat, enlisted personnel**

(2) Service stripes in paragraphs 21–28a(2) and 21–28b(2) are worn on the AGSU. The service stripes are worn centered from seam to seam on the outside bottom half of both sleeves. The first stripe is sewn on at an angle of 30 degrees with the lower end inserted in the front inside seam. The upper end of the stripe is inserted in the back seam of the sleeve. Each additional stripe is spaced 1/8 inch above and parallel to the first stripe (see fig 21–148).

---

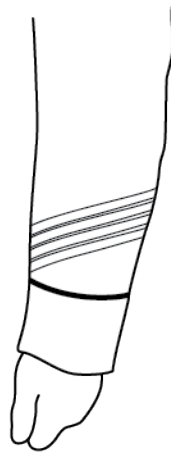
Army Service Uniform



**Figure 21–148. Wearing service stripes on the Army green service uniform, enlisted personnel**

---

(3) Service stripes in paragraphs 21–28a(3) and 21–28b(3) are worn on the Army blue and white mess uniforms. The service stripes are worn centered from seam to seam on the outside bottom half of both sleeves. The first stripe is sewn on at an angle of 30 degrees with the lower end inserted in the front inside seam, 1/4 inch above the cuff braid of the Army blue mess uniform and 3 inches above the bottom of the sleeve on the Army white mess uniform. The upper end of the stripe is inserted in the back seam of the sleeve. Each additional stripe is spaced 1/8 inch above and parallel to the first stripe (see fig 21–149).



**Figure 21–149. Wearing service stripes on Army mess, enlisted personnel**

---

*d. Authorized wearers.* See AR 670–1 for authorization to wear service stripes.

#### **21–29. Overseas service bars**

*a. Male (large).* A golden-lite rayon-embroidered bar,  $\frac{3}{16}$  inches wide and  $1\text{--}\frac{5}{16}$  inches long, on a blue background that forms a  $\frac{3}{32}$ -inch border around the bar. Male Soldiers are authorized to wear the large overseas service bar. Enlisted Soldiers must wear large overseas service bars when wearing large rank and service stripe insignia.

*b. Female (small).* A golden-lite rayon-embroidered bar,  $\frac{5}{32}$  inch wide and  $\frac{13}{32}$  inch long, on a blue background that forms a  $\frac{5}{64}$ -inch border around the bar. All personnel are authorized to wear the small overseas service bar. Enlisted Soldiers must wear small overseas service bars when wearing small rank and service stripe insignia.

*c. Army green service uniform.* A heritage tan 566, rayon-embroidered diagonal bar on a heritage green 564 background of the same dimensions as listed in paragraphs 21–29*a* and 21–29*b* and as outlined in paragraph 21–29*d*.

*d. How worn.* The overseas service bars are worn on the ASU and AGSU coats. The overseas service bars are worn centered on the outside bottom half of the right sleeve. The first bar is sewn parallel to the bottom of the sleeve with the lower edge of the overseas service bar  $\frac{1}{4}$  inch above the sleeve braid of the coat for officer personnel and 4 inches above the bottom of the sleeve for enlisted personnel. Each additional bar is spaced  $\frac{1}{16}$  inch above and parallel to the first bar (see figs 21–150 and 21–151).

*e. Authorized wearers.* See AR 670–1 for authorization to wear overseas service bars.

---

### Army Service Uniform

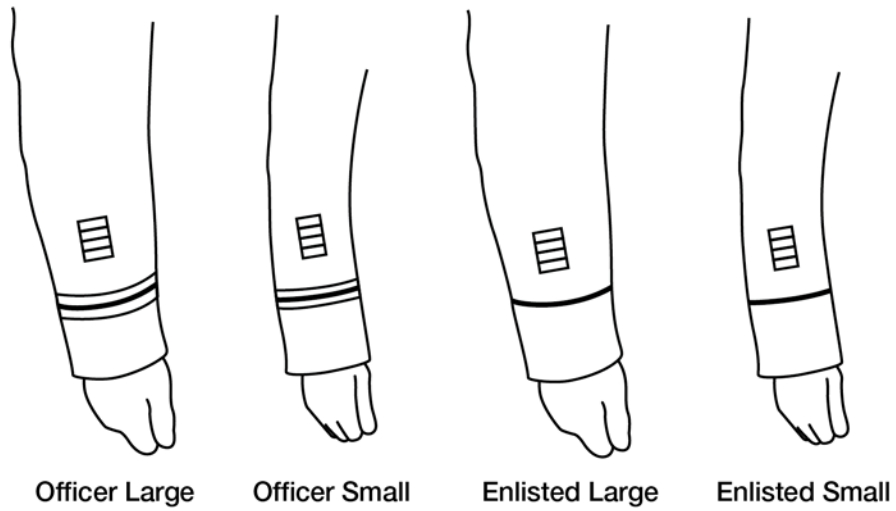
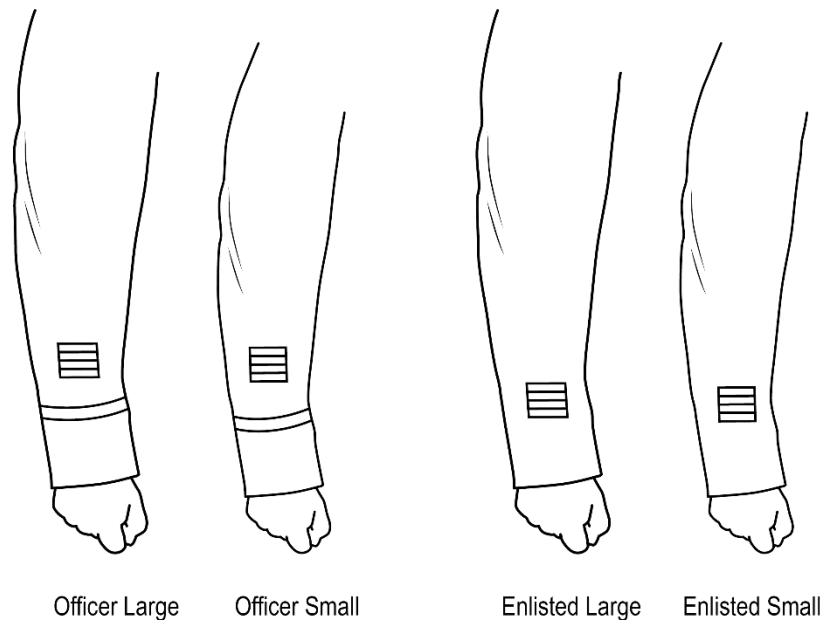


Figure 21-150. Wearing overseas service bars on the Army service uniform

---

---

### Army Green Service Uniform



**Figure 21–151. Wearing overseas service bars on the Army green service uniform**

---

### 21–30. Brassards

*a. Authorization.* Brassards are worn as ID to designate personnel who are required to perform a special task or to interact with the public. Brassards are authorized for wear only while actively engaged in the duty associated with the brassard and ID of personnel is required, such as field operations and event response. Brassards are not intended for wear while performing daily or routine job-related activities. The brassard is not worn while conducting staff activities, routine maintenance and preparations, or while in an on-call or stand-by status.

*b. Description.*

(1) *Nonsubdued.* Nonsubdued brassards are made of cloth 17 to 20 inches long and 4 inches wide of colors specified in paragraph 21–30c. When more than one color is specified for the cloth brassard, the colors are of equal width and run lengthwise on the brassard. Cloth brassards are worn on the left sleeve of the outer garment with the bottom edge of the brassard approximately 2 inches above the elbow (see fig 21–152).

(2) *Subdued.* Subdued brassards are a rectangular-shaped embroidered device with a dimension of 1–13/16 inches in height and 3–1/4 inches wide, all within a 1/8-inch border. The subdued brassard is a hook-and-loop insignia and is worn attached to the left sleeve of the combat uniform coat shoulder pocket. The brassard is worn on the upper most portion of the hook-and-loop pad with the top of the insignia at the top of the pad (see fig 21–152).

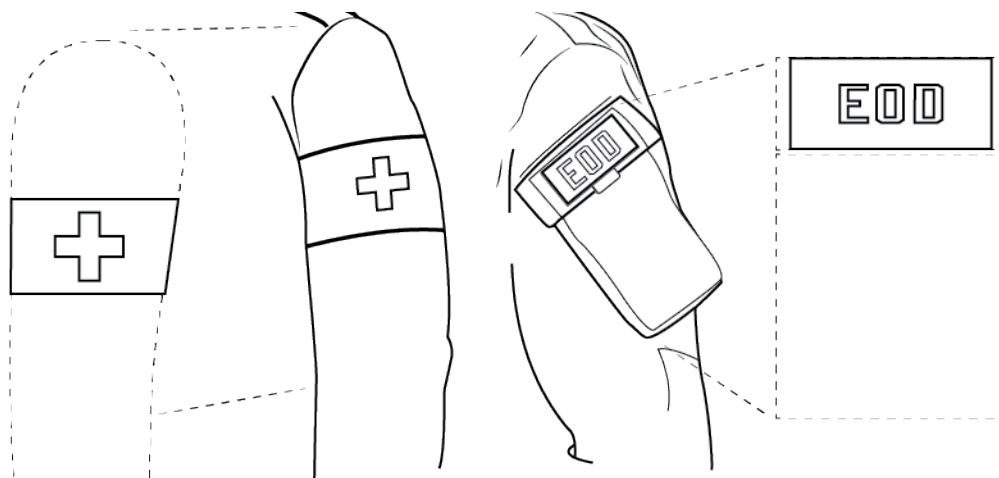


Figure 21–152. Wearing brassards

---

*c. Authorized brassards.*

(1) *The Directorate of Evaluation and Standardization brassard.* The Directorate of Evaluation and Standardization brassard is a subdued brassard consisting of three black letters “DES” 1–11/32 inches in height (see fig 21–153).

---




Figure 21–153. Brassard, Directorate of Evaluation and Standardization

---


(2) *Acting noncommissioned officer brassard.* The acting NCO brassard is a nonsubdued brassard consisting of gold-colored chevrons on a dark blue background. Trainees or candidates acting as NCOs in schools or training centers wear this brassard (see figs 21–154 and 21–155 for the sergeant and corporal brassards).





**Figure 21–154. Brassard, sergeant**

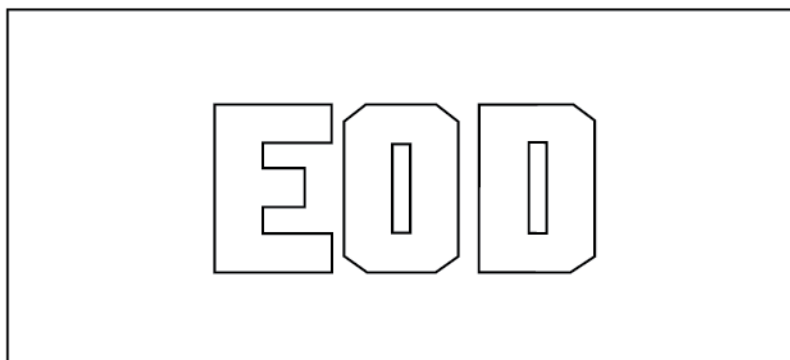
---



**Figure 21–155. Brassard, corporal**

---

(3) *Explosive ordnance disposal brassard.* The EOD brassard is a subdued brassard consisting of three black letters “EOD” 1–5/16 inches in height (see fig 21–156). The EOD brassard is authorized for full-time wear.



**Figure 21–156. Brassard, explosive ordnance disposal**


---

(4) *Chemical, biological, radiological, and nuclear brassard.*

(a) *Nonsubdued.* The nonsubdued chemical, biological, radiological, and nuclear (CBRN) brassard consists of the letters “CBRN” in golden orange block letters on a cobalt blue background.

(b) *Subdued.* The subdued CBRN brassard consists of four black letters “CBRN” 1–11/32 inches in height (see fig 21–157).


---



**Figure 21–157. Brassard, chemical, biological, radiological, and nuclear**

---

(5) *Medical Services Geneva Convention brassard.* The Medical Services Geneva Convention brassard is a non-subdued brassard consisting of a red Geneva cross on a white background (see fig 21–158).




**Figure 21–158. Brassard, Medical Services Geneva Convention**

---

(6) *Military police brassard.* The MP brassard is a subdued brassard consisting of two black letters “MP” 1–5/16 inches in height with a dimension of 1–13/16 inches (see fig 21–159).

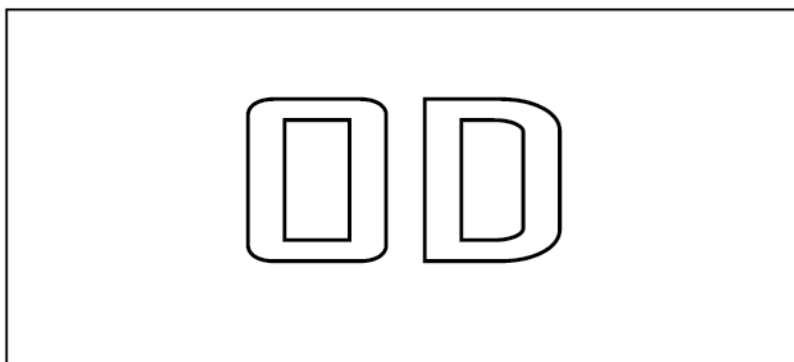
---



**Figure 21–159. Brassard, military police**

---

(7) *Officer of the day brassard.* The officer of the day brassard is a nonsubdued brassard consisting of the letters “OD” in yellow block letters on a dark blue background (see fig 21–160).



**Figure 21–160. Brassard, officer of the day**

---

(8) *Courtesy patrol brassard.*

(a) *Nonsubdued.* The nonsubdued courtesy patrol brassard consists of the letters “CP” in yellow block letters on a dark blue background.

(b) *Nonsubdued.* The subdued courtesy patrol brassard consists of two black letters “CP” 1–5/16 inches in height (see fig 21–161).


---



**Figure 21–161. Brassard, courtesy patrol**

---

(9) *Veterinary Corps brassard.* The Veterinary Corps brassard is a nonsubdued brassard consisting of a green cross on a white background (see fig 21–162).



**Figure 21–162. Brassard, Veterinary Corps**

---

(10) *Criminal Investigation Division brassard.* The CID brassard is a subdued brassard consisting of three black letters “CID” 1–5/16 inches in height (see fig 21–163).

---



**Figure 21–163. Brassard, Criminal Investigation Division**

---

(11) *Staff duty brassard.*

(a) *Nonsubdued.* The nonsubdued staff duty brassard consists of the letters “SD” in yellow block letters on a dark blue background.

(b) *Subdued.* The subdued staff duty brassard consists of two black letters “SD” 1–5/16 inches in height (see fig 21–164).



Figure 21-164. Brassard, staff duty

---

(12) *Kosovo Force brassard.*

(a) *Nonsubdued.* The nonsubdued Kosovo Force brassard consists of the letters “KFOR” in yellow block letters on a dark blue background.

(b) *Subdued.* The subdued Kosovo Force brassard consists of four black letters “KFOR” 1-5/16 inches in height (see fig 21-165).

---



Figure 21-165. Brassard, Kosovo Force

---

## 21-31. Distinctive items authorized for infantry personnel

a. *Cord, shoulder.*

(1) *Description.* The shoulder cord is infantry blue. It is formed by a series of interlocking square knots around a center cord.

(2) *Authority for wear.* AR 670-1 identifies the approval authority to authorize the wear of the shoulder cord to infantryman, the authorized wearers, and the authorized assignments for wear of the shoulder cord. Since this shoulder cord is not a considered a permanent award, it should not be worn by Soldiers in an official Department of the Army photo.

(3) *How worn.* The shoulder cord is worn on the right shoulder of the AGSU and ASU coats and the service uniform shirt. The cord is passed under the arm and over the right shoulder, under the shoulder loop, and secured to the button on the shoulder loop. To attach the cord, officers will attach a 20-ligne button to the right shoulder seam 1/2 inch outside the collar edge (see fig 21-166).




Figure 21-166. Distinctive items authorized for infantry personnel

*b. Insignia disk, branch and U.S. insignia.*

(1) *Description.* A plastic disk in infantry blue, 1-1/4 inches in diameter.

(2) *Authority for wear.* Authority for wear is prescribed in AR 670-1. The insignia is issued without cost to enlisted personnel.

(3) *How worn.* The blue infantry disk is worn secured beneath the branch and U.S. insignia disks with a 1/8-inch border around the insignia. Infantry personnel wear the insignia on the AGSU and ASU (see fig 21-166).

*c. Insignia disk, service cap.*

(1) *Description.* A plastic disk in infantry blue, 1-3/4 inches in diameter.

(2) *Authority for wear.* Authority for wear is prescribed in AR 670-1. The insignia is issued without cost to enlisted personnel.

(3) *How worn.* The blue infantry disk is worn secured beneath the insignia on the Army blue and heritage green service caps and the drill sergeant hat.

**21-32. Distinctive items authorized for other than infantry personnel**

*a. Organizational flash.*

(1) *Description.* A shield-shaped embroidered patch worn on the beret with a semicircular bottom, approximately 2-1/4 inches long and 1-7/8 inches wide.

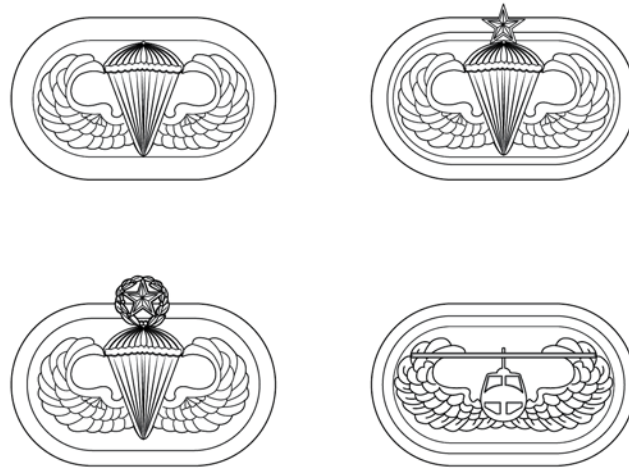
(2) *How worn.* The flash is sewn centered on the stiffener of the beret (see para 21-3d).

(3) *Authorized wearers.* See AR 670-1 for authorization to wear organizational flash.

*b. Airborne background trimming.*

(1) *Description.* An oval-shaped embroidered device in distinctive colors, 1-3/8 inches in height and 2-1/4 inches wide.

(2) *How worn.* Personnel wear the background trimming beneath any of the authorized parachutist or air assault badges on the AGSU and ASU coats, the service uniform shirt, and the Army maternity tunic, blue or green (female Soldiers only). The basic portion of the badge is centered on the background trimming; however, the wreath and star on the master and senior parachutist badges project slightly above the background trimming (see fig 21–167). When worn together, the badge and background trimming are considered a single item for placement and measurement as described in paragraph 22–16b(3)(d).



**Figure 21–167. Airborne background trimming**

(3) *Authorized wearers.* See AR 670–1 for authorization to wear airborne background trimming.

*c. Cord, shoulder, marksmanship.*

(1) *Description.* A blue cord, 3/16 inch in diameter, bearing a band composed of 1/16-inch red serrated markings and 1/16-inch white serrated markings at 9/16-inch intervals. The length of the shoulder cord will not exceed 52 inches (includes double cord).

(2) *How worn.* The shoulder cord is worn on the right shoulder of the AGSU and ASU coats and the service uniform shirt when it is worn as an outer garment. The cord is passed under the arm and over the right shoulder, under the shoulder loops, and secured to the button on the shoulder loop.

(3) *Authorized wearers.* See AR 670–1 for authorization to wear the marksmanship shoulder cord.

## **Chapter 22**

### **Wear of Decorations, Service Medals, Badges, Unit Awards, and Appurtenances**

#### **22–1. General**

This chapter covers the wear of decorations, service medals, badges, unit awards, and appurtenances, both U.S. and foreign, authorized for wear on Army uniforms. The term “award” is an all-inclusive term covering any decoration, service medal, badge, ribbon, or appurtenance bestowed on an individual or unit. The term “ribbon” is an all-inclusive term covering that portion of the suspension ribbon of a service medal or decoration that is worn instead of the service medal or decoration. The ribbon is made in the form of a ribbon bar, 1–3/8 inches wide by 3/8 inches high. The term “ribbon” is used throughout this chapter and it includes service and training ribbons.

#### **22–2. Authorization**

*a.* See AR 670–1 for authorization and occasion of wear.

*b.* Soldiers may sew on all authorized skill and ID badges at their own expense on utility uniforms. Skill and ID badges may be sewn on or pinned on. Soldiers are not authorized to mix sew-on with pin-on badges. When personnel sew on badges, the following must also be sewn on the utility uniform coat: nametape, U.S. Army tape, and grade



insignia. Soldiers may wear subdued pin-on badges with sewn-on nametape, U.S. Army tape, and grade insignia. This requirement does not apply to the patrol cap. Soldiers will not sew on the following:

- (1) SSI, current organization.
- (2) SSI–MOHC.
- (3) Tabs.
- (4) Full-color U.S. flag or tactical flag.

c. Personnel will attach items directly on the uniform so that it rests firmly without turning. Soldiers will ensure that embroidered cloth insignia is sewn on the uniform so the stitching blends inconspicuously with the background material. Visible objects, such as clear badge holders worn on the outside of the uniform, are not authorized to aid in affixing insignia to the uniform.

### **22–3. When wearing awards is prohibited**

See AR 670–1 for wear policy.

### **22–4. Order of precedence by category of medal**

See AR 670–1 for wear policy.

### **22–5. Order of precedence within categories of medals**

The following lists indicate the order of precedence within each category when two or more medals from each category are worn at the same time:

a. *U.S. military decorations.* A decoration is an award given to an individual as a distinctively designed mark of honor denoting heroism or meritorious or outstanding service or achievement. U.S. military decorations authorized for wear on Army uniforms are listed below in order of precedence.

- (1) Medal of Honor (Army, Navy, and Air Force).
- (2) Distinguished Service Cross.
- (3) Navy Cross.
- (4) Air Force Cross.
- (5) Coast Guard Cross.
- (6) Defense Distinguished Service Medal.
- (7) Distinguished Service Medal (Army, Navy, Air Force, and Coast Guard).
- (8) Silver Star.
- (9) Defense Superior Service Medal.
- (10) Legion of Merit.
- (11) Distinguished Flying Cross.
- (12) Soldier’s Medal.
- (13) Navy and Marine Corps Medal.
- (14) Airman’s Medal.
- (15) Coast Guard Medal.
- (16) Bronze Star Medal.
- (17) Purple Heart.
- (18) Defense Meritorious Service Medal.
- (19) Meritorious Service Medal.
- (20) Air Medal.
- (21) Aerial Achievement Medal.
- (22) Joint Service Commendation Medal.
- (23) Army Commendation Medal.
- (24) Navy Commendation Medal.
- (25) Air Force Commendation Medal.
- (26) Coast Guard Commendation Medal.
- (27) Joint Service Achievement Medal.
- (28) Army Achievement Medal.
- (29) Navy Achievement Medal.
- (30) Air Force Achievement Medal.
- (31) Coast Guard Achievement Medal.
- (32) Combat Action Ribbon (Navy and Marine Corps and Coast Guard).
- (33) Air Force Combat Action Medal.

*b. U.S. unit awards.* A unit award is given to an operating unit and is worn by members of that unit who participated in the cited action. Personnel who did not participate in the cited action, but who are assigned in the cited unit, are authorized temporary wear of some unit awards; only the unit awards specified in table 22–1 are authorized for temporary wear. Personnel will not wear temporary unit awards for official photographs or for promotion or selection boards. U.S. unit awards authorized for wear on Army uniforms are listed below in order of precedence.

- (1) Presidential Unit Citation (Army and Air Force).
- (2) Presidential Unit Citation (Navy and Marine Corps).
- (3) Presidential Unit Citation (Coast Guard).
- (4) Joint Meritorious Unit Award.
- (5) Army Valorous Unit Award.
- (6) Navy Unit Commendation.
- (7) Air Force Gallant Unit Award.
- (8) Coast Unit Commendation.
- (9) Army Meritorious Unit Commendation.
- (10) Navy Meritorious Unit Commendation.
- (11) Air Force Meritorious Unit Award.
- (12) Coast Guard Meritorious Unit Commendation.
- (13) Army Superior Unit Award.
- (14) Air Force Outstanding Unit Award.
- (15) Coast Guard Meritorious Team Commendation.
- (16) Navy “E” Ribbon.
- (17) Air Force Organizational Excellence Award.
- (18) Coast Guard “E” Ribbon.

*c. U.S. nonmilitary decorations.* U.S. nonmilitary decorations authorized for wear on Army uniforms are listed below in order of precedence. This list is not all-inclusive. Personnel will wear other U.S. nonmilitary (Federal agency) decorations based upon date of receipt. If more than one decoration is awarded by the same agency, the decorations are worn in the order of precedence as established by the awarding agency. Personnel will not wear U.S. nonmilitary decorations that duplicate recognition for service or an act for which a military decoration has already been awarded. Awards given by a jurisdiction inferior to the Federal Government are not authorized for wear on the Army uniform, except as specified in paragraph 22–5j.

- (1) Presidential Medal of Freedom.
- (2) Presidential Citizen’s Medal.
- (3) President’s Award for Distinguished Federal Civilian Service Award.
- (4) DoD Distinguished Civilian Service Award.
- (5) Secretary of Defense Medal for the Defense of Freedom.
- (6) Secretary of Defense Meritorious Civilian Service Award.
- (7) Office of the Secretary of Defense Exceptional Civilian Service Award.
- (8) Secretary Distinguished Service Award.
- (9) National Intelligence Distinguished Service Medal.
- (10) National Intelligence Superior Service Medal.
- (11) National Intelligence Exceptional Achievement Medal.
- (12) Surgeon General’s Exemplary Service Medal.
- (13) National Aeronautics and Space Administration Space Flight Medal.
- (14) Public Health Service Commendation Medal.
- (15) Public Health Service Achievement Medal.
- (16) Department of State Distinguished Service Award.
- (17) Department of State Distinguished Honor Award.
- (18) Department of State Superior Honor Award.
- (19) Department of State Meritorious Honor Award.
- (20) Decoration for Exceptional Civilian Service.
- (21) Meritorious Civilian Service Award.
- (22) Superior Civilian Service Award.
- (23) Commander’s Award for Civilian Service.
- (24) Achievement Medal for Civilian Service.

*d. U.S. service (campaign) medals and service and training ribbons.* U.S. service (campaign) medals and service and training ribbons authorized for wear on the uniform are listed below in order of precedence. Personnel may wear

service medals and service and training ribbons awarded by other U.S. Services on the Army uniform, except for the Air Force Longevity Service Award ribbon and Air Force, Navy, and Coast Guard marksmanship medals and ribbons. Personnel will wear service and training medals and ribbons awarded by other U.S. Services after U.S. Army service and training ribbons and before foreign awards.

(1) Prisoner of War Medal.

(2) Good Conduct Medal. Good Conduct Medals from the other Services follow the Army Good Conduct Medal (AGCM) in order of precedence. The Army Reserve Component Achievement Medal and equivalents awarded by other Service Reserve Components follow the AGCM and Good Conduct Medals from the other U.S. Services in order of precedence.

(3) American Defense Service Medal.

(4) Women's Army Corps Service Medal.

(5) American Campaign Medal.

(6) Asiatic-Pacific Campaign Medal.

(7) European-African-Middle Eastern Campaign Medal.

(8) World War II Victory Medal.

(9) Army of Occupation Medal.

(10) Medal for Humane Action.

(11) National Defense Service Medal.

(12) Korean Service Medal.

(13) Antarctica Service Medal.

(14) Armed Forces Expeditionary Medal.

(15) Vietnam Service Medal.

(16) Southwest Asia Service Medal.

(17) Kosovo Campaign Medal.

(18) Afghanistan Campaign Medal.

(19) Iraq Campaign Medal.

(20) Inherent Resolve Campaign Medal.

(21) Global War on Terrorism-Expeditionary Medal.

(22) Global War on Terrorism-Service Medal.

(23) Korean Defense Service Medal.

(24) Armed Forces Service Medal.

(25) Humanitarian Service Medal.

(26) Military Outstanding Volunteer Service Medal.

(27) Army Sea Duty Ribbon.

(28) Armed Forces Reserve Medal (AFRM).

(29) NCO Professional Development Ribbon.

(30) Army Service Ribbon.

(31) Overseas Service Ribbon.

(32) Army Reserve Components Overseas Training Ribbon.

(33) Coast Guard Special Operations Service Ribbon.

(34) Air Force Combat Readiness Medal.

(35) Navy Sea Service Deployment Ribbon.

*e. U.S. Merchant Marine awards.* U.S. Merchant Marine awards authorized for wear on the Army uniform are listed below in order of precedence.

(1) Distinguished Service Medal.

(2) Meritorious Service Medal.

(3) Gallant Ship Citation.

(4) Mariner's Medal.

(5) Combat Medal.

(6) Defense Medal.

(7) Atlantic War Zone Medal.

(8) Pacific War Zone Medal.

(9) Mediterranean-Middle East War Zone Medal.

(10) Victory Medal.

(11) Korean Service Medal.

(12) Vietnam Service Medal.

- (13) Expeditionary Medal.
- (14) Philippine Defense Ribbon.
- (15) Philippine Liberation Ribbon.

*f. U.S. nonmilitary unit awards.* The Public Health Service Unit Award and the National Intelligence Meritorious Unit Citation are authorized for wear on the Army uniform.

*g. Foreign decorations.* Personnel who are specifically authorized by law to accept decorations from foreign governments may wear them in the order of their receipt after all U.S. decorations, the Good Conduct Medal, campaign and service medals, and service and training ribbons (see AR 600–8–22 for application procedures to request authorization to accept and wear foreign decorations). Personnel may not wear any foreign decorations on the uniform unless at least one U.S. decoration or service medal is worn at the same time. Personnel will not wear foreign awards that do not conform to the standard U.S.-sized ribbon bar or medal.

*h. Foreign unit awards.* The following foreign unit awards, listed in order of precedence, are authorized for wear on the Army uniform when at least one U.S. decoration, service medal, or ribbon is worn at the same time (see AR 670–1 for permanent and temporary wear criteria).

- (1) Philippine Republic Presidential Unit Citation.
- (2) Republic of Korea Presidential Unit Citation.
- (3) Vietnam Presidential Unit Citation.
- (4) Republic of Vietnam Gallantry Cross Unit Citation.
- (5) Republic of Vietnam Civil Actions Unit Citation.
- (6) Fourrageres (no order of precedence).
- (a) French fourrageres.
- (b) Belgian fourrageres.
- (c) Netherlands orange lanyard.

*i. Non-U.S. service awards.* The following non-U.S. service awards, listed in order of precedence, are authorized for wear on the Army uniform when at least one U.S. decoration, service medal, or ribbon is worn at the same time. An individual may not wear any other foreign service medal, unless the wearer was awarded such medal while a bona fide member of the armed forces of a friendly foreign nation and has received HQDA approval to wear the medal or ribbon (see AR 600–8–22 for application procedures to request authorization to accept and wear foreign service medals or ribbons).

- (1) Philippine Defense Ribbon.
- (2) Philippine Liberation Ribbon.
- (3) Philippine Independence Ribbon.
- (4) United Nations Service Medal.
- (5) Inter-American Defense Board Medal.
- (6) United Nations Medal.
- (7) North Atlantic Treaty Organization Medal.
- (8) Multinational Force and Observers Medal.
- (9) Republic of Vietnam Campaign Medal.
- (10) Kuwait Liberation Medal (Saudi Arabia).
- (11) Kuwait Liberation Medal (Government of Kuwait).
- (12) Republic of Korea War Service Medal.

*j. State awards for Army National Guard Soldiers.* Under the provisions of Title 32, United States Code (32 USC), Army National Guard (ARNG) personnel are authorized to wear State awards under applicable State laws or regulations when assigned to the ARNG under the command and control of the governor or Adjutant General. The term “State” includes the 50 states, U.S. territories (which include Guam and the U.S. Virgin Islands), Puerto Rico, and the District of Columbia. The following personnel statuses are included in this authorization: Active Guard Reserve; active duty for training; active duty for special work; full-time National Guard duty for special work or training; annual training; and inactive duty training (drill status), including periods when personnel may be attached to the Regular Army or reserve of any Service, whether paid or unpaid. Personnel will wear such awards in the State order of precedence after Federal and foreign awards. Under the provisions of 10 USC, Soldiers on active Federal service are authorized to accept, but not wear State or territory awards.

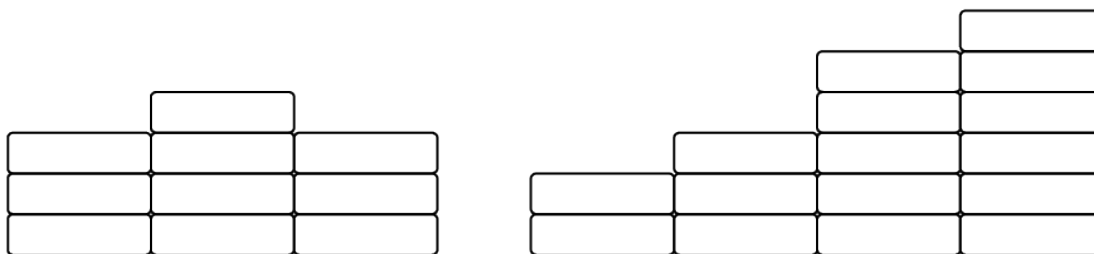
## **22–6. Wear of service ribbons and lapel buttons**

### *a. Service ribbons.*

(1) *Where worn.* All personnel may wear ribbons representing decorations, service medals, service ribbons, and training ribbons on the ASU coat and the service uniform shirt. Female personnel may also wear ribbons on the maternity tunic.

(2) *How worn.* Service ribbons are worn in order of precedence from the wearer's right to left, in one or more rows, with either no space between rows or 1/8-inch space between rows. No more than four ribbons are worn in any one row. Soldiers will not start a second row unless they are authorized to wear four or more ribbons. The determination of whether three or four ribbons are worn in each row is based upon the size of the coat and the position of the lapel. The first and second rows will contain the same number of ribbons (three or four) before starting a third row. Second and subsequent rows will either contain the same number of ribbons or less than the row below. The top row is centered on the row beneath or may be aligned to the wearer's left, whichever presents the best appearance (see fig 22-1).

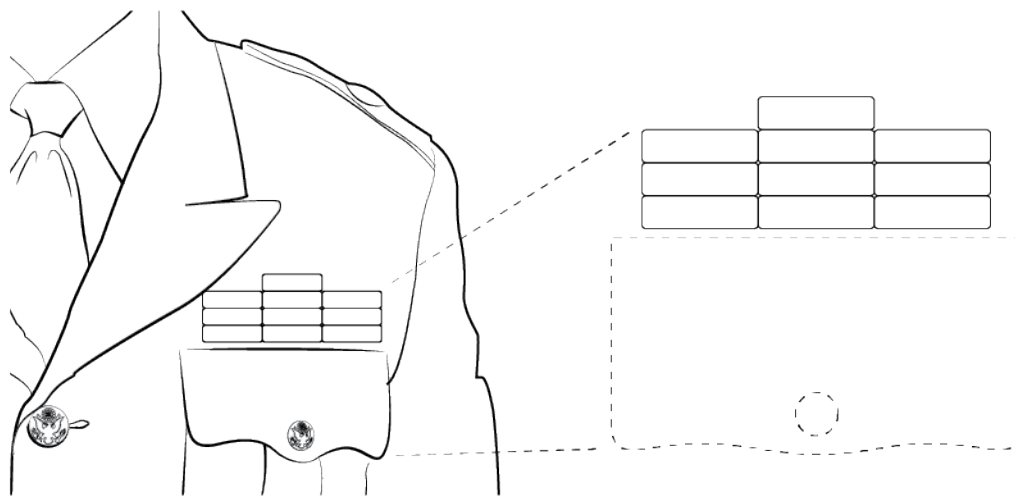
---



**Figure 22-1. Wearing ribbons centered and aligned to the left**

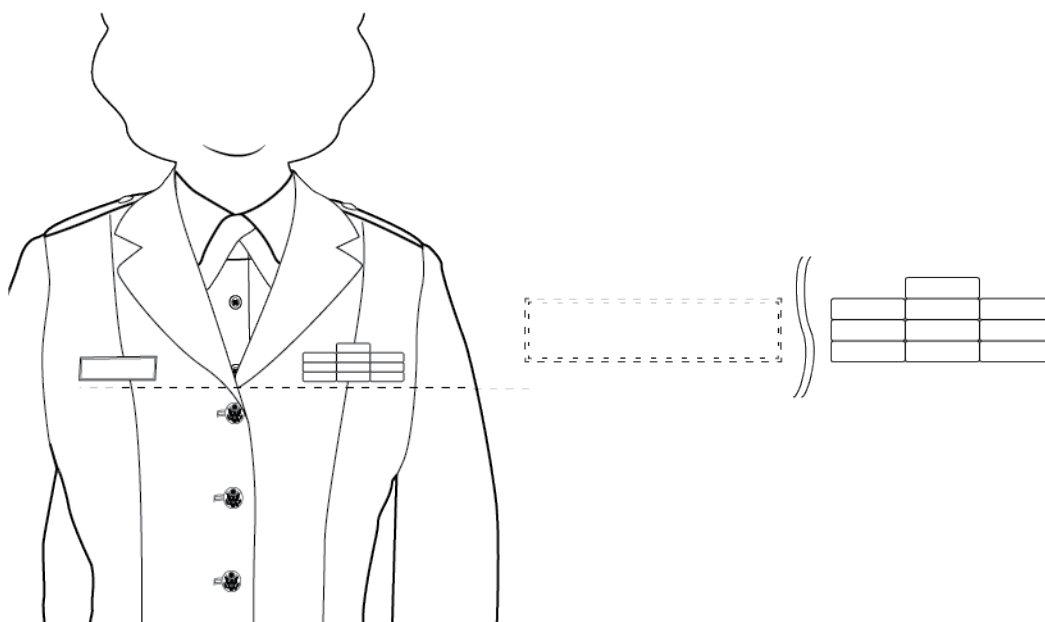
---

(a) *Male personnel.* On the ASU coat and service uniform shirt, male Soldiers wear the ribbons centered 1/8 inch above the left breast pocket. Ribbon mounts will remain centered above the pocket even if the top ribbon row is offset (see fig 22-2).



**Figure 22–2. Wearing ribbons on the Army service uniform, male**

(b) *Female personnel.* On the ASU coat, service uniform shirt, and the maternity tunic, female Soldiers wear the ribbons centered on the left side, with the bottom row positioned parallel to the bottom edge of the nameplate. Female Soldiers may adjust the placement of the ribbons to conform to individual body shape differences (see fig 22–3).



**Figure 22–3. Wearing ribbons on the Army service uniform, female**

(c) *Army green service uniform.* On the AGSU coat, Soldiers wear the ribbons centered 1/8 inch above the left breast pocket. Ribbon mounts will remain centered above the pocket even if the top ribbon row is offset (see fig 22–4). Ribbons are not authorized on the AGSU shirt.

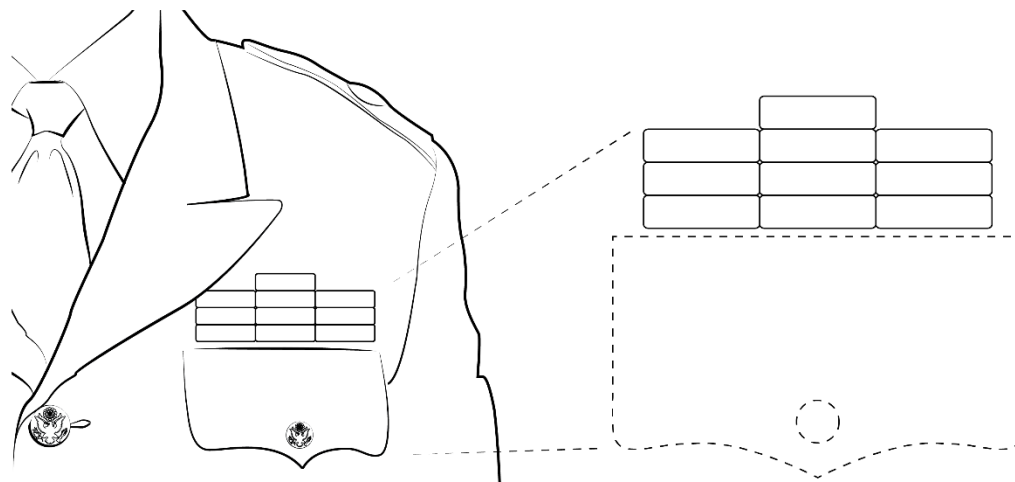


Figure 22–4. Wearing ribbons on the Army green service uniform

*b. Lapel buttons.* Lapel buttons are miniature enameled replicas of an award that are worn only on civilian clothing. Male Soldiers wear the buttons on the left lapel of civilian clothing. Female Soldiers wear the buttons in a similar location on their civilian attire.

*c. Gold star lapel button.* Soldiers authorized to wear the gold star lapel button (see AR 670–1) will wear it on the ASU and AGSU coats as follows: enlisted Soldiers will wear the gold star lapel button centered both vertically and horizontally on the wearer’s left lapel; officers will wear the gold star lapel button centered on the wearer’s left lapel 1/4 inch below the branch insignia. Personnel will not wear these buttons for official photographs or for promotion or selection boards. If authorized both the gold star lapel button and the next of kin lapel button, Soldiers wear them as instructed by this paragraph, but side by side with at least 1/4 inch between the buttons. There is no order of precedence between the buttons.

*d. Next of kin lapel button.* Soldiers authorized to wear the next of kin lapel button (see AR 670–1) will wear it on the ASU and AGSU coats as follows: enlisted Soldiers will wear the next of kin lapel button centered both vertically and horizontally on the wearer’s left lapel; officers will wear the next of kin lapel button centered on the wearer’s left lapel 1/4 inch below the branch insignia. Personnel will not wear these buttons for official photographs or for promotion or selection boards. If authorized both the gold star lapel button and the next of kin lapel button, Soldiers wear them as instructed by this paragraph, but side by side with at least 1/4 inch between the buttons. There is no order of precedence between the buttons.

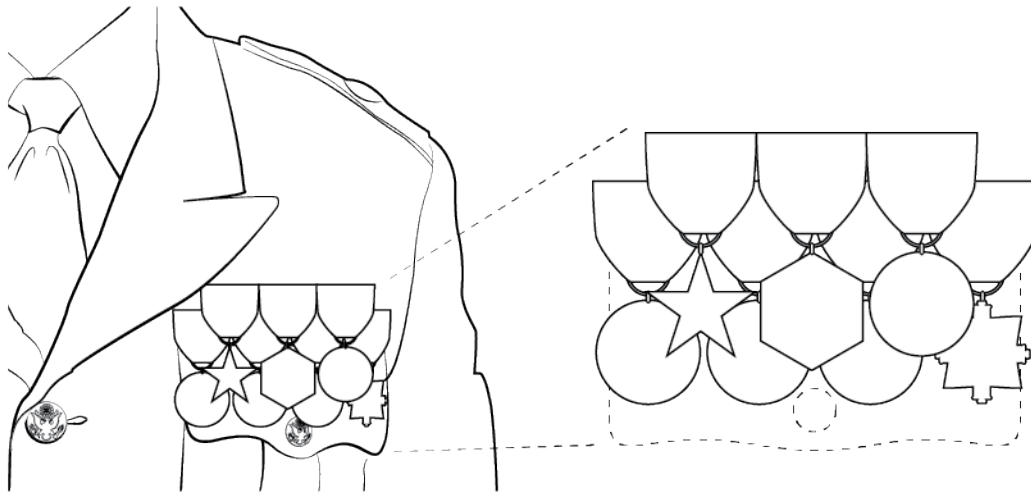
## 22–7. Full-sized U.S. and foreign decorations and service medals

*a. Where worn.* All personnel may wear full-sized decorations and service medals on the ASU and AGSU coats. Female personnel may also wear full-sized decorations and service medals on the maternity tunic.

*b. How worn.* Full-sized decorations and service medals, except the Medal of Honor (see para 22–7c), are worn in the order of precedence from the wearer’s right to left, in one or more rows, with 1/8-inch space between rows. No more than four medals are worn in any one row. Soldiers will not start a second row unless they are authorized to wear four or more medals. The determination of whether three or four medals are worn in each row is based upon the size of the coat and the position of the lapel. Full-sized decorations or medals will not overlap within a row. When more than one row of medals are worn, the second and subsequent rows are positioned so that the medal pendants on the row below are visible. The first and second rows will contain the same number of medals (three or four) before starting a third row. Second and subsequent rows will either contain the same number of medals or less than the row below. The top row of medals is centered over the row immediately below. Personnel will not wear service and training ribbons when full-sized decorations and service medals are worn. Personnel may wear U.S. and foreign unit award

emblems as prescribed when wearing full-sized medals. When full-sized medals are worn, personnel may wear up to three combat and special skill badges or metal tab replicas (or a combination) from groups 1 through 5, but may only wear one combat or special skill badge from either group 1 or group 2 one above the other, above the medals, in order of group precedence. Personnel may not wear the driver and mechanic badges with full-sized medals and they may not wear special skill and marksmanship badges below the medals. Full-sized medals are worn as follows:

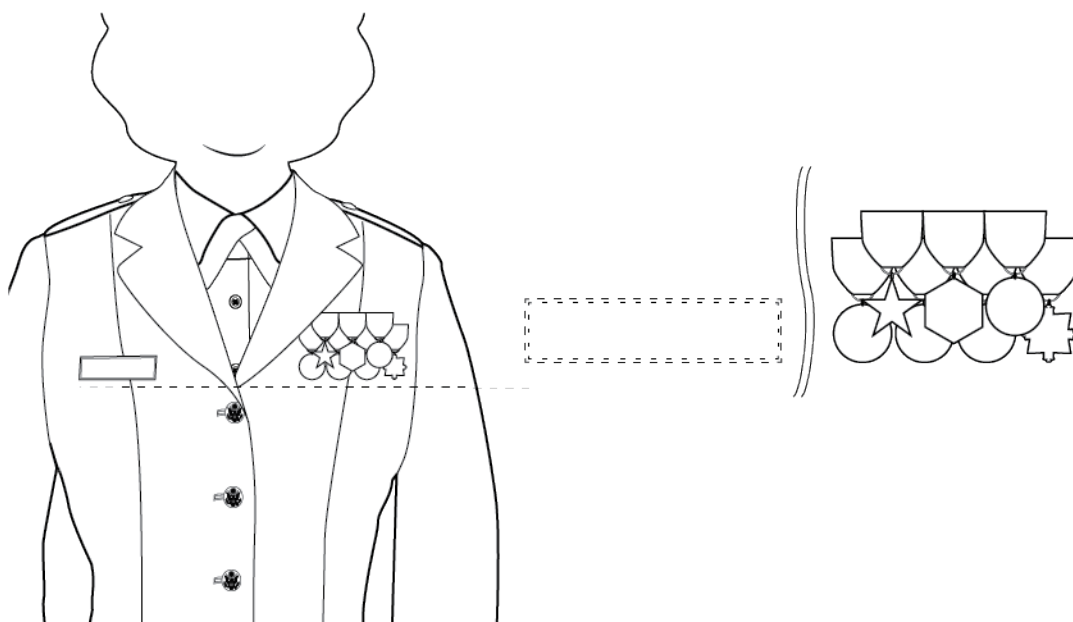
(1) *Male personnel.* On the ASU coat, male Soldiers wear full-sized medals centered immediately above the left breast pocket (see fig 22–5).



**Figure 22–5. Wearing full-sized medals on the Army service uniform, male**

(2) *Female personnel.* On the ASU coat, female Soldiers wear full-sized medals centered on the left side with the bottom row of the medal pendants positioned parallel to the bottom of the nameplate. Female Soldiers may adjust the placement of the medals and nameplate to conform to individual body shape differences (see fig 22–6).



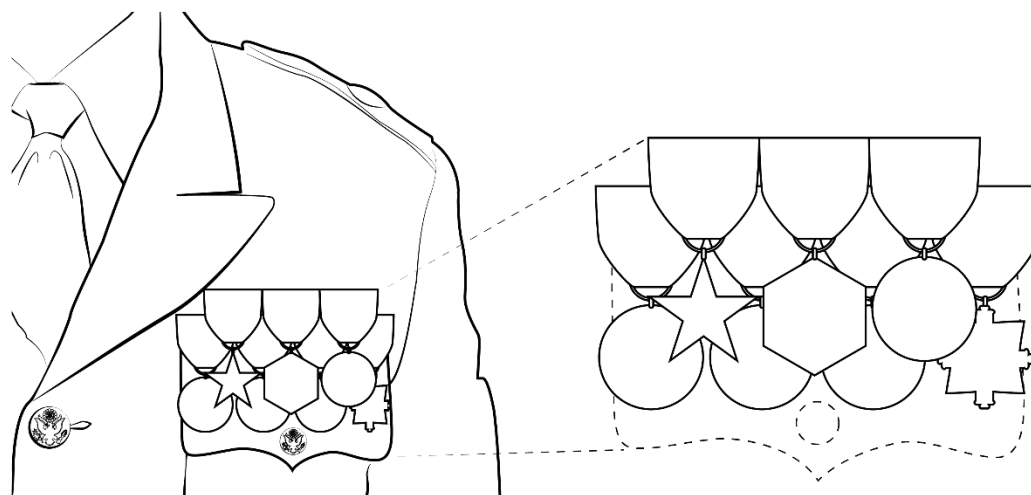


**Figure 22–6. Wearing full-sized medals on the Army service uniform, female**

---

(3) *Army green service uniform.* On the AGSU coat, Soldiers wear full-sized medals centered immediately above the left breast pocket (see fig 22–7).

---



**Figure 22–7. Wearing full-sized medals on the Army green service uniform**

---

c. *Medal of Honor.* The Medal of Honor is worn with the neckband ribbon around the neck outside the shirt collar and inside the coat collar with the medal hanging over the necktie. Authorized foreign neck decorations are worn beneath the Medal of Honor (see fig 22–8).

---




Figure 22–8. Wearing the Medal of Honor

---

## 22–8. Miniature decorations and service medals

a. *Where worn.* All personnel may wear miniature decorations and service medals on the Army blue and white mess uniform jacket. Only the dress miniature combat and special skill badges and miniature metal tab replicas are worn with miniature medals (see para 22–16c for wear of miniature combat and special skill badges and miniature metal tab replicas).

b. *How worn.* Miniature decorations and service medals are worn in the order of precedence from the wearer's right to left, in one or more rows. No more than four miniature medals are worn in any one row. Soldiers will not start a second row unless they are authorized to wear four or more miniature medals. Miniature medals are worn side by side and may be overlapped. If the miniature medals are overlapped, the overlap will not exceed 50-percent and will be equal for all miniature medals. The maximum length of holding bars for miniature medals is 2–3/4 inches. When more than one row of miniature medals are worn, the second and subsequent rows are positioned so that the medal pendants on the row below are visible. The first and second rows will contain the same number of miniature medals (three or four) before starting a third row. Second and subsequent rows will either contain the same number of miniature medals or less than the row below. The top row of miniature medals is centered over the row immediately below. U.S. and foreign unit award emblems are not worn with miniature medals. Personnel may adjust the placement of the miniature medals to accommodate wearing dress miniature badges. Miniature medals are worn as follows:

(1) *Male personnel.* On the Army blue and white mess uniform jacket, male Soldiers wear miniature medals centered on the left lapel approximately 1/2 inch below the notch, not to extend beyond the edge of the lapel (see fig 22–9).

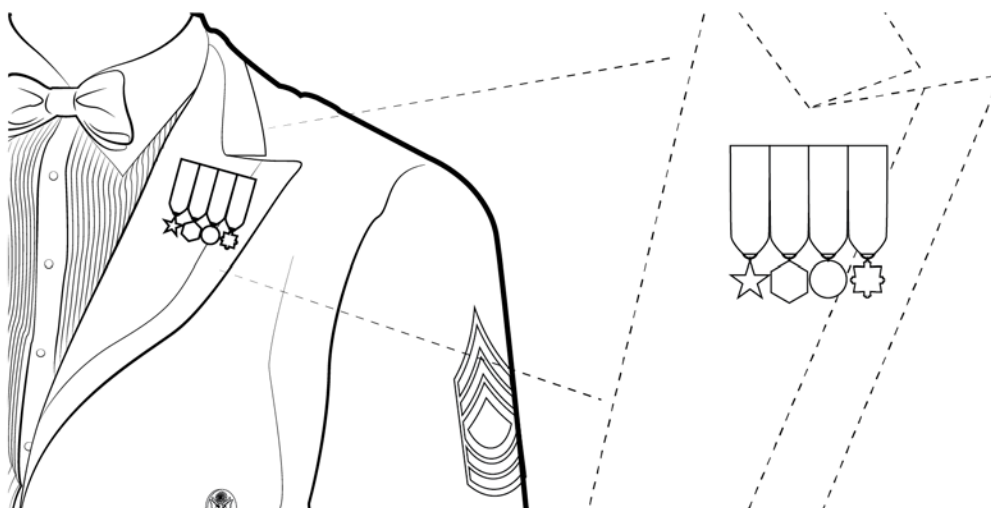


Figure 22-9. Wearing miniature medals on mess uniforms, male

(2) *Female personnel.* On the Army blue mess uniform jacket and the new version of the white mess uniform jacket, female Soldiers wear miniature medals centered on the left lapel approximately 1/2 inch below the notch, not to extend beyond the edge of the lapel. On the old version of the white mess uniform jacket, female Soldiers wear miniature medals centered on the left side of the jacket (not on the lapels) and in a similar position to where ribbons are worn on the service/dress uniform (see fig 22-10). Female Soldiers may adjust placement of the medals to conform to differences in individual body shape.

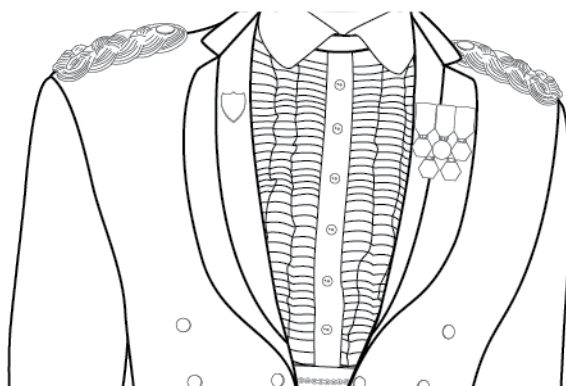


Figure 22-10. Wearing miniature medals on mess uniforms, female

## 22-9. Multiple neck ribbons, broad sashes, and stars

a. An individual may not wear more than two decorations with neck ribbons at one time. The decoration with the highest precedence is worn suspended above the other. The Medal of Honor takes precedence over all other decorations with neck ribbons (see figs 22-11 and 22-12). Decorations with neck ribbons are worn with the neckband ribbon around the neck outside the shirt collar and inside the coat collar with the medal hanging over the necktie.

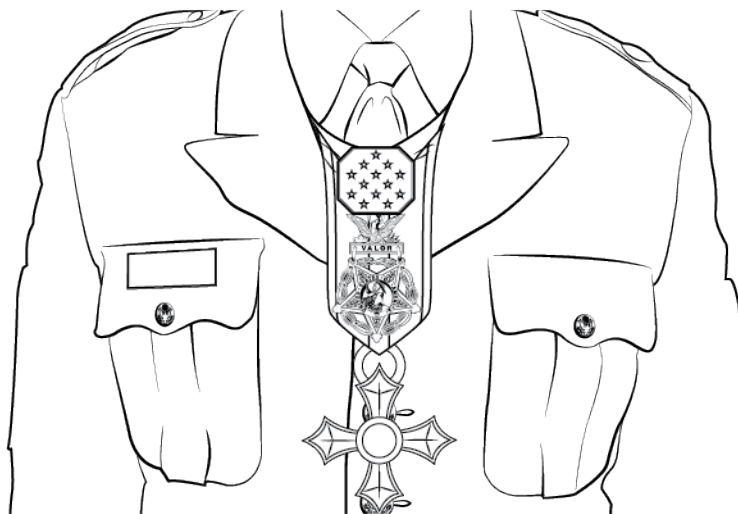
b. Stars are worn above the waistline on the side, as described by the awarding country (see figs 22-13 and 22-14).

c. Stars are worn as follows:

- (1) *Two stars.* Alongside or above the first star.
- (2) *Three stars.* In a triangle with the point of the triangle up.


(3) *Four stars.* Centered beneath the triangle of three stars.

---




**Figure 22–11. Wearing multiple neck ribbons, male**

---



**Figure 22–12. Wearing multiple neck ribbons, female**

---



**Figure 22–13. Wearing sash and stars, male**

---




Figure 22–14. Wearing sash and stars, female

## 22–10. U.S. and foreign unit awards

a. The authority for wear of U.S. unit awards on a temporary or permanent basis is contained in table 22–1.

Table 22–1  
Authority for wear—U.S. unit award emblems

Emblem in order of precedence	Authority for wear		Subsequent award	
	Permanent <sup>1</sup>	Temporary <sup>2</sup>	Oak leaf cluster	Star
Presidential Unit Citation (Army and Air Force) <sup>3</sup>	X <sup>4</sup>	X	X <sup>5</sup>	
Presidential Unit Citation (Navy and Marine Corps)	X <sup>4</sup>			X
Coast Guard Presidential Unit Citation	X <sup>7</sup>			X
Joint Meritorious Unit Award	X		X	

**Table 22–1**  
**Authority for wear—U.S. unit award emblems—Continued**

Army Valorous Unit Award	X	X	X	
Navy Unit Commendation	X <sup>4</sup>			X
Air Force Gallant Unit Award	X <sup>4</sup>		X	
Coast Guard Unit Commendation	X <sup>7</sup>			X
Army Meritorious Unit Commendation	X	X	X	
Navy Meritorious Unit Commendation	X <sup>4</sup>			X
Air Force Meritorious Unit Award	X <sup>4</sup>		X	
Coast Guard Meritorious Unit Commendation	X <sup>7</sup>			X
Army Superior Unit Award	X	X	X	
Air Force Outstanding Unit Award <sup>6</sup>	X <sup>4</sup>		X	
Coast Guard Meritorious Team Commendation	X <sup>7</sup>			X
Navy “E” Ribbon <sup>8</sup>	X			
Air Force Organization Excellence Award <sup>6</sup>	X <sup>4</sup>		X	
Coast Guard “E” Ribbon <sup>8</sup>	X			

---

**Table 22–1**  
**Authority for wear—U.S. unit award emblems—Continued**

---

*Notes.*

<sup>1</sup> A Soldier may wear the unit award permanently if the individual was assigned to and present for duty with the unit any time during the period cited, or if the individual was attached by competent orders to and present for duty with the unit during the entire period or for at least 30 consecutive days of the period cited. When a Soldier is permanently awarded a unit award and is subsequently assigned to a unit that has received the same unit award, the Soldier will wear the permanent award in lieu of the temporary unit award.

<sup>2</sup> A Soldier may wear the unit award temporarily if the individual was not present with the unit during the period cited, but was subsequently assigned to the unit. Soldiers may wear the unit award only while assigned to the cited unit. For elements of regiments organized under the New Manning System, only personnel of the earning unit wear the emblem temporarily. Temporary unit awards will not be worn for official photographs or for promotion or selection boards.

<sup>3</sup> Personnel may not wear the Air Force Presidential Unit Citation on a temporary basis.

<sup>4</sup> The 30-day requirement for attached personnel does not apply to Navy and Air Force awards.

<sup>5</sup> Army and Air Force awards are equal in precedence and the emblems are identical. An individual authorized to wear both an Army and Air Force emblem would wear a single emblem with an oak leaf cluster.

<sup>6</sup> When awarded for combat or direct combat support, a bronze “V” device is worn on the emblem.

<sup>7</sup> Authorized for wear by an individual who was assigned to or who was attached to and present for duty with the unit.

<sup>8</sup> For each award of the Navy “E” Ribbon, one Battle “E” device is authorized for wear on ribbon, up to the third award. When a service member receives a fourth Navy “E” award, a Wreathed Battle “E” device is bestowed. This replaces the first three devices and effectively closes out the award ribbon, meaning that no further devices are authorized for display of additional awards. While Servicemembers may receive more than four Navy “E”s, only four may be displayed.

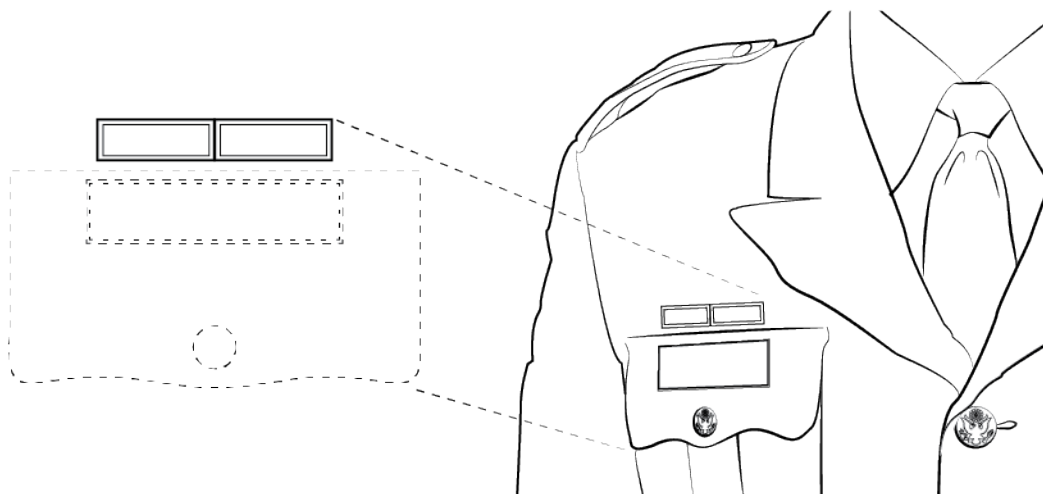
---

*b. Where worn.* Personnel may wear U.S. and foreign unit award emblems on the ASU and AGSU coats and the ASU shirt. Female personnel may also wear U.S. and foreign unit award emblems on the maternity tunic.

*c. How worn.* All permanent and temporary unit award emblems with or without frames are worn in the order of precedence from the wearer’s right to left. Unit awards are worn on the right side of the uniform, regardless of which service or agency awarded them. Only one emblem representing the same unit award is worn at one time. Unit award emblems awarded with frames are worn with the laurel leaves of the frame painting upward. Award emblems are worn in rows containing no more than three emblems per row with no space between emblems and with up to 1/8-inch space between rows, depending upon the size of emblems with frames. Personnel may wear unit awards when wearing full-sized medals or service ribbons, but they may not wear them with miniature medals. Unit awards received from other U.S. Services that have a frame are worn with the Army (large size) unit award citation frame. Unit awards of the other U.S. Services that do not have frames are worn on the right side without frames. The criteria for permanent and temporary wear of foreign unit awards are contained in AR 670–1. Personnel will not wear temporary unit awards for official photographs or for promotion or selection boards. The emblems are worn as follows:

(1) *Male personnel.* Emblems with or without frames are worn centered with the bottom edge of the emblem 1/8 inch above the right breast pocket flap (see fig 22–15).



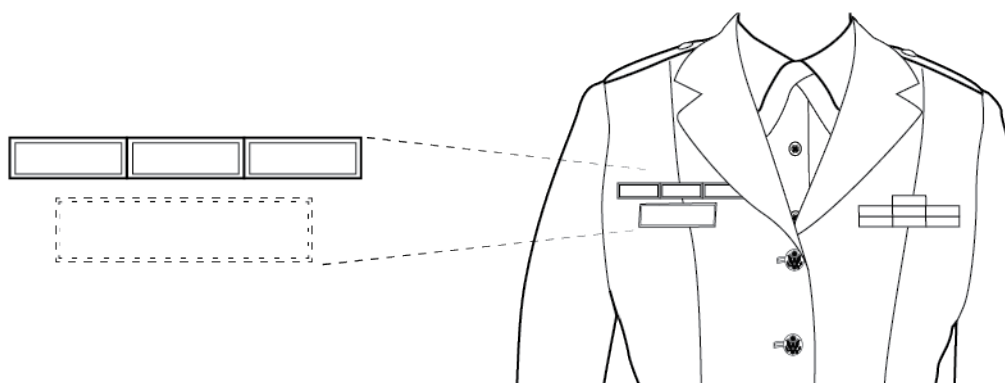


**Figure 22–15. Wearing unit awards, male**

---

(2) *Female personnel.* Emblems with or without frames are worn centered on the right side of the uniform with the bottom edge of the emblem 1/2 inch above the top of the nameplate (see fig 22–16).

---



**Figure 22–16. Wearing unit awards, female**

---

(3) *Army green service uniform.* Emblems with or without frames are worn centered on the right side of the uniform with the bottom edge 1/8 inch above the breast pocket flap (see fig 22–17).

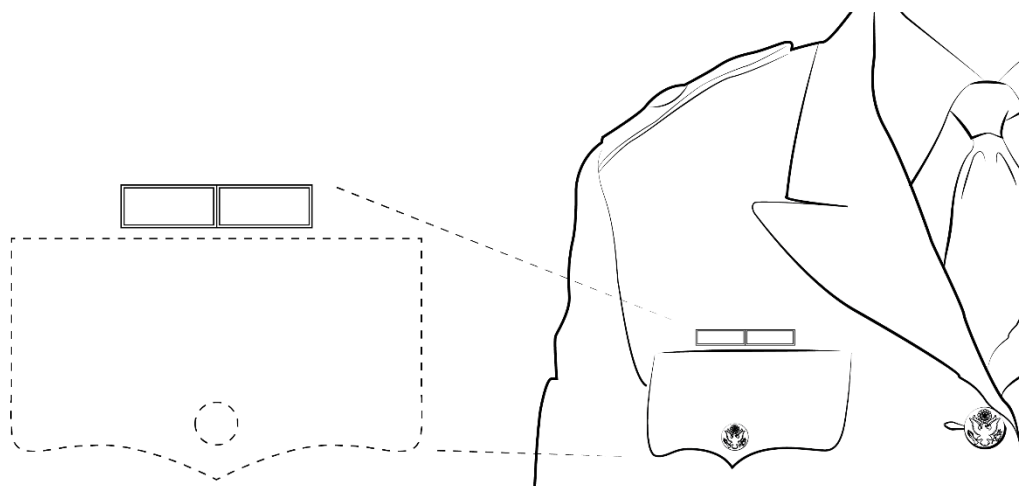


Figure 22–17. Wearing unit awards, Army green service uniform

*d. Fourrageres and lanyards.*

(1) Fourrageres and lanyards are authorized for wear on the ASU and AGSU coats and the ASU shirt.

(2) Permanent and temporary fourrageres and lanyards, when authorized for wear, are worn on the left shoulder with the cord passing under the sleeve and attached to the shoulder loop on the coat of the enlisted ASU and AGSU. Officers authorized to wear a fourragere or lanyard on the ASU and AGSU coats must attach a 20-ligne button to the left shoulder seam, 1/2 inch outside the collar edge, to attach these awards. Only one fourragere, lanyard, aiguillette, or cord is authorized for wear on each shoulder.

## 22–11. Appurtenances

Appurtenances are devices affixed to service or suspension ribbons or worn instead of medals or ribbons. They are worn to denote additional awards, participation in a specific event, or other distinguished characteristics of the award. When authorized by the proper authority, the following appurtenances may be worn on decorations, medals, ribbons, and other awards (see AR 670–1 for wear policy):

*a. Oak leaf clusters.* A bronze or silver twig of four oak leaves with three acorns on the stem. Personnel wear oak leaf clusters centered on the service ribbons, the suspension ribbon of full-sized and miniature medals, and unit award emblems with the stems of the leaves pointing to the wearer's right. A silver oak leaf cluster is worn instead of five bronze oak leaf clusters. Oak leaf clusters joined together in series of two, three, and four are authorized for optional purchase and wear. Silver oak leaf clusters are worn to the wearer's right of bronze oak leaf clusters. When worn with the "V" device, oak leaf clusters are worn to the wearer's left of the "V" device. Oak leaf clusters 5/16 inch long are worn on service ribbons, the suspension ribbon of miniature medals, and unit awards. Oak leaf clusters 13/32 inch long are worn on the suspension ribbon of full-sized medals (see AR 600–8–22 for associated decorations).

(1) *Service ribbon bar and unit award emblem.* A maximum of four oak leaf clusters may be worn on a single ribbon. A maximum of three oak leaf clusters may be worn with the "V" device on a single ribbon for a total of four devices on the ribbon. If the number of authorized devices exceeds four, then a second ribbon is authorized for wear and is worn to the wearer's left of the first ribbon.

(2) *Suspension ribbon of full-sized and miniature medals.* Oak leaf clusters are worn in rows of three. Up to two oak leaf clusters and a "V" device may be worn in a single row for a total of three devices in the row. Subsequent rows are centered on the row beneath.

*b. "V" device.* Personnel wear the "V" device centered on the service ribbon and the suspension ribbon of full-sized and miniature medals. When worn with oak leaf clusters, the "V" device is worn to the wearer's right of the oak leaf clusters. Not more than one "V" device is worn on any one ribbon or medal. In the case of multiple "V" devices

for the same award, only one “V” device is worn. “V” device, 1/4 inch high, is worn on the service ribbon and on the suspension ribbon of full-sized medals. Miniature “V” device, 1/8 inch high, is worn on the suspension ribbon on miniature medals (see AR 600–8–22 for associated decorations).

c. *Numerals.* Personnel wear Arabic numerals centered on the service ribbon and suspension ribbon of full-sized medals. Arabic numerals are 3/16 inch in height. Arabic numerals are not manufactured in a miniature size and are not worn on miniature medals. Arabic numerals are worn to the wearer’s left of the “V” device. Numerals worn on the AFRM are worn to the wearer’s left of the “M” device and are positioned centered on the wearer’s left side of the ribbon, equally spaced between the “M” device and the edge of the ribbon (see AR 600–8–22 for associated decorations).

d. *Clasps.* Unique clasps are worn on the following medals:

(1) *The Army Good Conduct Medal.* A bar of bronze, silver, or gold with loops indicative of each period of service. Personnel wear the AGCM clasp centered on the AGCM service ribbon and the suspension ribbon of full-sized and miniature AGCM. The AGCM clasp, 1/8 inch high by 1–3/8 inches long, is worn on the service ribbon and on the suspension ribbon of full-sized medals. The miniature AGCM clasp is worn on the suspension ribbon on miniature medals (see table 22–2 for description of clasps authorized for second and subsequent awards of the AGCM).

(2) *The Antarctica Service Medal.* A bronze, gold, or silver clasp bearing the words “Wintered Over” in raised letters. Personnel wear the Antarctica Service Medal clasp centered on the suspension ribbon of the full-sized Antarctica Service Medal. The Antarctica Service Medal clasp is 1/4 inch high by 1–1/4 inches long. The Antarctica Service Medal clasp is not manufactured in miniature size and is not worn on the miniature Antarctica Service Medal.

(3) *Additional clasps.* Additional clasps prescribed in AR 600–8–22 are authorized for wear. All clasps, except the AGCM clasp, are worn only on the suspension ribbon of the medal.

e. *Service stars (campaign or battle stars).* A bronze or silver five-pointed star. Personnel wear service stars centered on the service ribbon and the suspension ribbon of full-sized and miniature medals with one point upward. A silver star is worn instead of five bronze stars. Stars joined together in series of two, three, and four are authorized for optional purchase and wear. Silver service stars are worn to the wearer’s right of bronze service stars. When worn with an arrowhead device, service stars are worn to the wearer’s left of the arrowhead device. Stars 3/16 inch in diameter are worn on the service ribbons and the suspension ribbon of full-sized medals. Miniature stars 1/8 inch in diameter are worn centered on the suspension ribbon of miniature medals (see AR 600–8–22 for associated decorations).

(1) *Service ribbon bar.* A maximum of four stars may be worn on a single ribbon. A maximum of three stars may be worn with the arrowhead device on a single ribbon for a total of four devices on the ribbon. If the number of devices exceeds four, then a second ribbon is authorized for wear and is worn to the wearer’s left of the first ribbon.

(2) *Suspension ribbon of full-sized and miniature medals.* Stars are worn in rows of four on the suspension ribbon of full-sized and miniature medals. Up to three stars and an arrowhead device may be worn in a single row for a total of four devices in the row. Subsequent rows are centered on the row beneath.

f. *Arrowhead.* A bronze replica of an Indian arrowhead. Personnel wear the arrowhead device centered on the service ribbons and the suspension ribbons of the full-sized medals with the point facing upward. The arrowhead device is 1/4 inch in height. The arrowhead device is not manufactured in a miniature size and is not worn on miniature medals. When worn with service stars, the arrowhead device is worn to the wearer’s right of the stars. Not more than one arrowhead device is worn on any one ribbon or medal (see AR 600–8–22 for associated decorations and AR 670–1 for wear policy).

g. *Berlin Air Device.* A gold color metal miniature of a C–54 type aircraft. Personnel wear the Berlin Air device centered on the service ribbon and the suspension ribbon of the full-sized Army of Occupation Medal with the nose pointed upward at a 30-degree angle to the wearer’s right. When the device is worn on the suspension ribbon of the medal, it is centered above the “Germany” clasp. The Berlin Air device is 3/8 inch in height. The Berlin Air device is not manufactured in a miniature size and is not worn on the miniature Army of Occupation Medal.

h. *Ten-year device.* A bronze, silver, or gold hourglass with Roman numeral “X” superimposed. Personnel wear the 10-year device on the AFRM service ribbon and the suspension ribbon of the full-sized and miniature AFRM. If no “M” device is authorized, the hourglass is worn centered on the ribbon. When worn with the “M” device, the “M” device is worn centered on the ribbon and the hourglass is positioned to the wearer’s right of the “M” device. The hourglass is centered on the wearer’s right side of the ribbon, equally spaced between the “M” device and the edge of the ribbon. The 10-year device, 5/16 inch high, is worn on the AFRM service ribbon and on the suspension ribbon of full-sized AFRM medal. Miniature 10-year device, 3/16 inch high, is worn on the suspension ribbon of the miniature AFRM.

i. *The “M” device.* Personnel wear the “M” device centered on the AFRM service ribbon and the suspension ribbon of the full-sized and miniature AFRM. If authorized, numerals are worn to the wearer’s left of the “M” device

and are positioned centered on the wearer's left side of the ribbon, equally spaced between the "M" device and the edge of the ribbon. "M" device, 1/4 inch high, is worn centered on the AFRM service ribbon and on the suspension ribbon of the full-sized AFRM. Miniature "M" device, 1/8 inch high, is worn on the suspension ribbon of the miniature AFRM.

**Table 22–2**  
**Authorized clasps for Army Good Conduct Medal awards**

<b>Award</b>	<b>Clasp</b>
2d	Bronze, 2 loops
3d	Bronze, 3 loops
4th	Bronze, 4 loops
5th	Bronze, 5 loops
6th	Silver, 1 loop
7th	Silver, 2 loops
8th	Silver, 3 loops
9th	Silver, 4 loops
10th	Silver, 5 loops
11th	Gold, 1 loop
12th	Gold, 2 loops
13th	Gold, 3 loops
14th	Gold, 4 loops
15th	Gold, 5 loops

## **22–12. Badges authorized for wear on Army uniforms**

See AR 670–1 for policy on badges authorized for wear on Army uniforms.

## **22–13. Badges not authorized for wear on Army uniforms**

- a. See AR 670–1 for policy on badges not authorized for wear on Army uniforms.
- b. Under the provisions of 32 USC, ARNG personnel are authorized to wear State awards under applicable State laws or regulations when assigned to the ARNG under the command and control of the governor or Adjutant General. The term "State" includes the 50 states, U.S. territories (which include Guam and the U.S. Virgin Islands), Puerto Rico, and the District of Columbia. The following personnel statuses are included in this authorization: Active Guard Reserve; active duty for training; active duty for special work; full-time National Guard duty for special work or training; annual training; and inactive duty training (drill status), including periods when personnel may be attached to the Regular Army or reserve of any Service, whether paid or unpaid. Personnel will wear such awards in the State order of precedence after Federal and foreign awards. Under the provisions of 10 USC, Soldiers on active Federal service are authorized to accept, but not wear State or territory awards.

## **22–14. Categories of badges authorized for wear on Army uniforms**

See AR 670–1 for policy.

## **22–15. Marksmanship badges and tab**

- a. *Order of precedence.* The marksmanship badges authorized for wear on the Army uniform are listed below in order of precedence.
  - (1) Distinguished international shooter badge (see fig 22–18).
  - (2) Distinguished rifleman badge (see fig 22–19).

- (3) Distinguished pistol shot badge (see fig 22–20).
  - (4) National trophy match badge.
  - (5) Inter-Service competition badge.
  - (6) U.S. Army excellence in competition rifleman badge (see fig 22–21).
  - (7) U.S. Army excellence in competition pistol shot badge (see fig 22–22).
  - (8) Marksmanship qualification badges (expert, sharpshooter, and marksman) (see fig 22–23).
- 



**Figure 22–18. U.S. distinguished international shooter badge**

---



Figure 22–19. Distinguished rifleman badge

---




Figure 22–20. Distinguished pistol shot badge

---




Figure 22–21. U.S. Army excellence in competition rifleman badge

---




Figure 22–22. U.S. Army excellence in competition pistol shot badge

---



Marksman



Sharpshooter



Expert

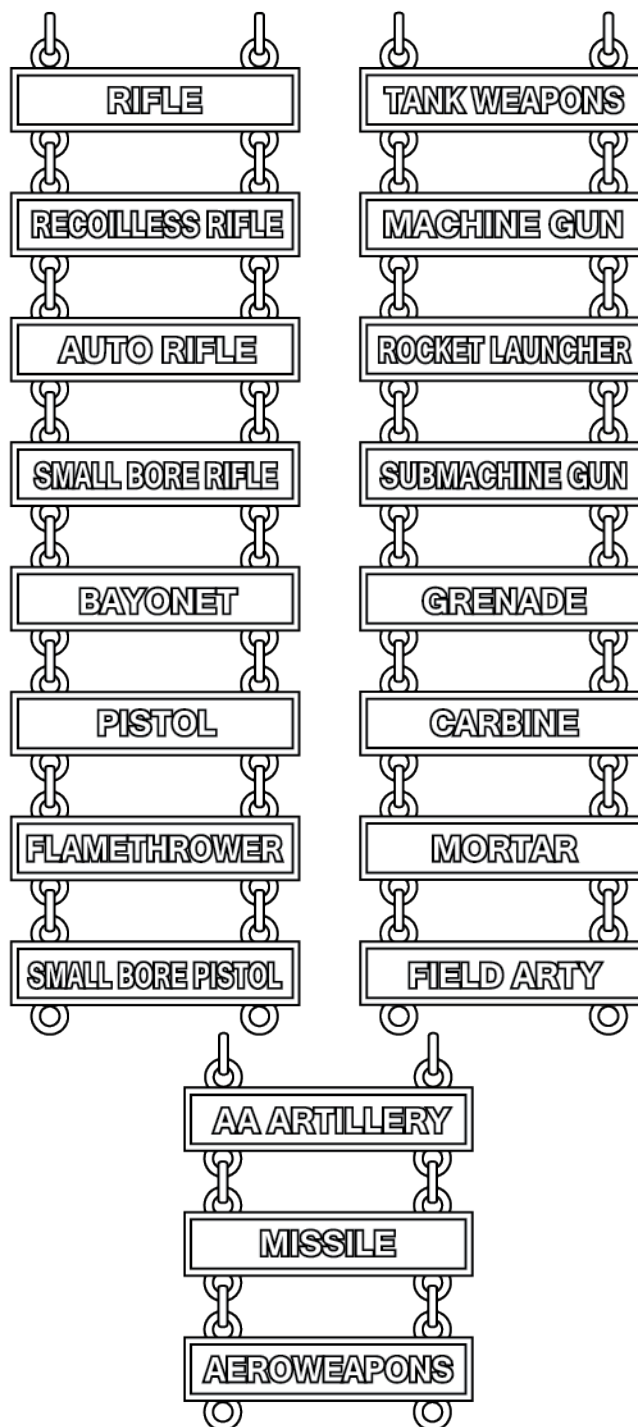


Figure 22–23. Marksmanship qualification badges



*b. Where worn.* Marksmanship badges are worn on the ASU and AGSU coats and ASU shirt. Female Soldiers may also wear marksmanship badges on the maternity tunic. Soldiers may wear marksmanship badges unless they fail to qualify in accordance with AR 350–1 or are exempt from qualification by Army regulations.

*c. How worn.* Marksmanship badges are worn in order of precedence from the wearer's right and to the left of any special skill badges that are worn. Soldiers may wear up to three marksmanship badges (total does not include marksmanship tabs). No more than three marksmanship qualification clasps may be worn on each marksmanship qualification badge (see para 22–16 for guidance on wearing marksmanship badges with special skill badges).

(1) *Army service uniform (male Soldiers).* Marksmanship badges are worn on the left breast pocket flap as described in paragraph 22–15d.

(2) *Army service uniform (female Soldiers).* Marksmanship badges are worn on the left side 1/4 inch below the bottom ribbon row or in a similar location if ribbons are not worn as described in paragraph 22–15d. Soldiers may adjust the placement of badges to conform to individual body shape difference.

(3) *Army green service uniform.* Marksmanship badges are worn on the left breast pocket flap as described in paragraph 22–15d.

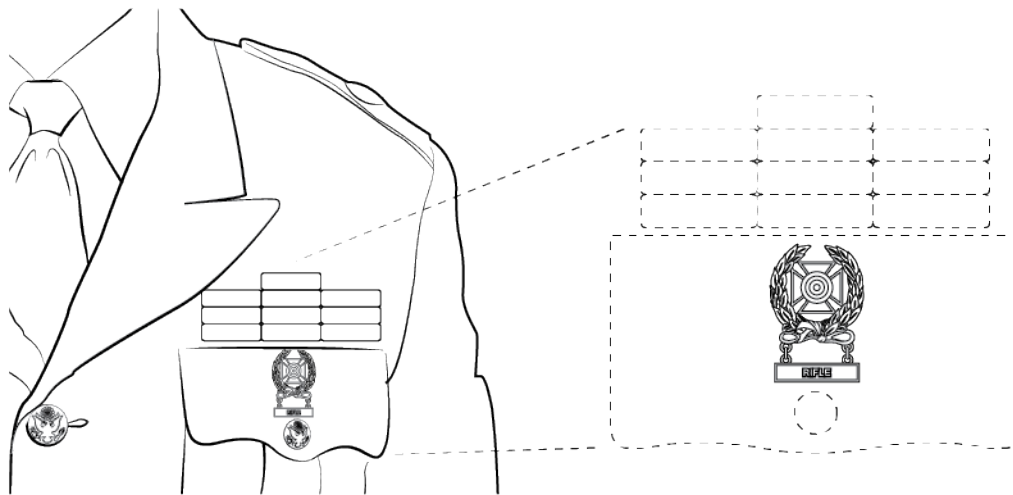
*d. Placement.* The placement of badges when one or more marksmanship badges are worn or when special skill badges are worn with marksmanship badges is as follows:

(1) *One badge.*

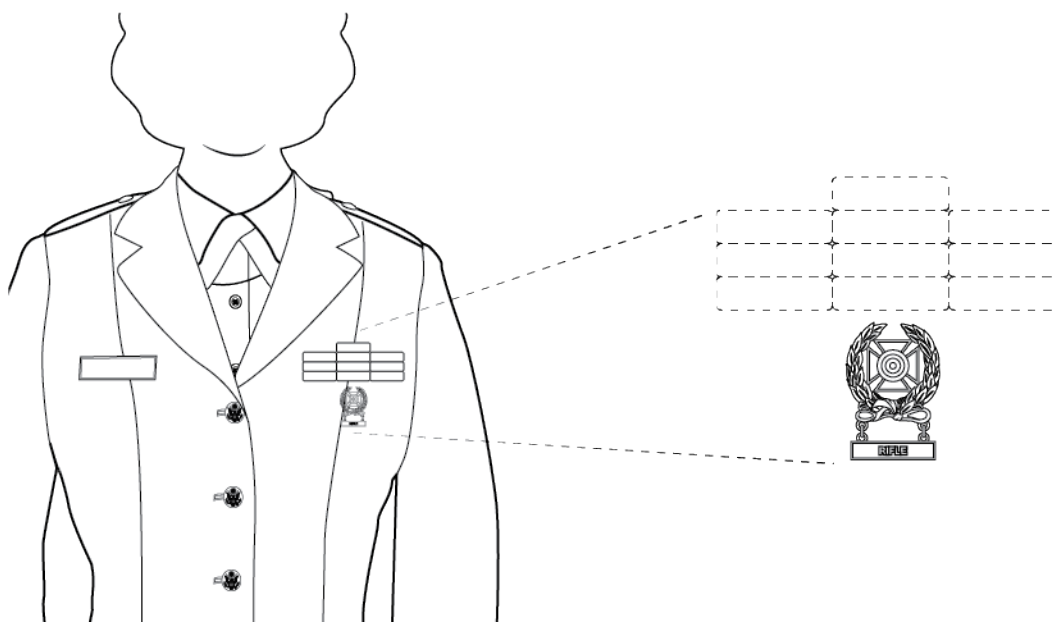
(a) *Army service uniform (male Soldiers).* Male Soldiers wear one badge centered horizontally on the left breast pocket flap with the upper portion of the badge approximately 1/8 inch below the top of the pocket (see fig 22–24).

(b) *Army service uniform (female Soldiers).* Female Soldiers wear one badge on the left side centered below the ribbons, with the upper portion of the badge 1/4 inch below the ribbon bar or in a similar location if ribbons are not worn (see fig 22–25).

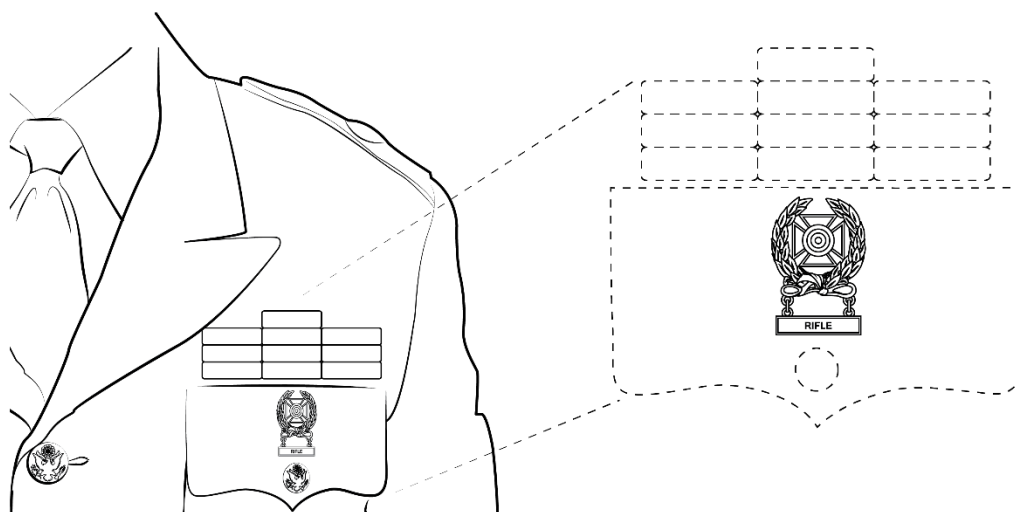
(c) *Army green service uniform.* Soldiers wear one badge centered horizontally on the left breast pocket flap with the upper portion of the badge approximately 1/8 inch below the top of the pocket (see fig 22–26).



**Figure 22–24. Wearing one badge on the Army service uniform, male**



**Figure 22–25. Wearing one badge on the Army service uniform, female**



**Figure 22–26. Wearing one badge on the Army green service uniform**

(2) *Two badges.* Special skill badges are worn to the wearer's right of the marksmanship badges.

(a) *Army service uniform (male Soldiers).* Male Soldiers wear two badges equally spaced on the left breast pocket flap from left to right with the upper portion of the badges approximately 1/8 inch below the top of the pocket with at least 1 inch between badges (see fig 22–27).

(b) *Army service uniform (female Soldiers).* Female Soldiers wear two badges with the upper portion of the badges 1/4 inch below the ribbon bar, or in a similar location if ribbons are not worn, with at least 1 inch between badges (see fig 22–28).

(c) *Army green service uniform.* Soldiers wear two badges equally spaced on the left breast pocket flap from left to right with the upper portion of the badges approximately 1/8 inch below the top of the pocket with at least 1 inch between badges (see fig 22–29).

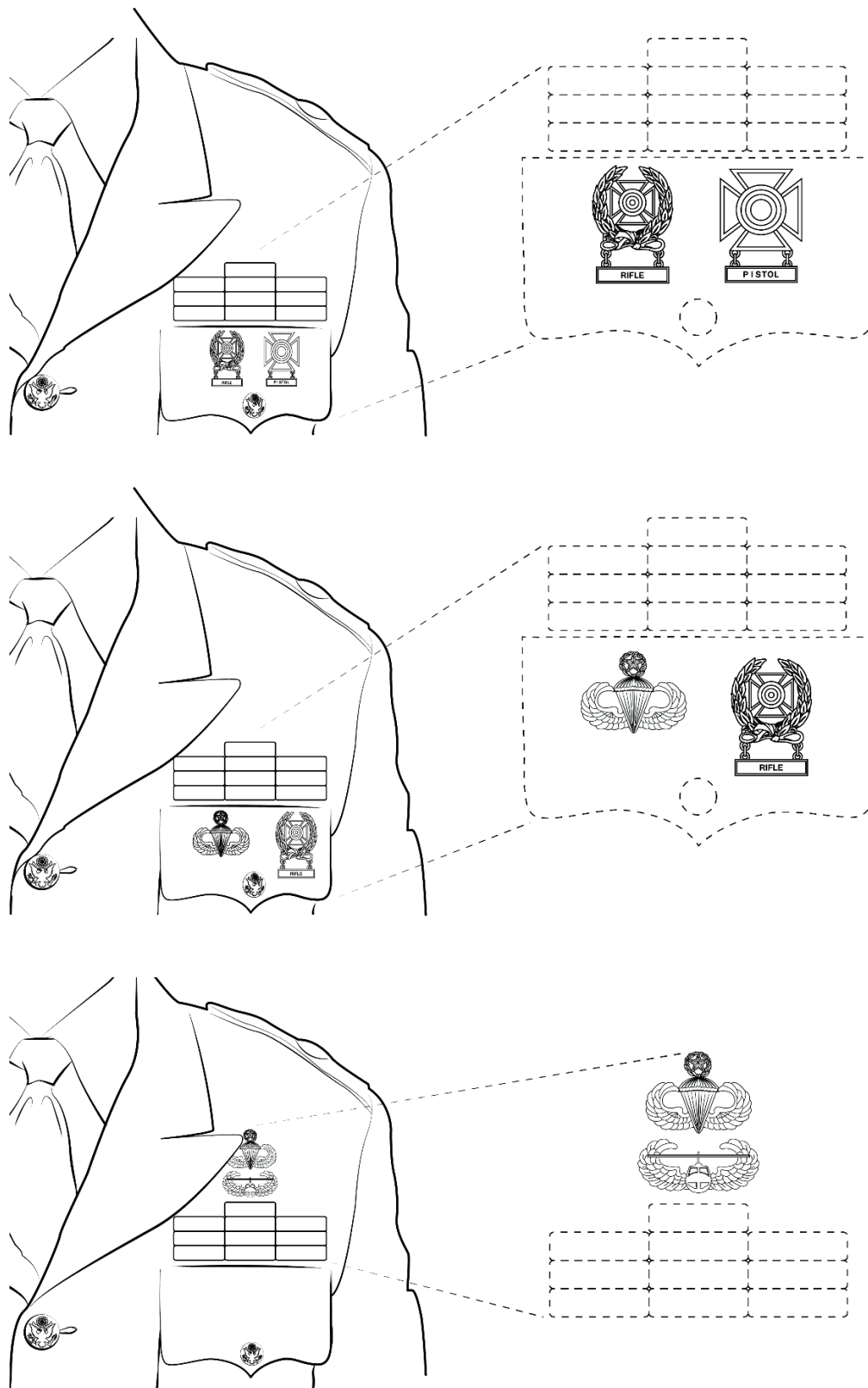
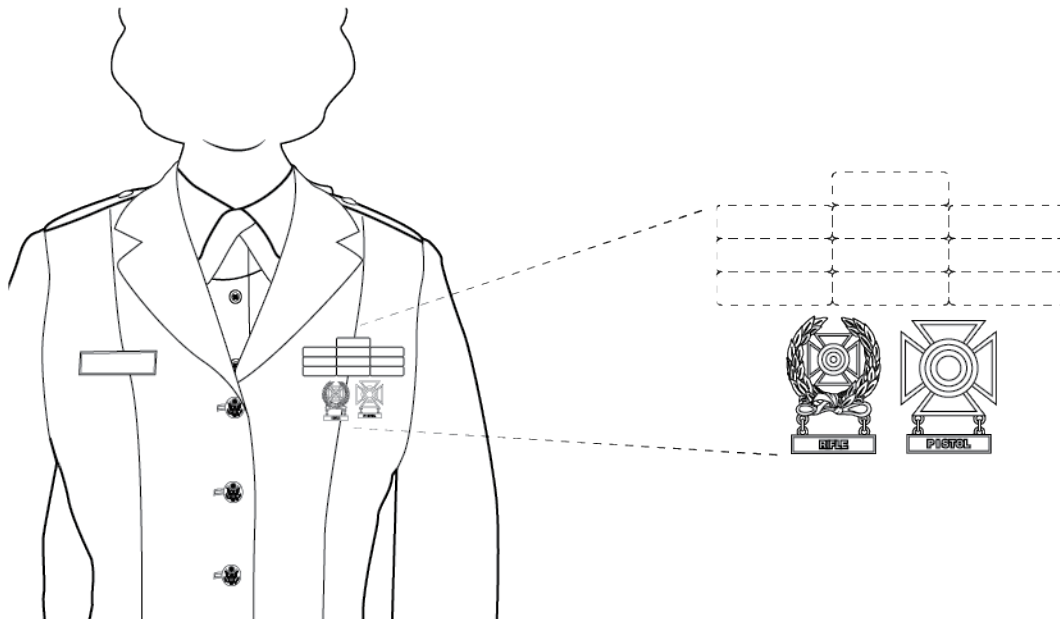


Figure 22–27. Wearing two badges on the Army service uniform, male, variations



**Figure 22–28. Wearing two badges on the Army service uniform, female**

---

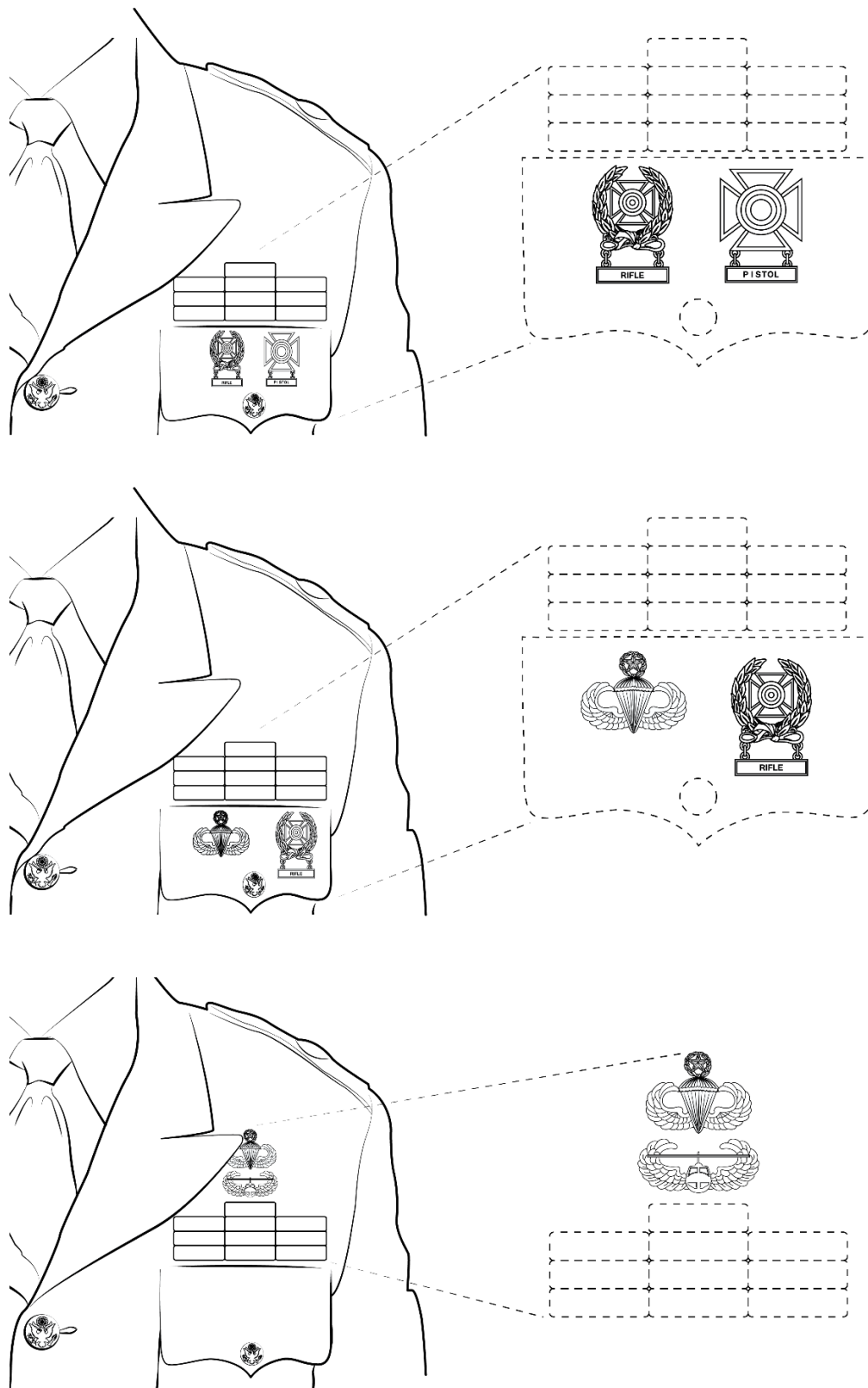


Figure 22–29. Wearing two badges on the Army green service uniform, variations

(3) *Three badges.*

(a) *Army service uniform (male Soldiers).* Male Soldiers wear three badges equally spaced on the left breast pocket flap approximately 1/8 inch below the top of the pocket (see fig 22–30). Male Soldiers will wear marksmanship badges that have attaching devices at the top of the badge, such as the excellence in competition rifleman badge, in this manner.

(b) *Army service uniform (female Soldiers).* Female Soldiers wear three badges with the upper portion of the badges 1/4 inch below the ribbon bar or in a similar location if ribbons are not worn and spaced an equal distance apart (see fig 22–31).

(c) *Army green service uniform.* Soldiers wear three badges equally spaced on the left breast pocket flap approximately 1/8 inch below the top of the pocket (see fig 22–32). Soldiers will wear marksmanship badges that have attaching devices at the top of the badge, such as the excellence in competition rifleman badge, in this manner.

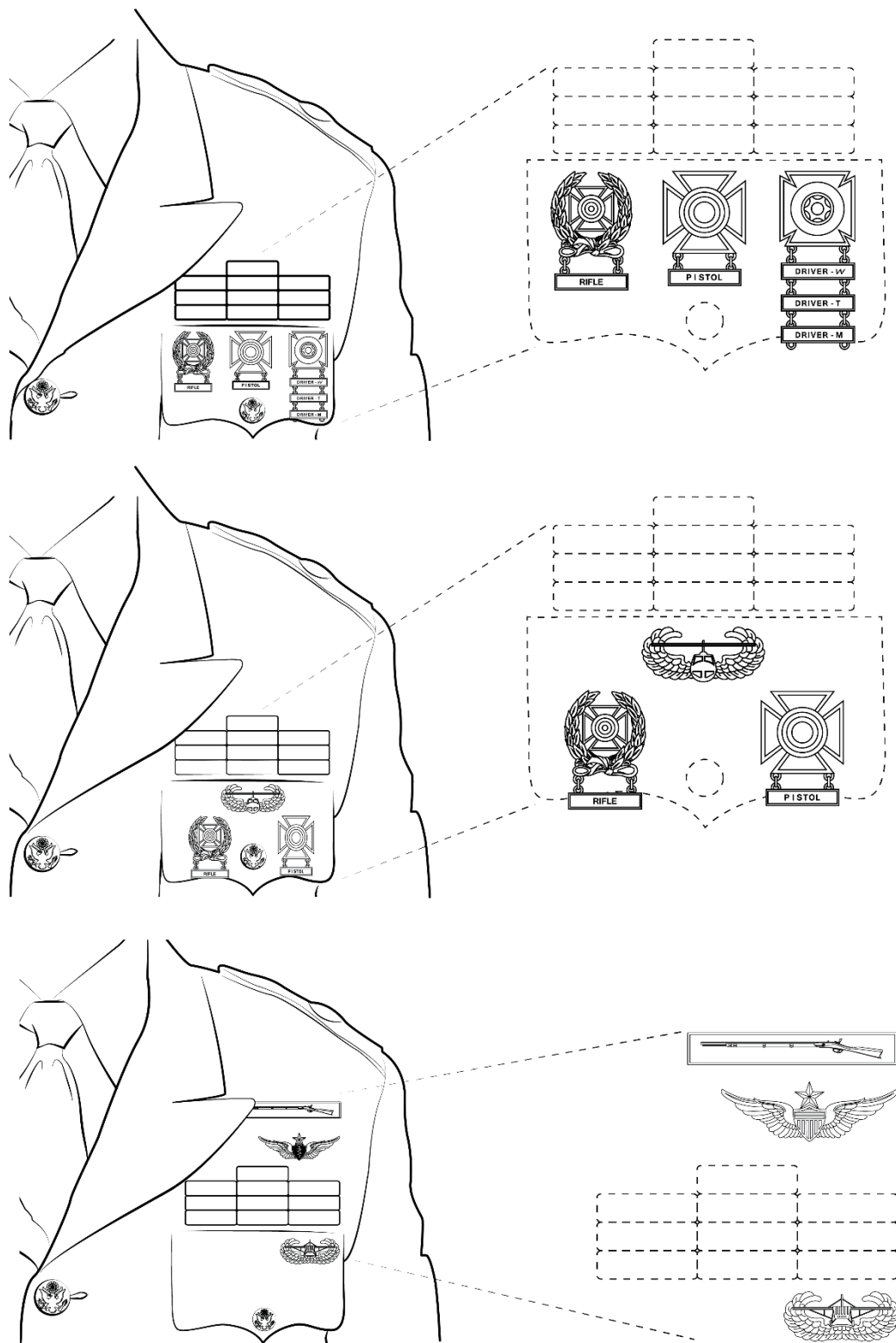


Figure 22–30. Wearing three badges on the Army service uniform, male, variations



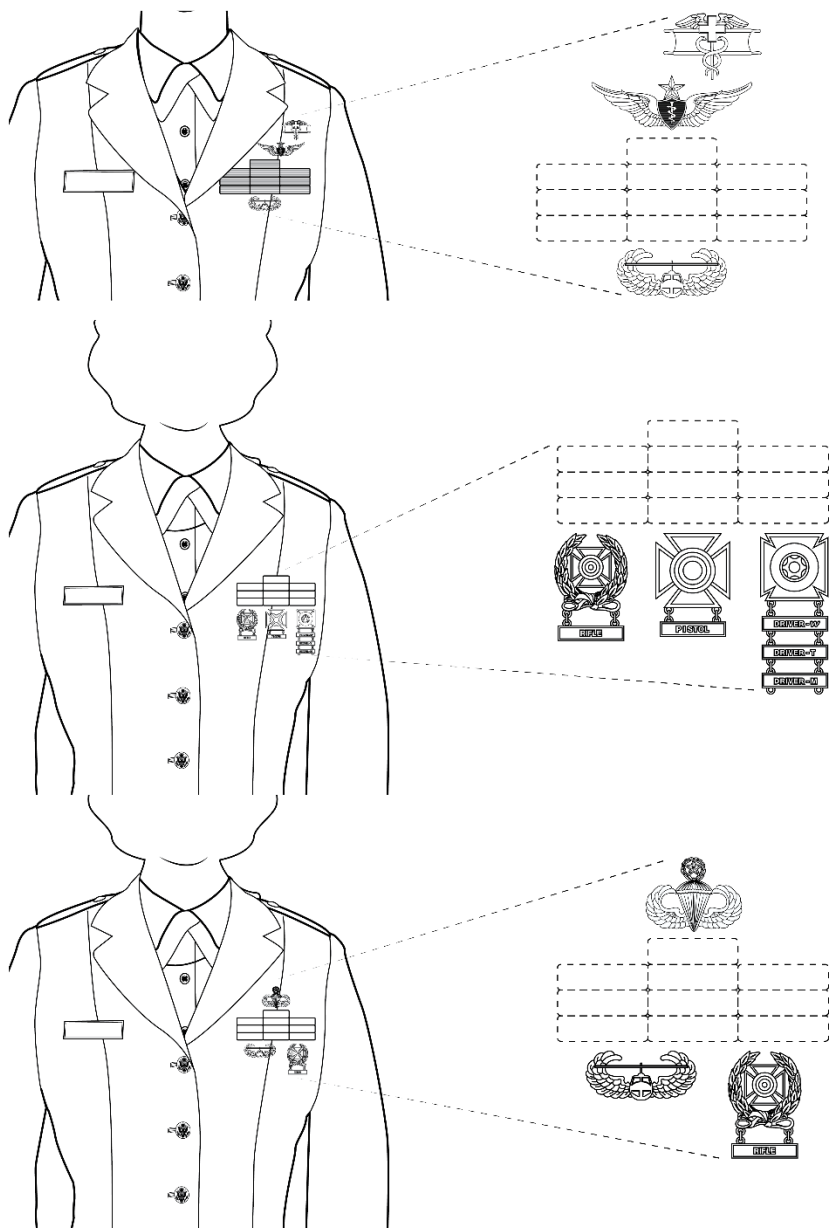


Figure 22–31. Wearing three badges on the Army service uniform, female, variations

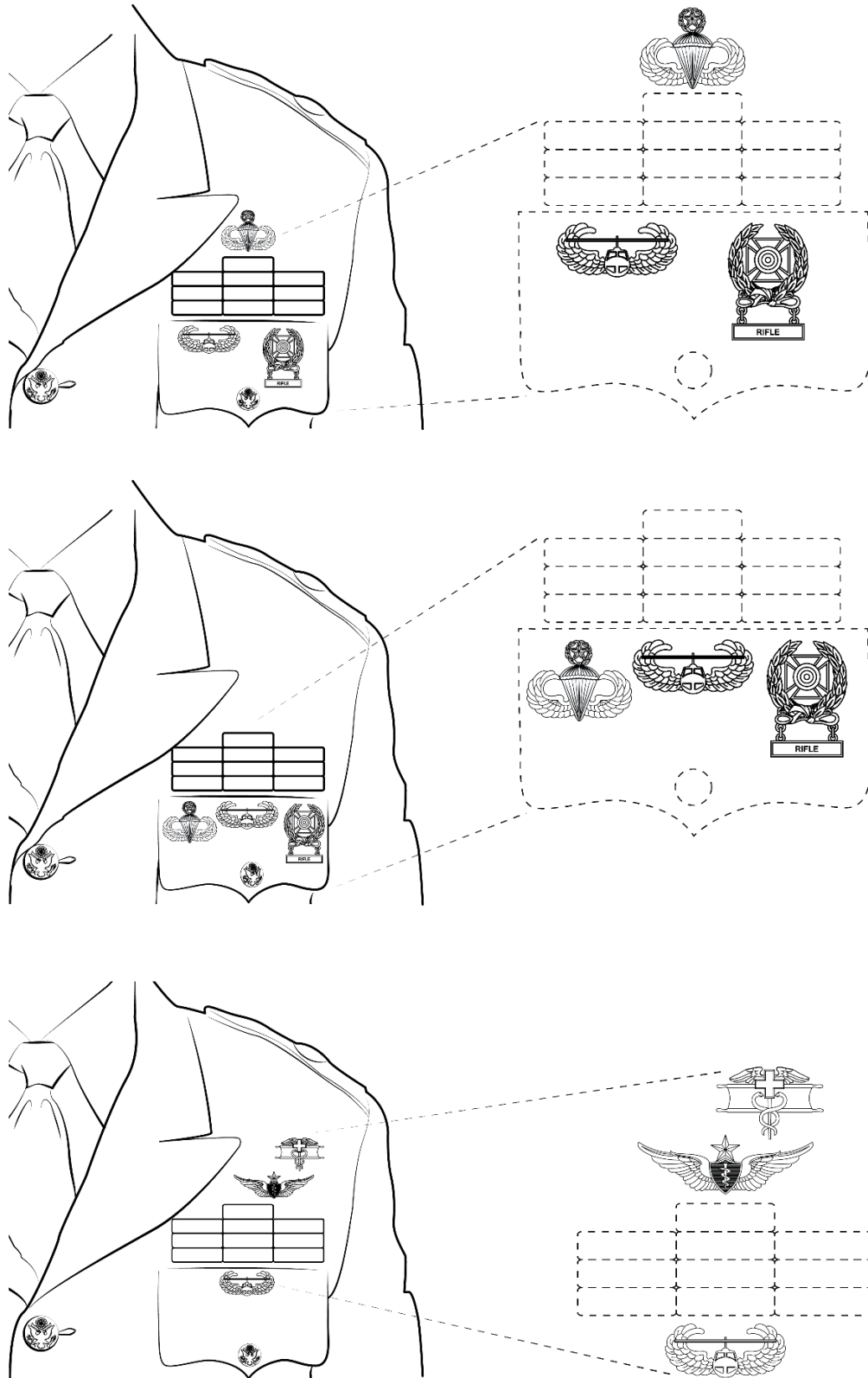


Figure 22–32. Wearing three badges on the Army green service uniform, variations

(4) *Three badges: one special skill and two marksmanship badges (male Soldiers only).* When no marksmanship badges are worn that have devices attached at the top, male Soldiers have the option of wearing the special skill badge centered horizontally on the pocket flap with the upper portion of the badge approximately 1/8 inch below the top of the pocket. Each marksmanship badge is centered between the button and the left or right side of the pocket with the bottom of the badges (not the clasp holder or clasps) adjacent to the bottom of the pocket flap (see fig 22–30).

(5) *Three badges: one special skill and two marksmanship badges (Army green service uniform).* When no marksmanship badges are worn that have devices attached at the top, Soldiers have the option of wearing the special skill badge centered horizontally on the pocket flap with the upper portion of the badge approximately 1/8 inch below the top of the pocket. Each marksmanship badge is centered between the button and the left or right side of the pocket with the bottom of the badges (not the clasp holder or clasps) adjacent to the bottom of the pocket flap (see fig 22–32).

*e. President's Hundred tab (rifle or pistol).*

(1) *Description.* The President's Hundred tab is a marksmanship tab. It is a full-color tab of yellow cloth, 4–1/4 inches long and 5/8 inch high, with the words "President's Hundred" centered in 1/4-inch high green letters (see fig 22–33). The subdued tab is identical in shape to the full-color tab, but the background is bagby green for OCP and the words "President's Hundred" are in black letters. The President's Hundred full-sized metal replica is 2 inches wide with the same coloring as the full-color tab.

(2) *How worn.*

(a) The unsubdued full-sized President's Hundred tab is centered both vertically and horizontally 1/4 inch above the SSI on the left sleeve of the AGSU.

(b) The subdued full-sized President's Hundred tab is centered both vertically and horizontally 1/4 inch above the SSI on the left sleeve of the combat uniform and ECWCS. If special skill tabs are worn, the President's Hundred tab is a marksmanship tab and is worn 1/8 inch below the lowest special skill tab. The full-sized President's Hundred metal tab replica is worn on the ASU coat, service uniform shirt, and on the maternity tunic (female Soldiers only), as described in paragraph 22–16b(3)(g). The President's Hundred tab has a higher precedence than the marksmanship badges listed in paragraph 22–15a, but has a lower precedence than any combat or special skill badges or tabs listed in paragraph 22–16. The miniature President's Hundred metal tab replica is worn on the mess and evening mess uniforms as described in paragraph 22–16c.

(3) *Brassard.* The President's Hundred bronze metallic brassard is not authorized for wear on the Army uniform.



**Figure 22–33. President's Hundred tab**

---

## **22–16. Combat and special skill badges and tabs**

*a. Order of group precedence.* The order of group precedence for combat and special skill badges authorized for wear on the Army uniform is as follows:

(1) *Group 1.* Combat infantryman badges (three awards) (see fig 22–34), combat medical badges (three awards) (see fig 22–35); and combat action badge (see fig 22–36).

(2) *Group 2.* Expert infantryman badge (see fig 22–37); expert field medical badge (see fig 22–38); and expert Soldier badge (see fig 22–39).

(3) *Group 3.* Army astronaut device (worn attached to any aviation badge or Army space badge) (see fig 22–40); Army aviator badges (three degrees) (see fig 22–41); flight surgeon badges (three degrees) (see fig 22–42); aviation badges (three degrees) (see fig 22–43); EOD badges (three degrees) (see fig 22–44); and parachute rigger badge (see fig 22–45).

(4) *Group 4.* Glider badge (rescinded) (see fig 22–46); parachutist badges (three degrees) (see fig 22–47); parachutist badges with combat jump device (four degrees) (see fig 22–48); pathfinder badge (see fig 22–49); military freefall parachutist badges (two degrees) (see fig 22–50); military freefall parachutist badges with combat jump device; air assault badge (see fig 22–51); diver badges (six badges) (see fig 22–52); space badges (three degrees) (see fig 22–53); and Ranger, Special Forces, and Sapper tab metal replicas (see figs 22–54 through 22–56).

(5) *Group 5.* Driver and mechanic badge (see fig 22–57) and marksmanship badges (see figs 22–18 through 22–23).

(6) *Group 6.* Physical fitness badge. The physical fitness badge is authorized for wear only on the APFU (see fig 22–58).

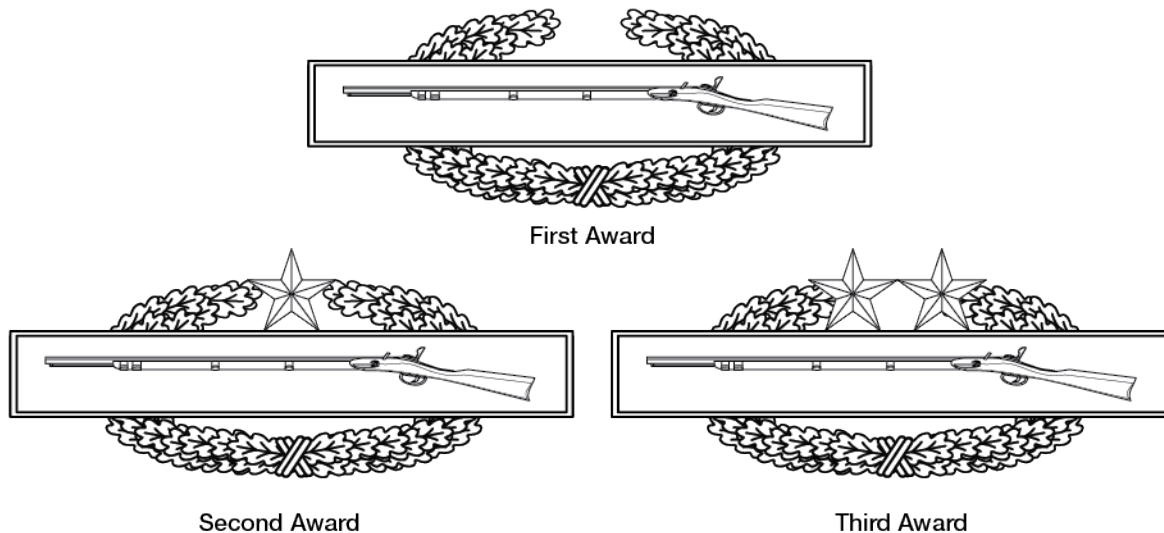


Figure 22–34. Combat infantryman badges

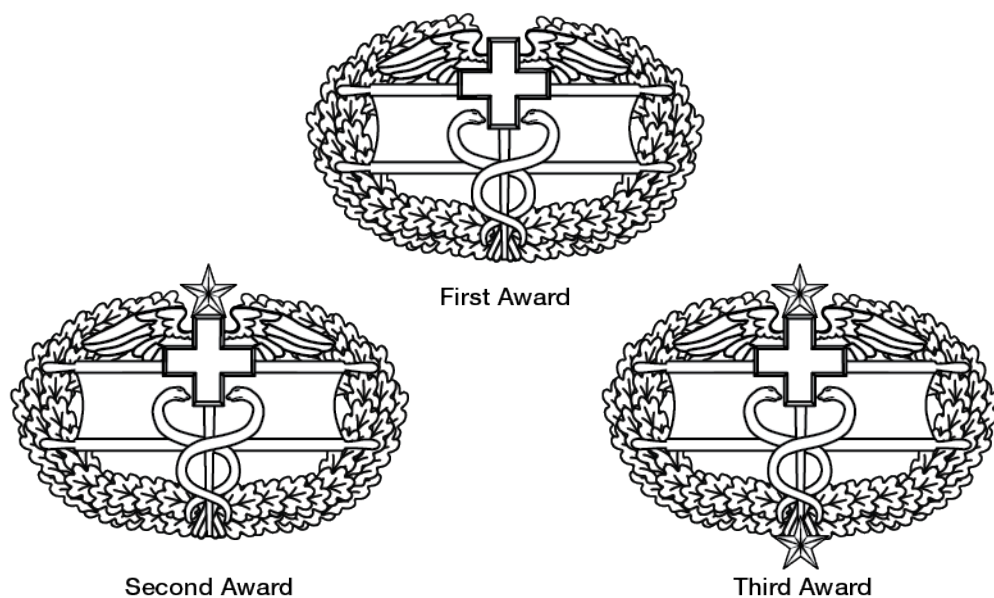


Figure 22–35. Combat medical badges

---

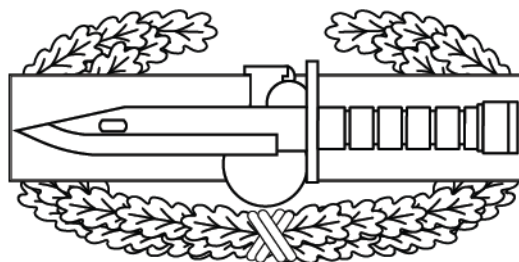
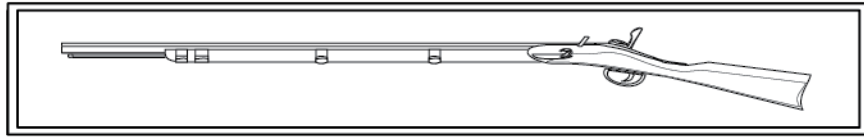


Figure 22–36. Combat action badge

---



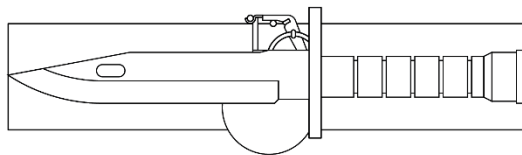
**Figure 22–37. Expert infantryman badge**

---



**Figure 22–38. Expert field medical badge**

---



**Figure 22–39. Expert Soldier badge**

---

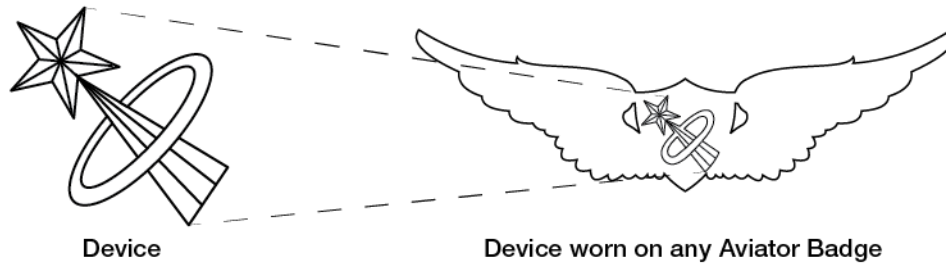


Figure 22–40. Army astronaut device

---

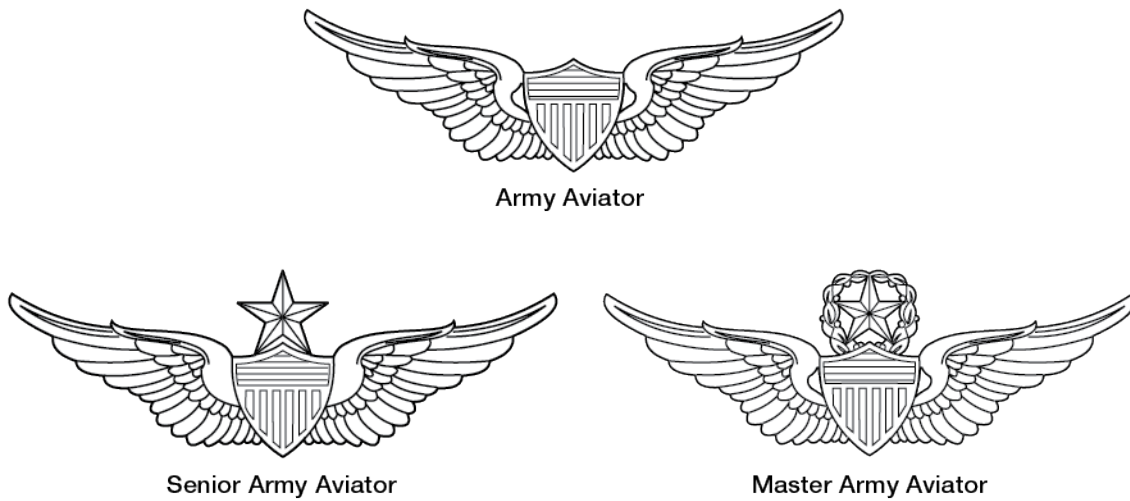


Figure 22–41. Army aviator badges

---

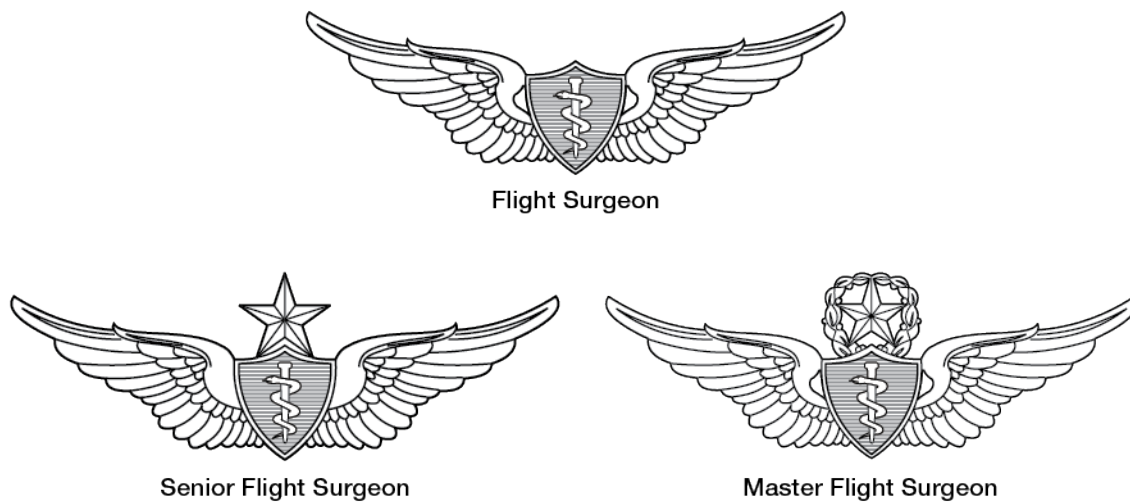


Figure 22–42. Flight surgeon badges

---

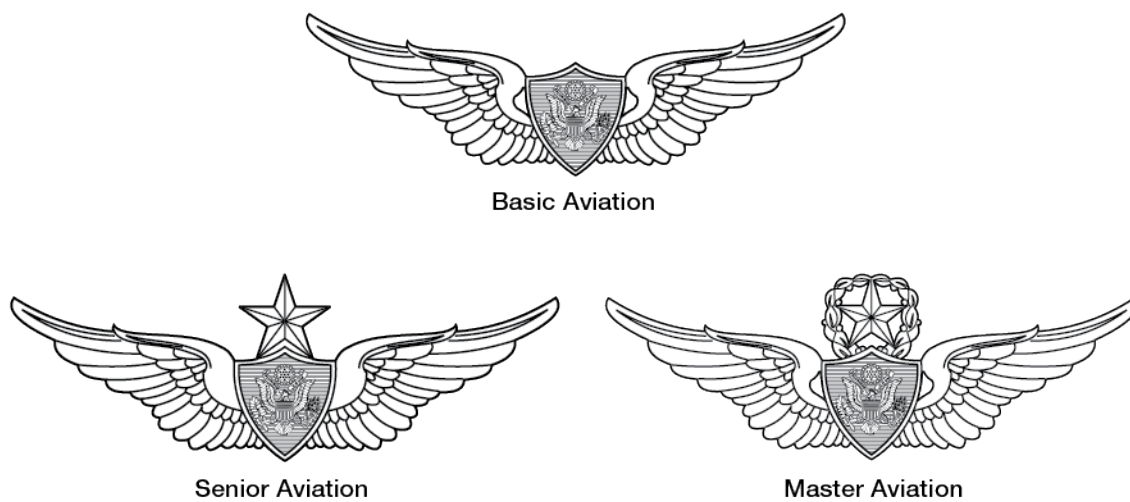


Figure 22–43. Aviation badges

---



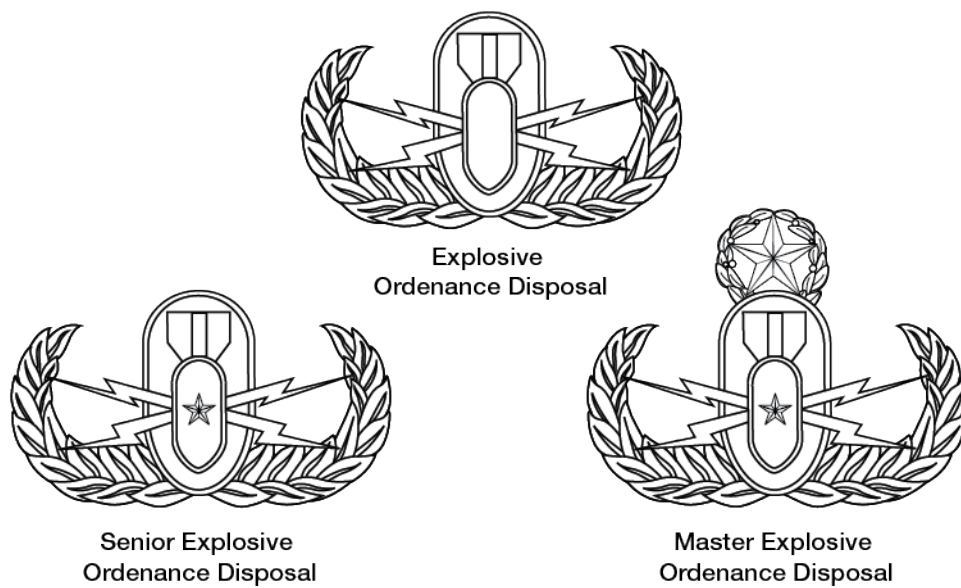


Figure 22–44. Explosive ordnance disposal badges

---



Figure 22–45. Parachute rigger badge

---



**Figure 22–46. Glider badge**

---



**Figure 22–47. Parachutist badges**

---

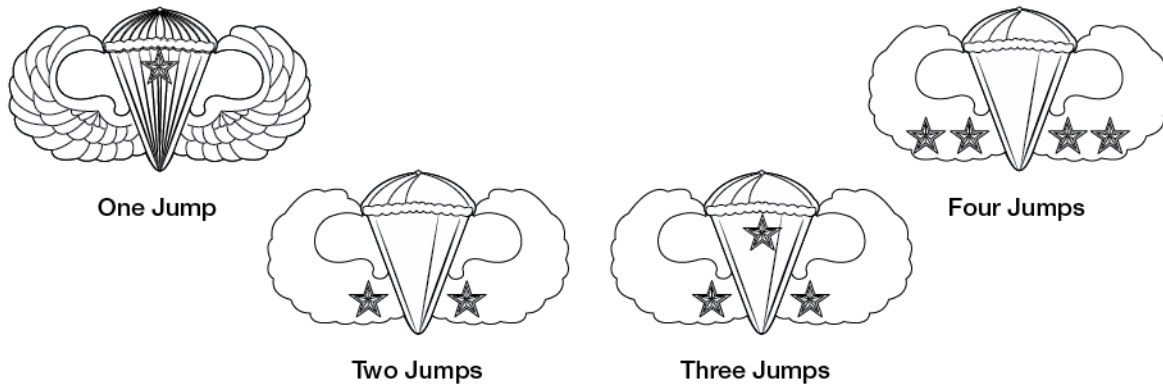


Figure 22-48. Parachutist badges with combat jump device

---

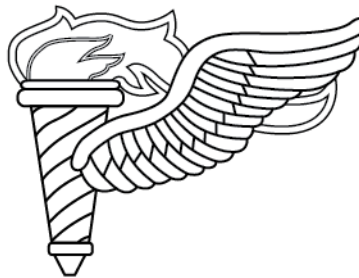


Figure 22-49. Pathfinder badge

---




Figure 22–50. Military freefall parachutist badges

---


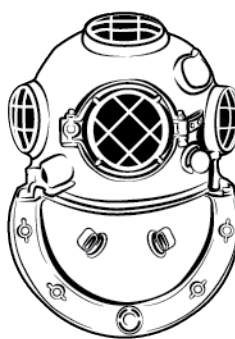


Figure 22–51. Air assault badge

---




Salvage Diver



Second Class Diver



First Class Diver



Master Diver



Special Operations Diver



Special Operations  
Diving Supervisor

Figure 22–52. Diver badges

---

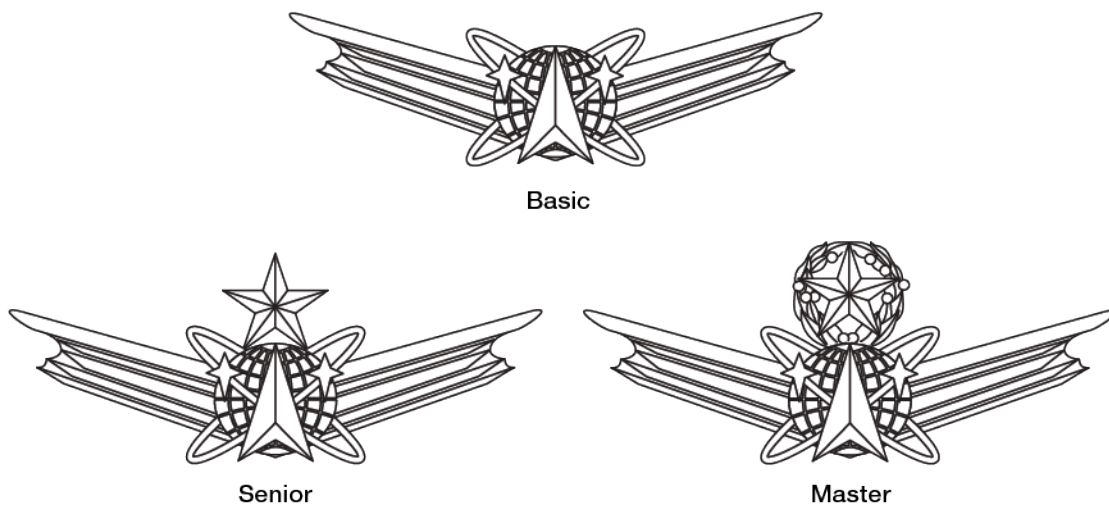


Figure 22–53. Space badges

---



Figure 22–54. Ranger tab

---



Figure 22–55. Special Forces tab

---



Figure 22–56. Sapper tab

---

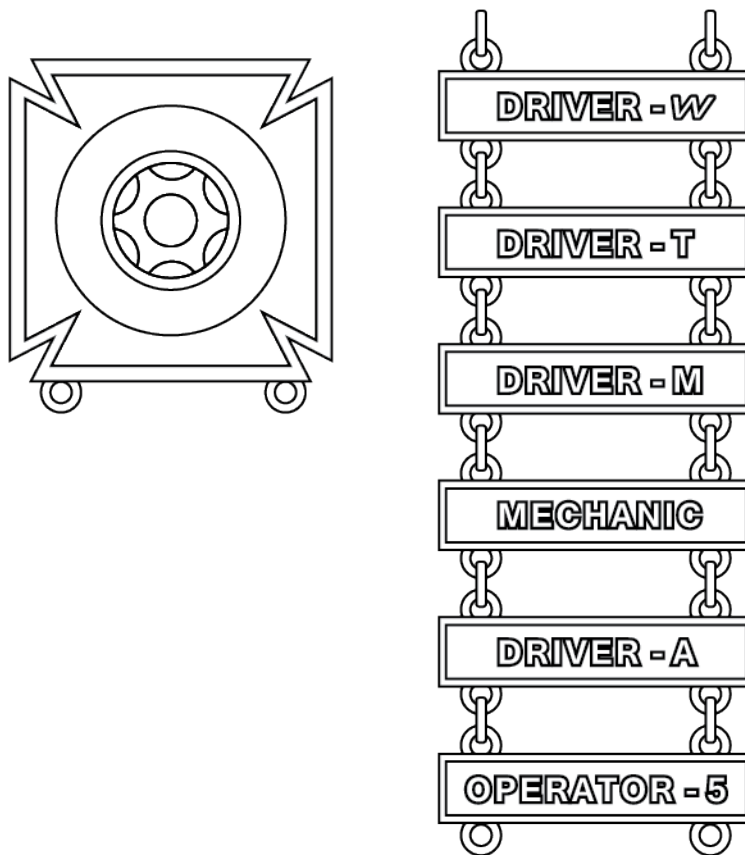


Figure 22–57. Driver and mechanic badges and clasps

---





Figure 22–58. Physical fitness badge

---

*b. Wear of nonsubdued combat and special skill badges and special skill tab metal replicas.*

(1) *Army service uniform.* Nonsubdued combat and special skill badges are worn on the ASU coat, service uniform shirt, and on the Army maternity tunic (female Soldiers only). A total of six badges are authorized for wear at one time (see figs 22–59 and 22–60). This total does not include special skill tab metal replicas, but does include any marksmanship badges worn (see paras 22–7 and 22–16c for guidance when wearing full-sized and miniature medals).

(2) *Army green service uniform.* Nonsubdued combat and special skill badges are worn on the AGSU coat and on the AGSU–M tunic. A total of four badges are authorized for wear at one time (see fig 22–61), to include any marksmanship badges worn (see para 22–7 for guidance when wearing full-sized medals). Special skill tab metal replicas are not authorized for wear on the AGSU. On the AGSU, all Soldiers will follow the wear guidance of the male Soldiers in paragraphs 22–16b(3)(a) through 22–16b(3)(f) (see fig 22–61).

(3) *How worn.*

(a) Personnel may only wear one combat or special skill badges from either group 1 or group 2 above the ribbons, above the top of the pocket, or in a similar location for uniforms without pockets. Soldiers may wear up to three badges from groups 3, 4, and 5 above the ribbons, above the top of the pocket, or in a similar location for uniforms without pockets. One badge from either group 1 or group 2 may be worn with badges from groups 3, 4, and 5, provided that the total number of badges worn above the ribbons, above the top of the pocket, or in a similar location for uniforms without pockets does not exceed three. The driver and mechanic badge is not authorized for wear above the ribbons, above the top of the pocket, or in a similar location for uniforms without pockets.

(b) Only three badges from groups 3, 4, or 5, to include marksmanship badges, can be worn below the ribbons on the pocket flap, or in a similar location for uniforms without pockets, at one time (see para 22–15d(3) for wear of badges below the ribbons on the pocket flap or in a similar location for uniforms without pockets). Badges from groups 1 and 2 are not authorized for wear below the ribbons on the pocket flap or in a similar location for uniforms without pockets. Personnel will wear the driver and mechanic badge only on the wearer’s left pocket flap or in a similar location on uniforms without pockets. Personnel may not attach more than three clasps to the driver and mechanic badge.

(c) The order of precedence for combat and special skill badges are established only by group. There is no precedence for combat or special skill badges within the same group. For example, personnel who are authorized to wear the parachutist and air assault badges may determine the order of wear between those two badges.

(d) Personnel wear badges 1/4 inch above the ribbons or above the top of the pocket or in a similar location for uniforms without pockets. Badges are worn one above the other in order of group precedence from top to bottom with 1/2 inch between badges. Badges are worn below the ribbons on the pocket flap or in a similar location for uniforms without pockets, as described in paragraphs 22–15c and 22–15d. When worn together, the badges with airborne back-ground trimming are considered a single item for placement and measurement is from the edge of the trimming (or

top of the star and wreath for senior and master parachutist badges, which project slightly above the trimming). In those instances where the service/dress coat lapel obscures the badges, personnel may wear the badges (or airborne background trimming, if worn beneath the badge) aligned with the left edge of the ribbons or medals (see figs 22–30 through 22–32).

(e) Personnel may wear up to three badges above the ribbons or pocket flap or in a similar location for uniforms without pockets (see figs 22–30 through 22–32 and 22–60 through 22–62).

(f) Wear of commercial, mirror-like finish combat and special skill badges is authorized on service and dress uniforms. However, Soldiers may not mix these badges with combat and special skill badges that do not have the mirror-like finish.

(g) Special skill tab metal replicas may be worn with other special skill badges or marksmanship badges or tab on the pocket flap. Male Soldiers will wear the special skill tab metal replicas and President's Hundred tab 1/8 inch below the top of the pocket equally spaced with other badges and tabs and between the left and right side of the pocket flap. Female Soldiers wear special skill tab metal replicas and President's Hundred tab with the upper portion of the tab 1/4 inch below the ribbon bar equally spaced under the ribbon bar or in a similar location if ribbons are not worn. Soldiers may wear special skill badges or marksmanship badges 1/4 inch below lowest portion of the metal tab replicas only if the Soldier has more than three combined special skill tab metal replicas, special skill badges, or marksmanship badges or tabs worn on the pocket flap, or in a similar location for uniforms without pockets. Any special skill badges worn under metal tab replicas on the pocket flap will be worn in order of precedence by group from the wearer's right to left. Special skill tab metal replicas may not be worn one on top of another (stacked) and special skill tab metal replicas may not be worn above the ribbons (see para 22–16e for further wear guidance of special skill tabs and fig 22–63 for wear of special skill tab metal replicas with other badges on the pocket flap).

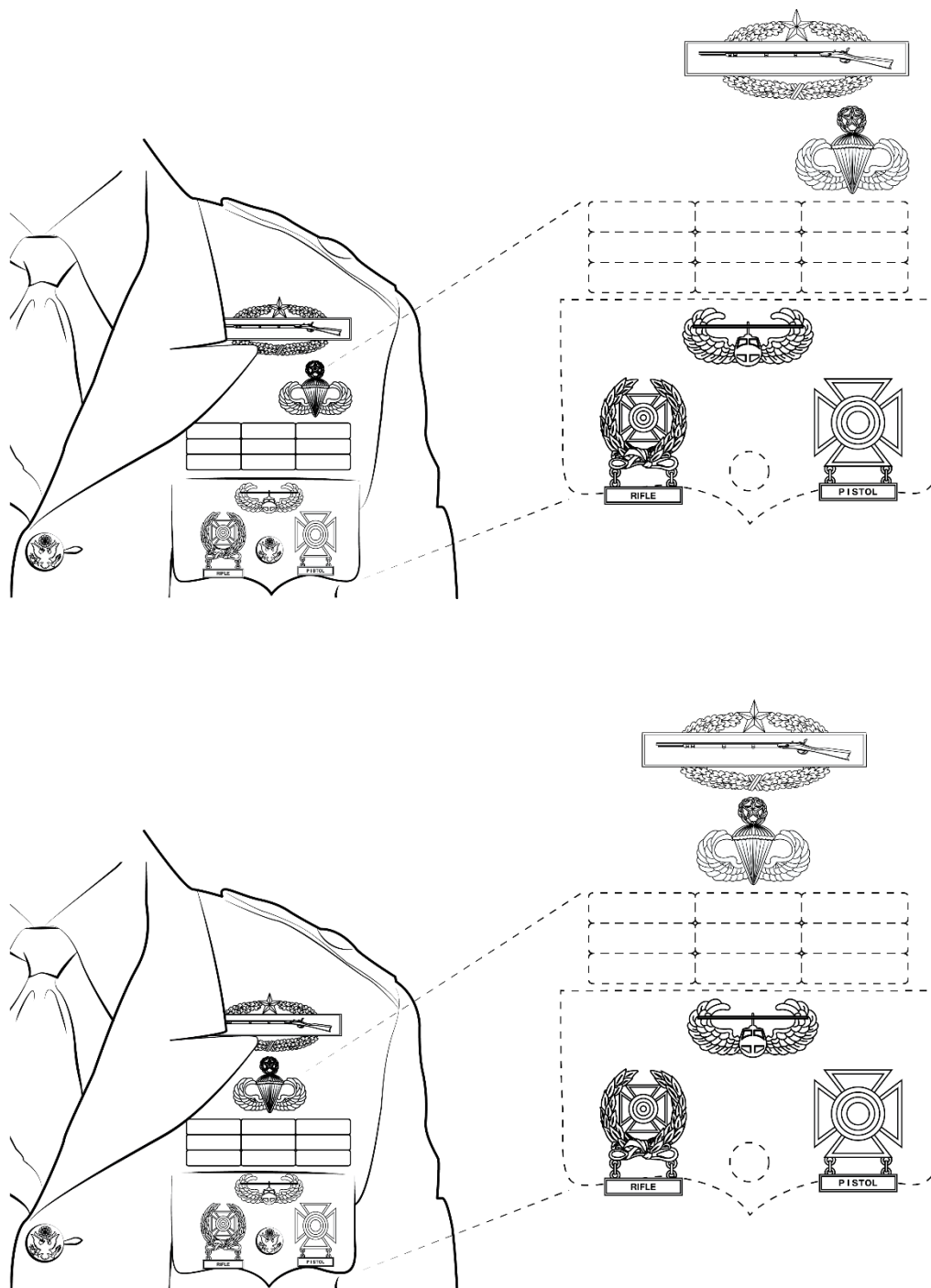
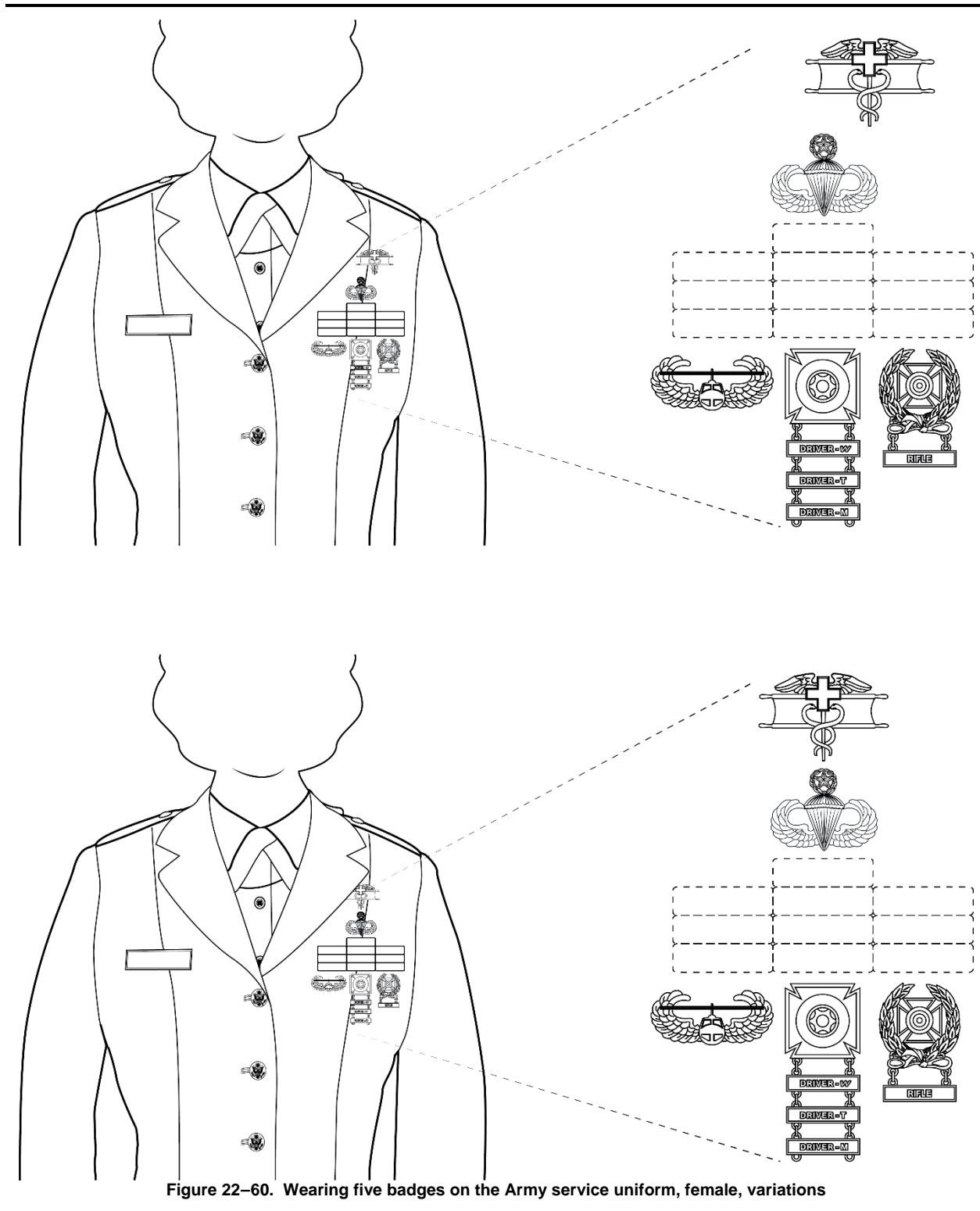
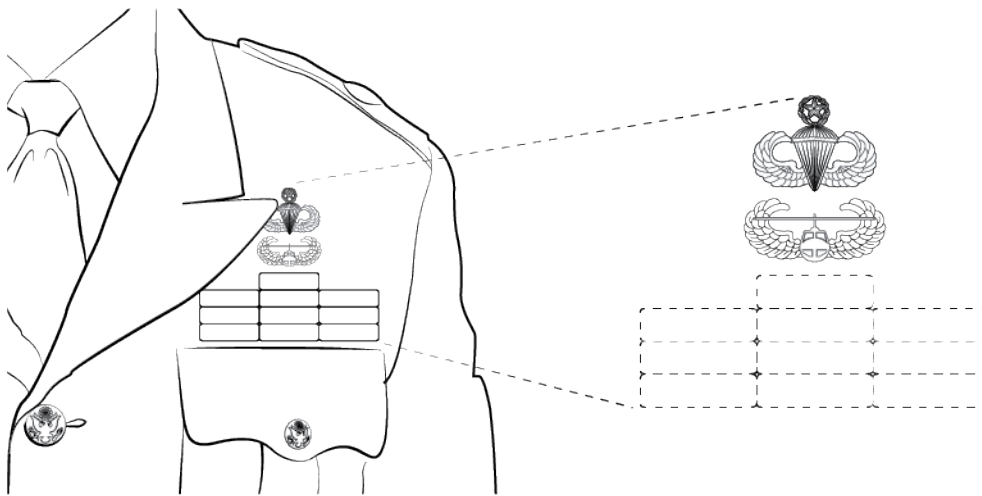


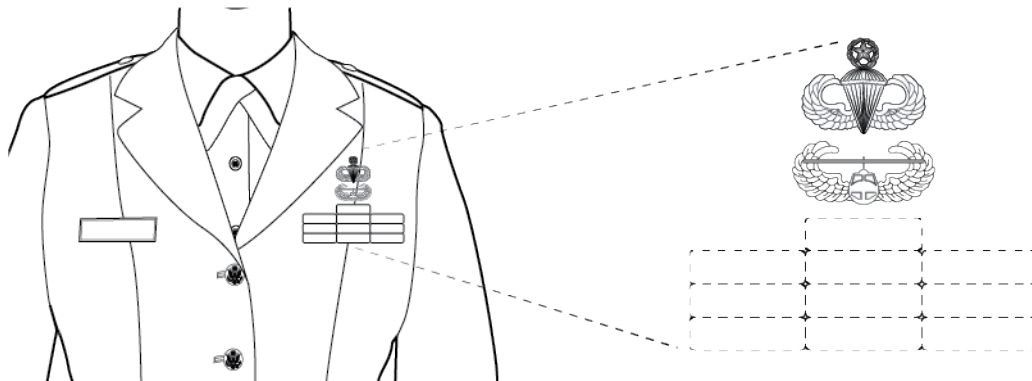
Figure 22–59. Wearing five badges on the Army service uniform, male, variations






**Figure 22–61. Wearing special skill badges above ribbons on the male Army service uniform and Army green service uniform**

---



**Figure 22–62. Wearing special skill badges above ribbons, female**

---



**Figure 22-63. Wearing special skill tab metal replicas with other badges**

*c. Wear of nonsubdued dress miniature badges and miniature metal tab replicas.*

(1) Dress miniature combat and special skill badges and miniature metal tab replicas are worn on all mess and evening mess uniforms. Personnel may wear up to five combat and special skill badges or miniature metal tab replicas (or a combination). However, personnel may only wear one combat or special skill badge from either group 1 or group 2. When one badge or tab is worn, it is centered immediately above the miniature medals. When two badges or tabs are worn, they are placed side by side and centered immediately above the miniature medals. When three badges or tabs are worn, two are placed side by side and centered immediately above the medals and the third is centered 1/4 inch above the lower two badges or tabs. When four badges or tabs are worn, they are placed in stacks of two with the third and fourth badges or tabs centered side by side 1/4 inch above the lower two badges or tabs. When five badges or tabs are worn, the fifth will be worn centered 1/4 inch above the third and fourth badges or tabs. Badges and tabs are worn in order of group precedence from top to bottom and the wearer's right to left. Badges will not extend beyond the lapel (see fig 22-64).

(2) Personnel may wear dress miniature combat and special skill badges and miniature metal tab replicas on the service uniform shirt of the Class B uniform in the same manner as full-sized combat and special skill badges. However, they may not mix dress miniature combat and special skill badges with full-sized or miniature combat and special skill badges. The combat infantryman badge and expert infantryman badge are the only badges available in three sizes (full-sized, miniature, and dress miniature). The miniature size of these two badges may be worn on the service uniform shirt or coat when space does not allow to wear the full-sized badge properly or if it is obstructed from view (by the collar).

(3) Miniature badges and miniature metal tab replicas are not authorized for wear on the AGSU.

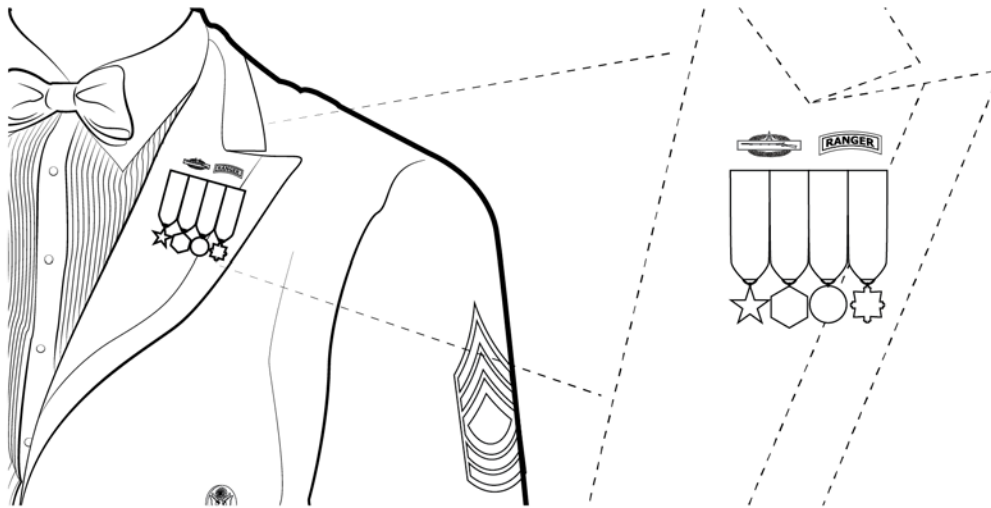


Figure 22–64. Wearing metal tab replicas on Army mess uniforms

*d. Wear of subdued full-sized combat and special skill badges on combat uniforms.*

(1) Subdued combat and special skill badges are worn on the combat uniform above the U.S. Army tape in order of group precedence from top to bottom and from the wearer's right to left. Badges may all be either sew-on or pin-on. Soldiers may only wear badges in a deployed or field environment if sewn on. Background material of sew-on badges is not included as part of the measurement for placement of badges.

(2) Personnel may wear up to five badges above the U.S. Army tape, provided that space allows for the badges on the individual's uniform. Personnel may only wear one combat or special skill badge from either group 1 or group 2. Soldiers may wear up to five badges from groups 3, 4, and 5. One badge from either group 1 or group 2 may be worn with badges from groups 3, 4, and 5, provided that the total number of badges on the combat uniform does not exceed five. The driver and mechanic badges are not authorized for wear on utility uniforms. One or more badges are worn as follows:

(a) When one badge is worn, it is centered 1/8 inch above the U.S. Army tape.

(b) When two badges are worn, they are centered 1/8 inch above the U.S. Army tape in a single vertical column with 1/4 inch between badges.

(c) When three badges are worn, they are centered 1/8 inch above the U.S. Army tape either in a single vertical column with 1/4 inch between badges; or two badges are worn side by side, 1/8 inch above and centered on the U.S. Army tape with 1/2 inch between badges horizontally, and the third badge is centered on the U.S. Army tape 1/4 inch above the lower two badges (see fig 22–65).

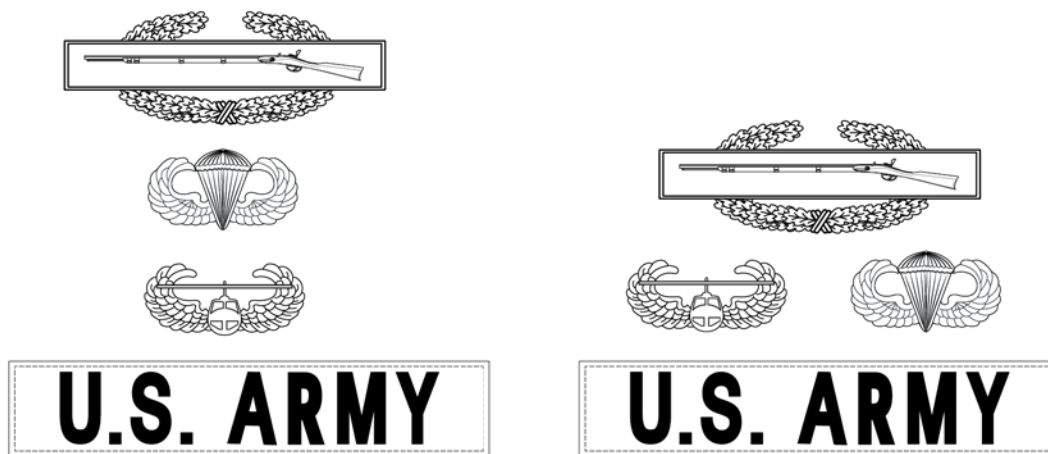


Figure 22-65. Wearing three subdued combat and special skill badges

(d) When four badges are worn, they are centered 1/8 inch above the U.S. Army tape and worn either vertically and side by side in stacks of two with 1/4 inch between badges vertically and 1/2 inch between badges horizontally; or two badges are worn side by side, 1/8 inch above and centered on the U.S. Army tape with 1/2 inch between badges horizontally, and the remaining two badges are centered on the U.S. Army tape and stacked vertically 1/4 inch above the lower two badges with 1/4 inch between badges. Badges stacked one on top of another are centered on each other with the smaller badge centered above or below (according to precedence) the larger badge. Vertical spacing is measured between the larger badges (see fig 22-66).




Figure 22-66. Wearing four subdued combat and special skill badges

(e) When five badges are worn, they are worn the same as four badges with the additional badge centered 1/4 inch above the top two badges (see fig 22-67).





**Figure 22-67. Wearing five subdued combat and special skill badges**

*e. Special skill tabs.*

(1) *Ranger tab.*

(a) *Full-sized, embroidered, full-color and subdued.* The full-color tab is 2-3/8 inches long and 11/16 inch wide with a 1/8-inch yellow border and the word “Ranger” inscribed in yellow letters, 5/16 inch high. The subdued tab is identical, except the background is bagby green for OCP and the word “Ranger” is in black letters (see fig 22-54).

(b) *Metal replicas, full dress and miniature.* The Ranger tab metal replica is available in two sizes: full and dress miniature. The full-sized version is approximately 1-5/32 inches wide. The dress miniature version is 13/16 inch wide.

(c) *Authorized wearers.* See AR 600-8-22 for authorization to wear the Ranger tab.

(2) *Special Forces tab.*

(a) *Full-sized, embroidered, full-color and subdued.* The full-color Special Forces tab is a teal blue arc, 3-1/4 inches wide and 11/16 inch high, with the designation “Special Forces” in yellow letters, 5/16 inch high. The subdued tab is identical in shape to the full-color tab, except the background is bagby green for OCP and the words “Special Forces” are in black letters (see fig 22-55).

(b) *Metal replicas, full dress and miniature.* The Special Forces tab metal replica is available in two sizes: full and dress miniature. The full-sized version is approximately 1-9/16 inches wide. The dress miniature version is 1 inch wide.

(c) *Authorized wearers.* See AR 600-8-22 for authorization to wear the Special Forces tab.

(3) *Sapper tab.*

(a) *Full size, embroidered, full-color and subdued.* The full-color Sapper tab is a red arc 2-3/8 inches long and 11/16 inch wide with a 1/8-inch red border and the word “Sapper” inscribed in white letters 5/16 inch high. The subdued tab is identical in shape to the full-color tab, except the background is bagby green for OCP and the word “Sapper” is in black letters (see fig 22-56).

(b) *Metal replicas, full dress and miniature.* The Sapper tab metal replica is available in two sizes: full and dress miniature. The full-sized version is approximately 1-5/32 inches wide. The dress miniature version is 13/16 inches wide.

(c) *Authorized wearers.* See AR 600-8-22 for authorization to wear the Sapper tab.

(4) *Order of group precedence.* For purposes of classification and wear policy, the Sapper, Ranger, and Special Forces tab metal replicas are classified as group 4 special skill badges.

*f. Wear of special skill tabs.*

(1) *Full-sized, subdued, embroidered.* A maximum of three tabs may be worn on the combat uniform or similar utility uniform. Special skill tabs will be centered both vertically and horizontally 1/4 inch above the SSI on the left sleeve of the combat uniform and ECWCS with 1/8 inch between tabs (see fig 22-68). On jackets without pocket flaps, special skill tabs are worn centered. The President’s Hundred tab is a marksmanship tab and is worn 1/8 inch

below the lowest special skill tab. The maximum of three tabs authorized on the combat uniform does not include tabs that are a part of the organization SSI (such as airborne or mountain tabs).



Figure 22-68. Wearing multiple special skill tabs on combat uniforms

(2) *Full-sized, nonsubdued, embroidered.* Two tabs of the Soldier's choosing may be sewn on the AGSU coat. The special skill tab will be centered both vertically and horizontally 1/4 inch above the SSI on the left sleeve of the AGSU coat (see fig 22-69). Soldiers are authorized two tabs in addition to a tab that is part of the organization SSI (such as airborne or mountain tabs).

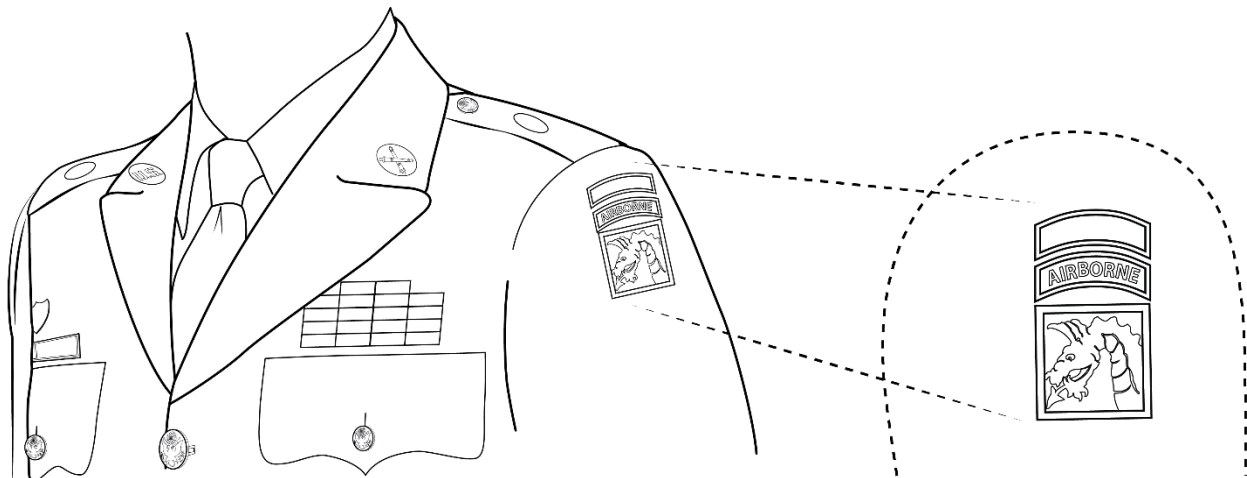


Figure 22-69. Wearing special skill tabs on the Army green service uniform

(3) *Metal tab replicas, full-sized.* On the ASU and on the service uniform shirt, personnel wear the full-sized metal tab replicas as described in paragraph 22-16b. As an option, Soldiers may wear either the full-sized or the dress miniature metal tab replicas on the ASU shirt. If Soldiers wear the dress miniature versions of the tabs, they cannot mix them with other sizes of combat and special skill badges on the shirts. Not authorized on the AGSU.

(4) *Metal tab replicas, miniature.* Miniature metal tab replicas are worn on the mess and evening mess uniforms as described in paragraph 22-16c.

g. *Physical fitness badge.* The physical fitness badge is authorized only as a cloth badge and is worn only on the APFU. The badge is worn centered on the upper left front side of the t-shirt. On the APFU running jacket, the insignia is sewn centered 1/2 inch above the Army logo.

## 22-17. Identification badges

*a. Order of precedence.* The order of precedence of U.S. military ID badges authorized for wear on the Army uniform is as follows:

- (1) Presidential service ID badge (see fig 22-70).
- (2) Vice Presidential service ID badge (see fig 22-71).
- (3) Secretary of Defense ID badge (see fig 22-72).
- (4) Joint Chiefs of Staff ID badge (see fig 22-73).
- (5) Combat service ID badge (see fig 22-74).
- (6) The Army staff ID badge (see fig 22-75).
- (a) The 3-inch Army staff ID badge (the MacArthur Badge) is authorized for current and former Army Chiefs of Staff.
- (b) The 2-inch Army staff ID badge is worn by all others authorized to wear the badge.
- (7) Guard, Tomb of the Unknown Soldier ID badge (see fig 22-76).
- (8) Military horseman ID badge (see fig 22-77).
- (9) Drill sergeant ID badge (see fig 22-78).
- (10) U.S. Army recruiter ID badge (Regular Army and U.S. Army Reserve) (see fig 22-79).
- (11) Master gunner ID badge (see fig 22-80).
- (12) Army career counselor ID badge (see fig 22-81).
- (13) Recruiting and retention ID badge (basic, senior, and expert) (ARNG) (see fig 22-82).
- (14) Instructor ID badge (basic, senior, and master) (see fig 22-83).
- (15) Retired service ID badge (for retirees only) (see fig 22-84).





Figure 22-70. Presidential service identification badge



**Figure 22–71. Vice Presidential service identification badge**

---



**Figure 22–72. Secretary of Defense identification badge**

---



Figure 22–73. Joint Chiefs of Staff identification badge

---



Figure 22–74. Combat service identification badge

---



Figure 22–75. Army staff identification badge

---



Figure 22–76. Guard, Tomb of the Unknown Soldier identification badge

---



Figure 22–77. Military horseman identification badge

---



Figure 22–78. Drill sergeant identification badge

---





Figure 22–79. U.S. Army recruiter identification badge (Regular Army and U.S. Army Reserve)

---



Figure 22–80. Master gunner identification badge

---





Figure 22–81. Army career counselor identification badge

---

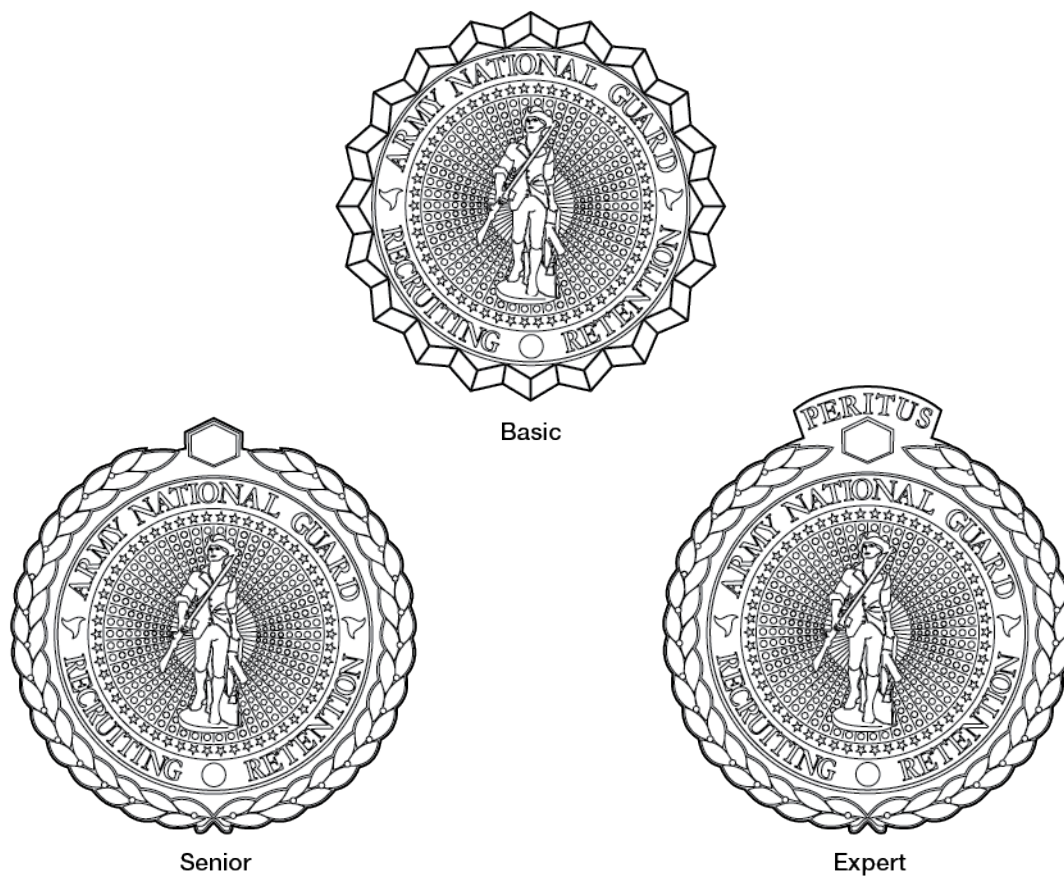


Figure 22–82. Recruiting and retention identification badges (Army National Guard)

---

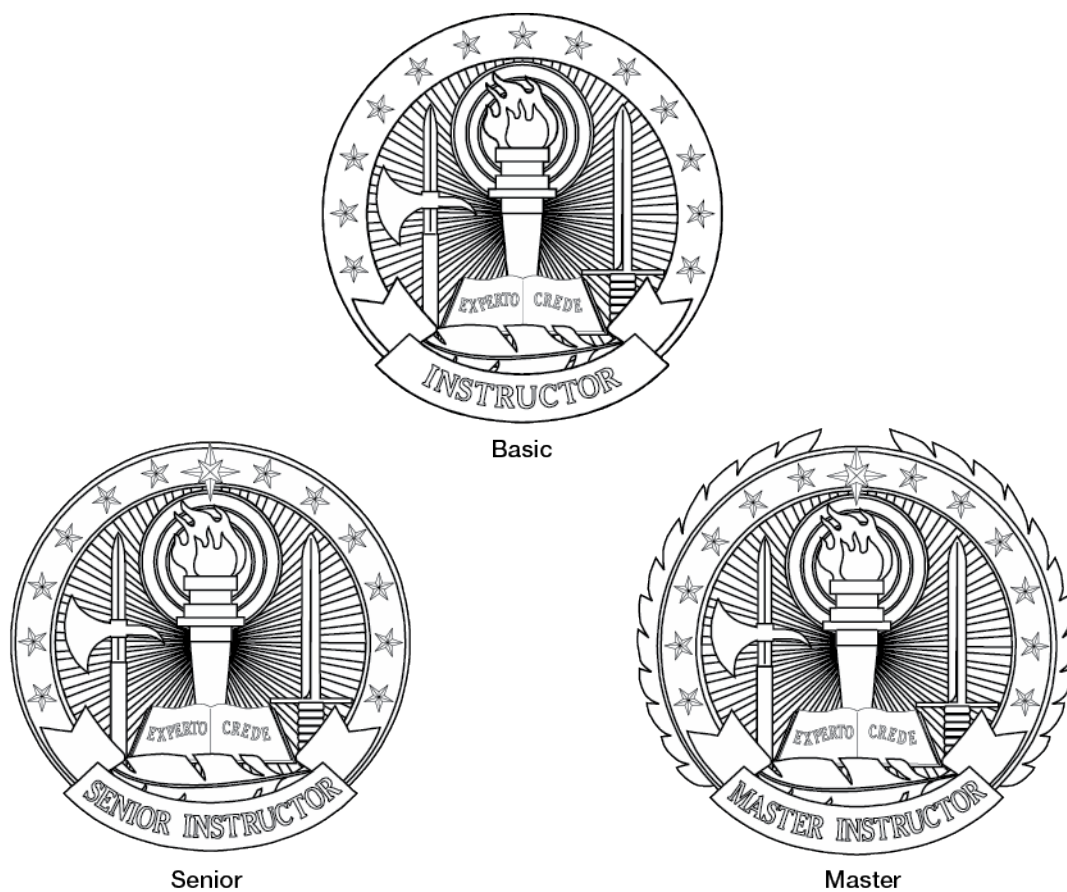



Figure 22–83. Instructor identification badges

---



**Figure 22–84. Retired service identification badges (old and new versions)**

---

*b. Temporary badges.* The following badges are authorized for temporary wear. Personnel will not wear these badges for official photographs or for promotion or selection boards. Upon termination of assignment to the command or Federal agency that directs the wear of these badges, Soldiers will discontinue wearing these badges on the uniform.

(1) *Unified combatant command identification badge.* The order of precedence for this badge is after the Joint Chiefs of Staff ID badge.

(2) *National Defense University identification badge.* The order of precedence for this badge is after the unified combatant command ID badge.

(3) *The military police identification badge.* The order of precedence for this badge is after the National Defense University ID badge (see fig 22–85).

(4) *Identification badges of the Office of the Secretary of a Federal Government agency.* These badges do not have an order of precedence in relation to other ID badges in this chapter.




**Figure 22–85. Military police identification badge**

---

*c. Wearing nonsubdued identification badges.* Personnel may wear no more than two ID badges on one side or pocket of the ASU and no more than one ID badge on one side or pocket of the AGSU. When two ID badges are worn on the same side or pocket, the precedence of the badges is from the wearer's right (highest) to left (lowest), as listed in paragraph 22–17*a*. When more than two badges are awarded that are worn on the same side or pocket, the individual may determine which two badges are worn on the uniform. ID badges are worn as follows:

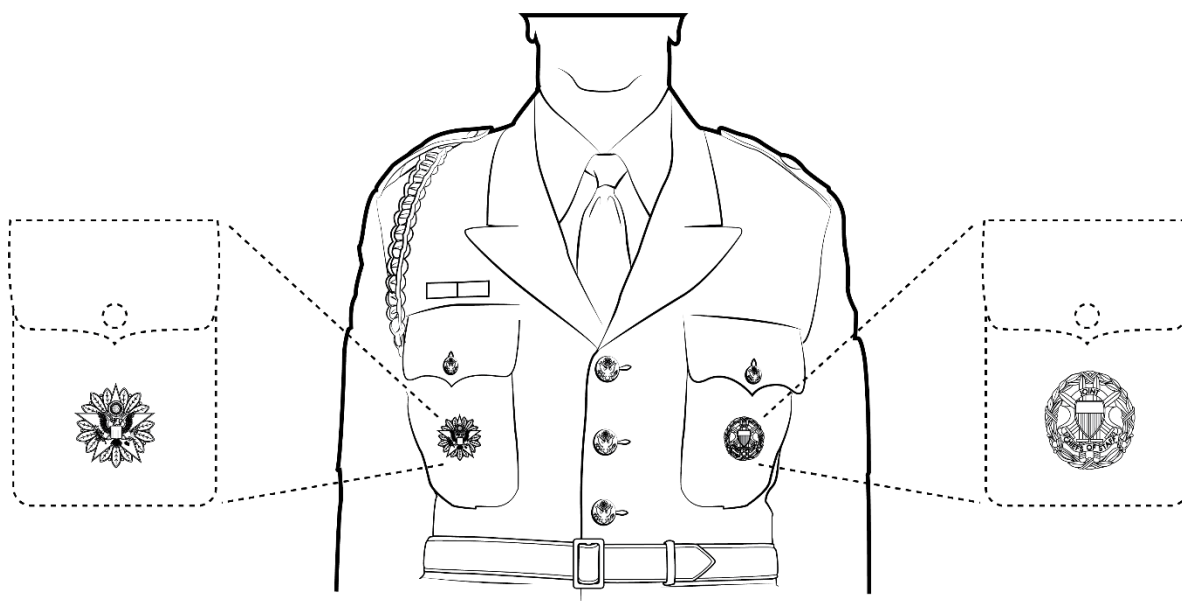
(1) *Male personnel.*

(a) On the ASU coat and the service uniform shirt, ID badges are worn centered on the pocket of the coat or shirt. The badge is centered between the bottom of the pocket flap and the bottom of the pocket and centered from left to right. When two badges are worn on the same side, they are spaced equally from left to right on the pocket (see fig 22–86). Personnel may wear miniature ID badges on the Class B version (service uniform) shirts, but may not mix full-sized ID badges with miniature ID badges, unless badges are not available (manufactured) in miniature size (such as the combat service identification badge (CSIB)).



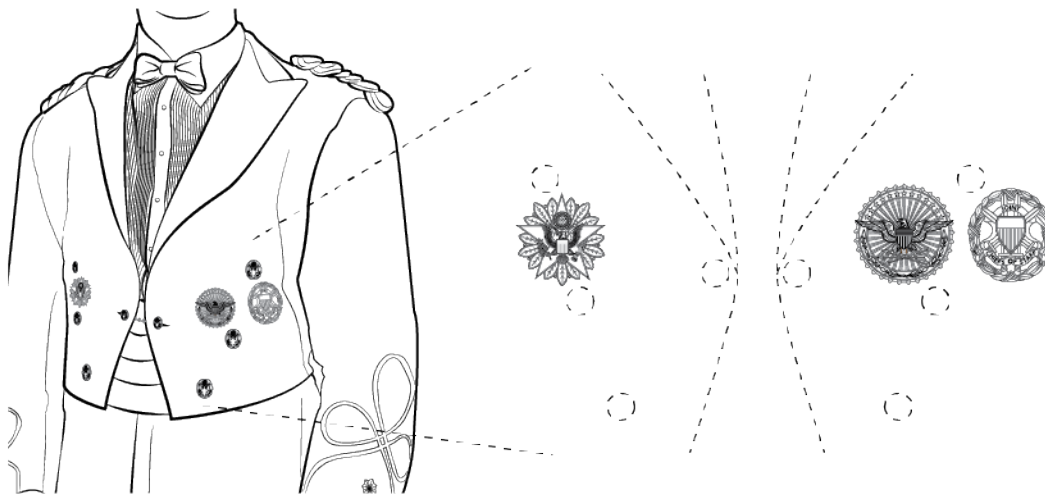
**Figure 22–86. Wearing identification badges on the Army service uniform coat, male**

(b) On the AGSU, ID badges are worn centered on the pocket of the coat. Only one ID badge will be worn per side. The badge is centered between the bottom of the pocket flap and the bottom of the pocket and centered from left to right (see fig 22–87).



**Figure 22–87. Wearing identification badges on the Army green service uniform coat, male**

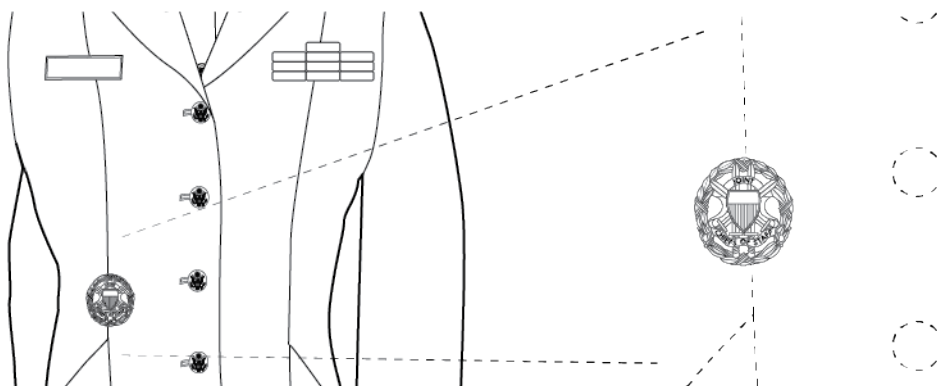
(c) On the mess and evening mess uniforms, ID badges are worn centered between the upper two buttons of the jacket with 1 inch between badges when two are worn on the same side (see fig 22–88). Personnel are authorized to wear full-sized ID badges with miniature ID badges on the mess and evening mess uniforms when the badges are not available (manufactured) in miniature size (such as the CSIB).



**Figure 22–88. Wearing identification badges on the mess uniform, male**


*(2) Female personnel.*

(a) On the ASU, service uniform shirt, and the maternity tunic, ID badges are worn parallel to the waistline of the coat. When two badges are worn on the same side, they are worn with 1 inch between badges (see fig 22–89). If no other awards, decorations, or insignia (other than the nameplate and rank) are worn on the ASU Class B shirts, female Soldiers may place the ID badge parallel to the nameplate or approximately 1 inch above the nameplate, depending upon which side the badge is worn (see fig 22–90). Female Soldiers may adjust placement of badges to conform to individual body shape differences. Personnel may wear miniature ID badges on the ASU Class B shirts, but may not mix full-sized ID badges with miniature ID badges, unless badges are not available (manufactured) in miniature size (such as the CSIB).



**Figure 22–89. Wearing identification badges on the Army service uniform coat, female**



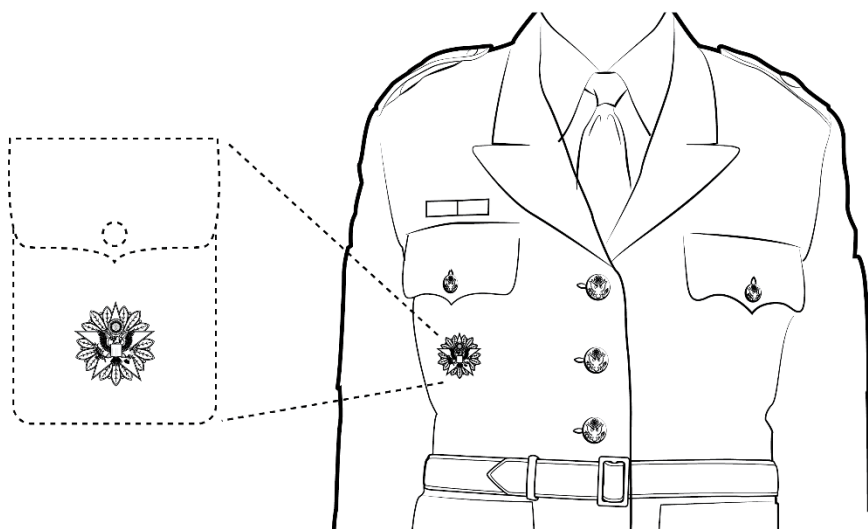


**Figure 22-90. Wearing identification badges on the service uniform shirt, female**

---

(b) On the AGSU, ID badges are worn centered with the bottom of the badge parallel to the third buttonhole of the coat, centered on the pocket flap button (see fig 22-91). Only one ID badge will be worn per side. Female Soldiers may adjust placement of badges to conform to individual body shape differences.

---

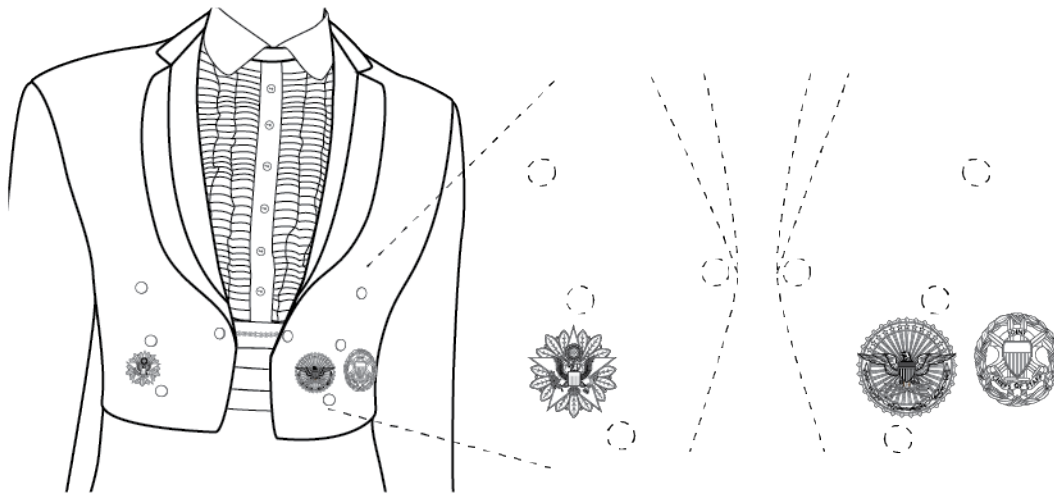


**Figure 22-91. Wearing identification badges on the Army green service uniform coat, female**

---



(c) On the mess and evening mess uniforms, ID badges are worn centered between the lower two buttons of the jacket with 1 inch between badges when two are worn on the same side (see fig 22–92). Personnel are authorized to wear full-sized ID badges with miniature ID badges on the mess and evening mess uniforms when the badges are not available (manufactured) in miniature size (such as the CSIB).



**Figure 22–92. Wearing identification badges on the mess uniform, female**

*d. Wearing subdued identification badges.* Subdued badges are worn on the utility uniforms and the combat uniform, when authorized, with the badge centered on the appropriate breast pocket between the bottom of the pocket flap and the bottom of the pocket or in a similar location on uniforms without pockets. Badges will be parallel to the ground and worn centered on the pocket (not including the pocket flap). Background material of sew-on badges is not included as part of the measurement for placement of badges. Soldiers are authorized to move ID badges to the opposite side of the ACU coat to wear two badges normally prescribed for the same side of the ACU. Soldiers may move the lower precedence badge to the left side of the ACU coat. Soldiers remain limited to a total of two ID badges on the ACUs, one per side. This authorization affects the following ID badges: the Guard, Tomb of the Unknown Soldier; military horseman; drill sergeant; U.S. Army recruiter; master gunner; Army career counselor; recruiting and retention (ARNG); and the instructor ID badges. Soldiers are authorized to wear only one recruiting badge on their uniform at a time.

*e. Position and wear of identification badges.* Badges are worn as described below and in paragraphs 22–17c and 22–17d. Badges are worn first on the prescribed side, then using the following order of precedence:

(1) The Presidential service ID badge is worn on the wearer’s right side. This badge is only authorized as a non-subdued metal badge. This badge is not authorized for wear on combat or utility uniforms.

(2) Vice Presidential service ID badge is worn on the wearer’s right side. This badge is only authorized as a non-subdued metal badge. This badge is not authorized for wear on combat or utility uniforms.

(3) The Secretary of Defense ID badge is worn on the wearer’s left side. This badge is only authorized as a non-subdued metal badge. This badge is not authorized for wear on combat or utility uniforms.

(4) The Joint Chiefs of Staff ID badge is worn on the wearer’s left side. This badge is only authorized as a non-subdued metal badge. This badge is not authorized for wear on combat or utility uniforms.

(5) The combat service ID badge is worn on the wearer’s right side. The combat service ID badge is a pin-on badge authorized to be worn on the Army service/dress uniform and the mess and evening mess uniforms in place of the SSI–MOHC. Personnel may wear only one combat service ID badge at a time. This badge is only authorized as a non-subdued metal badge. This badge is not authorized for wear on combat or utility uniforms.

(6) The Army staff ID badge is worn on the wearer’s right side (see para 22–17e(20) for wear on the left side). This badge is only authorized as a non-subdued metal badge. This badge is not authorized for wear on combat or utility uniforms.

(7) The Guard, Tomb of the Unknown Soldier ID badge is worn on the wearer's right side (see para 22-17e(20) for wear on the left side). This badge is authorized as a nonsubdued metal badge and as a subdued pin-on and sew-on badge.

(8) The military horseman ID badge is worn on the wearer's left side. This badge is authorized as a nonsubdued metal badge and as a subdued pin-on and sew-on badge. Officers who were awarded the military horseman badge as a permanent award while in an enlisted status are authorized to wear the badge.

(9) The drill sergeant ID badge is worn on the wearer's right side (see para 22-17e(20) for wear on the left side). This badge is authorized as a nonsubdued metal badge and as a subdued pin-on and sew-on badge. Officers who were awarded the drill sergeant badge as a permanent award while in an enlisted status are authorized to wear the badge.

(10) The U.S. Army recruiter ID badge (Regular Army and U.S. Army Reserve) is worn on the wearer's left side. This badge is authorized as a nonsubdued metal badge and as a subdued pin-on or sew-on badge.

(a) This badge is authorized for wear by military personnel assigned or attached to the U.S. Army Recruiting Command as designated by the Commanding General, U.S. Army Recruiting Command (see AR 600-8-22 for eligibility criteria).

(b) Soldiers currently on recruiting duty will wear the recruiter badge of their component. Personnel may wear only one recruiter badge at a time.

(c) Soldiers currently on recruiting duty wear the recruiting badge in lieu of the DUI or RDI on the pullover sweater (see para 21-22c(3)).

(d) Officers who were awarded the U.S. Army recruiter badge as a permanent award while in an enlisted status are authorized to wear the badge.

(11) The master gunner ID badge is worn on the wearer's left side. This badge is authorized as a nonsubdued metal badge and as a subdued pin-on and sew-on badge. Officers who were awarded the military horseman badge as a permanent award while in an enlisted status are authorized to wear the badge.

(a) This badge is authorized for award to U.S. and foreign military personnel that qualify.

(b) This badge is retroactive to 1 October 1975.

(12) The career counselor ID badge is worn on the wearer's right side (see para 22-17e(20) for wear on the left side). This badge is authorized as a nonsubdued metal badge and as a subdued pin-on or sew-on badge.

(a) Only enlisted personnel in CMF 79 are authorized wear of this badge (see AR 600-8-22 for eligibility criteria).

(b) Officers who were awarded the career counselor ID badge as a permanent award while in an enlisted status are authorized to wear the badge.

(c) Personnel wear the nonsubdued career counselor badge on the pullover sweater instead of the DUI or RDI.

(13) The recruiting and retention ID badges (ARNG) are worn on the wearer's left side. The badge is authorized as a nonsubdued metal badge in a small and large version and as a subdued pin-on or sew-on badge. Soldiers currently on recruiting duty will wear the recruiter badge of their component. Soldiers currently on recruiting duty wear the recruiting badge in lieu of the DUI or RDI on the pullover sweater (see para 21-22c(3)). Personnel may wear only one recruiter badge at a time.

(14) The instructor ID badge is worn on the wearer's left side. This badge is authorized as a nonsubdued metal badge and as a subdued pin-on or sew-on badge. Personnel are authorized to wear only one instructor badge at a time.

(15) The retired service ID badge is worn on the wearer's left side. Personnel may wear the badge only on the ASU or AGSU after officially retiring from the U.S. Army. Either the old version or new version is authorized for wear.

(16) The unified combatant commander ID badge is worn on the wearer's left side. The design of the badge is unique to the respective command. The badge is authorized for wear by personnel assigned to the combatant commander's staff and by personnel assigned to subordinate unified commands and DRUs to the unified command, at the direction of the unified combatant commander. The badge is worn on the ASU, AGSU, and on the mess and evening mess uniforms.

(17) The National Defense University ID badge is worn on the wearer's right side (see para 22-17e(20) for wear on the left side). Personnel assigned to the faculty or staff of National Defense University, the National War College, Industrial College of the Armed Forces, or the Armed Forces Staff College are authorized to wear the badge during their assignment.

(18) The MP badge is worn on the wearer's left side. The MP badge is authorized for wear on the Class A or B uniform, to include outer garments authorized for wear with the Class A or B uniform such as the all-weather coat or windbreaker. The MP badge is the symbol of law enforcement authority vested in MP and is worn by MP Soldiers during official military law enforcement or corrections duties while in garrison and participating as part of a shift or event detail. The badge will be removed immediately upon completion of the shift or event detail. When worn on outer garments, the badge will be worn in a similar location as worn on the Class A and B uniforms. The badge is

attached by using a pin clasp or a leather fob. Brassards are worn when MP wear utility uniforms (see para 21–30 for brassard wear guidance).

(19) DoD and joint agency ID badges are worn by personnel during their assignment to specific DoD and joint agencies. Badges may be worn on either pocket or side of the uniform, provided that they do not interfere with the positioning of other badges listed in this chapter. Manner of wear is determined by the agency. This does not apply to the wear of the Secretary of Defense ID badge or the Joint Chiefs of Staff ID badge.

(20) Personnel may move the Army staff badge or any badge with lower precedence (normally worn on the wearer's right side) to the wearer's left side when wearing the combat service ID badge on the service uniform and Army blue mess and evening mess uniforms. This allows the combat service ID badge to stand alone on the right side or be worn with other right-side badges. Personnel authorized to wear more than four ID badges have the option of choosing the badges worn, provided that they comply with the wear guidance of paragraph 22–17. Personnel must wear the badges on the side authorized for wear and in the order of precedence. If badges are moved from the right side, they are worn in the order of precedence noted in paragraph 22–17e.

*Note.* The placement of ID badges also applies to the Class B ASU.

## 22–18. Foreign badges

*a. Where worn.* Soldiers may wear one foreign badge on the AGSU coat, ASU coat, ASU shirt, and ASU–M tunic (female Soldiers only). Foreign badges are not authorized for wear on mess or utility uniforms. Personnel may not wear a foreign badge unless at least one U.S. medal or service ribbon is worn at the same time. Personnel may not wear foreign badges that are awarded only as cloth badges and personnel may not wear foreign badges that cannot be worn properly because of size or configuration.

*b. How worn.*

(1) Male Soldiers wear the foreign badge centered and 1/8 inch above the right pocket flap or 1/2 inch above any unit awards that are worn (see fig 22–93).

(2) Female Soldiers wear the badge centered and 1/2 inch above the nameplate or 1/2 inch above any unit awards that are worn (see fig 22–94).

(3) On the AGSU, Soldiers wear the foreign badge centered and 1/8 inch above the right pocket flap or 1/2 inch above any unit awards that are worn (see fig 22–95).

(4) In those instances where the coat lapel obscures the badge, personnel may wear the badges aligned with the right edge of unit awards or the nameplate.

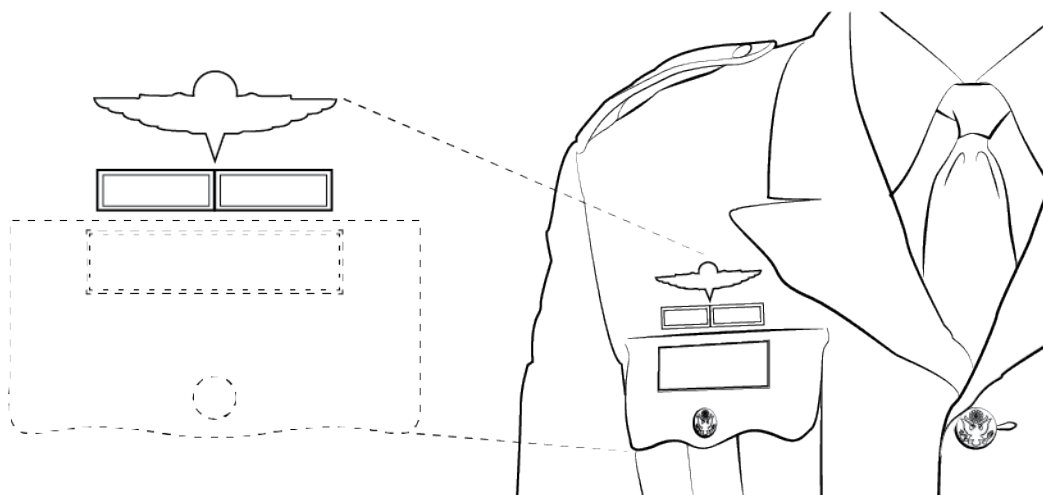
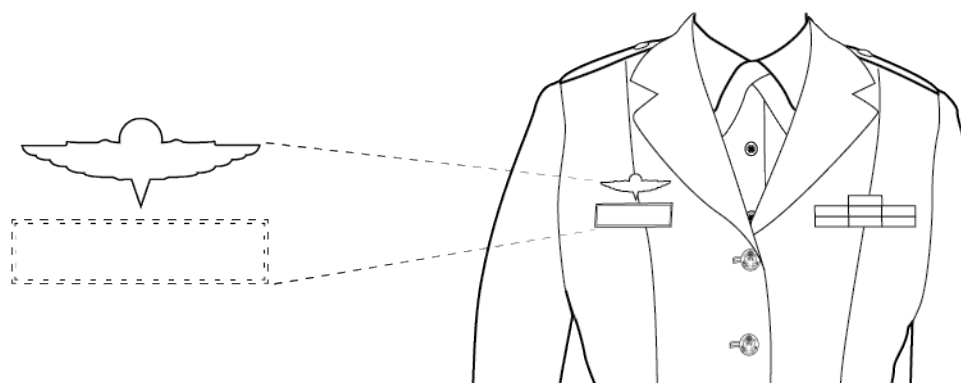
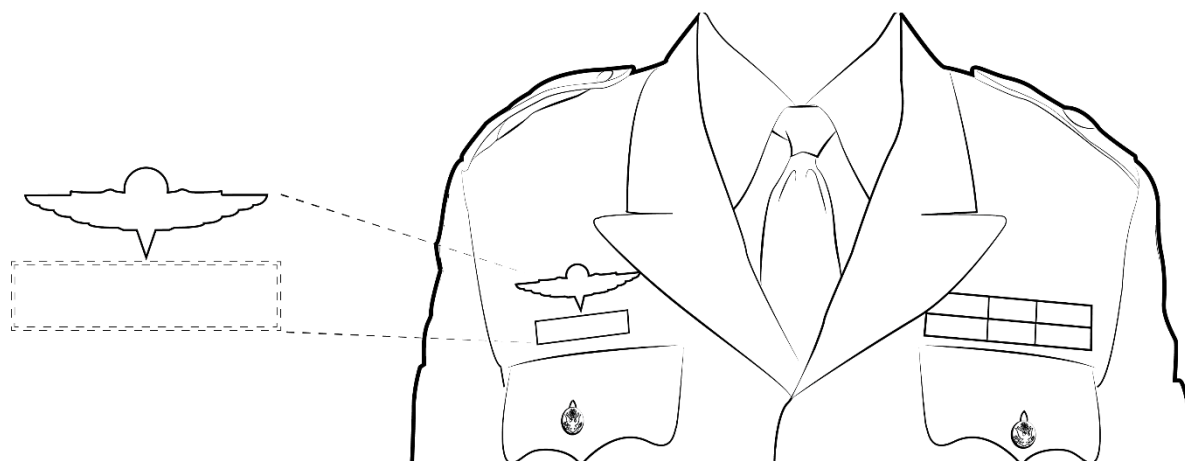


Figure 22–93. Wearing foreign badge, male



**Figure 22–94. Wearing foreign badge, female**

---



**Figure 22–95. Wearing foreign badge, Army green service uniform**

---

*c. German Marksmanship Award.* The German Marksmanship Award (Schützenschnur) is authorized for wear only by enlisted personnel. Officers may accept, but may not wear, the Schützenschnur. If authorized, personnel wear the award on the right side of the uniform coat with the upper portion attached under the center of the shoulder loop and the bottom portion attached under the lapel to a button mounted specifically for wearing this award.

## **Chapter 23**

### **Wear of the Army Uniform by Reserve, Retired, Separated, and Civilian Personnel**

#### **23–1. Occasions of ceremony**

See AR 670–1.

#### **23–2. Army National Guard and U.S. Army Reserve**

See AR 670–1.

### 23-3. Retired personnel

a. See AR 670-1 for general wear of the Army uniform by retired personnel.

b. Retired personnel not on active duty are not authorized to wear SSI, except as follows:

(1) Retired personnel performing instructor duties at an educational institution conducting courses of instruction approved by the Armed Forces will wear the SSI of the command that is responsible for the course of instruction. Senior and Junior ROTC instructors will wear the U.S. Army Cadet Command SSI on their left shoulder (see AR 145-1 and AR 145-2 for wear of the uniform by Senior and Junior ROTC instructors, respectively).

(2) Retired personnel are authorized to wear the SSI for U.S. Army retirees on the left shoulder of the AGSU. The insignia consists of a yellow cloth disc with a black border and an inner yellow disc that bears the Army trademark. The outer disk that surrounds the Army logo contains the word “Retired” in yellow letters at the top and the inscription “Soldier For Life” in yellow letters at the bottom (see fig 23-1). On the ASU, retired personnel will wear the retired service ID badge (see para 22-17 and fig 22-84).

---




Figure 23-1. Shoulder sleeve insignia, retirees

---

(3) Retired personnel may wear the SSI-MOHC on the right shoulder of the AGSU if they were authorized wear of the SSI-MOHC while on active duty (see para 21-18). On the ASU, retired personnel may wear the combat service ID badge (see para 22-17 and fig 22-74) if they were authorized wear of the SSI-MOHC while on active duty.

### 23-4. Former members of the Army

See AR 670-1.

### 23-5. Medal of Honor recipients

See AR 670-1.

### 23-6. Medals on civilian clothes

See AR 670-1.

### 23-7. Prohibition on uniform wear

See AR 670-1.

### 23–8. Uniform similar to the Army uniform

See AR 670–1.

### 23–9. Distinctive unit insignia on civilian clothing

Former members of an Army unit may wear the DUI on the breast pocket or lapel.

### 23–10. United States civilians

#### *a. Insignia identifying designation.*

(1) The utility uniform subdued insignia is a black equilateral triangle, 1–1/4 inches long per side, with the letters “U.S.” embroidered, 1/4 inch wide and 1/2 inch high. The triangle is printed on a camouflage pattern colored cloth background, 3 inches long and 2–1/2 inches wide. If applicable, the insignia also indicates the designated assignment in black letters, 1/4 inch high.

(2) The authorized designations are as follows:

(a) Scientific consultant.

(b) Operations analyst.

(c) War correspondent.

(d) Technical observer.

(e) Ordnance technician.

(f) Chauffeur.

(g) Messenger.

(h) Logistics specialist.

(i) Safety.

(j) Ammunition surveillance.

(k) Expeditionary workforce.

(3) Insignia for civilians performing duties not listed in paragraph 23–10a(2) or when specific designations are not required will conform to previously described insignia, except the insignia will not denote duty assignment (see fig 23–2).

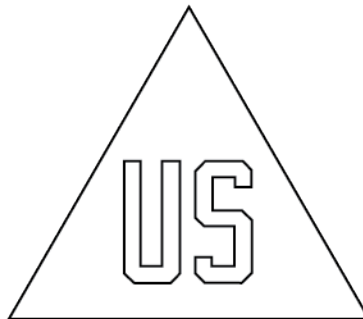


Figure 23–2. Insignia for civilians

---

(4) Personnel will wear the insignia as follows:

(a) On the ACU and ECWCS jackets, the insignia is worn in the same manner as rank for U.S. Army personnel.

(b) On other uniforms, the insignia is worn centered directly above the left pocket or on the left sleeve on the utility uniform and in a similar location on outer garments.

(c) Personnel will center the insignia on the front of the patrol cap or headgear.

*b. Nametape or nameplate.* Personnel will wear a standard-size nametape or nameplate in the same manner as for U.S. Army personnel (see paras 21–25b and 21–25c).

*c. Expeditionary Civilian Workforce.* To distinguish our volunteer expeditionary workforce civilians, the civilian SSI has been modified with the words “Expeditionary Workforce” embedded with the symbol (see fig 23–3). The SSI will be worn on the wearer’s right sleeve of the ACU.




Figure 23–3. Expeditionary Civilian Workforce shoulder sleeve insignia

---

## **Appendix A**

### **References**

#### **Section I**

##### **Required Publications**

###### **AR 145–1**

Senior Reserve Officers' Training Corps Program: Organization, Administration, and Training (Cited in para 23–3b(1).)

###### **AR 145–2**

Organization, Administration, Operation, and Support (Cited in para 23–3b(1).)

###### **AR 350–1**

Army Training and Leader Development (Cited in para 22–15b.)

###### **AR 600–8–22**

Military Awards (Cited in para 1–6c.)

###### **AR 670–1**

Wear and appearance of Army Uniforms and Insignia (Cited in para 1–4.)

###### **AR 700–84**

Issue and Sale of Personal Clothing (Cited in para 4–7q.)

###### **CTA 8–100**

Army Medical Department Expendable/Durable Items (Cited in para 4–3k.)

###### **CTA 50–900**

Clothing and Individual Equipment (Cited in para 4–3k.)

###### **TM 10–227**

Fitting of Army Uniforms and Footwear (Cited in para 4–7q.)

#### **Section II**

##### **Related Publications**

A related publication is a source of additional information. The user does not have to read a related publication to understand this publication. NGR material is available at <https://www.ngbpdn.ngb.army.mil/>. USC material is available at <https://uscode.house.gov/>.

###### **AR 25–30**

Army Publishing Program

###### **AR 95–1**

Flight Regulations

###### **AR 140–10**

Assignments, Attachments, Details, and Transfers

###### **AR 165–1**

Army Chaplain Corps Activities

###### **AR 190–30**

Military Police Investigations

###### **AR 385–10**

The Army Safety Program

###### **AR 600–8–10**

Leaves and Passes

###### **AR 600–8–14**

Identification Cards for Members of the Uniformed Services, Their Eligible Family Members, and Other Eligible Personnel



**AR 600–8–24**

Officer Transfers and Discharges

**AR 600–20**

Army Command Policy

**AR 635–200**

Active Duty Enlisted Administrative Separations

**AR 672–8**

Manufacture, Sale, Wear, and Quality Control of Heraldic Items

**AR 672–20**

Incentive Awards

**AR 702–7–1**

Reporting of Product Quality Deficiencies within the U.S. Army

**CTA 50–909**

Field and Garrison Furnishings and Equipment

**DA Pam 710–2–1**

Using Unit Supply System (Manual Procedures)

**DoD Foreign Clearance Guide**

(Available at <https://www.fcg.pentagon.mil/>.)

**NGR 600–82**

U.S. Army Regimental System - Army National Guard

**NGR 600–102**

Officers Assigned to Selective Service System Sections at Joint Force Headquarters State

**NGR 601–1**

Army National Guard Strength Maintenance Program

**TB Med 287**

Pseudofolliculitis of the Beard and Acne Keloidalis Nuchae

**TM 10–8400–201–23&P**

Field Maintenance Manual Including Repair Parts and Special Tools List for General Repair Procedures for Clothing

**10 USC**

Armed Forces

**10 USC Chapter 45**

The Uniform

**10 USC Chapter 47**

Uniform Code of Military Justice

**10 USC Chapter 1223**

Retired Pay for Non-Regular Service

**10 USC 772**

When wearing by persons not on active duty authorized

**10 USC 773**

When distinctive insignia required

**18 USC 701**

Official badges, identification cards, other insignia

**18 USC 704**

Military medals or decorations

**32 USC**

National Guard

### **Section III**

#### **Prescribed Forms**

This section contains no entries.

### **Section IV**

#### **Referenced Forms**

Unless otherwise indicated, DA forms are available on the Army Publishing Directorate website (<https://armypubs.army.mil/>).

#### **DA Form 2028**

Recommended Changes to Publications and Blank Forms

## Appendix B

### Prescribed Dress and Service Equivalent Uniforms

#### B-1. Prescribed dress

Table B-1 summarizes the attire that makes up various kinds of prescribed dress.

<b>Table B-1 Prescribed dress</b>	
<b>Prescribed</b>	<b>Attire</b>
Duty uniform	Duty uniform as locally prescribed.
Informal uniform	ASU with four-in-hand necktie or neck tab. <sup>1</sup> AGSU with four-in-hand necktie. Enlisted personnel may wear the Class A ASU or AGSU.
Civilian equivalent	Civilian business suit.
Black-tie uniform	ASU with black bow tie, AGSU with four-in-hand necktie, or blue or white mess uniforms. Enlisted female Soldiers may wear the ASU or AGSU with a skirt.
Civilian equivalent	Civilian dinner jacket (tuxedo).
White-tie uniform	Army blue evening mess uniform.
Civilian equivalent	Evening full dress (tail coat).

*Note.*

<sup>1</sup> Unless otherwise indicated by the host, the uniform equivalent of specified civilian attire may be worn. Invitations may prescribe dress as indicated above (for example, "Army blue or Army blue mess"). The Army white mess uniforms are normally worn from April to October, except in clothing zones I and II where personnel may wear these uniforms year-round (see CTA 50-900).

#### B-2. Service equivalent uniforms

Table B-2 is intended to serve as a guideline for appropriate attire. Some uniforms are optional, seasonal, or required for specific pay grades only. Uniforms may deviate from table B-2 depending on the event or when directed by host or command.

<b>Table B-2 Guideline for appropriate attire</b>				
<b>Class</b>	<b>Event when worn</b>	<b>Uniform</b>	<b>Civilian men</b>	<b>Civilian women</b>
A+	Official formal and evening functions, state occasions, private and formal dinners, or occasions requiring more formality than Service uniforms <sup>1</sup>	Blue or white mess evening dress, ASU or AGSU dress variation	Formal tuxedo (bow tie is standard), semiformal tuxedo, or dark dinner jacket <sup>2</sup>	Formal cocktail or evening gown, formal or semiformal long or short evening dress, or evening trousers with a formal top <sup>2</sup>
A	Parades, ceremonies, reviews (when special honors are being paid), and official visits of foreign dignitaries <sup>1</sup>	Class A ASU, ASU tropical dress variation, or Class A AGSU. For seasonal use when authorized and temperatures warrant, as determined by commander: long-sleeved shirt and tie or short-sleeved shirt, no tie (both with top six ribbons, badges, and	Informal or business casual business suit or sport coat and tie <sup>2</sup>	Informal or business casual evening or cocktail attire; Sunday dress; or business suit or pant suit <sup>2</sup>

**Table B-2**  
**Guideline for appropriate attire—Continued**

		tabs; or all ribbons, badges, and tabs)		
B	Business or informal social occasions, uniform of the day, office work	Service uniform Class B short-sleeved shirt, open collar with name tag and rank; or long-sleeved shirt with tie, name tag, and rank	Informal or business casual business suit or sport coat without tie; or trousers with open collar shirt <sup>2</sup>	Informal or business casual simple skirt or dress; slacks with jacket; pantsuit; low or flat shoes <sup>2</sup>
C	Daily work environment	Utility uniforms (ACU or physical training) or Class C garrison	Civilian casual slacks with open collar shirt or golf shirt; no sport coat <sup>2</sup>	Civilian casual slacks or capri pants with blouse and sandals or flats <sup>2</sup>
D	Field or plant environment where soiling of clothing is expected	Maintenance or field duty	Jeans (no holes); shorts (medium length); and tennis shoes, work boots, sandals, or loafers	Jeans (no holes); shorts (medium length); and tennis shoes, work boots, sandals, or loafers

*Notes.*

<sup>1</sup> If host indicates a certain dress, follow the host's intent.

<sup>2</sup> Determined by host, current fashion, local customs, and time and type of event.

## Appendix C

### Officer Uniform Requirements

#### C-1. General

Officers are responsible for procuring and maintaining uniforms appropriate to their assigned duties. Officers will procure and maintain sufficient quantities of personal items necessary to ensure acceptable standards of personal hygiene and appearance. It is mandatory that all officers dress according to their position as an officer of the U.S. Army and according to the traditions and customs of the Service.

#### C-2. List of major components

Table C-1 lists the major items of uniform clothing that are normally prescribed by commanders with the minimum quantities that all officers should have in their possession.

**Table C-1**  
**List of major components**

Item <sup>1</sup>	Minimum number
Coat, all-weather, black	1
Uniform, Army service <sup>4</sup>	1 <sup>2, 3</sup>
Uniform, Army combat uniform	4
Uniform, Army physical fitness	
Short-sleeved t-shirt (APFU)	2
Long-sleeved t-shirt (APFU)	1
Trunks (APFU)	2
Jacket (APFU)	1
Pants (APFU)	1

*Notes.*

<sup>1</sup> Commanders may prescribe items not on this list for the performance of duties.

<sup>2</sup> Officers will possess two pairs of trousers or slacks.

<sup>3</sup> Maternity service uniform, when applicable and in accordance with AR 670-1.

<sup>4</sup> Additional quantities are authorized as organizational issue by CTA 50-900 when required by officers for performance of official duties while assigned to units with missions that include band formations, reviews, parades, ceremonial events, and other similar events.

#### C-3. Accessories

Officers also are responsible for procuring and maintaining adequate quantities of appropriate accessories, insignia, footwear, undergarments, headgear, and gloves for use with the uniforms in table C-1.

## Appendix D

### Clothing Bag List and Mandatory Possession and Wear-Out Dates

#### D-1. Required clothing items

Soldiers are required to possess the clothing items in accordance with AR 700–84 and as listed in CTA 50–900 in the quantities shown. Soldiers may purchase and wear optional items authorized by this pamphlet.

#### D-2. Approved optional items

Optional purchase items are authorized in lieu of specific items for items that have been approved by the Army and contain the required certification label.

#### D-3. Clothing bag items

*a.* All Soldiers are required to possess all clothing bag items as outlined in paragraph D-1. Table D-1 outlines the items and possession dates for new items. Table D-2 outlines the wear-out dates for deleted or replaced items.

*b.* Initial entry enlisted Soldiers will be issued these items in their clothing bag. All other Soldiers must purchase them. Enlisted Soldiers will be paid sufficient clothing replacement allowance (CRA) to purchase these items from the military clothing stores. The CRA is paid over a period of time—from the date of the introduction of the item into the system to the mandatory possession date.

#### D-4. Replacement of required items

*a.* The CRA is paid to enlisted Soldiers on an annual basis to provide sufficient funds over a period of time for the replacement of required items of clothing that are prescribed for wear. The CRA is not intended to cover the cost of repair, dry cleaning, or laundering.

*b.* The initial issue represents the minimum uniform requirements. It is possible that Soldiers, particularly careerists, may find it convenient or advantageous to acquire and maintain more uniforms than are provided for in the CRA. In addition, any unusual wear and tear, damage, or loss of items may result in out-of-pocket costs. Greater than average wear of one type of clothing bag item (such as the ACU) is offset by less than average wear of another (such as the AGSU).

**Table D-1**  
**Possession dates of clothing bag items**

Item	Possession date
Army green service uniform (coat, trousers or slacks, garrison cap, short- and long-sleeved shirt, and belts)	1 October 2027
Shoes, oxford, walnut brown 567	1 October 2027

**Table D-2**  
**Wear-out dates of clothing bag items**

Item	Wear-out date	Replaced by
Army service uniform (coat, trousers or slacks, garrison cap, short- and long-sleeved shirt, and belts)	30 September 2027	Army green service uniform

## **Glossary**

### **Section I**

#### **Abbreviations**

**A2CU**

Army aircrew combat uniform

**ACOM**

Army command

**ACU**

Army combat uniform

**AFRM**

Armed Forces Reserve Medal

**AGCM**

Army Good Conduct Medal

**AGSU**

Army green service uniform

**AGSU-M**

Army green service uniform-maternity

**APFU**

Army physical fitness uniform

**AR**

Army regulation

**ARNG**

Army National Guard

**ASCC**

Army service component command

**ASU**

Army service uniform

**ASU-M**

Army service uniform-maternity

**CBO**

ceremonial blue overcoat

**CBRN**

chemical, biological, radiological, and nuclear

**CID**

Criminal Investigation Division

**CMF**

career management field

**CRA**

clothing replacement allowance

**CSIB**

combat service identification badge

**CSM**

command sergeant major

**CTA**

common table of allowances

**CVC**  
combat vehicle crewman

**CW2**  
chief warrant officer 2

**CW3**  
chief warrant officer 3

**CW4**  
chief warrant officer 4

**CW5**  
chief warrant officer 5

**DA Pam**  
Department of the Army pamphlet

**DCS**  
deputy chief of staff

**DoD**  
Department of Defense

**DRU**  
direct reporting unit

**DUI**  
distinctive unit insignia

**ECWCS**  
Extended Cold Weather Clothing System

**EOD**  
explosive ordnance disposal

**FREE**  
Fire Resistant Environmental Ensemble

**HQDA**  
Headquarters, Department of the Army

**ID**  
identification

**IHWCU**  
improved hot weather combat uniform

**LIN**  
line item number

**MOS**  
military occupational specialty

**MP**  
military police

**NCO**  
noncommissioned officer

**NGR**  
National Guard regulation

**OCIE**  
organizational clothing and individual equipment

**OCP**  
operational camouflage pattern



**OCS**

officer candidate school

**OEF-CP**

Operation Enduring Freedom Camouflage Pattern

**PMOS**

primary military occupational specialty

**RDI**

regimental distinctive insignia

**ROTC**

Reserve Officers' Training Corps

**SEAC**

Senior Enlisted Advisor to the Chairman of the Joint Chiefs of Staff

**SMA**

Sergeant Major of the Army

**SSI**

shoulder sleeve insignia

**SSI-MOHC**

shoulder sleeve insignia-military operations in hostile conditions

**TM**

technical manual

**TRADOC**

U.S. Army Training and Doctrine Command

**UCP**

universal camouflage pattern

**USC**

United States Code

**USMA**

U.S. Military Academy

**WO1**

warrant officer 1

**WOC**

warrant officer candidate

**Section II****Terms****Accouterments**

Items, such as medals, ribbons, insignia, badges, emblems, tabs, and tapes, authorized for wear on uniforms.

**Appurtenances**

Devices, such as stars, letters, numerals, or clasps, worn on the suspension ribbon of a medal or on a ribbon bar that indicate additional awards, participation in specific events, or other distinguishing characteristics of the award.

**Awards**

Any decoration, medal, badge, ribbon, or appurtenance bestowed on an individual or unit.

**Badge**

An award given to an individual for ID purposes or that is awarded for attaining a special skill or proficiency. Certain badges are available in full, miniature, and dress miniature sizes.

**Clothing bag**

Uniform items and personal clothing issued to initial entry Soldiers that all Soldiers are required to maintain throughout their military career.

**Decoration**

A distinctively designed award given to an individual as a mark of honor denoting heroism or meritorious or outstanding service or achievement.

**Dress uniforms**

Uniforms worn as formal duty attire or worn at formal or informal social functions before or after retreat. This includes the AGSU dress variation and the ASU dress variation.

**Field uniforms**

Utility and organizational uniforms, excluding the food service uniforms, that are worn in field, training, or combat environments.

**Gold color or gold-colored**

Includes gold-plated, gold bullion, and synthetic metallic gold.

**Lapel button**

A miniature enameled replica of an award worn only on civilian clothing.

**Local commander**

The commander of an installation or equivalent in the continental U.S.; the ACOM, ASCC, or DRU commander overseas; and the State adjutant general for the Army National Guard as the individual who may prescribe policy on discretionary wear policies in this pamphlet. The local commander may delegate this authority to subordinate commanders.

**Medal**

An award, from which hangs a medallion, issued to an individual for the performance of certain duties, acts, or services; consists of a suspension ribbon made in distinctive colors.

**Mess uniforms**

Uniforms worn for formal social occasions when prescribed by the host (for example, the blue and white mess and evening mess uniforms).

**Miniature medal**

A replica of a regular-sized medal made to a scale half of the original. The Medal of Honor is not worn in miniature.

**Optional clothing**

A uniform or clothing item with or without protective properties (for example, flame-resistant clothing) prescribed by the Army Uniform Board and approved by the Chief of Staff of the Army to be worn at the individual's option; optional clothing items do not include ballistic protective items, except for protective eyewear.

**Organizational uniforms, clothing, and equipment**

Uniforms, clothing, and equipment listed in the CTA that are issued to an individual on a loan basis and remain the property of the organization. Commanders issue organizational clothing and equipment in accordance with the allowances and directives published in the appropriate CTA. When issued, organizational clothing is worn when prescribed by the commander in accordance with Army regulations, technical manuals, and the CTA. Examples of organizational uniforms are the maternity work uniform, designated versions of the combat uniform, hospital duty and garrison culinary uniforms, and cold weather clothing.

**Personal clothing**

Military-type clothing, clothing of a personal nature, and component items listed in CTA 50–900 that are provided to enlisted personnel (specifically the initial clothing bag issue).

**Ribbon or ribbon bar**

A portion of the suspension ribbon of a medal worn in lieu of the medal and made in the form of a bar, 1–3/8 inches long by 3/8 inch wide.

**Roll-press**

To remove substantial wrinkles from clothing without creating creases.

**Service medal**

An award issued to personnel who participated in designated wars, campaigns, or expeditions or who have fulfilled specified service requirements in a creditable manner.

**Service uniform**

Worn in garrison environments when the wear of utility or dress uniforms is not required or appropriate. This includes the ASU and AGSU (both Class A and Class B).

**Silver color or silver-colored**

Includes silver-filled, silver-plated, sterling silver, silver bullion, and anodized aluminum.

**Tactical flag insignia**

Bagby green and black with bagby green border and hook backing, 1–13/16 inches in height and 3–1/4 inches wide.

**U.S. flag insignia**

Replica of the U.S. flag with hook backing, 1–13/16 inches in height and 3–1/4 inches wide.

**Unit award**

An award issued to an operating unit that is worn by members of that unit who participated in the cited action (permanent unit award). Other personnel serving in the cited unit, but who were not assigned to the unit during the action, may be authorized temporary wear of the award (temporary unit award).

**Utility uniform**

Uniform normally worn in the field, during training, or while performing duties where it is not practical or appropriate to wear a service uniform.



**UNCLASSIFIED**

**PIN 104104-000**