



**USAG VICENZA**

**DRIVER INFORMATION MANUAL**

**2011**



## CONTENTS

	Page
<b>Section I</b> Introduction	3
<b>Section II</b> General Information	3
<b>Section III</b> Right-Of-Way	5
<b>Section IV</b> Rights and Privileges of Bicycles and Scooters	5
<b>Section V</b> Turning and Signaling	6
<b>Section VI</b> International Road Signs	6
<b>Section VII</b> Night Driving in Italy	7
<b>Section VIII</b> Accidents and Claims	7
<b>Section IX</b> Do's and Don'ts for Drivers	8
<b>Section X</b> Extract Provisions from the Italian Traffic Code and Penal Code	10
<b>Section XI</b> Articles Reference	11
<b>Section XII</b> Sample Test Questions	24
<b>Section XIII</b> International Road Signs	34
<b>Appendix A</b> References	39

## **SECTION I INTRODUCTION**

1. The mark of a mature driver is the ability to drive anywhere without experiencing extreme irritation, frustration and trouble. Mature drivers, through conscious efforts and diligence, adapt their driving habits to traffic and road conditions prevailing in the area where they are driving. On the other hand, the mark of immature drivers is the tendency to complain and criticize conditions over which they have no control. It is essential that, at the outset of your tour in Italy, you adjust your driving habits to existing conditions to enable you to safely complete an accident-free tour.
2. This study guide has been prepared and distributed to aid you to Drive Defensively without accidents during your tour of duty in this area. It is also designed to assist you in passing the driver's test. Do not be misled by your past driving experience even though it may have been accident-free in the United States. Driving in Europe requires great alertness combined with additional knowledge of local traffic regulations and driving habits.
3. In Italy, as in most European countries, mere negligence resulting in personal injuries or death constitutes a criminal offense. Therefore, any vehicle accident involving injuries or death may subject a driver to criminal prosecution in the Italian courts with the prospect of being fined or imprisoned. Punishments are especially severe for such offenses as improper passing, drunken driving, speeding and reckless driving. In addition, a factor of particular importance to Armed Forces personnel is the suspension of favorable personnel actions (Flagging) imposed by commanders as a result of criminal court proceeding pending completion in local courts. Read extracts from the Italian Road Code and the Italian Criminal laws in this study guide carefully, remember them and abide by them when you drive. You will note that most of the laws are quite similar to those in the United States. To assist you in your interpretation of the regulations and laws, a brief discussion is included on those points where differences occur which are in conflict with stateside laws and habits and other traffic problems which have been the principal contributing factors to accidents involving United States personnel in this area.

## **SECTION II GENERAL INFORMATION**

4. Implied Consent Provisions – The implied consent provisions defined in SETAF Regulation 190-2 are similar to those presently in force in over half of the United States. They provide that any person who drives a motor vehicle is presumed to have given consent to a chemical test of his or her blood, breath or urine for the purpose of determining the alcoholic content of their blood, if cited or apprehended for any offense allegedly committed while the person was driving a motor vehicle.
5. Any person who applies for and receives a SETAF Driver's License will be deemed to have consented to a blood alcohol test if such is requested by authorized law enforcement personnel. Refusal to submit to such a test, if an individual is suspected by law enforcement officials of operating a vehicle while the ability to do so is impaired by alcoholic beverages, will result in

revocation of the license. Refusal to submit to such test, requested by local Italian law enforcement personnel, could result in confinement. In Italy, a reading of .05 on a blood alcohol test is grounds for a Driving While Intoxicated (DWI) offense. Also, IAW Italian law, there is a zero tolerance for personnel who are 26 years old and younger or have had their license for 3 years or less.

6. Consumption Of Alcoholic Beverages After An Accident – The consumption of any alcoholic beverages by a person who is involved, as the operator of a vehicle, in a traffic accident, is prohibited until initial investigation by law enforcement officials is completed and all parties involved in the traffic accident are released by such authorities, or no investigation is conducted by such authorities due to minor nature of the accident.

7. The Italian Autostrada – Unlike the highways you are probably accustomed to, the Italian autostrada has a posted maximum speed limit of 130 kilometers per hour (KPH). Except in the vicinity of entrances, exits and as otherwise posted, this is the maximum legal speed allowed. However, you will find that Italians often travel at much higher speeds. Therefore, you should use extreme caution when driving on Italian expressways. Autostradas may be entered only at officially designated points. Everyone must yield the right-of-way to vehicles already traveling on these superhighways. Entering can be extremely dangerous because of the high speed of traffic. A driver must be sure the way is clear before making entrance. Headlights are required to be on at all times while traveling on the autostrada. Backing and making U-turns on the autostrada are not only illegal, but extremely dangerous. If you inadvertently go past your exit, drive to the next one and change directions by using the overpass or underpass. Stopping or parking, except in designated parking areas, is forbidden on the autostrada.

8. When It Rains – When it first begins to rain, roads are most dangerous because the rain raises an extremely slippery film of oil and grease residue. After an hour or so of hard rain, this slick residue is washed off and the pavement becomes somewhat more reliable. So when it first starts to rain, reduce your speed to avoid skidding out of control.

9. Fog – While fog may occur at any time of the year, it is most prevalent in Italy during the fall and winter months. At times, fog will become so dense that there is only one thing to do – get off the road. Hugging the curb on the right may be a good practice in the United States during foggy weather, but you should not follow this practice in Italy because of the bicyclists in dark clothing who could be between the vehicle and the curb. A final word on fog – it remains in low places longer. You must be alert for these pockets of extreme danger.

10. Snow And Ice – The power of your engine is the best brake you have. This power, rather than the foot brake, should be used on icy or snow packed roads. In descending slippery grades, you should use a low gear or low range, avoiding any sudden acceleration or deceleration.

11. Railway Crossings – Every railroad crossing must be approached with caution, particularly those which are unguarded. Drivers should not rely entirely on watchmen, gates or automatic warning devices, all of which have been known to fail. Remember stop immediately when you see a blinking red light as you are approaching a railroad crossing.

12. Curves – Banked curves help overcome centrifugal force. Conversely, roads that are not banked and those with wet or slippery surfaces greatly reduce friction and increase the likelihood of a vehicle running off the road. Un-banked and hair-pin curves are the norm in Italy, especially in rural areas and at traffic circles. Drivers must slow down well in advance of a curve and before making a turn. A very high number of accidents involving Americans occur because they try to take curves too fast.

13. Insurance Requirements - SETAF Regulation 190-3 establishes that third party liability insurance is mandatory for all privately-owned vehicles (POV). No POV will be registered or operated, to include a rented or borrowed vehicle, unless it is properly covered by insurance. The yellow and white insurance card must be displayed on the vehicle so as to be easily read from the outside by law enforcement personnel.

14. Equipment Required For Bicycles – Italian law requires that bicycles be equipped with the following: a bell, two independent braking systems, yellow reflectors fitted to the pedals, a white or yellow front light and a red taillight and reflector, and a seat for small children if carried. In addition, all Military ID Card holders are required to wear an approved safety helmet while operating a bicycle on or off post. Bicycle riders have the same rights and responsibilities as other road users.

15. Travel Into Other European Countries – Because national requirements with the respect to liability insurance, customs documents and driver’s licenses vary and are subject to frequent change in several European countries, it is suggested that personnel who plan to travel outside of Italy obtain an international driver’s license and insurance green card. POV owners can obtain the green card from their insurance company. Information for an international drivers license may be obtained at the Driver’s Testing Station or visiting the Automobile Association of America (AAA) web site.

16. Operation Of Military Vehicles – A SETAF POV driver’s license or a civilian POV driver’s license is not valid for the operation of a military vehicle, either Tactical or Non-Tactical (NTV). Standard Form 46 (SF 46) or Optional Form 346 (OE 346) is required to operate a military vehicle and must be validated for each type of military vehicle one is authorized to operate. Applicants must complete the Army Accident Avoidance Course (AAC) which is found online at <https://www.lms.army.mil> prior to operating ANY government issued vehicle. This mandatory course of instruction must be completed once every four years. To operate an IFMS vehicle, operators must possess either SETAF POV license or Host Nation driving permit. Speed limits for Military vehicles may be different than those for a POV. Speed limits for military sedans on the Autostrada is 74 MPH and in cities 31 MPH. The speed for all vehicles (POV) on the Autostrada is 130 kph and 50 kph in cities and communities.

### **SECTION III RIGHT-OF-WAY**

17. Except as otherwise indicated by road signs, all vehicles, including bicycles, scooters and animal pulled vehicles, approaching from the right have the right-of-way. Exceptions are usually indicated by triangular signs meaning “Caution-Yield Right-of-Way”, or by “Stop” signs or

diamond shaped signs meaning you are on a priority road and have the right-of-way. The above rule applies regardless of the size of streets or volume of traffic. Accordingly, all street crossings and junctions, and particularly traffic circles, must be approached with caution, reduced speed and with special attention to signs and road markings.

#### **SECTION IV RIGHTS AND PRIVILEGES OF BICYCLES AND SCOOTORS**

18. An important adjustment that must be made in your driving is to allow for the large number of small vehicles on the roads of Europe as compared to stateside traffic. Bicycles and scooters play a very important role in the transportation needs of the Italian people. For this reason, these small two-wheeled or three-wheeled vehicles are found in great numbers on all streets and roads of Italy. The Italian Road Code states that bicycles and scooters are to be granted the same rights and privileges in traffic as an automobile. At the same time, the law requires that they assume the same responsibilities and observe all regulations applying to other vehicles. You, as the operator of a vehicle, must be prepared to allow for many unexpected actions by operators of these smaller vehicles, and employ the same degree of alertness and care that you practice in the States when driving through a school zone during noon hour. Use particular precaution when making right turns at intersections. It is so easy to have a bicycle or scooter to your rear or on either side, which may be hidden in one of your visual blind spots. Be especially on the alert for one of these vehicles passing on the right after you have slowed down for a right turn. Do not depend on hand signals or even your turn signals to warn these operators. Many times they are in such a position that the bicycle or scooter operator fails to see them or fails to understand their meaning. This is especially true of hand signals. You find many drivers of bicycles and scooters with very little or no traffic training, which is often reflected in their erratic traffic behavior. It will be up to you to watch for them. If a cyclist is ahead of your vehicle on a very narrow street, slow down and wait until the cyclist can be overtaken with adequate clearance. A cyclist should be given a minimum of one meter clearance when being passed. Remember, if involved in an accident with a bicycle or scooter, you may be technically right but legally wrong.

#### **SECTION V TURNING AND SIGNALLING**

19. Turn signals are required on all motor vehicles as a prerequisite for registration, and drivers must use these signals at all times and in sufficient time to indicate their intention to change direction of travel. When drivers wish to overtake another vehicle, they should make sure it is possible to do so, then signal their intentions to the vehicle preceding and following by the use of the left turn signal and then using the right turn signal once it is safe to return to your proper lane of traffic. You are forbidden to begin passing another vehicle when the driver preceding or following has already made signals of their intention to pass.

20. The same rule of timely use of turn signals applies when giving your intentions to make all turns. Your advance indications of making a turn give the oncoming and following vehicle drivers sufficient time to take appropriate action.

## **SECTION VI INTERNATIONAL ROAD SIGNS**

21. You must learn to identify entirely different road signs than those used in the United States. GTA 55-1-TSC-SS shows international road signs currently used in Italy. It also shows the international road signs adopted at the Geneva Conference in 1949. You should find it reasonably easy to learn these signs since they contain few printed words and are for the most part self-explanatory.

22. The following hints may be used as aids in identification of road signs:

a. Three sided triangle-shaped signs (red trim) mean “Danger”: DANGER SIGNS.

b. Circular-shaped signs (red trim) mean a “Prohibition”: PROHIBITORY SIGNS.

c. Circular-shaped signs with a blue background mean an obligation: MANDATORY SIGNS.

d. Four-sided rectangular-shaped signs with a blue background mean information: INFORMATIVE SIGN.

## **SECTION VII NIGHT DRIVING IN ITALY**

23. One of the most treacherous hazards you might face in your night driving is the occasional animal-drawn cart or wagon on the highway without lights. Another is the large number of two-wheeled vehicles without tail lamps, often operated by persons wearing dark clothing. Over-driving your headlights (driving at a speed which makes your stopping distance greater than your vision ahead) is a very dangerous practice on the street or highway in any country, but when practiced in areas where slow-moving vehicles with inadequate front and rear lights, or no lights at all, are not uncommon, this becomes akin to suicide. Keep your speed down and be prepared for the unexpected. Remember that over the next hill or around the next curve you may find a condition that requires an emergency stop.

24. Excessive speed during hours of darkness on narrow, crooked roads bordered by trees, ditches and stone walls has been the leading cause of serious and fatal accidents involving U.S. drivers in Italy. The circumstances are always the same: a driver fails to notice a curve ahead because of their over-driving of their headlights, centrifugal force causes vehicle to travel onto shoulder of the road, loss of control is immediate or follows after panic over-correction, and the vehicle strikes a fixed object, goes into a ditch, or flips over on its top.

25. Attitude is the key to the whole situation. Your attitude toward adjusting to the existing road conditions and the driver habits you find in this area may determine whether you have an accident or not. Your willingness and ability to adopt truly defensive driving habits will be the yardstick that measures you as a driver. Develop and use the qualities that make one a defensive driver: KNOWLEDGE, ALERTNESS, FORESIGHT, JUDGEMENT AND SKILL.

## **SECTION VIII ACCIDENTS AND CLAIMS**

26. This section is designed to provide you with guidance in the event you become involved in an accident while operating a motor vehicle in Italy.

27. Accidents – SETAF directives require that traffic accidents be reported to the Military Police, no matter how minor, within 24 hours or as soon as possible, by the registered owner or operator. “Operator Report of Motor Vehicle Accident”, Standard Form 91; Italian Police Report; or notification to your insurance company does not suffice as a report to the Military Police. These reports may have to be made in addition thereto. Remember, the Italian police report all accidents involving U.S. personnel to the Military Police. So, failure to report an accident may result in a citation by the Military Police. The operator of any vehicle involved in an accident will immediately stop their vehicle and render reasonable assistance to any person(s) injured. The warning triangle will be placed to the rear of the vehicle to warn approaching motorists (200 meters on Autostradas, 100 meters on Priority Roads, 50 meters within city limits and communities). The driver will give his name, address and POV license plate number to any police officer who may be present, to injured person(s), and to the driver or occupant of any other vehicle involved in the accident. The driver of the vehicle involved will, as soon as possible, report the accident to the Italian and U.S. Military law enforcement officials as appropriate. If the other vehicle involved in an accident is parked and unattended, the POV driver will attempt to locate the owner without delay and identify themselves. A name and address should be left if this is unsuccessful. The vehicle will not be moved until approval is given by police officials or, in the case of minor accident, all parties involved agree to clear the scene.

28. Drivers are advised to refrain from making any statement, oral or written, to claimants or their agents regarding liability, accident cause or the possibility of claims approval.

29. Claims – One of the most frequent consequences of a vehicle accident is financial loss. An accident means money out of your pocket. If a US military vehicle is involved, a formal claim against the U.S. Government is almost always filed by the other party in the accident. The money to investigate, process and often pay for these claims eventually comes out of every American taxpayer. In addition a Financial Liability Investigation, for any damage to a government vehicle, may find you liable, which could result in direct costs to you.



30. If a privately owned vehicle is involved, that does not necessarily mean full financial protection. The insurance coverage may not be enough to cover damages and, if no collision insurance is carried, you may be unable to collect for your own damages and personal injuries. In addition, it must always be kept in mind that the insurance premium you pay for your policy depends upon the accident rate. In conclusion, no matter who or what vehicle is involved, or what the circumstances are, an accident means dollar losses to you.

31. In any accident involving your privately owned vehicle, be sure to notify your insurance company as soon as possible.

## **SECTION IX DO'S AND DON'Ts FOR DRIVERS**

32. The preceding pages outlined some important ways and means of preventing vehicle accidents. In addition, it should be remembered that every operator of a military vehicle is charged with further responsibilities. They are an active partner in the Military Economic Program, particularly as it concerns maintaining and safeguarding military motor vehicles. The following are some important DO's and DON'Ts, to which all drivers should adhere:

- a. DO use your seat belts. Insure all passengers use theirs prior to moving vehicle.
- b. DO check your vehicle (PMCS) as prescribed before, during and after operation.
- c. DO know your vehicle capabilities in regard to speeds, load capacities and height clearances.
- d. DO use your assistant driver or other personnel as a guide when backing. Make a personal on-the-ground inspection of conditions to the rear of your vehicle before backing.
- e. DO exercise complete courtesy at all times in operating a vehicle.
- f. DO stop for school buses, loading or unloading passengers, on U.S. Military installations. Italian Law does not require this off-post so drivers should be extremely cautious when meeting school buses off post which are loading or unloading children
- g. DO reduce speed on wet or icy roadways. Asphalt-top roadways, common in this area, are very dangerous when wet. Mud and snow tread tires add to this skid hazard since they do not provide adequate traction on such surfaces. Remember, if you go into a skid, turn your front wheels in the same direction as the skid to recover control before using the brakes.
- h. DO use the speedometer in gauging distance between vehicles. The minimum safe interval between vehicles is considered to be one car-length for each 10/16 MPH/KPH of speed.
- i. DO pull to the right and stop when you see a flashing blue light and hear alarm signals on emergency vehicles.

- j. DO exercise extreme caution when you only see a flashing blue light.
- k. DO yield right-of-way to traffic already on the autostrada upon your entrance to the autostrada. (ENTRATA SIGN).
- l. DO, in the event your vehicle breaks down, pull as far off the pavement as possible and take necessary action (display warning triangle) to warn other motorists.
- m. DO stop and rest when you are fatigued.
- n. DO slow down in traffic circles, especially when road is wet or icy.
- o. DON'T gear down to use engine for a brake at normal stops on level roads. This causes excessive clutch and engine wear. Use this procedure only on downhill grades and, even then, select the gear before actual downhill movement.
- p. DON'T coast downhill in neutral or with clutch disengaged.
- q. DON'T assume the right-of-way.
- r. DON'T stop or start suddenly. This endangers passengers, causes excessive vehicle wear and greatly increases the probability of an accident.
- s. DON'T overload your vehicle. Comply with the authorized load as shown on the vehicle nomenclature plate. Be sure load is balanced. An unbalanced load can cause an upset. Secure the load and make sure it does not shift.
- t. DON'T carry passengers in truck cargo compartments.
- u. DON'T drive if you have been drinking; let someone authorized to operate the vehicle take the wheel for you.
- v. DON'T park within a distance of 26 feet (8 meters) from an intersection or road crossing or junction and 39 feet (12 meters) from a stop sign for bus or streetcar.
- w. DON'T make a U-TURN to reverse direction of travel on the autostrada. Continue to the next exit. (USCITA)

**SECTION X**  
**EXTRACT PROVISIONS FROM THE ITALIAN TRAFFIC CODE AND PENAL CODE**

**NOTE:** Should you pay a traffic fine to host nation police, ensure that you obtain a receipt.

**33. Definitions**

- a. **INHABITED AREA:** A continuous grouping of buildings, streets and other land areas marked by appropriate signs on all roads leading to it.
- b. **ROAD (or Highway):** An area open to the public for traffic of pedestrians, vehicles and animals.
- c. **TOLL ROAD (Autostrada):** Road reserved for transit of motor vehicles, with no unattended access points.
- d. **ROAD AREA (Sede Stradale):** Includes pavement, shoulders, sidewalk and road tracks.
- e. **PAVEMENT (Carreggiata):** That part of the road generally used for the transit of vehicles and animals.
- f. **LANE (Corsia):** Portion of the pavement of sufficient width to permit the transit of one single line of vehicles.
- g. **BICYCLE TRACK (Pista per cicli):** Part of the road reserved for bicycles.
- h. **SIDEWALK (Marciapiede):** Raised or otherwise marked portion of the road reserved for pedestrians.
- i. **SHOULDER (Banchina):** Edge of country roads generally reserved for pedestrians.
- j. **STREETCAR PLATFORM:** Raised portion of road reserved for streetcars.
- k. **SAFETY ISLAND (Salvagente):** Raised platform on the road pavement for the safety of crossing pedestrians or for the convenience of streetcar, bus or trolley-bus passengers.
- l. **TRAFFIC DUMMY (Coppa Giratoria):** Disk-shaped marking indicating the center of an intersection.
- m. **PEDESTRIAN CROSSING (Attraversamento pedonale):** Properly marked zone of the road pavement to be used for pedestrian crossing.
- n. **CURVE (Curva):** Bending stretch of a road with limited visibility.
- o. **BUMPY ROAD (Dosso):** Stretch of road of uneven grade with limited visibility.
- p. **SIDE VEHICLE ENTRANCE (Passo Carrabile):** Zone used for vehicle access to private property on both sides of the road.
- q. **GUARDED GRADE CROSSING (Passaggio a livello con barriere):** A grade crossing guarded by bars covering the entire width of the pavement or that part used for one-way traffic.

SECTION XI  
ARTICLES REFERENCES

34. Article 16 -Hand Signals

a. Hand signals to be used by traffic policemen to regulate traffic:

(1) Arms outstretched horizontally and at right angle to the direction of traffic indicates traffic must stop.

(2) Arms extended horizontally in the direction of traffic indicates traffic may proceed.

(3) One arm raised vertically indicates attention, signal to be changed.

b. Traffic policemen may, in order to expedite traffic cause vehicles to move faster and may also stop or divert vehicles coming from any direction. Non-compliance with the commands of traffic policemen may be punished by a fine.

35. Article 17

a. Traffic lights may be red, green, and yellow, or yellow and have the following meaning:

(1) Red Light – Stop

(2) Green Light – Go

(3) Yellow light after the green one indicates stop unless vehicles are clearly so close to the light when it turns yellow that not stopping could be affected with safety before passage. (In other words if your vehicle is too close to the intersection to stop safely, then you may proceed through the yellow light)

(4) A blinking yellow light indicates caution and reduced speed.

(5) A red light accompanied by green arrows indicates vehicles in the appropriate lanes must follow the direction indicated by the arrow. Green arrows do not imply right of way.

(6) Red lights may be accompanied by special light signals to allow transit of-trolley cars. Green lights may likewise be accompanied by light signals to bar trolleys from transit.

(7) Special light signals may be reserved for pedestrians.

b. Violations of the directions indicated by a traffic light may be punished by a fine.

### 36. Article 42 - Braking System of Motor Vehicles

a. Motor vehicles shall be provided with the following equipment:

(1) A regular foot-brake, acting on all wheels, to regulate the movement and stop the vehicle promptly and effectively, regardless of load conditions and slush on the road.

(2) An emergency brake to stop the vehicle within a reasonable distance in case of failure of the regular brakes.

(3) A brake to be used while the vehicle is stopped, to keep the vehicle at a standstill even in the absence of the driver and on a slope.

b. The use of a motor vehicle lacking any of the above mentioned brakes or with brakes other than those prescribed by this article and by the regulations may be punished by a fine.

### 37. Article 45 – Lighting

a. Motor vehicles, motorcycles and motorbikes will be equipped with white or yellow front parking lights and red taillights; trailers will be equipped with a reflecting white light in front and with red taillights.

b. Above vehicles will also be equipped with a reflecting red light in the rear.

c. Motor vehicles and motorcycles will be equipped with headlights projecting white or yellow and white light to ensure long distance lighting of the road with the means to avoid blinding of on-coming drivers. The installation of non-blinding fog lights and of non-blinding white backing lights is permitted.

d. Motorbikes will be equipped only with non-blinding headlights.

e. Motor vehicles, motorcycles and trailers will be equipped with red stop lights visible from the rear that light up when the driver applies the foot brake.

f. Police cars, fire department vehicles and ambulances may be equipped with additional blue blinking lights.

g. Motor vehicles, trailers and motorcycles (except asymmetrical one and motorbikes) will be equipped with directional lights. These will emit blinking white forward, orange sideways and to the rear. Motor vehicles of exceptional size will be equipped with white lights in the front and red ones in the rear; trailers of exceptional size will be equipped with red lights in the rear.

NOTE: Asymmetrical motorcycles are those equipped with a side-car.

h. Trailers will be equipped with lateral orange-colored light reflecting devices.

i. Rear license plates will be lit by a white light.

j. The use of vehicles without the prescribed lighting or signaling devices or with lighting or signaling devices other than those prescribed by this Article may be punished by a fine.

#### 38. Article 46 - Sound Signaling Device

a. Motor vehicles, motorcycles and motorbikes will be equipped with a sound signaling device.

b. Buses and other public conveyances will be equipped with a distinctive sound signaling device.

c. Motor vehicles and motorcycles by police or fire departments, as well as ambulances, may be equipped with an additional warning signal.

d. The use of vehicles without prescribed sounding devices may be punished by fine.

#### 39. Article 47 – Mufflers – Standing and Backing Devices

a. Motor vehicles, motorcycles and motorbikes will be equipped with a device to reduce the noise of the motor.

b. Motor vehicles and trailers with an aggregate weight of 7,700 lbs and over, when fully loaded, will be equipped with chock blocks to keep the vehicle at a standstill when the braking devices are not functional.

c. The use of a vehicle without muffler or with muffler other than the one prescribed by this Article may be punished by a fine.

d. The use of one of the vehicles indicated in paragraphs 1 & 2 above, without the prescribed braking apparatus or without chock blocks, may be punished by a fine.

#### 40. Title V, Chapter IV, Article 66 - License Plates of Motor Vehicles, Motorcycles and Trailers

a. Motor vehicles will require mounting of the front and rear of a license plate with the registration data. Motorcycles are only required to have one license plate mounted on the rear of the vehicle.

b. Trailers and two-wheel trailers, while in operation, will carry a duplicate of the license plate corresponding to the towing vehicle.

c. The registration data contained on the license plate will be kept in a legible condition and the plate will be changed when data is no longer legible.

d. Violation of the provisions in paragraphs 1 and 2 may be punished by imprisonment up to one month or by a fine.

e. The operation of a vehicle with plates other than its own may be punished by imprisonment up to three months or by a fine.

f. Violations of paragraph 3 may be punished by a fine.

#### 41. Title VI, Article 79

a. Persons who operate vehicles will have the necessary physical and mental requirements and:

(1) Be 14 years of age to operate motorbikes up to 50cc. ~~No passengers~~ (This does not apply to U.S Forces personnel).

(2) Be 16 years of age to operate motorbikes up to 125 cc. ~~No passengers~~ (This does not apply to U.S. Forces personnel).

(3) Be 18 years of age to operate motor vehicles and all motorcycles not exceeding 350 cc. Passengers permitted.

(4) Be 21 years of age to operate any motor ~~cycles~~ exceeding 350 cc. Passengers permitted.

NOTE: US Forces personnel must be 18 years of age and possess a SETAF drivers license to operate any motor vehicle in Italy.

b. Imprisonment up to three months or a fine may be imposed for the operation of vehicles by persons lacking the requirements prescribed in this Article or without a driving license.

42. Article 80 -License to Operate Motor Vehicle ~~Whoever operates~~ Whoever operates a motor vehicle or motorcycle without a driver's license may be punished with confinement from three to six months and a fine.

#### 43. Title VIII, Article 96, Speed

a. Drivers will adjust the speed of their vehicles in such a manner as not to ~~cause~~ cause damage to persons and property, or cause confusion or obstruction to traffic. Speed will be adapted to the particular condition of the road, traffic and other special conditions.

b. Speed will moderate in cases of reduced visibility, curves in vicinity of schools, forks, and intersections, on steep downhill grades, at night, under fog, haze or dust conditions, going through narrow or obstructed passages, going through inhabited roads-~~open~~ areas.

44. Drivers will reduce speed and stop, if necessary, when meeting each other under difficult conditions, when pedestrians in their path are slow in getting out of the way, and when animals in their path show signs of fright at their oncoming.

d. Speed contests are not permitted.

e. A fine may be imposed for violations of the provisions of this Article.

#### 45. Article 103 – Speed Limits

a. The speed will not be in excess of 50 KPH (31 MPH) in inhabited areas.

b. The agencies in charge of the road may establish maximum and minimum speeds outside of inhabited areas, in accordance with directives issued by the Ministry of Public Works.

c. Motor vehicles with an aggregate weight in excess of 17,600 lbs will not exceed the speed of 70 KPH (42 MPH) outside inhabited ~~areas~~, if used for the transportation of persons, and 60 KPH (36 MPH) if used for other purposes.

d. Trucks in excess of said weight will not exceed the speed of 60 KPH (36 MPH) when used for the transportation of persons.

e. Motor vehicles ~~and~~ motorcycles used for the transportation of dangerous merchandise, when loaded, will not exceed the speed of 40 KPH (24 MPH) outside inhabited areas and 30 KPH (18 MPH) inside.

f. The provisions of Article 102 will apply in all cases in which ~~there~~ are speed limits. Fines may be imposed as follows:

(1) Up to 10 KPH over posted speed limit 32.80 to 131.20 EURO

(2) 10 KPH to 40 KPH over the posted speed limit 131.20 to 529.79 EURO

(3) 40 KPH above the posted speed limit 529.79 to 1,311.98 EURO ~~and~~ the suspension of driving permit from one to three months.

g. Nonobservance of minimum speed limits may be punished by a fine.

#### 46. Article 104 -Position of Travel

a. Vehicles will proceed close to the right side of the pavement, even when the road is free of traffic.



- b. Motor vehicles will be kept as close as possible to the right hand side of the road.
- c. The provisions of the preceding paragraph will apply also to other vehicles when meeting each other and when negotiating curves or hills, unless such vehicles are proceeding on divided roads or on roads with at least two lanes for each direction of traffic, or on one-way streets.
- d. When the road is divided into two separate pavements, vehicles will proceed in the right hand pavement. When the street or highway is divided into three separate pavements, vehicles may proceed on the right or the middle pavement, unless signs direct otherwise.
- e. On three-lane roads, the extreme right hand lane will be used for travel; the middle lane will be reserved for passing.
- f. When the road has two lanes for each direction of traffic, the extreme right lane will be used for travel; the lane immediately to the left of it will be used for passing.
- g. On one-way roads having at least three lanes, and on roads having at three lanes for each direction of traffic, parallel lines of traffic will be permitted.
- h. Moving from one lane to another on multiple-lane roads will be done in such a way as to avoid danger for vehicles proceeding on the lane entered.
- i. In order to make a turn to the right, drivers will keep as close as possible to the right edge of the road. In order to make a turn to the left, drivers will approach the intersection keeping as close as possible to the center line of the road, and will make the turn close to the center of the intersection, provided that this may be done without entering the other street on the wrong side and provided also no signs direct otherwise. In making a left-hand turn, drivers will always respect the right-of-way of vehicles coming from the right and of oncoming vehicles. In case of a divided road or a one-way street, a left turn will be done by keeping as close as possible to the left side of the road.
- j. A fine may be imposed for driving on the wrong side of the road near or during curves or hills or in any other cases of reduced visibility.
- k. Violations of the other provisions of this Article may be punished by a fine.

#### 47. Article 105 - Right-of Way

- a. Drivers will use extreme caution when nearing an intersection in order to avoid accidents.
- b. When two (2) vehicles are approaching an intersection, the vehicle coming from the right will have the right-of-way.
- c. In entering a road from a private entrance, there is a duty to stop and give the right-of-way to users of the public road.

d. In crossing railroad and trolley tracks, vehicles traveling on the tracks will have the right of-way.

e. Vehicles traveling on State roads will have the right of-way outside inhabited areas.

f. If both intersecting roads have right of-way, the vehicle coming from the right will have the right of-way, unless a sign is posted for those traveling on one of the two roads to stop at the intersection and give the right of-way to those traveling on the other one.

g. Vehicles being backed, making turns or entering traffic will give the right of-way to all other vehicles.

h. A fine may be imposed for failure to give the right of-way to users of public road when entering or exiting from a private entrance.

i. The same penalty will apply to any person who fails to yield the right of-way to a vehicle traveling on a road having the right of-way, and likewise any vehicle which, approaching an intersection of two roads of equal priority, fails to stop and yield the right of-way to a vehicle traveling on the other road whenever he is otherwise obligated to yield.

j. A fine may be imposed for violations of other provisions of this Article.

#### 48. Article 106 -Passing

a. In passing other vehicles, drivers will ensure that visibility is adequate, that the available space is sufficient, and that no other vehicle has started the passing operation.

b. Passing will be done on the left, followed by returning to the position on the right of the road as soon as possible without endangering the vehicle being passed.

c. The driver of the vehicle being overtaken will stay as much as possible on the right side of the road and not increase speed.

d. No passing will be done on thruway highways when another vehicle coming from the opposite direction is already occupying the center lane for overtaking purposes.

e. Overtaking on the right is permitted when the driver of the vehicle being overtaken signals a left turn and when parallel lines of traffic are permitted.

f. Trolley cars will be overtaken on the right when there is sufficient room for passing on the right of the tracks. In this case, except when there is a traffic island, passing will be prohibited while passengers are entering or exiting from the trolleys stopped in the middle of the road. Overtaking is prohibited on or near curves, hills or under conditions of reduced visibility. In addition to the cases above mentioned, trailers will not overtake other trailers on roads or stretches thereof when such prohibition is shown on appropriate signs.

g. It is prohibited to pass a vehicle when it is in the process of overtaking another or while it is stopped before a grade crossing, stop light or for other traffic interruption when such passing necessitates moving on the left side of the road. No passing will be permitted near or at the level of intersections or gateless grade crossings nor of any vehicle stopped to allow pedestrian crossing.

h. A fine may be imposed for violations of the first and fourth paragraphs of this article. A fine or imprisonment up to three months may be imposed for passing on the right.

i. A fine may be imposed for violations of other provisions of this Article.

#### 49. Article 107 -Safety Distance Between Vehicles

a. Vehicles while in motion will keep a safe distances from the preceding ones, sufficient to ensure a timely stop at all times and to avoid collision with the vehicle ahead.

b. The distance between vehicles with trailers and trucks will be at least 100 meters (328 ft) on roads or stretches where no overtaking is allowed. When ~~removal~~ snowplow vehicles are in operation, all vehicles shall proceed with the greatest caution and keep a distance of at least 20 meters (65 ft).

c. A fine may be imposed for violations of the provisions of this Article.

#### 50. Article 108 -Meeting Public Transportation Buses on Mountain Roads

a. Upon meeting public transportation buses on certain stretches of mountain roads, vehicles will stop, upon indication of appropriate signs to that effect, and not continue until such buses have passed by.

b. A fine may be imposed for violations of the provisions of this Article.

#### 51. Article 109 -Use of Headlights and Parking Lights

a. The turning on of headlights is compulsory from ~~half~~ one hour before sunset to ~~one~~ half hour after sunrise and under any circumstances of limited visibility. Use of headlights is also compulsory during daytime within tunnels and on the autostrada. Also, lights will be on when operating vehicle outside city limits.

b. Use of parking lights is compulsory on parked ~~vehicles~~— except bicycles and motorcycles unless they are clearly visible by public lighting or placed beyond the pavement.

c. A fine may be imposed for violating the provisions of this Article.

#### 52. Article 110 -Use of Lighting Equipment and Display Lights on Motor Vehicles and Trailers

a. Motor vehicles, while in use, will display the following lighting equipment and travel with the following lights turned on during the periods indicated in the first paragraph of Article 109:

(1) Parking lights when public lighting is adequate.

(2) Low beam and taillights when public lighting is inadequate.

(3) Bright lights and taillights when there is no public lighting and the speed of travel is in excess of 40 KPH (24 MPH). Low beam lights and reduced speed will be applied when meeting other vehicles.

b. Parking lights will be used by vehicles while parked when the public lighting is insufficient, unless placed beyond the road pavement, except in the case of detached trailers, motorcycles and motorbikes.

c. Public lighting will be considered sufficient when it permits spotting a vehicle at a distance of 50 meters (164 ft).

d. Bright lights will be prohibited in inhabited areas.

e. Failure to use low beam lights when time an oncoming vehicle may be cause for imprisonment up to three months or a fine.

f. A fine may be imposed for violations of other provisions of this Article.

## 52. Article 111 -Change of Direction – Change of Lanes – Stopping

a. Drivers will give signal, in sufficient time, of their intention to make a change of direction.

b. Operators of two-wheeled vehicles shall raise the arm vertically as a stop signal.

c. Vehicles required to carry prescribed directional and stopping devices will use these for the purposes indicated in the preceding paragraphs.

d. A change of lanes on roads with multiple lanes will be signaled in due time in the same manner indicated in the first and third paragraphs. A fine may be imposed for violations of the provisions of this Article.

## 53. Article 113 -Use of Sound Signals

a. Restraint will always be the rule with the respect to use of sound signals. The use of sound signals will be compulsory outside of inhabited areas upon approaching vehicles in places that such use might appear advisable. The use of sound signals will be prohibited within inhabited areas except in cases of immediate danger. At night when approaching intersections or passing other vehicles, the intermittent blinking of low beam lights in lieu of sound signals is permitted.

b. The drivers of vehicles engaged in the transportation of injured or seriously ill persons will be exempt from the prohibitions and limitations related to the use of sound signals.

c. A fine may be imposed for the violations of the provisions of this Article.

#### 54. Article 115 -Parking

a. Appropriate safeguards to prevent accidents will be adopted by drivers when leaving vehicles for an extended period of time.

b. Vehicles, while parked outside inhabited areas, will be placed in specifically designated ground plots or paved shoulders or, in the absence of same, on the right edge and alongside the pavement.

c. Vehicles, while parked inside inhabited areas, will be placed alongside the edge of the pavement unless otherwise directed.

d. In the absence of a raised sidewalk, sufficient room will be allowed for the transit of pedestrians. Parking will be prohibited in the following areas:

(1) Near or opposite intersections, curves, hills, grade crossings and bus stops.

(2) Trolley tracks, pedestrian crossings or driveways.

(3) When the available portion of the pavement is not sufficient for the transit of vehicles in one direction.

(4) Near or opposite road signals in such manner as to preclude their sight.

NOTE: The police may remove any vehicle parked inside inhabited areas in zones described in the preceding paragraphs when same poses serious danger or obstruction of traffic. The vehicle involved will be returned upon reimbursement of storage and transportation expenses.

e. A fine may be imposed for violations of the provisions of this Article.

f. A fine may be imposed if unlawful parking is done on intersections, curves, hills or tunnels.

#### 55. Article 116 -Obstruction to Traffic

a. If traffic is obstructed by reason of a breakdown, spilling of the load or any other reason, the drivers will promptly provide for the clearing, as much as possible, of a passage and will push the vehicle to a parking zone or paved shoulder or, failing these, alongside the right edge of the road. If slippery substances are spilled on the road, drivers will immediately adopt necessary safety measures to protect traffic.

b. A fine may be imposed for violations of the provisions of this Article.

#### 56. Article 117 - Signaling for Stopped Vehicles

a. Without prejudice to the provisions of Article 116, all vehicles, except motorcycles, motor bikes and bicycles, parked on the road pavement outside of inhabited areas, will have signal devices in foggy weather, on curves, hills or at night time if the tail positional lights are defective.

b. Signaling will be done by means of a portable sign of the general caution, of small size and light-reflecting, which will be carried along, in accordance with the specifications issued by the Ministry of Public Works. Sign will be placed on the pavement at the distance of at least 50 meters (164 ft) back of the vehicle involved. On Autostrada, the distance will be 200 meters (666 ft) to the rear of the vehicle.

c. A fine may be imposed for violations of the provisions of this Article.

#### 57. Article 118 - Military Convoys, Processions, etc.

a. It is prohibited to cut across military convoys, troop or student formations, processions, etc.

b. A fine may be imposed for violations of the provisions of this Article.

#### 58. Article 132 - Drunk Driving

a. It is prohibited to drive while under the influence of alcohol or drugs.

b. Whoever operates a vehicle while under the influence of alcohol or drugs may be punished with a confinement up to six months or a fine, unless the act constitutes a more severe offense.

#### 59. Article 133 - Duty of Drivers Involved in an Accident

a. In case of accidents involving personal injury, drivers must stop and give necessary assistance to the injured.

b. Drivers who fail to stop in such cases will be liable to imprisonment up to four months.

c. Drivers who fail to give necessary assistance to the injured in an accident may be punished by imprisonment from four to six months and by a fine. If such omission is cause for aggravation of the injury, the punishment will be increased; if it causes death, the punishment will be doubled. In the event that the accident was caused by negligence, the laws relative to plural offenses will be applicable.

d. Drivers who, in case of an accident, stop and, if necessary, lend assistance to the injured and make themselves immediately available to the judiciary police will not be subject to pretrial imprisonment prescribed for “flagrante delicto” (in the act of committing a crime) and their penalties will be subject to reduction by one-third.

e. Hit-and-run drivers will always be subject to pre-trial imprisonment.

#### 60. Article 134 - Pedestrians

a. Pedestrians will use sidewalks, shoulders and raised alleys. If these are absent or inadequate, they may use the left edge of the traveled way or pavement or also the right edge on one-way or divided streets or highways. Pedestrians crossing traveled ways or pavement will use pedestrian crossing, underpass, or overbridges. In their absence or if same are located more than 100 meters away, they may cross the pavement at right angles.

b. Pedestrians will not cross road intersections; they are prohibited from squares or other open spaces except at pedestrian crossings, if available, even if same are placed at a distance in excess of that indicated in the preceding paragraph.

c. Under heavy traffic conditions, pedestrians will not pause on the road pavement nor in groups on the road reserved to them. When police or stop lights are not present to regulate traffic, drivers will give the right-of-way to pedestrians crossing in painted crosswalks, by slowing down or stopping their vehicles.

d. Pedestrians crossing the road pavement outside pedestrian crossings will give preference to drivers.

e. Drivers will stop their vehicles when a blind person with a white cane or other identification is crossing the pavement.

f. Carriages for children or invalids will use the portion of the road reserved to pedestrians.

g. No games or sporting activities will be carried out on the road.

h. A fine may be imposed for violations of the provisions of this Article.

#### 61. Article 135 - Duty to Officers, Officials and Agents

a. Drivers will stop their vehicles upon signal from officers, officials or agents charged with the detection and prevention of traffic offenses when same are in uniform and have uniform caps or other distinctive designation.

b. Vehicle drivers are required upon demand to exhibit to the above mentioned agents, their registration documents, drivers permits, and any other documentation which may be required.

c. A fine may be imposed for violations of the provisions of this Article.

## 62. Article 589 - Culpable Homicide

- a. Whoever, through negligence or omission, causes the death of a human being may be punished by confinement from six months to five years.
- b. If the act committed violates the rules of the Traffic Code, or the rules for the prevention of industrial accidents, the punishment may be confinement from one to five years.
- c. In the case of the death of more than one person, or the death of one person and personal injuries to one or more other persons, the punishment may be up to 12 years confinement.

## 63. Article 590 - Penal Code, Negligently Inflicting Personal Injuries

- a. Whoever, through negligence or omission, causes personal injuries to others may be punished with confinement up to three months or a fine. If the injury is serious, the punishment may be confinement from one to six months or a fine; if it is very serious, confinement from three months to two years or a fine.
- b. If the acts mentioned in the preceding paragraph are committed by violating the provisions of the Traffic Code or provisions concerning the prevention of work accidents, the penalty for serious injuries may be confinement for two to six months or a fine; and the penalty for very serious injuries may be confinement from six months to two years or a fine.
- c. If more than one person is injured, the penalty will be three times the one applicable for the most serious violation committed, but the total duration of confinement will not exceed five years.
- d. In the case cited in the first paragraph of this Article, the offense is punishable upon the private complaint of the injured party.

NOTE: Normally, a serious injury is one resulting in disability for over 40 days, and a very serious injury is one resulting in permanent disability or disfigurement.

## **SECTION XII** **SAMPLE TEST QUESTIONS**

1. As posted, you may not exceed 50 km or \_\_\_\_\_ mph in urban areas.
  - a. 31 mph
  - b. 10 mph
  - c. 25 mph
  - d. 50 mph
2. Any government ID card holder in Italy registering \_\_\_\_\_ grams per 1.0 ml of whole blood on a Breathalyzer Test or Blood Alcohol Test (BAC) can result in a 90 day mandatory suspension and have 6 points assessed.



- a. .08
  - b. .05
  - c. .00
  - d. None of the above
3. If you are in a minor accident in a privately owned vehicle (POV), you must report it \_\_\_\_\_ to the authorities IAW the *Italian Road Code*.
- a. Within 24 hours
  - b. Within 48 hours
  - c. Within 72 hours
  - d. As soon as possible
4. Italian law states that if you are the first or one of the first persons to come upon the scene of an accident with injuries, you must
- a. Leave and call for help
  - b. By law, you are not required to do anything
  - c. Drive to the nearest Carabinieri to report the accident
  - d. Stop and render assistance
5. Implied consent provision states refusal to submit to a chemical test if requested by law officials will result in:
- a. Impoundment of vehicle
  - b. Letter to Commander
  - c. Nothing, if requested by Italian authorities
  - d. Loss of driving privileges
6. You should \_\_\_\_\_ when approaching an intersection with a blinking yellow light.
- a. Come to a complete stop and proceed with caution
  - b. Increase your speed and proceed with caution
  - c. Wait until the light changes and proceed with caution
  - d. Reduce your speed and proceed with caution
7. You are driving along the autostrada and you want to stop and rest for awhile. What should you do?
- a. Pull over to the side of the autostrada and stop.
  - b. Look for an "SOS" area and stop.
  - c. Pull over onto the center strip and park.
  - d. Pull into one of the areas marked by the sign which bears the white letter "P" on a blue background.
8. Traffic within a traffic circle:
- a. Does not have the right-of-way except as provided for by signs or lights.
  - b. Has the right-of-way over all traffic entering the circle unless otherwise posted.
  - c. Has the right-of-way only over two-wheeled vehicles.
  - d. Has right-of-way over all traffic entering the circle.

9. You are driving on a city street approaching an intersection. The traffic light facing you at the intersection is yellow over green. This means:
  - a. Traffic may proceed but slowly because of repair work underway.
  - b. The light is about to change to red. You may pass the intersection only if you are too close to stop safely before the intersection.
  - c. You should speed up to beat the light.
  - d. You must slow down and proceed through the intersection with caution.
  
10. You are driving on the autostrada enroute to a city which you discover is in the opposite direction. You should:
  - a. Cut across the grass center strip
  - b. Make a "U" turn at one of the paved access ways to opposite lane
  - c. Stop and wait for the military police
  - d. Continue on to the next authorized exit, turn off the autostrada and cross over to the reverse traffic lane by way of the overpass or underpass.
  
11. Unless otherwise posted, the speed limit within cities and communities is:
  - a. 60 kph
  - b. 50 kph
  - c. 55kph
  - d. There is no speed limit
  
12. When you see a vehicle with a supplementary flashing blue light and you hear alarm signals, you must:
  - a. Bear right
  - b. Pull over to the right and stop
  - c. Slow down
  - d. Keep going at the same speed
  
13. A blinking yellow light at intersections means:
  - a. Caution and reduce speed
  - b. Stop
  - c. No left or right turn
  - d. Yield the right-of-way to all vehicles coming from your left only
  
14. The speed limit for sedan (BOV) on the autostrada is:
  - a. 31 mph or 50 kph (unless otherwise posted)
  - b. 19 mph or 30 kph (unless otherwise posted)
  - c. 81 mph or 130 kph (unless otherwise posted)
  - d. 63 mph or 100 kph (unless otherwise posted)
  
15. You are entering the autostrada. Who has the right-of-way?
  - a. You do
  - b. Traffic already on the autostrada and you have equality
  - c. Neither
  - d. Traffic already on the autostrada

16. In tunnels, you are required to use your headlights
- Always, whether the tunnel is lighted or not
  - Only if the tunnel has yellow lights
  - Only when meeting other cars
  - Never in a lighted tunnel
17. You are approaching a railroad crossing when you see a blinking red light. What does this indicate?
- Proceed with caution
  - The track is clear
  - A train is coming. Stop immediately.
  - Increase speed and clear the tracks.
18. In the absence of signs indicating otherwise (such as a "yield right-of-way" sign and the "priority road" sign), how is the right-of-way determined under Italian Law? (To include traffic circles)
- The vehicle arriving at the crossing or junction first has the right-of-way.
  - Vehicles coming from the right have right-of-way at crossings and junctions.
  - Vehicles coming from the left have right-of-way at crossings and junctions.
  - At crossings and junctions, all vehicles have equal priority.
19. The greatest hazard to city driving in Italy is:
- The density of two-wheeled vehicles (bicycles, motorbikes and motor scooters).
  - Lack of driver education and traffic signals.
  - Improper Italian road traffic laws.
  - Excessive mechanical defects.
20. At any time that you intend to turn left, right or stop, you should:
- Concentrate on the situation in front of you.
  - Slow down only.
  - Signal, in advance, your intention to do so.
  - Increase speed just before making the turn or stop.
21. The continuous white center line (unbroken line) painted on the highway means:
- Passing permitted.
  - Restricted area for emergency stops.
  - Road under repair.
  - Passing prohibited.
22. Any curb that is painted yellow usually means:
- Parking is permitted
  - Rest area.
  - No parking.
  - Means nothing; chosen decoration.

23. Any curb that is painted red usually means:
- No parking
  - Bus parking only
  - Fire and Emergency vehicles only
  - Rest area
24. The turning on of headlights is mandatory from:
- One hour before sunset.
  - One hour after sunrise.
  - One-half hour after sunset until ~~one~~ half hour before sunrise.
  - One-half hour before sunset until ~~one~~ half hour after sunrise.
25. In the absence of a special lane provided for scooters and bicycles, how is ~~the~~ right way determined under Italian law?
- They have the same ~~right~~ way as an automobile.
  - They do not have equal ~~right~~ way as an automobile.
  - The rule is applied only for larger vehicles.
  - Has to be regulated by traffic lights.
26. All pedestrians in a painted crosswalk have the right of way.
- True
  - False
27. Off base, Italian law requires you to stop for buses (school or other) that are loading and unloading.
- True
  - False
28. There are no right turns on a red traffic light allowed in Italy.
- True
  - False
29. You are required to use your headlights when driving through tunnels.
- True
  - False
30. In Italy, as in most European countries, negligence resulting in injury or death to others constitutes a criminal offense.
- True
  - False
31. You should rely only on watchman, gates or automatic warning devices when approaching railroad crossings.
- True
  - False

32. An Italian Certificate of Insurance (white and yellow card) is required to be displayed on your vehicle at all times while in Italy.
- True
  - False
33. All AFI (Allied Forces Italy) registered vehicles must have seatbelts mounted for every occupant in the vehicle.
- True
  - False
34. Except in cases of immediate danger, the use of sound signals (horns) ~~is not~~ <sup>is not</sup> permitted in most inner city areas.
- True
  - False
35. It is illegal to talk on cellular phones while driving except when using a ~~hands~~ <sup>hands</sup> free device.
- True
  - False
36. Your driving attitude in Europe may determine your accident status.
- True
  - False
37. You are required to report to the MPs (or Airforce Police) any vehicle accident, however slight, which you may have IAW Army Regulations.
- True
  - False
38. If you are involved in an accident which is clearly not your fault, you need not to stop to render aid to the injured or to identify yourself.
- True
  - False
39. Italian law requires that halted, parked or wrecked vehicles which jeopardize traffic be made recognizable at a sufficient distance by a triangular reflecting warning sign.
- True
  - False
40. In an effort to save wear and tear on ~~your~~ <sup>your</sup> vehicle and to save gas, it is good practice to disengage your clutch or shift to neutral when going down long hills.
- True
  - False
41. Fog is more likely to be encountered in low places.
- True

- b. False
42. Drivers must slow down well in advance of the curve or when making a turn.
- a. True
  - b. False
43. Do not accelerate when you are being overtaken. Slow down, if necessary, to let the overtaking vehicle pass.
- a. True
  - b. False
44. Your stateside license must be valid upon initial issue of your Allied Forces Italy License and it is your own responsibility to insure your stateside license stays current.
- a. True
  - b. False
45. Unlawful parking at intersections, on hills, near tunnels or curves, may cause heavy fines.
- a. True
  - b. False
46. During rainfall, the pavement is far more slippery after it has rained for several hours than it is at the beginning of the rainfall.
- a. True
  - b. False
47. When approaching an intersection where directional arrows are painted on the pavement, move to the appropriate traffic lane according to whether you intend to go straight ahead or turn left or right.
- a. True
  - b. False
48. In a collision between a car and a two-wheeled vehicle, the operator of the two-wheeled vehicle has a greater chance of being killed or injured than the driver of the car.
- a. True
  - b. False
49. In passing a cyclist, you should allow a minimum clearance of one meter.
- a. True
  - b. False
50. Automobile drivers are forbidden to cut across military convoys, troop or student formations or processions.
- a. True
  - b. False

51. If you are in a minor accident in a privately owned vehicle (POV), you must report \_\_\_\_\_ to the Military Police (MPs) IAW Military Regulations.
- Within 24 hours
  - Within 48 hours
  - Within 72 hours
  - As soon as possible
52. Whoever, through negligence or omission, causes personal injuries to others may be punished with confinement up to three months or a fine
- True
  - False
53. Parking is illegal within 39 feet from the stopping sign for a bus or streetcar.
- True
  - False
54. In identifying road signs, three sided triangular shaped signs (red trim) mean:
- Prohibition
  - Mandatory action
  - Danger, actions happening ahead
  - None of the above
55. In identifying road signs, Circular shaped signs (red trim) mean a:
- Prohibition
  - Obligation, mandatory action
  - Danger, actions happening ahead
  - None of the above
56. In identifying road signs, circular shaped signs with a blue background mean an:
- Prohibition
  - Obligation, mandatory action
  - Danger, actions happening ahead
  - Information
57. In identifying road signs, four sided rectangular shaped signs with a blue background mean:
- Prohibition
  - Obligation, mandatory action
  - Information
  - None of the above
58. You must meet the age requirement of \_\_\_\_\_ to be licensed to drive any motor vehicle IAW USASETAF Regulation 1902 and the Italian Road Code.

- a. 16 years of age
- b. 21 years of age
- c. 18 years of age
- d. 15 years of age

59. You must meet the age requirement of \_\_\_\_\_ to be licensed to operate a ~~motor~~ vehicle over 350cc.

- a. 16 years of age
- b. 21 years of age
- c. 18 years of age
- d. 15 years of age

60. You must meet the age requirement of \_\_\_\_\_ to be licensed to operate a ~~motor~~ vehicle up to 350cc.

- a. 16 years of age
- b. 21 years of age
- c. 18 years of age
- d. 15 years of age

61. It is recommended that you obtain an international driver's permit and an international green card (insurance card) when operating your POV across international borders.

- a. True
- b. False

62. A warning triangle must be placed \_\_\_\_\_ behind a disabled vehicle on the Autostrada.

























- a. 50 meters
- b. 100 meters
- c. 200 meters
- d. On top of the vehicle




























## SAMPLE TEST ANSWER KEY





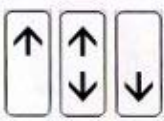




- |       |       |
|-------|-------|
| 1. a  | 32. a |
| 2. b  | 33. a |
| 3. c  | 34. a |
| 4. d  | 35. a |
| 5. d  | 36. a |
| 6. d  | 37. a |
| 7. d  | 38. b |
| 8. b  | 39. a |
| 9. b  | 40. b |
| 10. d | 41. a |
| 11. b | 42. a |
| 12. b | 43. a |
| 13. a | 44. a |
| 14. c | 45. a |
| 15. d | 46. b |
| 16. a | 47. a |
| 17. c | 48. a |
| 18. b | 49. a |
| 19. a | 50. a |
| 20. c | 51. d |
| 21. d | 52. a |
| 22. c | 53. a |
| 23. c | 54. c |
| 24. d | 55. a |
| 25. a | 56. b |
| 26. a | 57. c |
| 27. b | 58. c |
| 28. a | 59. b |
| 29. a | 60. c |
| 30. a | 61. a |
| 31. b | 62. c |

**SECTION XIII  
INTERNATIONAL ROAD SIGNS**

 Danger	 Unsteady materials on the road	 Two way street	 Crossroads	 Single curve (right)
 Falling rocks	 Vehicles above a specific axle weight prohibited	 Motor vehicles prohibited	 Right of way	 ZOLL DOUANE Customs control
 Bicycle crossing	 10% Dangerous downgrade	 12% Dangerous upgrade	 Rough road	 Slippery road
 Priority road ahead	 240m 100m 80m Distance to guarded railroad crossing	 240m 100m 60m Distance to unguarded railroad crossing	 Railroad crossing with light	 Railroad crossing (one track)
 Authorized parking for special categories	 One-way street	 Bicycle lane close to sidewalk	 30 Compulsory minimum speed	 30 End of compulsory minimum speed zone

 Double curve	 Road narrows (right)	 Road narrows	 Quay or river bank	 Low flying aircraft
 Tramway crossing	 Guarded railroad crossing	 Unguarded railroad crossing	 Maximum speed limit Km/hour	 End of speed limit
 Children	 Construction site	 Signal lights ahead	 Stop	 Yield right of way
 Restricted no stopping	 No stopping	 No passing	 End of no passing zone	 Traffic circle
 Parking area	 Bicycle only	 Snow chains mandatory	 Mandatory direction for trucks	 Pedestrians only

				
Pedestrian crosswalk ahead	Pedestrian crosswalk	Drawbridge ahead	Wild animal crossing	Domestic animal crossing
				
Oncoming traffic has right of way	Stop for police check	End of restriction	Fire hazard	Traffic circle ahead
				
Maximum height allowed	Maximum width allowed	Maximum weight allowed	Traffic signal lights	Prohibited for all vehicles
				
End of no passing zone for trucks	Drive-way	Absolute priority road	Priority road when entering from right	End of priority road
				
Trucks with trailers prohibited	Mandatory direction of travel	Vehicles transporting dangerous items prohibited	Mandatory direction of travel	Mandatory direction of travel

				
Painting in progress (no indication on site)	Tunnel	Motor vehicles only	Intersection with secondary roads	Side wind
				
Camping ground	Bridge	Autostrada directions	Hotel information	Oncoming traffic must wait
				
Autostrada access authorization	In conjunction with other signals start/continuation/ending	Lane marking with speed limits	Center (of town)	Entry prohibited
				
STOP Highway payroll	Bypass routing	Mobile road construction site ahead	Direction of travel	Dead end
				
Reversing (U turn)	White center lines	Indirect left turn	Pedestrian crosswalk	Vehicles transporting explosives prohibited

 Autostrada	 End of autostrada	 Direction to autostrada	 No vehicles carrying more than 3000 litres of pollutants
 First aid station	 Telephone	 Police	 No passing for trucks in excess of 3.5 tons authorized weight
 Traffic accident ahead	 Queue Traffic Jam	 Removal of cars in no parking zone	
 Slow down for trucks movement	 Road yard equipment ahead	 European Highway	 Trucks and tractors with an authorized loaded weight of more than 3.5 tons prohibited
 No parking	 Motorcycles prohibited	 Pay parking	

# *Know Your Italian & European Road Signs!*

Signs are as pictured on GTA-55-1-TSC-SF / November 1998  
HQ US Army Southern European Task Force Graphic Training Aid

## **APPENDIX A REFERENCES**

1. USASETAF Reg. 190-2, Traffic Supervision and Privately Owned Vehicle Operator Licenses, 10 Jan 07.
2. NATO Status of Forces Agreement and Supplementary Agreements thereto.
3. USASETAF Reg. 190-3, Registration, Operation and Disposal of Privately Owned Vehicles, 15 May 05.
4. AR 190-5, Motor Vehicle Traffic Supervision, 22 May 06.
5. AER Regulation 190-1, Driver and Vehicle Requirements and the Installation Traffic Code for the U.S. Forces in Germany, 08 Aug 2010.
6. AE PAM 190-34, Driver's Handbook and Examination Manual for Germany, dated 16 Nov 2010
7. AER 600-55, The Army Driver and Operator Standardization Program, dated 8 Feb 2007
8. NAVSUPPACT Instruction 11240.29C W/Change 1, Procedures for Acquisition of U.S. Forces in Italy, Motor Vehicle Operator's License, dated 27 Oct 99
9. Italian Rode Code, January 2010.