



USAG Italy

Winter Driving Safety



*Viale Verona
(Strada Regionale 11)*



*Viale Verona
(Strada Regionale 11)*



Corso SS. Felice e Fortunato



Porta Santa Maria Pisa

Date: 5 September 2023





U.S. ARMY



WINTER

DRIVING



AGENDA



- Auto safety/PMCS
- Snow chains/tires
- Emergency equipment
- Weather considerations
- Braking
- Carbon Monoxide
- Summary
- Contact information





References



PerAE (Army in Europe) Reg 385-55, 2020

- Winter driving training must be conducted annually during October and November.
- Training personnel will annotate OF 346 and DA Form 348 to indicate the date the training was performed.
- Conducted in Italy prior to 15 Nov to meet Italian law.



Vehicle Maintenance/PMCS

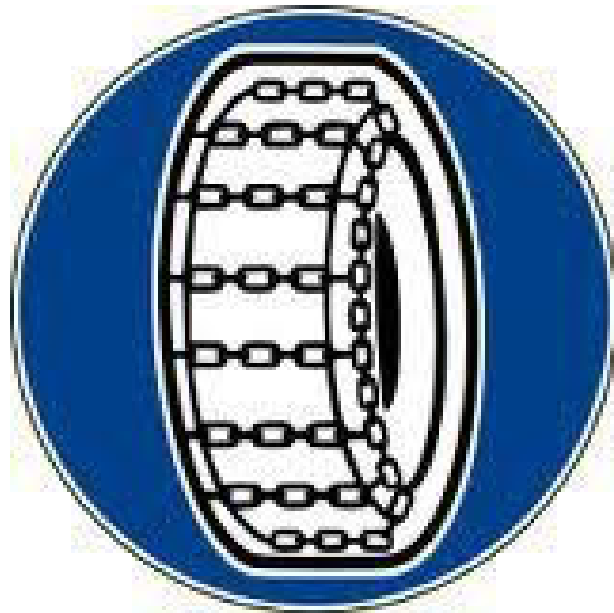


- **Good working condition**
- **Engine tuned for winter**
- **Correct motor oil**
- **Battery rating**
- **Appropriate tires**
- **Windshield fluid**
- **Windshield wipers**
- **Exhaust system**
- **Lights**





SNOW CHAINS OR SNOW TIRES



SNOW CHAINS

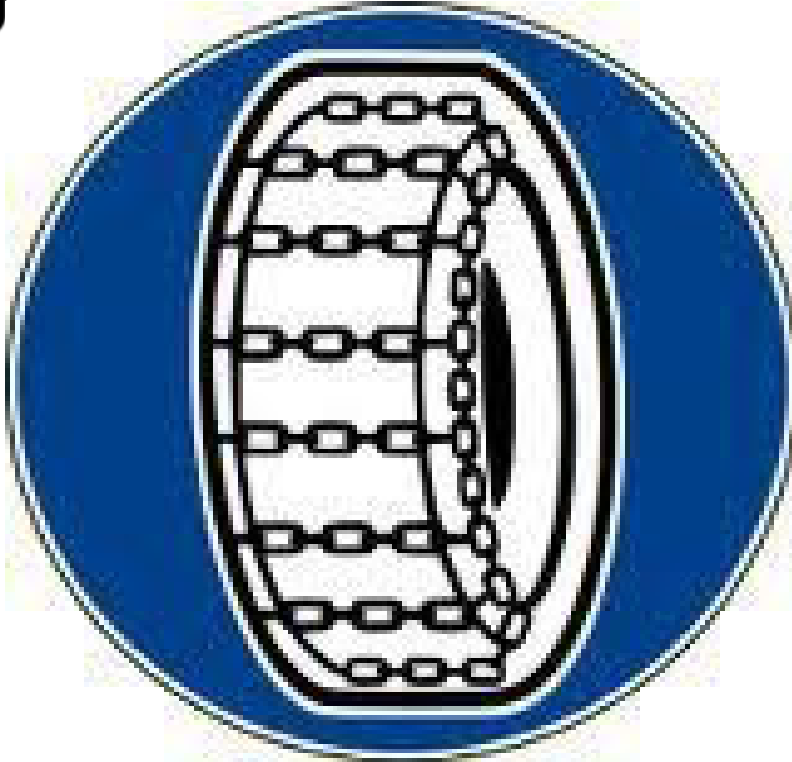


SNOW TIRES



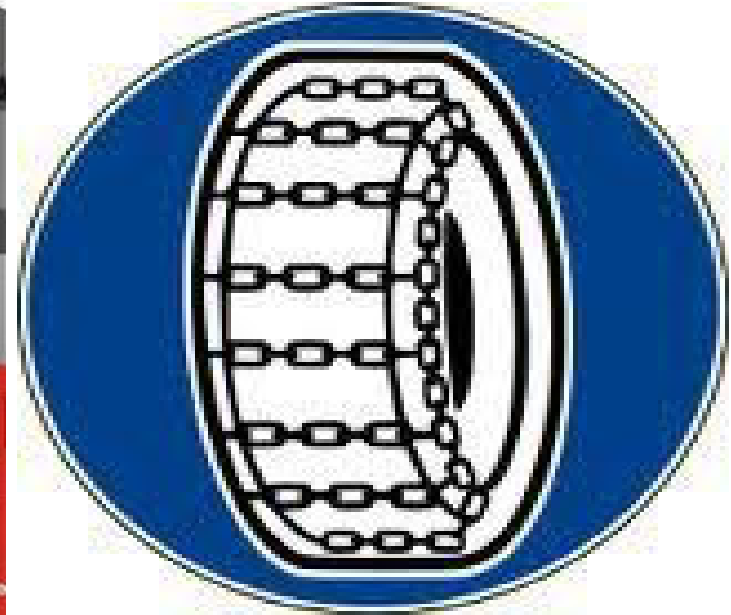
IAW Italian law from **15 November to 15 April** all vehicles must have winter/all-season tires mounted or have snow chains on board when traveling on roads with the blue snow chain sign posted. When snow is on the road with summer tires you must stop and put on your chains. You must have the “WINTER DRIVING” stamp on your OF 346/348 to operate/dispatch a vehicle during these times.

SNOW CHAINS



As of 1 April 2013 snow chains must be certified UNI 11313
(IAW DM Trasporti 10/05/11)

The Austrian certification ONORM V5117 will also be accepted.



In Italy, your winter or all weather tire must have one of the following markings:

M&S MS M-S M+S



STUDDED TIRES & SNOW SOCKS



If used, studded tires must be installed on all four wheels, have a stud count of 80-120 per tire, comply with circolare ministeriale n.58/71 (22 Oct 1971), can not be driven faster than 120kph on the Autostrada or 90kph on other roads. In addition, mud flaps must be installed behind the rear set.



← STUDDED TIRES

SNOW SOCKS →



Snow socks or other anti-slip equipment are **not** IAW Italian Road Code. Devices must comply with **UNI 11313**.



EMERGENCY EQUIPMENT



MINIMUM MANDATORY SAFETY EQUIPMENT





EMERGENCY EQUIPMENT



Pack emergency equipment that matches your needs; a trip through the mountains justifies packing more items than you might need for a city shopping trip.

- Flashlights with extra batteries
- First aid kit with pocket knife
- Booster cables
- Blankets or Sleeping bags
- Set of tire chains or traction mats
- Matches/Lighter
- Extra set of mittens, socks, and a wool cap
- Rain gear and extra clothes
- Small sack of sand/kitty litter for generating traction under wheels
- Small shovel
- Small tools (pliers, wrench, screwdriver)
- Canned fruit and nuts
- Bottled water
- Necessary medications





WEATHER CONSIDERATIONS FOG AND FROST



- **SLOW DOWN!**
- Use low beam lights w/ fog light
- Crack window slightly & use defroster
- Use turn signals
- NO TUNNEL VISION


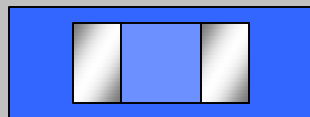
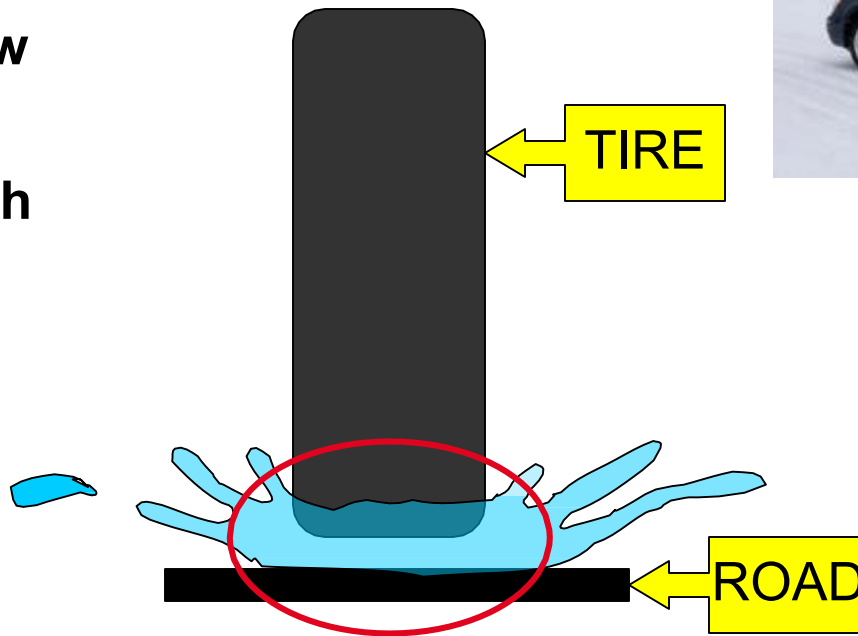




WEATHER CONSIDERATIONS



- Rain
- Snow
- Ice
- Slush





BLACK ICE



- Shaded areas
- Near water sources
- On or under bridges
- Overpasses
- **ANYWHERE!**





BRAKING



When driving in snow and ice the first thing to remember is to do things gradually.

- Ease off the accelerator, gradually apply brake and gradually steer. Sudden changes on an icy road means SKIDS.
- If you do begin to slide while braking on icy roads, ease slightly off your brakes to allow the wheels to rotate once again. Look well ahead and aim for open space. Staring at the vehicle ahead of you may mean that's where you'll end up.
- Do not rely on anti-lock brakes to stop you. On icy roads they have difficulty gripping.



Vehicle Exhaust Pipe Blocked by Snow



CAUTION
CARBON MONOXIDE
MAY BE PRESENT

SmartSign.com • 800-952-1457 • S-0339

Jan 2016 – New Jersey



<http://www.dailymail.co.uk/news/article-3414674/Tragedy-mother-one-year-old-son-die-carbon-monoxide-poisoning-New-Jersey-snow-blocked-car-tailpipe.html>



Carbone Monoxide (CO) Poisoning



CARBON MONOXIDE (CO) POISONING



CAN'T BE SEEN



CAN'T BE SMELLED



CAN'T BE HEARD



CAN BE STOPPED



U.S. Department of Health and Human Services
Centers for Disease Control and Prevention

Signs of carbon monoxide poisoning



Headaches



Nausea



Dizziness



Breathlessness



Collapse



Loss of consciousness



Road Color Road Conditions



ARMY COLOR CODES FOR ROAD CONDITIONS

GREEN: Normal driving conditions exist on post. Roads are clear and dry.

AMBER: Cautionary driving conditions exist on post. Roads are very wet or have ice or snow sticking to overpasses, bridges or intersections.

RED: Hazardous driving conditions exist on post. Ice or snow is sticking to most road surfaces. Heavy precipitation and/or high winds may limit visibility. Government vehicles should only be used for mission-critical operations through coordination with DOL.

BLACK: Extremely hazardous conditions exist with life-threatening driving conditions. All roads are covered with ice or deep, unplowed snow. Heavy snowfall and/or high winds causing low visibility is occurring. Only police, fire, medical and DPW equipment may be dispatched. TMP buses may be dispatched to pick up Soldiers in the field who are exposed to extreme cold that could impact on life, health and safety. All other government vehicles will be restricted from movement unless authorized by DOL (mission critical). DPW workers will be allowed to enter the installation and conduct maintenance missions.

Note: The criteria for road conditions may slightly vary by installation. Be sure to check with your installation safety office for local road condition color codes.



SUMMARY



- Although driving in the fog, rain, ice, sleet and snow can be dangerous, it doesn't have to be fatal.
- If you prepare yourself and follow emergency procedures, you should be able to drive safely.





GARRISON SAFETY



| | |
|----------------------------|--------------|
| James Sweatman, GSP | 646-5392 |
| Paolo Venier (IT), RSPP | 646-8108 VMC |
| Chiara Chelossi (IT), RSPP | 645-8155 DMC |

ICE Comment

Vicenza: [ICE :: USAG Italy Community \(disa.mil\)](https://disa.mil/USAGItalyCommunity)

Darby: [ICE :: Camp Darby \(disa.mil\)](https://disa.mil/CampDarby)

Safety Office Caserma Ederle Bldg. 10 Rm 34/33

Safety Office Camp Darby Bldg. 113



CERTIFICATE OF TRAINING

THIS IS TO CERTIFY THAT

(Participant's Name)

HAS SUCCESSFULLY COMPLETED THE USAG ITALY
FY24 WINTER DRIVER'S TRAINING IAW AER 385-55

(DD/MMM/YYYY)

(Printed Name of Supervisor or Master Driver)

Present this certificate to Driver's Testing Station with your TMP License to receive stamp.

(Signature of Supervisor or Master Driver)