



*Welcome to Hawaii*



**65<sup>th</sup> Engineer Battalion (Wheeled)**

**BAYONET**





## Table of Contents

---

Resources for 65th EN BN	3-5
Welcome Letter	6
Request a Sponsor	7
65 <sup>th</sup> EN BN Facebook page	8
Airport Arrivals & Transportation Services	9
Hotel Reservations/TLA	10
Temporary Mail Address	10
Pets	11
Privately Owned Vehicles (POV)	12
Housing	13-14
Permissive TDY	15
Barracks Soldiers	15
Army Community Service Programs	16
Schools and Education/CYSS	16-17
Commands	18
Medical Resources	18
Military Home and Front-Post Information	19
Firearms Registration	19
Being a Resident in the State of Hawaii Oahu	19
Beach Parks and Safety Tips	20-21
Commonly Referenced Phone Numbers	22



## Resources for 65th EN BN (W)

---

### **65<sup>th</sup> EN BN Staff Duty**

Phone: 808-787-0642

### **Equal Opportunity**

SSG Patrick Mulgrew

Phone: 915-861-2832

### **Sexual Assault Response Coordinator (SARC)**

SFC Jennifer Storch

Phone: 808-365-7800

### **Chaplain**

CPT Joseph Quilty

Phone: 850-450-9986

### **Retention**

SSG Josue De La Fuente

Phone: 702-629-0584



## **Resources for 65th EN BN (W) (continued)**

### **HHC “Hatchet”**

Facebook: <https://www.facebook.com/HHC65thbeb>

Address: COF- Bldg #770, 1275 Menoher Road

Phone: 808-655-7724

### **77th CEC-I “Sapper”**

Facebook: <https://facebook.com/>

[SapperCompany65th](#) Address: COF- Bldg #767 1282

Menoher Road Phone: 808-655-3940

### **538th ESC “Beast”**

Facebook: <https://www.facebook.com/bravocobeasts>

Address: COF- Bldg #766, Wright Smith Ave Phone:

808-655-4102

## Resources for 65th EN BN (W) (continued)

---

### **FSC “Phoenix”**


Facebook: <https://www.facebook.com/65thPhoenix>

Address: COF- Bldg #767 1282 Menoher Road Phone:  
808-655-4246

### **65<sup>th</sup> EN BN Barracks**

Address: 1024 Montague Street

### **65 EN BN Official Website**




**Aloha!** Congratulations on your assignment to Hawaii! My wife Emilee and I along with CSM Talley want to personally welcome you and your loved ones to one of the most rewarding tours you will have in the Army. You are joining an extraordinary team with a very proud history. We have the absolute best Soldiers, Families, and DA civilians our nation has to offer as we continue to make history as the best organization in the Pacific and in the United States Army!

We understand transition to an OCONUS assignment can be stressful, and our leaders are committed to ensuring you and your family are aware of all available services and assistance programs offered on Schofield Barracks. Please do not hesitate to contact us if there is something you need. The Bayonet Battalion has an active Soldier and Family Readiness Group program to ease transition challenges and to welcome Family members to the unit and to the island of Oahu. Here are some great resources that will provide you information about the 25<sup>th</sup> Infantry Division, Bayonet Battalion, and the Schofield Barracks area:  
<https://home.army.mil/hawaii/index.php/25thID>,  
<https://hawaii.armymwr.com/>,  
<https://home.army.mil/hawaii/index.php/25thID/units/2ndIBCT/65thBEB>

Prior to your arrival, we will assign you a sponsor to support you through this transition to our team. Your sponsor will answer questions that you may have about your job, the Battalion, and Hawaii. If for some reason you are having trouble establishing contact with your sponsor, please contact the Command Sergeant Major at [lavander.n.talley.mil@army.mil](mailto:lavander.n.talley.mil@army.mil) or (808) 859-5894 so that he can quickly resolve this issue.

Upon your arrival, you will participate in a 25<sup>th</sup> Infantry Division reception and the Bayonet Battalion integration. Your sponsor will help you through these on-boarding events to smoothly integrate you and your Family.

Again, welcome to the Bayonet Ohana! Both CSM Talley and I look forward to welcoming America's greatest resource, you and your Family! We look forward to meeting you at the 25<sup>th</sup> Infantry Division Patching Ceremony where we will get to speak with you in person. Mahalo!



LAVANDER N. TALLEY  
CSM, USA  
Command Sergeant Major



JOSEPH E. OWENS  
LTC, EN  
Commanding

## REQUEST A SPONSOR

The Total Army Sponsorship Program (TASP) is now accessible in Army Career Tacker (ACT) to assist Soldiers, Officers, and DA Civilians during the transition to their new assignment. Commanders now have the ability to guarantee the successful assignment of individuals through the streamlined Sponsorship process found only on ACT. All Soldiers are eligible to receive a sponsor from your gaining unit, however it is mandatory for all E1-E6, WO1-Wo2, and O1-O3. The TASP process is outlined below:

### Incoming Soldier:

- Receives ACT system notification to complete DA Form 5434, Sections 1,2,4, and 5
- Receives Sponsorship Notification and Welcome Letter
- Responsible for completing DA Form 5434, Sections 1,2,3 and 5
- Completes Sponsorship Surveys

### Sponsor:

- Completes DA Form 5434, Section 3
- Input "Date of Physical Contact" in ACT, only after having physically meeting Incoming Soldier
- Works with Incoming Soldier throughout transition

### Unit TASP Coordinator:

- Responsible for identifying local sponsors
- Sends ACT system notification and Welcome Letter to Incoming Soldier
- Ensure that communication is flowing between Incoming Soldier and sponsor

**Or Email:** [alan.m.kheang.mil@mail.mil](mailto:alan.m.kheang.mil@mail.mil); [darius.d.williamson.mil@mail.mil](mailto:darius.d.williamson.mil@mail.mil); [ayan.mobley.mil@mail.mil](mailto:ayan.mobley.mil@mail.mil)

*Include your name, address and phone number. If known, include your new unit in Hawaii and list any topics you would like additional information on such as dependent education, bringing pets, etc.*

### Mailing address:

Directorate of Human Resources  
Garrison Replacement Program  
Building 750  
Schofield Barracks, Hawaii 96857-5000  
Phone: 808-655-8276  
Fax: 808-655-4634



## Division Sustainment Brigade FACEBOOK PAGES

---

Please visit the Division Sustainment Brigade and the 65th Engineer Battalion (Wheeled) Facebook pages for more upcoming events:

<https://home.army.mil/hawaii/25thID/units/25thDSB>

<https://www.facebook.com/65thBEB/>



## AIRPORT ARRIVAL & TRANSPORTATION



### ***Honolulu International Airport (HNL)***

HNL is the primary hub for domestic overseas and inter-island flights and is currently one of the three State airports accommodating international flights. Once you arrive at the Honolulu International Airport, sign in at the Replacement Detachment Liaison desk located between baggage claims F and G.

**Shuttle transportation is available thru Replacement Detachment Liaison Desk** for PAX from the Airport to the Replacement Barracks, Schofield Inn, Hale Koa Hotel, and several other TLA authorized hotels between 1100-2230 hours or last flight of the night. Please contact (808)655-0389 for availability.

**Cab fare is approximately \$60.00 to \$80.00 from the airport to Schofield Barracks. Most cabs fares are by meter rates estimated at \$3.10 per meter. Estimates are subject to change. You can use Uber or Lyft as well rates varies.**

### **Driving Directions to Schofield:**

Honolulu International Airport to Schofield Barracks

The installation is approximately 17 miles from the airport. To reach Schofield Barracks from Honolulu International Airport follow exit directions to Interstate H1 west bound. Proceed on H-1 to the H-2 interchange and go north to Wahiawa. Continue on H2 (about 8 miles) until it ends into a divided highway (Wilikina Drive 99), proceed to the second traffic light (Wilikina & Kunia Road) and turn left onto Kunia Road. Make a right at Lyman Gate.

**For more information, visit the REPLACEMENT COMPANY'S WEBPAGE.**



AIRPORT  
INFORMATION.pdf



## TEMPORARY HOUSING ALLOWANCE (TLA)

---

### Approved Army Hotels in Hawaii:

Upon arrival, newcomers must report to their housing office within 72 hours. From the housing office you will be directed to on or off base temporary lodging. Depending on availability of on base lodging, there's a chance you'll be authorized for TLA, which can extend up from 30 to 60 days. Before checking into a TLA-approved hotel, ensure you have authorization to do so by requesting a TLA "Non-Availability" letter prior to making any reservation at a TLA-approved hotel. Here's a current list of Oahu's TLA-approved hotels and rates.

### HOTEL RESERVATIONS:

#### Temporary Lodging Assistance (TLA) – HOUSING SERVICE OFFICE

SCHOFIELD BARRACKS 808-655-3073/3076  
FORT SHAFTER – 808-438-6198/8820

[TLA Hotels - 01 July 2018.pdf](#)

#### TRIPLER LODGING – TLA APPROVED

[tamcbillet@shafter.army.mil](mailto:tamcbillet@shafter.army.mil)

## TEMPORARY MAILING ADDRESS

---

Upon arrival, temporary mailboxes can be reserved for 90 days and can be extended by request. 30 days prior to your PCS would be a good time to reserve a mailbox. Please refer to Oahu's Military Directory (808-499-7110) to reach the Post Office for temporary mailbox information and set up.

## PET OWNERS

---

Pets are a part of the family, so it's important to take the time to understand Hawaii state laws concerning your pets prior to your PCS. Hawai'i is rabies-free. All dogs and cats, regardless of age (puppies and kittens included) or purpose, must comply with Hawaii's dog and cat import requirements. Hawaii's Animal Quarantine Law is administered by the Hawaii Department of Agriculture who outlines all the guidelines for shipping pets to Hawaii. All dogs and cats must go through quarantine.

Depending on how early you get started on your pet's pre-arrival checklist will determine how long your pet will stay in quarantine. Pets may be eligible for 30 day, 5 day, or direct release from the Honolulu International Airport (HNL) if requirements are met. Otherwise, pets will be quarantined for 120 days upon arrival. It's never too late to start the quarantine process at your current location. For more information: Hawaii's Animal Quarantine Information Page. To qualify for the 5-day-or-less quarantine program, please follow the requirements stated in this checklist. Inspection hours for dog and cats at HNL are between 0800-1700 daily. Pet owners must be sure to arrange flights to arrive by 1530 because it may take up to 1 hour for the airlines to transport a pet to the Airport Animal Quarantine Holding Facility. Pets will have to stay overnight at the Animal Quarantine Station if airline arrival times occur beyond 1630. Pick up for pets that stay overnight must be by 1000 or an additional \$59 will be charged.

Animal Quarantine Station (0800-1700):  
808.483.7151  
99-951 Halawa Valley St, HI 96701

United Airlines Military & State Department pet exemptions – Pets travel as checked baggage with PCS orders.

The pet Kennel is available for your cats and dogs. This 102 kennel facility will quickly become your cat or dogs favorite home away from home. The kennel is located next to the Halawa State Quarantine site in Halawa Valley. Look for the sign "MWR Pet Kennel." **Limited spaces are available for Active Duty/ DOD/ Retired/Reservists**

- **If your animal requires medication**, you must contact the kennel to discuss whether they can administer the medication or not.
- All animals must have current vaccinations
- Pets must be free of fleas and ticks.
- **Reservations** – To reserve a kennel for your pet, call (808)368-3456. The earliest that you can make a reservation is 60 days prior to the month you would like to board.

Go to the FMWR Pet kennel website for more information - <http://himwr.com/recreation-and-leisure/fmwr-pet-kennels>





## PRIVATELY OWNED VEHICLE

---

**Personally Owned Vehicle (POV) Shipment** – Military members are authorized a shipment of 1 POV at government expense. From ports in the west coast, you can expect to be charged approximately \$1000-\$2000 for transport to Hawaii. A timeline for transportation could be 2 weeks to a month, depending on when the cargo ship leaves harbor. Visit the following website for more information and scheduling: <https://www.whereismypov.com/> or <https://www.pcsmypov.com/>. The Vehicle Processing Center can provide information on the shipping status of your vehicle. The phone number for inbound POV is (808) 848-8383.

**Auto Registration:** All automobiles used on the highway must be registered with the state within 30 days of arrival. You may keep your original plates, but you must register to get a Hawaii vehicle sticker. Proof of ownership or a certificate of registration; shipping documents, Hawaii no fault insurance and proof of a safety inspection is required. <http://www1.honolulu.gov/csd/vehicle/mvinformation.htm>. To register your vehicle online please go to <http://www4.honolulu.gov/mvrreg/>

**NOTE:** Service personnel who are legal residents of Hawaii must obtain plates just as a civilian would upon expiration of their out-of-state plates. Non-resident active duty military personnel must submit a properly completed Non-Resident Certificate, Form CS-L (MVR) 50, for each registration, renewal, or transfer transaction. Form CS-L (MVR) 50 and Form CS-L (MVR) 50A is available from your military personnel office or your unit that will exempt you from paying Hawaii vehicle registration taxes.

**Safety Inspection:** Vehicle registration approval will require passed Hawaii State Safety Inspection (annually). This can be accomplished at selected auto-garages around Oahu. Call to verify an auto-garage can do a Safety Inspection. Once passed, you can then get your car registered. For inspection, bring a valid identification card and a Non-resident Certificate Form to one of the state's authorized inspection stations.

**Driver's License:** Hawaii recognizes other state driver's licenses. When your license expires, if you wish to apply for a Hawaii driver's license, you must present your Social Security Card, and a current out-of-state license. If your out-of-state license has expired, you will be required to file an application form, complete a written examination, pass an eye test, and pass a road test. The attached link has frequently asked questions applicable to Hawaii Driver's License [http://www1.honolulu.gov/csd/vehicle/faqs\\_dl.htm](http://www1.honolulu.gov/csd/vehicle/faqs_dl.htm)

**Note:** Hawaii Law <http://www1.honolulu.gov/refs/bill/text/2004/r279.htm>

**No Fault Insurance Policy:** Every owner of a motor vehicle used or operated at any time upon any public street, road, or highway of this State shall obtain a motor vehicle insurance policy upon such vehicle which provides the coverage required and shall maintain the motor vehicle insurance policy at all times for the entire motor vehicle registration period. [http://www.duihawaii.com/no\\_fault\\_insurance.htm](http://www.duihawaii.com/no_fault_insurance.htm)

## HOUSING

---

**Advanced Applications** - You are able to sign up for housing before you arrive to Honolulu at <http://www.islandpalmcommunities.com/> . Click on "Become a Resident". Depending on your orders you will need to FAX a copy of your orders and other documents to the regional office closest to your assignment - Schofield Barracks (North Region Office 877-487-4323) or Fort Shafter, Tripler (South Region Office 888-939-3346).



### **ISLAND PALM COMMUNITIES**

Administrative Offices  
215 Duck Road, Building 950  
Schofield Barracks, HI 96857  
Tel 808-275-3100


Other on post housing partners on island include [Hickam Communities](#) [△](#) and [Ohana Navy Communities](#) [△](#)

If you and your family are interested in living off-post, you can search for available rental properties at <https://www.homes.mil/> or Automated Housing Referral Network (AHRN) Off-Post Housing website <https://www.ahrn.com>.

For soldiers assigned to Oahu North (Schofield Barracks, Wheeler, or Helemano) please contact Schofield Housing Leasing Office (808)275-3700

For soldiers assigned to Oahu South (Camp Smith, Fort Shafter, Tripler, and Hickam) please contact Fort Shafter Housing Leasing Office (808)275-3800

Most rentals do not allow pets. Pet regulation for *On-Post housing* is Pit-bulls or any type of pit-bull breeding combinations such as American Pit-Bull Terrier, American Staffordshire Terrier or Staffordshire Terriers are strictly NOT ALLOWED on installation.



Newcomers and their families have 3 options to consider when moving to Oahu. They can either move on base, rent, or purchase.

**Moving On Base** – Depending on which base you're being assigned to will determine the base housing you'll be directed to. Connecting with each service's housing office will be able to link you with vacancy options at the time of request. Unfortunately, all or most of your military Base Housing Allowance (BAH) will be taken away from you by moving on base. Contact your sponsor or reach out to military directory for updated housing office contact information.


**Renting Off Base** – If you decide on base living is not for you, renting is an option. Moving off base means you will be provided a significant amount of military BAH in accordance with your grade and dependent status. BAH is supposed to offset the cost of market rental housing by offering a monthly allowance that will permit you to live comfortably in the local area. In fact, BAH is actually formulated off local area rent averages. As rent increases or decreases, BAH amounts will follow in trend. Due to the fact that rents are high on Oahu, so is BAH. To find out what you will be provided in BAH on Oahu, visit the Defense Travel Management Office's BAH Calculator Tool.

**Purchasing a Home** – Not interested in losing your military BAH to on base housing or rental landlords? Buying a home on Oahu just might be the option for you. The best time to buy a home is upon your first PCS arrival into Oahu. Military members and their families are provided 8 days of "house hunting" and up to 60 days of Temporary Housing Allowance (TLA) to look for and purchase a home. Considering it takes 45-60 days to "close an escrow" (purchase a home), this is exactly the right amount of time to get into an island home.

Honolulu Board of Realtor FACT: Median price of a home on Oahu in 1985 was \$158,600. In July 2015, the median price of a house was \$710,000. Based off historical sales data, values double every 10-15 years on Oahu.

**Using Your VA Loan Entitlement** – Oahu's current VA loan benefit limit is set at \$721,050. This means if pre-approved for a VA loan, a veteran can buy a home at 0% down up to \$721,050; as opposed to a Conventional 3-20%+ down loan non-veterans are subject to when buying a home. If you've already used your VA loan in another location, you'll be surprised to find out you most likely have enough of the loan left to use the rest of your VA loan on Oahu. The only requirement for use of the VA loan is the buyer(s) must live in the home for at least 1 year immediately after closing.

Other benefits to using a VA loan include not having to pay Mortgage Insurance, lower interest rates, and lower credit score requirements. VA loans can also be used to purchase multi-family properties. It is important to keep in mind when looking to use a VA loan, strict condition requirements must be followed, homes need to be in good condition (no fixer uppers) and only have permitted work done on them.



Any unpermitted improvements causing a property to not match tax records will negate the use of the VA loan. This is to help make sure the veteran is buying a safely built and permitted home.

When it comes to VA loans, closing costs can be negotiated and sometimes covered by a lender. However, in general, buyers will need 2% of the loan amount to pay for closing costs, appraisal, home inspection, taxes, and fees, etc.

Contact [Hawaii VA Loans](#) for more information on how you can take advantage of your VA loan benefit.

**Commute Times in Oahu:** It's no secret, Oahu is busy with a population of almost 1 million, meaning traffic is everywhere. The peak commute hours are 6am-10am and 2pm-6:30pm. Living on the Leeward side of the island could mean transit times from 1-2 hours if traveling into and out of Honolulu. Windward traffic jam commuting generally takes 40 mins-1 hour. From the North Shore to Honolulu it can be 45 mins-1 hour. If you happen to work odd hours, you might be able to escape being stuck in traffic too long. Outside of traffic hours, commutes from the Leeward and Windward sides into Honolulu can be a speedy 30 minutes.

## PERMISSIVE TDY

---

Incoming Soldiers will not be able to take PTDY prior to signing in. Once Soldier has completed in-processing with the Replacement Company, Soldiers will be released to their unit and should then request PTDY for house hunting. Once household goods arrive the Brigade Commander is authorizing 5 days of non-chargeable leave to be taken.

## BARRACKS SOLDIERS

---

All Single Soldiers and unaccompanied Soldiers, E-5 and below, will be placed in the Replacement Company Barracks upon arrival. Once inbound Soldier has completed in-processing, he or she will be released to their unit and be provided a barracks room from Barracks Management.

---

## ARMY COMMUNITY SERVICE PROGRAMS

---

The Relocation Readiness Program (RRP) is designed to minimize the stress of relocation by offering information, resources, and on-line tools to educate and empower Soldiers and Family members to make informed decisions that will help ease the moving process. The Relocation Readiness Program services include Relocation Planning, Welcome Information, Newcomer Orientation, Island Tour, Hawaiian Cultural workshops, Lending Closet, Immigration application assistance, Plan My Move (online resource information tool) and Sponsorship Training. <http://himwr.com/making-a-move>

Employment Readiness Program (ERP) - <http://himwr.com/work-a-career-centers>

Exceptional Family Member Program (EFMP) - <http://himwr.com/home-a-family-life/exceptional-family-member>



## SCHOOLS AND EDUCATION

---

### School Liaison Office

School Support Services is a branch of Child, Youth & School Services (CYSS). The program is responsible for the coordination and assistance of Army school-age youth with educational opportunities and information necessary to achieve academic success. <http://himwr.com/school-support-services>



### Registering Requirements

Registering for schools on Hawaii information and resource can be found at <http://himwr.com/images/CYSS/SSS/Hawaii-School-Information-2011-2012.pdf>

### DEPARTMENT OF EDUCATION

Department of Education-Hawaii all schools in Hawaii, both on and off post, are administered by the Hawaii Department of Education. <http://doe.k12.hi.us/>

### Fort Shafter:

Moanalua High School - <http://www.mohs.k12.hi.us/index2.html>  
2825 Ala Ilima Street Honolulu, HI 96818, Phone: (808) 837-8455

### Aliamanu Military Reservation (AMR):

Aliamanu Middle School - <http://aliamint.k12.hi.us/>  
3271 Salt Lake Blvd., Honolulu, HI 96818, Phone: (808) 421-4100

Admiral Arthur W. Radford High School – <http://radford.k12.hi.us/>  
4361 Salt Lake Boulevard, Honolulu, HI 96818, Phone: (808) 421-4200

**Schofield Barracks and Wheeler Army Airfield:**

Wheeler Middle School - <http://www.wheelm.k12.hi.us/main/home.html>  
2 Wheeler Army Air Field, Wahiawa, HI 96786, Phone: (808) 622-6525

Leilehua High School - <http://welcometoleilehuahs.weebly.com/>  
1515 California Ave., Waihawa, HI 96786, Phone: (808) 622-6550 Ext. 250

PRIVATE SCHOOLS [http://www.hais.org/pages/4241\\_Home.asp](http://www.hais.org/pages/4241_Home.asp)

HAWAII HOME SCHOOL ASSOCIATION <http://www.hawaiihomeschoolassociation.org/>

CHRISTIAN HOME SCHOOLS OF HAWAII  
<http://www.christianhomeschoolersofhawaii.org/>



## U.S. Army Child, Youth & School Services

### CHILD AND YOUTH SUPPORT SERVICES

---

Child Youth and School Services Mission is to provide a seamless delivery of quality care and services for eligible children and youth (4 weeks through 18 years of age) that enhance military readiness and reduce conflicts between parental responsibilities and their mission requirements. Child & Youth Services Coordinator (808) 656-0093.



## COMMANDS

---

US ARMY GARRISON-HAWAII <https://home.army.mil/hawaii/>

US ARMY PACIFIC  
<http://www.army.mil/info/organization/unitsandcommands/commandstructure/usarpac/>

8<sup>th</sup> THEATRE SUPPORT COMMAND <http://www.usarpac.army.mil/8tsc/index.html>

25<sup>th</sup> INFANTRY DIVISION <http://www.25idl.army.mil/>

TRIPLER ARMY MEDICAL CENTER <http://www.tamc.amedd.army.mil>

## MEDICAL RESOURCES

---

Hospital functions have nearly all been consolidated to **Triple Army Medical Center**:

Address: Jarrett White Rd Honolulu, HI 96859

Online Appointments: [www.tricareonline.com](http://www.tricareonline.com)

24-Hour Nurses' Line: 1-800 TRICARE (874.2273)

All Medical/Dental: [www.tricare.mil](http://www.tricare.mil)

MetLife Dental: 1-855-638-8371 (CONUS) / 1.855.638.8372 (OCONUS)

### **Schofield Barracks:**

Acute Care Clinic: (808.433.8850) \*\*\*The Acute Care Clinic is located on the first floor of Building 684 of the Schofield Barracks Health Clinic. Access is via the ACC front door facing Waianae Avenue\*\*\*

Fires and Sustainment Clinic: 808.433.8475

Dental Clinic: 808.433.6825

Appointments: 808.433.2778

### **Tripler Army Medical:**

Center Emergency Room: 808.433.6629

Central Appointments: 808.433.6661

Drop-In Care: 808.433.3270

United Healthcare: 877.988.9378

## MILITARY HOME and FRONT-POST INFORMATION

---

This website provides information on your new duty station and also helps you plan your move. Click on “Troops and Families” at the top left, then on “moving and relocation”. There are a number of helpful resources on this page. <http://militaryhomefront.dod.mil/>

MILITARY BASES IN HAWAII <http://militarybases.com/hawaii/>

BASIC ALLOWANCE FOR HOUSING RATES  
<http://www.defensetravel.dod.mil/site/bahCalc.cfm>

## FIREARMS REGISTRATION

---

Upon arrival, military members must register their firearms with the state of Hawaii and the base assigned. The limit to register your firearms is 3 days with the Honolulu Police Department (HPD). Failure to register your firearms could result in a felony possession of firearms charge. To register simply take the unloaded firearm to the Firearms Division of HPD for inspection along with proper identification and proof of ownership. You will be fingerprinted (\$16.50 fee) and photographed.

If you plan to live in military or privatized on base housing, you must register the firearm with the base's security office you are on. You will need to bring a valid military ID card and proof of HPD firearm registration, and proof of residence in the housing area.

Personally-owned firearms must be registered with the state of Hawaii and either the Schofield Barracks Provost Marshal Office within 72 hours of arrival.

Visit the [Directorate of Emergency Services](#) page to learn more.

## RESIDENTS OF HAWAII

---

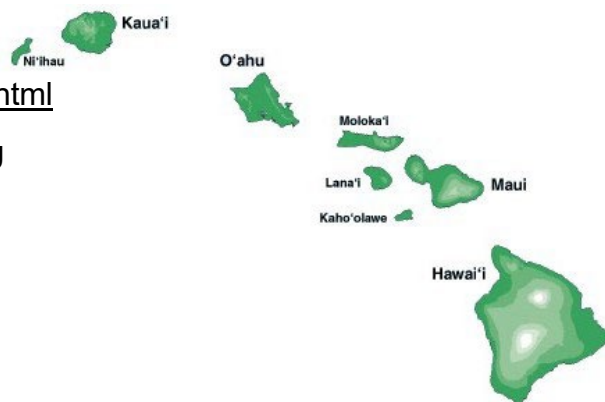
Welcome to Hawaii! Our Relocation/Information & Referral Team looks forward to meeting you at our Newcomers' Orientation. Please call or email us if you need further assistance. For information about community information, public safety and service information about Hawaii please go to <http://www.honolulu.gov/residents/>

### OTHER RESOURCES

MAPS OF HAWAII <http://gis.hicentral.com/maps.html>

FMWR RECREATION AND LEISURE ON OAHU  
<http://himwr.com/recreation-and-leisure>

HAWAII ARMY WEEKLY  
<http://www.hawaiiarmyweekly.com/>




## OAHU BEACH SAFETY TIPS

### BEACH SAFETY

- Study the conditions before entering the ocean.
- **OBSERVE** the activities of others in the ocean-i.e., if everyone is on surfboards, swimming might not be the best activity at that beach.
- **ASK** the lifeguards.
- **KNOW** your limits in the water.
- If in doubt, don't go out.
- Swim in lifeguarded areas.
- Never swim alone.
- Don't dive into unknown water or into shallow breaking waves.
- Check with lifeguard on beach and surf conditions before swimming.
- If you are unable to swim out of a strong

### HAZARDOUS CONDITIONS



**SHARP CORAL** Most of Hawaii's beaches have sharp coral reefs close to the shoreline. Utilize caution when swimming in shallow reef area. Foot protection is advised. Don't walk on the reef.



**DANGEROUS SHORE BREAK** This condition occurs when waves break abruptly in shallow water or directly onto the sand near or at the shoreline.

Shorebreak waves can cause serious injuries, including neck and spinal fractures that may result in paralysis and/or death. These injuries occur in small waves as well as in large surf. Exercise extreme caution and avoid being thrown "over the falls" and striking the bottom.



**LARGE SURF** Large powerful waves generated by storms at sea sometimes thousands of miles from the Hawaiian islands. Seasonal high surf occurs on all shores of Oahu. Typically, ---shorelines facing north, east and west receive high

surf during winter months. Shores facing southeast and southwest receive high surf during summer months. High surf causes strong currents that can take you out to sea.



**STRONG CURRENT** Swift moving channels of water difficult to swim against. Strong currents frequently accompany high surf and rapid tide changes and can be recognized as a

turbulent channel of water between areas where waves are breaking.



**WAVES ON LEDGE** Large waves originating from deep waters breaking directly on rock ledges. This can occur even when the water appears to be calm. Be cautious when walking along rocky coastlines where waves are

breaking. Don't go into the wet rocky zone. The ocean is unpredictable and has been known to wash people in. Don't put yourself in a position where you could be swept away.

# OAHU BEACH PARKS

	Restrooms	Showers	Picnic Area	Phone	ADA Access	Sand/Reef	Lifeguard
Ala Moana	•	•	•	•	•	•	•
Waikiki	•	•	•	•	•	•	•
Hanauma Bay	•	•	•	•	•	•	•
Sandy Beach	•	•	•	•	•	•	•
Makapuu	•	•	•	•	•	•	•
Waimanalo Bay Recreation Area	•	•	•	•	•	•	•
Bellows	•	•	•	•	•	•	•
Kailua	•	•	•	•	•	•	•
Kualoa	•	•	•	•	•	•	•
Sunset	•	•	•	•	•	•	•
Ehukai	•	•	•	•	•	•	•
KeWaena	•	•	•	•	•	•	•
Waimea	•	•	•	•	•	•	•
Alii (Haleiwa)	•	•	•	•	•	•	•
Makaha	•	•	•	•	•	•	•
Pokai Bay	•	•	•	•	•	•	•
Nanakuli	•	•	•	•	•	•	•
Mali	•	•	•	•	•	•	•

\*Lifeguarded summers and weekends only.

Always check with lifeguard on beach conditions.



HIGH SURF



WAVES ON LEDGE



STRONG CURRENT



SHARP CORAL



SUDDEN DROP OFF



SLIPPERY ROCKS



DANGEROUS SHOREBREAK



NO WINDSURFING



NO SWIMMING



MAN-O-WAR JELLYFISH



NO SURFING



NO DIVING



**NORTH SHORE** This coastline blessed with pristine white sand beaches is known for its world-class surfing. Caution is advised especially during the winter months when waves may reach heights of up to 25 feet. The summer is excellent for snorkeling and swimming as there is often no surf.

**WEST SHORE** This coast is more arid than the windward coast and has many excellent beaches. This coast is known for offshore fishing spots. Caution is also advised during episodes of high surf which occur in both winter and summer months.

**EAST SHORE** This coastline known as the windward coast has lush tropical beach setting which are favorite locations for windsurfing, canoeing, and sailing enthusiasts. With northeast tradewinds blowing 90% of the year, watch out for the Portuguese-man-of-war (stinging blue jellyfish); they can pose a problem for beach-goers.

**SOUTH SHORE** This coastline is known for its many family beaches. Activities like snorkeling, tide pooling, swimming and any general ocean recreation are popular on the South Shore. Caution should be taken during seasonal high surf in the summer. Box jellyfish come into the South Shore beaches often; don't swim when they are in the area.



## COMMONLY REFERENCED NUMBERS ON OAHU

---

<b>Army Community Service, Schofield Barracks</b>	(808) 655-4227
<b>Army Community Service, Fort Shafter</b>	(808) 438-4227
<b>Exceptional Family Member Program</b>	(808) 655-4777
<b>Employment Readiness Program</b>	(808) 655-4788
<b>Relocation Readiness Program</b>	(808) 655-1699
 <b>Child and Youth Services</b>	
Resource & Referral Office (Child/Youth Registration)	(808) 655-5314
School Support Services/School Liaison Office	(808) 655-9818
Child and Youth Service (CYS) Registration	(808) 655-5314/8380
 <b>Civilian Advisory Center (CPAC), Fort Shafter</b>	(808) 438-8446
 <b>Education Center</b>	
Schofield Barracks	(808) 655-0800
Tripler Army Medical Center	(808) 433-6366
 <b>Housing Service Office (HSO) Off-Post</b>	
Schofield Barracks (North)	(808) 655-3073
Fort Shafter (South)	(808) 438-6198
<b>Island Palms Communities</b>	
Schofield Barracks (North)	(808) 275-3700
Fort Shafter (South)	(808) 275-3800
 <b>TLA Approved Lodging</b>	
The Inn at Schofield (North)	(800) 490-9638
Tripler Lodging (South)	(808) 839-2336
 State of Hawaii Animal Quarantine Station	(808) 438-7151
 <b>Information</b>	
Post operator	(808) 449-7110
Tripler Army Medical Center (TAMC) Information	(808) 433-6661
 <b>Transportation Office (In-Bound)</b>	(808) 848-8383
<b>TRICARE Health Benefits Advisor</b>	(808) 433-2778 ext. 392
<b>TRICARE Dental (United Concordia)</b>	(888) 622-2256
<b>TRIWEST Customer Services</b>	(888) 874-9378
 <b>25<sup>th</sup> Sustainment Brigade</b>	(808) 655-4803