

**AIRBORNE URANIUM MONITORING  
U. S. ARMY POHAKULOA TRAINING AREA  
ISLAND OF HAWAII**

**Summary Report - August 2009**

**Contract No. W9128A-04-D-0019  
Task Order 0040**

**Prepared for**

**U. S. Army Corps of Engineers  
Honolulu District  
Fort Shafter, Hawaii**

**and**

**U. S. Army Garrison, Hawaii  
Schofield Barracks, Hawaii**

**Prepared by:**

**J. W. Morrow, DrPH  
Environmental Management Consultant  
Honolulu, Hawaii**

**ACRONYMS AND ABBREVIATIONS**

ATSDR	Agency for Toxic Substances and Disease Registry
EPA	U. S. Environmental Protection Agency
ICP-MS	inductively coupled mass spectrometry
IDL	instrument detection limit
lpm	liters per minute
µg	micrograms
µg/m <sup>3</sup>	micrograms per cubic meter
MRL	minimal risk level
N	number of samples
ppm	parts per million
PRL	practical reporting limit
PTA	Pohakuloa Training Area
TSP	total suspended particulate matter
U	uranium
<sup>238</sup> U	uranium-238 isotope
<sup>234</sup> U	uranium-234 isotope
<sup>235</sup> U	uranium-235 isotope
WHO	World Health Organization

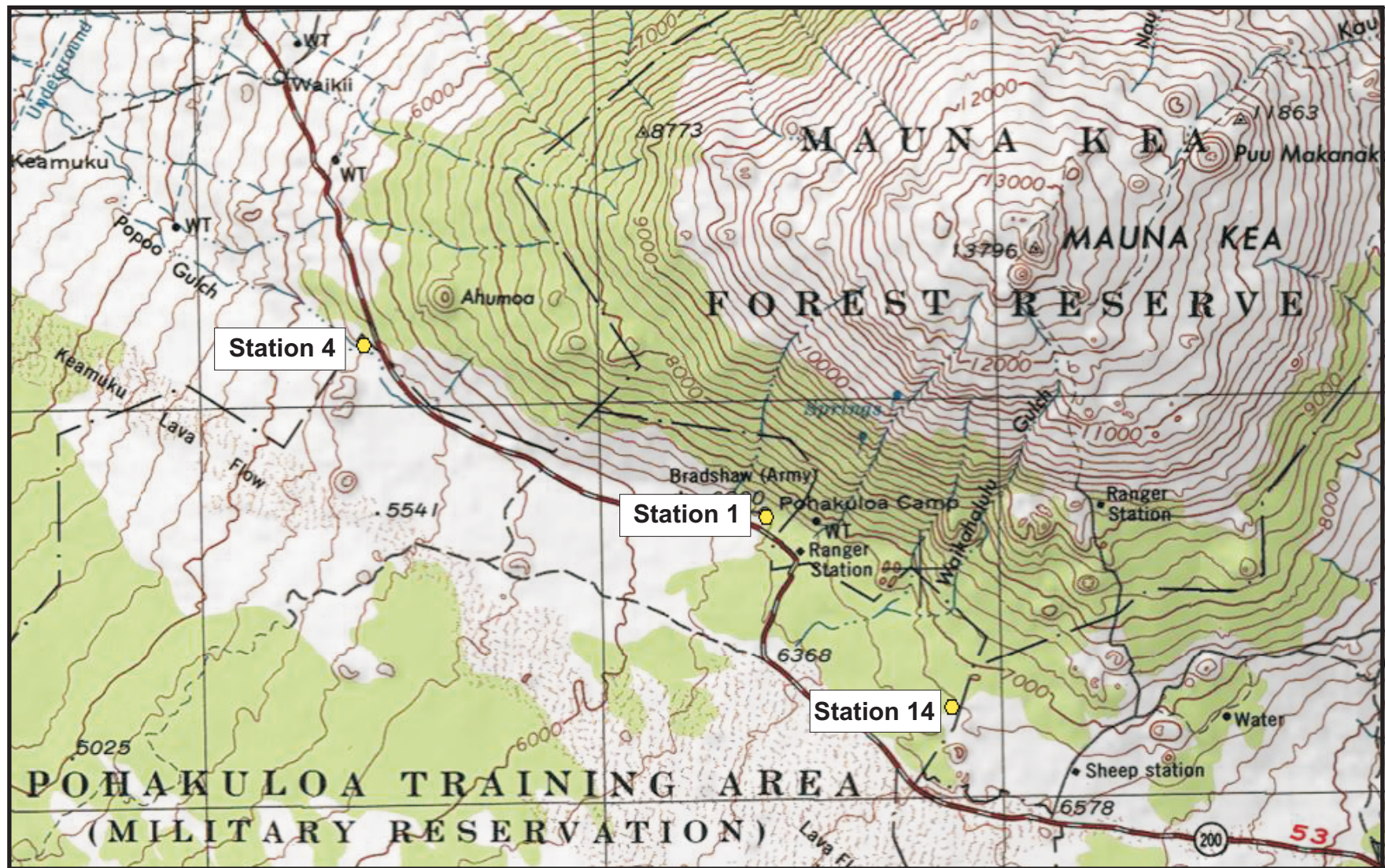
## INTRODUCTION

An airborne uranium monitoring project at the U. S. Army's Pohakuloa Training Area (PTA) commenced on 4 February 2009. Portable samplers operating at a nominal 5 liters per minute (lpm) are located at three (3) sites on PTA (Figure 1). The samplers were originally set to collect total suspended particulate matter (TSP) from midnight to midnight on sample days. However, due to the very low uranium content of the TSP samples, the run time was increased to 72 hours on 19 Apr 09 and has continued at that rate in an effort to raise the collected uranium mass above the practical reporting level (PRL). Since there was no heavy weapons firing activity on PTA ranges in August, each 72-hour sampling period commenced in accordance with EPA's published once-every 6-day schedule.

The 47-mm Teflon filters with the collected TSP are sent to laboratories for gravimetric and then uranium analysis. The analysis method for uranium is inductively coupled plasma - mass spectrometry (ICP-MS), a method capable of detecting uranium down to the picogram ( $10^{-12}$  gram) level.

Fifteen (15) samples were collected and analyzed during August 2009, and the results are presented herein.

FIGURE 1  
MONITORING SITES



## RESULTS AND DISCUSSION

The analysis results for each of the three (3) monitoring stations are summarized in Table 1 and Figures 2 - 4. There was no heavy weapons, i.e., artillery, bombs, rockets employment on the PTA ranges during this reporting period.

The figures also indicate the World Health Organization (WHO) and U. S. Agency for Toxic Substances and Disease Registry (ATSDR) guidelines for uranium exposure protection. The WHO guideline is an annual average while the ATSDR guideline is based on chronic exposure (365 days or longer) to highly soluble uranium compounds. The total airborne uranium concentrations found at PTA in August 2009 are well below both those health guidelines.

**TABLE 1**  
**TSP & AIRBORNE URANIUM CONCENTRATIONS**  
**AUGUST 2009**

Station No.	N	TSP Range ( $\mu\text{g}/\text{m}^3$ )	U Range* ( $\mu\text{g}/\text{m}^3$ )	U Mean* ( $\mu\text{g}/\text{m}^3$ )	ACTIVITY
1	5	8.3 - 11.7	0.000009 - 0.000018	0.000014	No heavy weapons activity
4	5	8.7 - 15.0	0.000007 - 0.000016	0.000010	No heavy weapons activity
14	5	2.3 - 11.5	0.000004 - 0.000022	0.000009	No heavy weapons activity

As was the case and noted in previous reports, the total uranium mass found on most filters in August was well above, i.e., in this case 16 to 62 times, the laboratory's latest determined instrument detection level (IDL) for the ICP-MS method but below the practical reporting level (PRL) of 0.00025 microgram ( $\mu\text{g}$ ). However, the uranium mass collected on three (3) of the filters at Station 1 and one (1) filter each at Stations 4 and 14 was above the PRL.

The fact that most total uranium values continue to be less than the PRL remains significant from a public health perspective. At a nominal sampler flow rate of 5 lpm, the laboratory's PRL of 0.00025 microgram ( $\mu\text{g}$ ) corresponds to an airborne uranium concentration of 0.000035  $\mu\text{g}/\text{m}^3$ , a value several orders of magnitude below health effects guidelines. Uranium isotopes  $^{234}\text{U}$  and  $^{235}\text{U}$  continue to be undetectable.

FIGURE 2

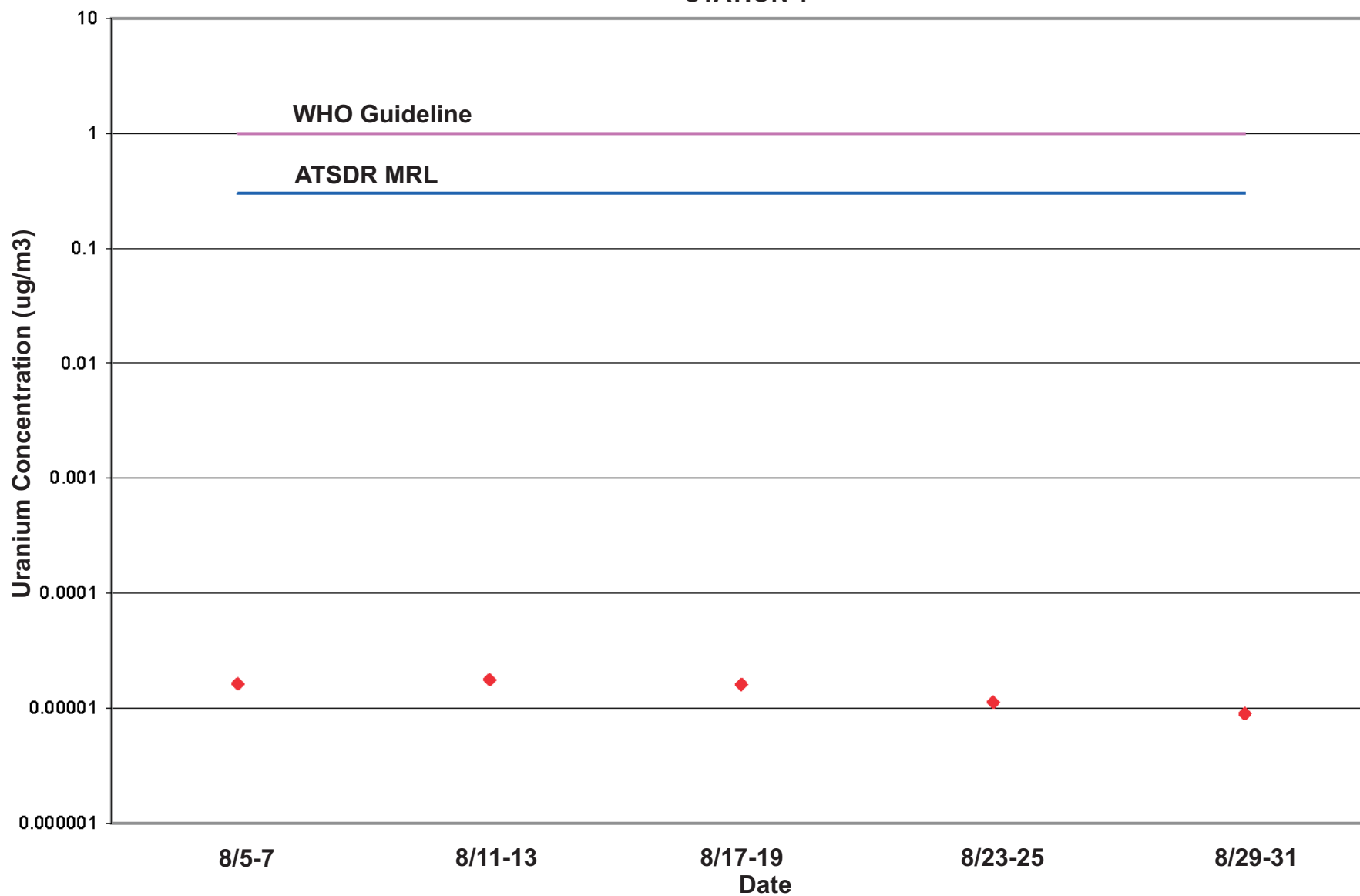
AIRBORNE URANIUM CONCENTRATIONS  
STATION 1

FIGURE 3

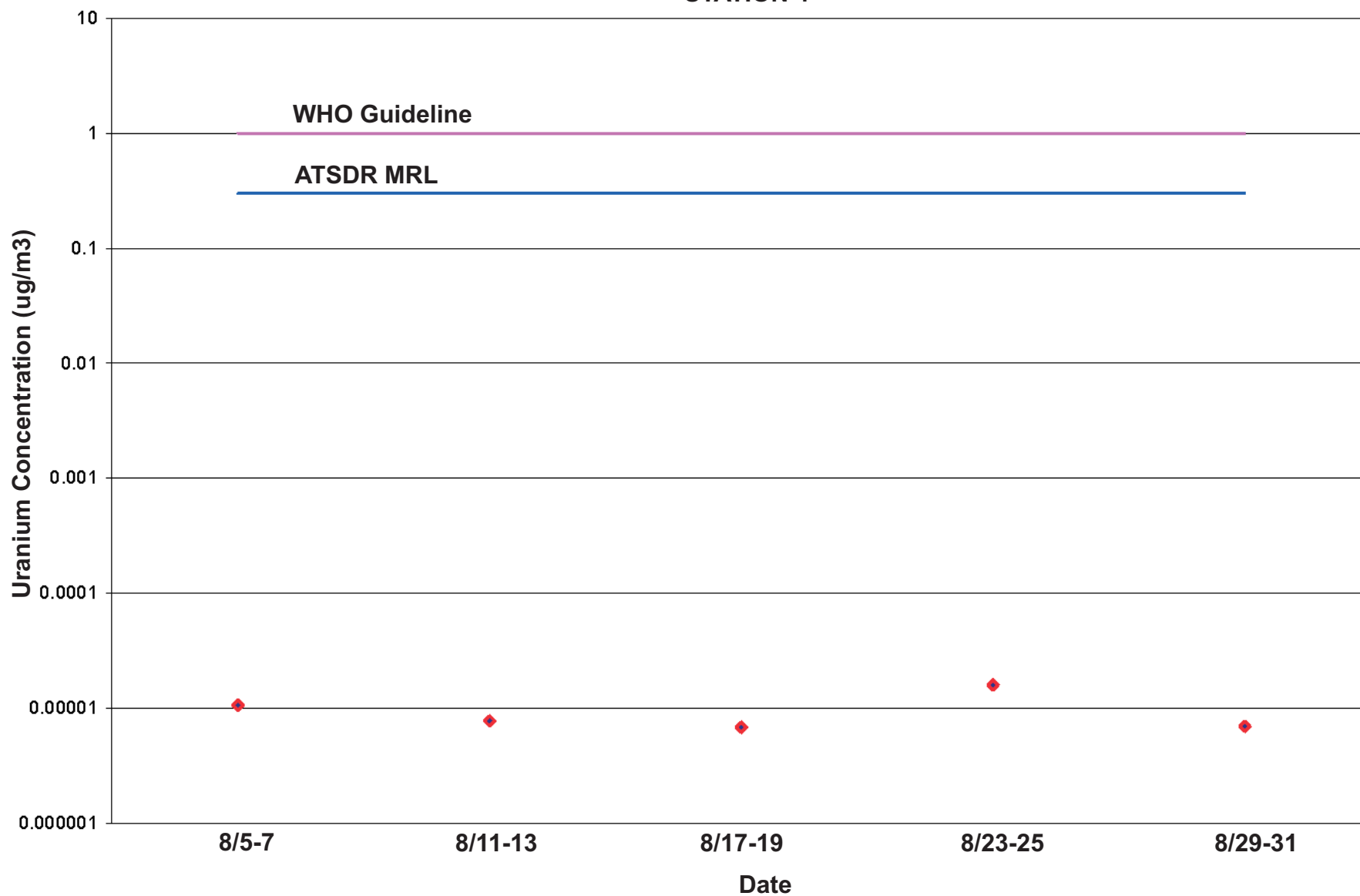
AIRBORNE URANIUM CONCENTRATIONS  
STATION 4



FIGURE 4

AIRBORNE URANIUM CONCENTRATIONS  
STATION 14