

# 2023 Annual Water Quality Report (for water quality in 2022)



U.S. ARMY GARRISON—HAWAII

## Fort Shafter



The Safe Drinking Water Act requires all community water systems to provide an annual Consumer Confidence Report (CCR) to their customers. CCRs provide drinking water quality information, including information on the origin of the drinking water and any detected contaminants.

U.S. Army Garrison-Hawaii is providing this report as a service to the community in conjunction with this Safe Drinking Water Act requirement.

### How does the CCR work?

An essential part of the CCR is the water quality table on page 3 showing the level of each substance detected during 2022. There are three columns on the table which should be given special attention: the maximum contaminant level (MCL), the level detected, and whether a violation

occurred. The Environmental Protection Agency (EPA) set MCLs for a number of substances which may be found in drinking water. All of the substances listed in the table are below the MCLs set by the EPA. U.S. Army Garrison-Hawaii continues to provide some of the cleanest and safest drinking water available in Hawaii.

**What is the source of the water?** The Fort Shafter water system is served by two 12-inch diameter deep wells. Ground water is pumped out of these wells, and chlorinated and fluoridated prior to distribution. Both additives are required under Army standards. Chlorine is used as a disinfectant and fluoride is used to promote strong teeth in children.

The Fort Shafter water system has three different service zones: the upper, the middle, and the lower. Each zone is served by reservoir storage and booster pumps. The upper zone and the majority of the middle zone supply family housing areas. The

lower zone includes the Funston Loop housing area but, primarily supplies water for non-housing demands.

The Fort Shafter system is also interconnected with the City and County of Honolulu water system for emergency situations.

The susceptibility of the Fort Shafter water system to contamination has been evaluated under the Hawaii Source Water Assessment Program. The results of the Assessment, dated March 2004, are available for review by contacting the Directorate of Public Works, Environmental Division, at (808) 656-3107.

In order to ensure that tap water is safe to drink, the EPA prescribes regulations that limit the amount of specific contaminants in water provided by public water systems. Food and Drug Administration regulations establish limits for the contaminants in bottled water, which must provide the same protection for public health as tap water.

THE FOLLOWING  
PAGES WILL DESCRIBE  
THE CONTAMINANTS  
AND THE RESULTS OF  
THE DRINKING WATER  
SAMPLING THAT  
OCCURRED IN 2022.

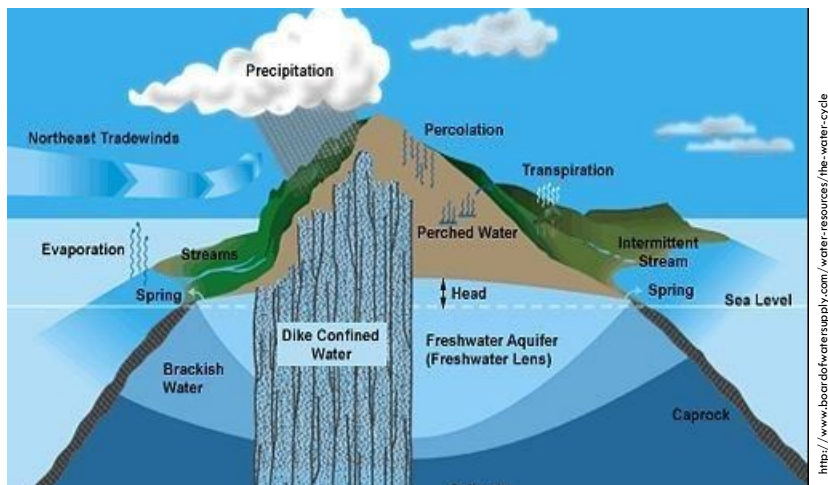
### Inside this Report:

SOURCE OF CONTAMINANTS	2
CONTAMINANT CATEGORIES	2
LEAD FACTS	2
HEALTH INFORMATION	2
WATER QUALITY TABLE	3
SUMMARY OF RESULTS	4
CROSS CONNECTION INFORMATION	4

# 2023 Annual Water Quality Report (for water quality in 2022)

## Where Do Potential Ground Water Quality Problems Come From?

As water percolates through the ground, it dissolves naturally-occurring minerals. Substances resulting from the presence of animal or human activity can also be introduced to the ground water or the distribution system. Drinking water, including bottled water, may reasonably be expected to contain at least small amounts of some contaminants. The presence of contaminants does not necessarily indicate that water poses a health risk. More information about contaminants and potential health effects can be obtained by calling the EPA Safe Drinking Water Hotline (1-800-426-4791) or submitting a request through their online form at <https://www.epa.gov/ground-water-and-drinking-water/safe-drinking-water-information>.



The sources of drinking water (both tap water and bottled water) include rivers, lakes, streams, ponds, reservoirs, springs, and wells. As water travels over the surface of the land or through the ground, the water dissolves naturally occurring minerals and, in some cases, radioactive material. The water can also pick up substances resulting from the presence of animals or from human activity as indicated in the contaminant summary below.

### Contaminant Categories

**Microbial contaminants**, such as viruses and bacteria that may come from sewage treatment plants, septic systems, agricultural livestock operations, and wildlife.

**Inorganic contaminants**, such as salts and metals, which can be naturally-occurring or result from urban storm water runoff, industrial or domestic wastewater discharges, oil and gas production, mining, or farming.

**Pesticides and herbicides**, which may come from a variety of sources such as agriculture, urban storm water runoff, and residential uses.

**Organic chemical contaminants**, including synthetic and volatile organic chemicals, which are by-products of industrial processes and petroleum production, and also come from gas stations, urban storm water runoff, and septic systems.

**Radioactive contaminants**, which can be naturally-occurring or be the result of oil and gas production and mining activities.

### Lead Facts

If present, elevated levels of lead can cause serious health problems, especially for pregnant women and young children. Lead in drinking water is primarily from materials and components associated with service lines and home plumbing. The Fort Shafter Water System is responsible for providing high-quality drinking water, but cannot control the variety of materials used in plumbing components. When your water has been sitting for several hours, you can minimize the potential for lead exposure by flushing your tap for 30 seconds to 2 minutes before using water for drinking or cooking. If you are concerned about lead in your water, you may wish to have your water tested. Information on lead in drinking water, testing methods, and steps you can take to minimize exposure is available from the Safe Drinking Water Hotline or at <https://www.epa.gov/safewater/lead>.

### Important Health Information

Some people may be more vulnerable to contaminants in drinking water than the general population. Immuno-compromised persons such as persons with cancer undergoing chemotherapy, persons who have undergone organ transplants, people with HIV/AIDS or other immune system disorders, some elderly, and infants can be particularly at risk from infections. These people should seek advice about drinking water from their health care providers. EPA/Center for Disease Control guidelines on appropriate means to lessen the risk of infection by *Cryptosporidium* and other microbial contaminants are available from the Safe Drinking Water Hotline (1-800-426-4791). Please share this information with all the other people who drink this water, especially those who may not have received this notice directly (for example, people in apartments, nursing homes, schools, and businesses.) You can do this by posting this notice in a public place or distributing copies by hand or mail.

# Water Quality Table for Fort Shafter Water System

The tables below list all of the drinking water contaminants detected during calendar year 2022 unless otherwise indicated. The EPA allows us to monitor for some contaminants less than once per year because the concentrations of these contaminants do not vary significantly from year to year, or our system is not considered vulnerable to this type of contamination. Some of our data, though representative, are more than one year old. Results of samples in the tables below identify low levels of contaminants detected below EPA limits. The presence of these contaminants does not necessarily indicate that the water poses a health risk.

Contaminants in the Distribution System (units of measurement)	MCL	MCLG	Average Level Detected	Range of Detection (multiple samples)	Likely Source of Contaminant	Violation
<b>Disinfectant &amp; Disinfection Byproducts</b>						
Residual Chlorine (ppm)	MRDL=4	MRDLG=4	0.72	0.23-1.19	Water additive used to control microbes	NO
Total Trihalomethanes (ppb)	80	N/A	7.90	No Range	By-product of drinking water Chlorination	NO
Total Haloacetic Acids (ppb)	60	N/A	1.60	No Range	By-product of drinking water chlorination	
<b>Inorganic</b>						
Copper (ppm)	AL=1.3	1.3	ND <sup>1,2</sup>	0 <sup>3</sup>	Corrosion of household plumbing systems; Erosion of natural deposits	NO
Lead (ppb)	AL= 15	0	ND <sup>1,2</sup>	0 <sup>3</sup>	Corrosion of household plumbing systems; erosion of natural deposits	NO
Fluoride <sup>4</sup> (ppm)	4	4	0.71	0-1.21	Erosion of natural deposits; water additive to promote strong teeth	NO
Contaminants in the Plant Water (units of measurement)	MCL	MCLG	Highest Level Detected	Range of Detection (multiple samples)	Likely Source of Contaminant	Violation
<b>Inorganic</b>						
Barium (ppb)	2000	2000	25.79 <sup>2</sup> (2020)	No Range	Erosion of natural deposits	NO
Chromium (ppb)	100	100	2 <sup>2</sup> (2020)	No Range	Erosion of natural deposits	NO
Fluoride (ppm)	4	4	0.30	No Range	Erosion of natural deposits; water additive to promote strong teeth	NO
Nitrate as Nitrogen (ppm)	10	10	0.48	No Range	Runoff from fertilizer use	NO
<b>Unregulated<sup>5</sup></b>						
Sodium (ppm)	N/A	N/A	83 <sup>2</sup> (2020)	No Range	Naturally occurring	N/A
Sulfate (ppm)	250 <sup>6</sup>	N/A	36	No Range	Naturally occurring	N/A

## Table Definitions, Notes, and Abbreviations

### Table Definitions:

**MCL** - Maximum Contaminant Level - The highest level of a contaminant that is allowed in drinking water. MCLs are set as close to the MCLGs as feasible using the best available treatment technology.

**MCLG** - Maximum Contaminant Level Goal - The level of a contaminant in drinking water below which there is no known or expected risk to health. MCLGs allow for a margin of safety.

**MRDL** - Maximum Residual Disinfectant Level - The highest level of a disinfectant allowed in drinking water. There is convincing evidence that addition of a disinfectant is necessary for control of microbial contaminants.

**MRDLG** - Maximum Residual Disinfectant Level Goal - The level of a drinking water disinfectant below which there is no known or expected risk to health. MRDLGs do not reflect the benefits of the use of disinfectants to control microbial contamination.

**AL** - Action Level - The concentration of a contaminant which, if exceeded, triggers treatment or other requirements which a water system must follow.

## Table Definitions, Notes, and Abbreviations, Continued

### Table Notes:

1. In accordance with EPA and State regulations, this number represents the 90th percentile value of the sample collected.
2. The state and EPA require water systems to monitor certain contaminants less than once per year because the concentration is not expected to vary significantly from year to year. The date of the last sample collected is as indicated.
3. Number of samples above the action level.
4. Fluoride is added to the water system to help promote healthy teeth in children. The target level is 0.7 ppm.
5. Unregulated contaminant monitoring helps EPA to determine where certain contaminants occur and whether the Agency should consider regulating those contaminants in the future.
6. This is a Secondary Maximum Contaminant Level (SMCL). It is not enforced by the EPA and is not considered a risk to human health at SMCL.

### Table Abbreviations:

**ppb** - parts per billion or micrograms per liter ( $\mu\text{g/L}$ )  
**ppm** - parts per million or milligrams per liter ( $\text{mg/L}$ )  
**pCi/L** - picocurie per liter  
**N/A** - not applicable

## Summary of Results

Many different water samples are collected and analyzed for various contaminants throughout the year. The number and frequency of sampling events depends upon federal and state requirements. The water quality table on page 3 lists all of the drinking water contaminants detected during calendar year 2022, there were no violations. All of the substances listed in the table are below the MCLs set by the EPA. Contaminants not present in the drinking water or analyzed below detection limits are not included in this table. Remember, the presence of contaminants does not necessarily indicate that the water poses a health risk.

**This CCR is posted on the web at:**

<https://home.army.mil/hawaii/index.php/water-quality-report-shafter>

THE DIRECTORATE OF PUBLIC WORKS DOES NOT HAVE ROUTINE PUBLIC MEETINGS ABOUT THE WATER SYSTEM. IF YOU HAVE QUESTIONS REGARDING THE WATER SYSTEM OR WATER QUALITY PLEASE CONTACT THE DPW ENVIRONMENTAL DIVISION, SAFE DRINKING WATER PROGRAM AT (808) 656-3107.


## Cross Connection Information

Cross-connection is defined as an actual or potential connection between a drinking water supply and any source through which backflow may occur and introduce any substance other than the intended drinking water into the drinking water system.

DO NOT connect hoses or equipment to fire hydrants, backflow preventers, or utility sink faucets to fill water buffaloes, water trucks, or other equipment. Unauthorized connections to the drinking water system may present a possible risk of chemical or microbiological contamination into our drinking water system.


To ensure a safe and secure drinking water system, all connections, including temporary water connections, must be approved by the DPW Plumbing Shop. To request a water connection, please submit information via ArMA.

If you encounter any cross connections that may have the potential to introduce contaminants into our drinking water system please contact us! The DPW Safe Drinking Water Program can be reached at (808) 656-3107.



**United States Army  
Garrison – Hawaii**  
 DPW Environmental  
 Division (AMIM-HWP-  
 E)  
 947 Wright Avenue,  
 Wheeler Army Airfield  
 Schofield Barracks, HI  
 96857  
 (808) 656-3107

**Tripler Army  
Medical Center**  
 Preventive Medicine  
 1 Jarrett White Road  
 Honolulu, Hawaii  
 96859-5000



<https://www.dhs.gov/home-components/news/26>  
 W/Practi-1: Backflow-1: 10/10/2024