


3Rs Explosives Safety Guide

Outdoor Recreation



HIKING, HUNTING, FISHING, CAMPING, SIGHTSEEING, GARDENING AND SCUBA DIVING ARE SOME OF THE WAYS THAT PEOPLE ENJOY THE OUTDOORS.

Outdoor recreation, which has always been popular, is now becoming more and more popular. Many areas used for outdoor recreation have also played a vital role in preparing our armed forces for national defense.

The United States has always maintained a highly trained and ready military to protect its national interests. Because of the training and testing required to maintain this force, millions of acres in the United States and along its shores are known or suspected to contain military munitions in the form of unexploded ordnance (UXO), or discarded military munitions. Although DoD routinely made an effort to remove any explosive hazards (munitions) present before releasing the land from its control, some may remain. These explosive hazards may be found on the surface or in the subsurface.

Given past munitions-related activities (e.g., live-fire training, demilitarization), and for a number of other reasons (e.g., Civil War battles, family member war trophies), it is possible to encounter munitions almost anywhere. When encountered, munitions present a potential explosive hazard that can easily end in tragedy.



Such a tragedy occurred in 2000 when a 9-year-old boy found an artillery round while playing near a former military range. After keeping it for more than a year, the round exploded while he was playing with it. As a result, he lost part of his arm. Unfortunately, his family did not recognize the potential hazard the munition posed, and their son's life was changed forever.

Munitions encountered on land or underwater should be considered extremely dangerous. They can explode if disturbed or handled.

To protect yourself, your family, your friends and your neighbors learn and follow the 3Rs of explosives safety: Recognize, Retreat, Report.



Recognize

Recognizing when you may have encountered a munition is one of the most important steps in reducing the risk of injury or death. Munitions, which may be encountered on land or underwater, might be easy or hard to identify. If you encounter or even suspect that you have encountered a munition, you should consider it extremely dangerous.

Munitions, including suspect munitions, should never be touched, moved, or disturbed. If they explode, anyone in the vicinity can be injured or killed.

Remember munitions:

- Come in many shapes and sizes
 - Could look like a:
 - Pointed pipe
 - Soda can
 - Baseball
 - Car muffler
 - Necklace bead
- May:
 - Look new or old
 - Be found singly or in groups



Regardless of size or shape and whether complete or in pieces, any munition or suspect munition encountered should be considered extremely dangerous.

NEVER TOUCH, MOVE OR DISTURB A MUNITION; THEY ARE DESIGNED TO INJURE, MAIM, OR KILL

Munitions may be:

- Found almost anywhere
- Clearly visible on the surface
- Buried at depths of inches to feet
- Partially or completely hidden by vegetation, or dirt
- Underwater, in lakes, streams, or the ocean and are often partially or completely covered with algae or sea life
- Exposed by erosion or fire

Munitions are most often encountered in areas the military once used or still uses for training, demilitarization, or disposal. Munitions can also be found in areas where combat operations once occurred. Remember, even cannon balls found on Civil War battlefields present a potential explosive hazard.



- On land, warning signs often mark these areas
- At sea, they are normally charted as restricted areas or marked with buoys as danger zones

The best way to avoid injury or death is to stay out of areas marked with warning signs or charted as restricted. By doing so, you will avoid areas known or suspected to contain munitions.

Hiking or sightseeing on or near military training areas or former battle grounds can lead to an encounter with a munition that, depending on your actions, can prove deadly. Often, such areas warn users of the potential hazards, and provide instructions (e.g., remain on established trails) on the area's safe use.

COLLECTING OR KEEPING MUNITIONS AS SOUVENIRS IS DANGEROUS AND CAN BE DEADLY

Unfortunately, munitions are a popular, but potentially deadly souvenir. Taking a munition for a keepsake presents an immediate and real danger to you. Bringing one home endangers your family and friends. Don't be tempted.

Should you or your family have a souvenir that is or may be a munition, even if it has been in the family for years, remember it may still be deadly. Call 911 and Oahu Training Areas and Range, (808) 787-4193 to report it before someone gets hurt.

Retreat

If you encounter or suspect you may have encountered a munition, do not touch, move or disturb it, but carefully retreat from the area by retracing your steps.

Never:

- Explore areas where munitions are present
- Touch, move or disturb a munition
- Approach a munition or a suspect munition (Some fuzes are sensitive to changes in temperature, movement or pressure)
- Throw anything at a munition, as it may detonate with the slightest touch)



If you encounter or suspect you may have encountered a munition, do not touch, move or disturb it. Instead, immediately and carefully leave the area. If on land, retrace your steps out of the area by the same path which you entered. Once safely away, mark the path with a piece of clothing, if possible. If in the water, swim away in the direction from which you came. If possible, get a fix on your position.



Report

Protect yourself, your family, your friends and your neighbors by following the 3Rs. If you encounter or suspect you have encountered a munition, immediately report it to the police. Advise your children and their friends to immediately report any discovery of munitions or suspected munitions to the police, a teacher, a parent or another adult.

Provide as much information as possible about what you saw and where you saw it. This will help the police and explosive ordnance disposal personnel (usually referred to as EOD personnel) find, evaluate and address the situation.



When you report the encounter, provide:

- The area where you encountered it
- A general description of the munition, to include:
 - Its size and shape
 - Any readily visible markings--do not approach or handle the munition to see markings

ON LAND OR WHILE SWIMMING OR SCUBA DIVING FROM SHORE

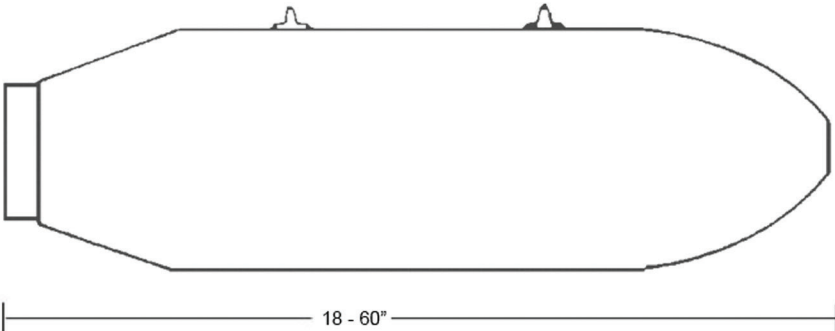
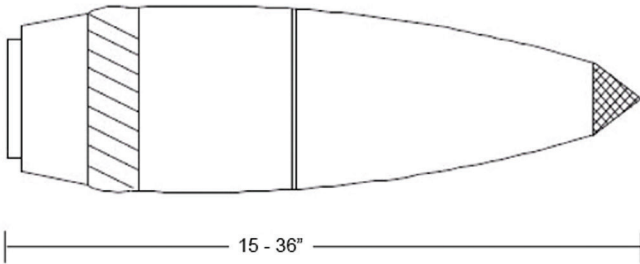
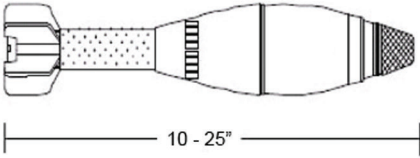
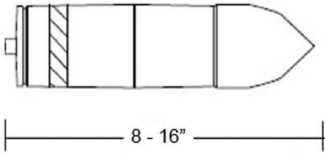
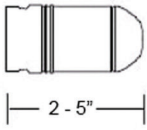
- Call 911 (local law enforcement) as soon as possible
- Provide:
 - The name or location of the area where you saw the munition
 - A landmark near the munition

AT SEA

- Notify U.S. Coast Guard on Channel 16 (156.800 MHz), as soon as possible
- Provide:
 - Your boat's position or if the position is unknown, give the location's "popular" name, coordinates, or a range and bearing
 - Activity (e.g., fishing) you were conducting
 - Estimated water depth

Just as on land, the only thing to do is leave the munition or suspect munition where it lies. Do not touch, move or disturb it. If inadvertently brought on board, carefully and gently put it back in the water.

**MUNITIONS
COMMON SIZE
AND SHAPE
PROFILES**



Don't Forget

- Munitions are dangerous and may not be easily recognizable!
- Avoid areas where munitions may be encountered!
- Follow posted warnings; Never touch, move or disturb a munition!

Follow the 3Rs

Recognize

When you may have come across a munition, and that munitions are dangerous

Retreat

Do not approach, touch, move, or disturb it, but carefully leave the area.

Report

Immediately what you saw and where you saw it to local law enforcement – call 911



For additional information visit the US Army's
Explosives Safety Education website

<https://3Rs.mil>