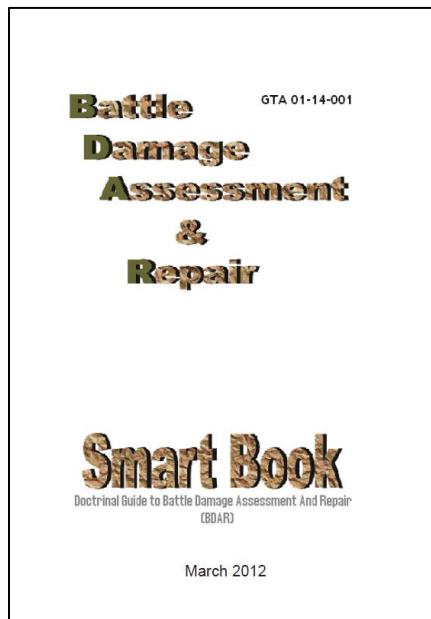


GTA 01-14-001: Battle Damage Assessment & Repair (BDAR) Smart Book

MEDIA: 58 Page Booklet

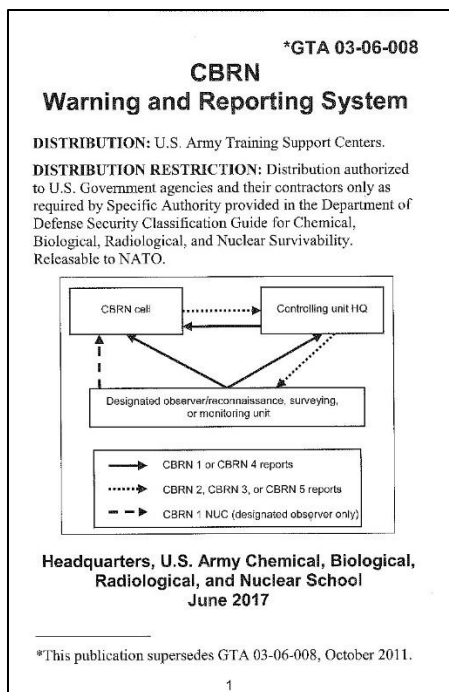
SYNOPSIS: This GTA provides the procedure used to rapidly return disabled equipment to the operational commander by applying field- expedient repairs to damaged components. It contains information on: Battle Damage Assessment, Fluid Line BDAR kit, Electrical DBR kit, Electrical BDR kit, Polymer BDR kit, Tire BDR kit, Drive Belt BDR Kit, Hardware BDR Kit, and BDAR Kit component List.



GTA 03-06-008: CBRN WARNING AND REPORTING SYSTEM

MEDIA: 4.125" X 6.25 folded, printed on front and back

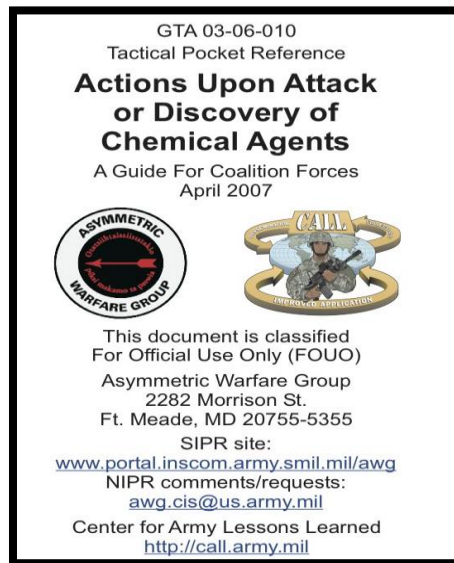
SYNOPSIS: This GTA is used in preparation of CBRN reports, transmission factors for residual radiation, significance of predicted fallout zones, and the effective downward message. Supersedes GTA 03-06-008, October 2011.



GTA 03-06-010: ASYMMETRIC WARFARE GROUP (AWG): ACTIONS UPON ATTACK OR DISCOVERY OF CHEMICAL AGENTS

MEDIA: 16- Panel Folded Card


SYNOPSIS: The Actions Upon Attack of Discovery of Chemical Agents Smart Card is a 16-panel, folded card. It incorporates Chemical Munition Threat in Iraq, Toxic Industrial Chemical (TIC) Threat in Iraq, Characteristics of Agents Sarin (GB), Mustard (HD) Agent, and Chlorine (Cl), Identification of Potential Chemical Munitions/Improvised Explosive Devices (IEDs), Means of Detection Identification, Actions to take if you believe you have been attacked by an IED containing a chemical munition, Principles of Contamination Avoidance, Principles of Contaminated Casualty Evacuation (CASEVAC), and Principles of Decontamination.



GTA 03-08-002: CONTAMINATED CAUSALITY CARE

MEDIA: 5.5" X 3.75 folded, printed on front and back

SYNOPSIS: This GTA is intended to provide Soldiers a lightweight, portable, one-stop resource to assist them in performing successfully in a Combat Environment for Casualty Decontamination Site.



GTA 03-10-001: CBRN INDIVIDUAL PROTECTIVE EQUIPMENT (IPE)

MEDIA: Foldable

SYNOPSIS: This GTA is intended to provide Soldiers a lightweight, portable, one-stop resource to assist them in performing successfully in a Combat Environment.



GTA 03-10-002: SMALL-UNIT CBRN DETECTION EQUIPMENT

MEDIA: Foldable

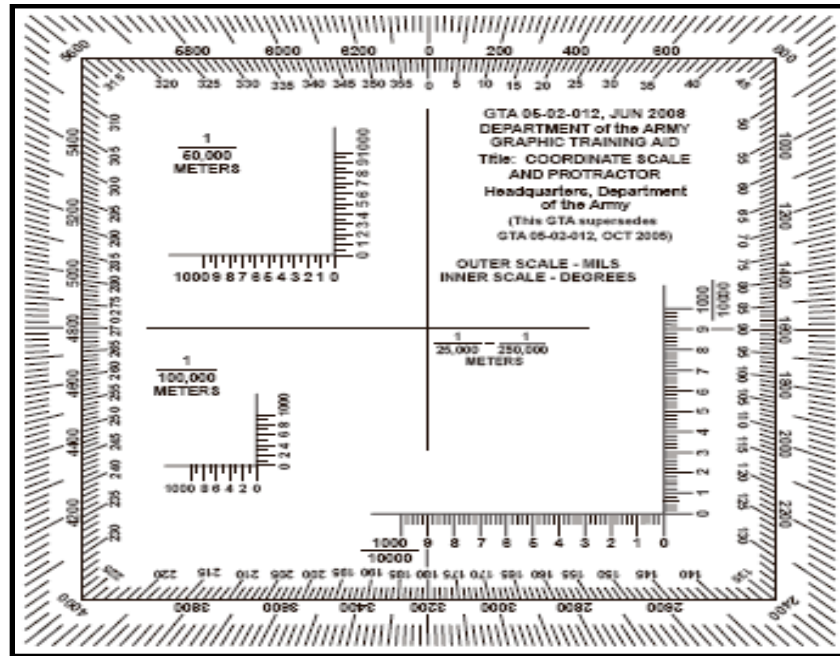
SYNOPSIS: This GTA is intended to provide Soldiers a lightweight, portable, one-stop resource to assist them in performing successfully in a Combat Environment. This GTA provides U.S., ROK, and FVEY coalition service-members, maneuver and CBRN units, and unified actions partners (UAPs) a quick pocket reference on how to effectively operate small-unit detection equipment across the CBRN spectrum at all levels. It first provides a summary of various CBRN hazard signs, then a summary list of detection equipment across the spectrum, to include NSNs for common replacement accessories.



GTA 05-02-012: COORDINATE SCALE AND PROTRACTOR

MEDIA: Simple B&W Plastic Device

SYNOPSIS: This 5" x 5" device is a transparent heavy plastic (weatherproof) coordinate scale used to measure azimuth and convert to mils. The outer scale measures MILS and the inner scale measures DEGREES. There are three right triangles situated in the middle with each containing different scales. The image is a representation and not a true image. Supersedes GTA 5-2-10.




GTA 05-02-013: HOW TO FIND YOUR WAY

MEDIA: Booklet

SYNOPSIS: This booklet is 21 pages, 8 1/2" X 5 1/2", front & back, black & white, and enhanced with graphics. The booklet explains & illustrates fundamentals of map reading. This GTA supersedes GTA 05-02-013, 1 October 2001.

***GTA 05-02-013**

How To Find Your Way



Purpose: This graphic training aid (GTA) explains and illustrates the fundamentals of map reading. The information conforms as closely as possible to approved Department of the Army (DA) doctrine and is intended to complement existing training literature. Refer to Field Manual (FM) 3-25.26 for more information.

The proponent for this publication is the United States Army Training and Doctrine Command (TRADOC). Send comments and recommendations on DA Form 2028 (Recommended Changes to Publications and Blank Forms) to:
Commandant, United States Army Engineer School,
ATTN: ATSE-DT, Individual Training Division,
320 MANSCEN Loop, Suite 370
Fort Leonard Wood, Missouri 65473-8929.

Headquarters, Department of the Army
February 2006


DISTRIBUTION RESTRICTION: Approved for public release; distribution is unlimited.
DISTRIBUTION: United States Army Training Support Centers (TSCs).

*This publication supersedes GTA 05-02-013, 17 October 2001.

GTA 05-02-029: CONVERSION FACTORS AND COMMON FORMULAS

MEDIA: 8 ½ X 11 folded in the middle to 5 ½ X 8 ½, four pages

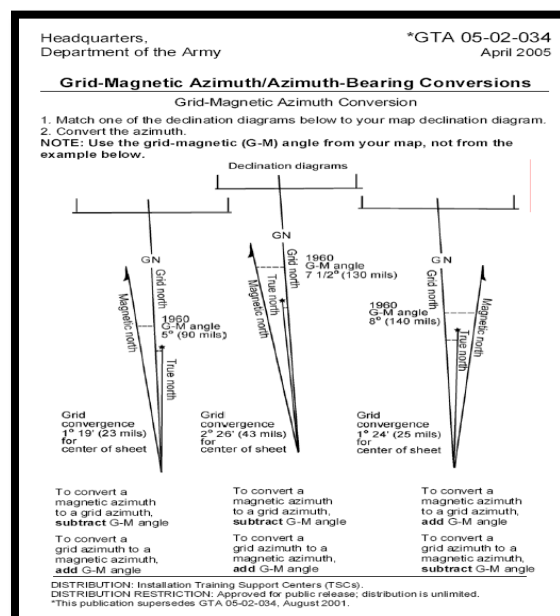
SYNOPSIS: This GTA enable commander, platoon sergeants, squad leaders, and all military occupational specialties (MOS) to teach individual conversion factors and common formulas.



GTA 05-02-034 AZIMUTH-BEARING/GRID-MAGNETIC CONVERSION

MEDIA: Pocket Card

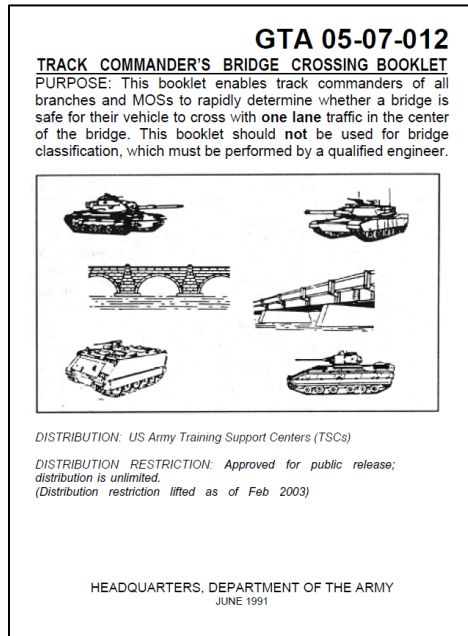
SYNOPSIS: Card, 5 3/8" x 8 3/8" This product is printed B/W on white index card stock or equal, waterproof or coated. The finished product is a 5 3/8" x 8 3/8" two-sided waterproofed card. This card provides declination diagrams to be used as a field reference to allow for correct application of the grid magnetic angle in map reading. Side one illustrates the Grid-Magnetic Azimuth Conversion. Side two illustrates Azimuth-Bearing Conversion. The image is a representation and not a true image.



GTA 05-07-012: TRACK COMMANDER'S BRIDGE CROSSING BOOKLET

MEDIA: Booklet

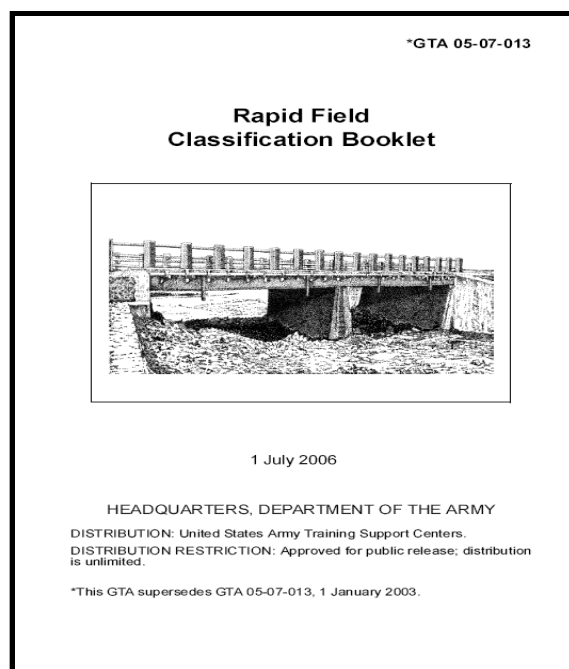
SYNOPSIS: This 4.5" x 6", B/W double-sided 19-page booklet enables track commanders of all branches and MOSs to rapidly determine whether a bridge is safe for their vehicles to cross with one lane traffic in the center of the bridge. This is not for bridge classification. Major topics within this booklet include: Concrete Slab - MLC 30; Concrete T-Beam - MLC 30; Timber Trestle - MLC 30; Steel Stringer w/Concrete Deck - MLC 30; Masonry Arch Bridge - MLC 30; Properties of Steel Stringers (Table); Concrete Slab - MLC 70; Concrete T-Beam - MLC 70; Timber Trestle - MLC 70; Steel Stringer w/Concrete Deck - MLC 70; Masonry Arch Bridge - MLC 70



GTA 05-07-013: RAPID FIELD CLASSIFICATION BOOKLET

MEDIA: 30-page Booklet (5.5" x 8.5")

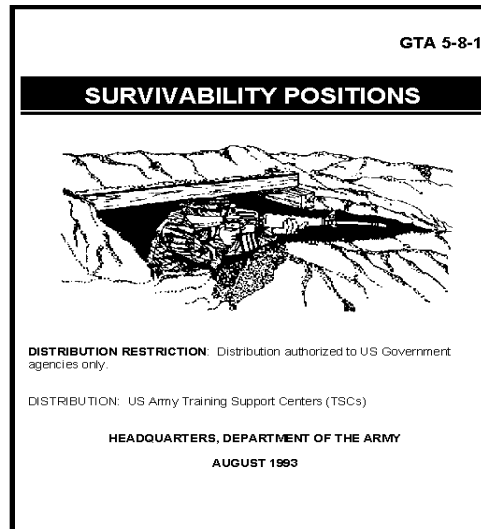
SYNOPSIS: For use in all active, reserve and national guard units. This GTA provides a rapid field method of establishing bridge capacity in the field, but only as a temporary measure. An analytical classification must be performed as soon as possible in order to actually classify the bridge and post a classification sign.



GTA 05-08-001: SURVIVABILITY POSITIONS

MEDIA: Booklet

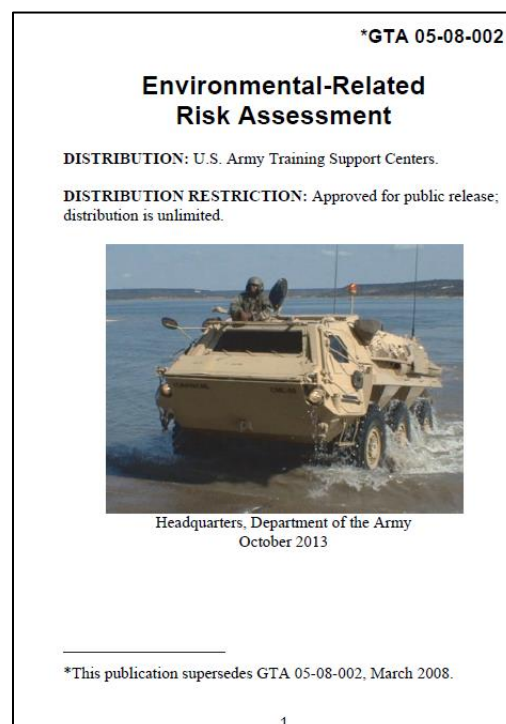
SYNOPSIS: Booklet, 5-1/2" x 7-1/2", 16 pages, black and white printed on both sides. This booklet lists the following, with detailed illustrations and tables provided: Commander's Responsibilities to plan and select survivability positions; Summary of Materials; Preconstruction Phase; Protection for Fighting Positions; Types of Fighting Positions; Instructions for Constructing various Fighting Positions; Inspection Checklist. The image is a representation and not a true image.



GTA 05-08-002: ENVIRONMENTAL-RELATED RISK ASSESSMENT

MEDIA: Foldout

SYNOPSIS: This GTA illustrates how the risk assessment process is used to assess and reduce environmental-related risks while conducting operations. Although all risk cannot be eliminated, leaders must identify hazards that may negatively impact the mission and/or the environment and implement controls to reduce the overall risk. Assessing environmental-related risk is only a part of the composite risk management (CRM) process. This publication supersedes GTA 05-08-002, March 2008.



GTA 05-08-003: HAZARDOUS-MATERIAL-SPILL PROCEDURES

MEDIA: Three-fold Card

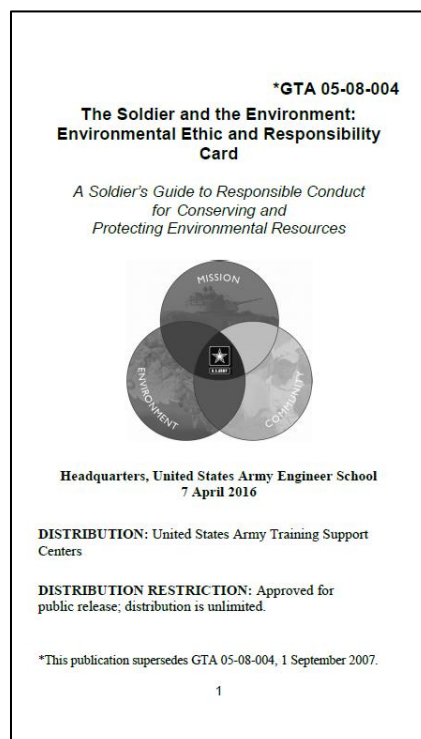
SYNOPSIS: To teach hazardous material spill procedures. This GTA enables the user to determine risk factors to the environment as well as to troops and vehicles.



GTA 05-08-004: THE SOLDIER AND THE ENVIRONMENT: SOLDIER'S ENVIRONMENTAL ETHIC RESPONSIBILITY CARD

MEDIA: 6-page Foldout Booklet

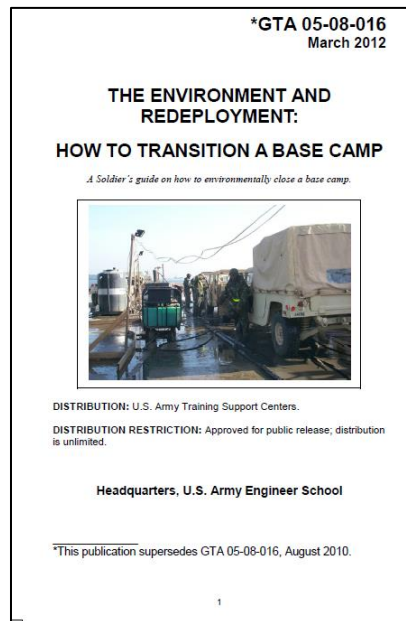
SYNOPSIS: This product is printed B/W as a 6-page accordion folded booklet on synthetic paper. The finished product is 12 3/8 x 6 1/4 folded to 4 1/8 x 6 1/4". This booklet is a soldier's guide to responsible conduct for respecting America's natural resources. Major topics include the Army's Environmental Vision, Environmental Ethic, the Army's Environmental Program and a definition of the individual soldier's role in that program.



GTA 05-08-016: The Environment And Redeployment: How To Transition a Base Camp

MEDIA: printed B/W as a 6-page accordion folded booklet on synthetic paper. The finished product is folded to 5.25" x 8.25.

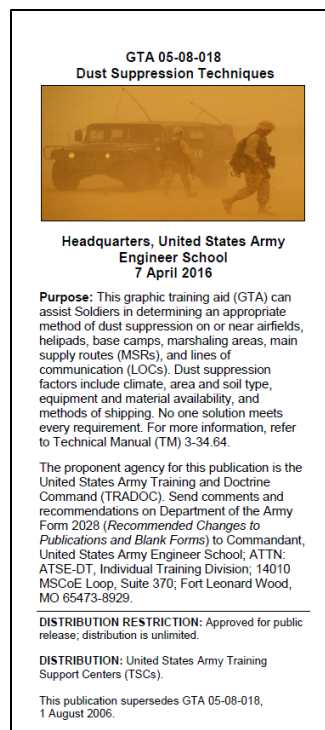
SYNOPSIS: This booklet is a Soldiers guide on how to transition a base camp and comply with host nation and federal laws. Major topics include Purpose, Restoration, Environmental Documentation, Equipment Cleaning and Packaging, Hazardous Material and Hazardous Waste Management, Environmental Condition Report, and Environmental Site Closure Survey. Supersedes GTA 05-08-016, August 2010.



GTA 05-08-018: DUST SUPPRESSION ALTERNATIVES

MEDIA: Folded Pocket Card-**(CAR ONLY)**

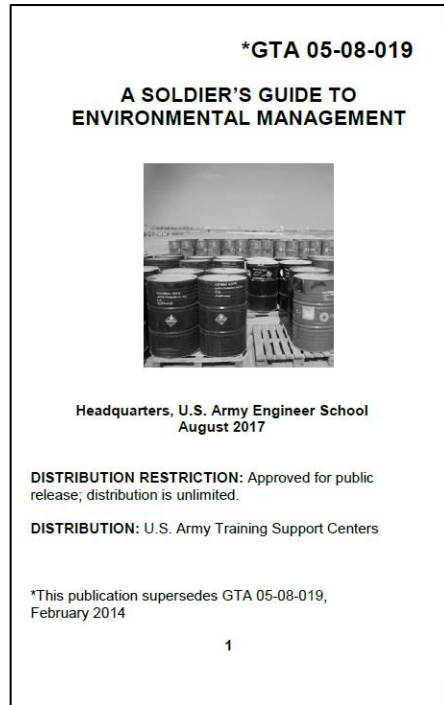
SYNOPSIS: This graphic training aid (GTA) assists Soldiers in managing dust for airfields, helipads, base camps, marshaling areas, main supply routes (MSRs), and lines of communications (LOCs) and determining the appropriate method of dust suppression.



GTA 05-08-019: A Soldier's Guide to Environmental Management

MEDIA: 12-panel Card

SYNOPSIS: This folded 4.25 X 6.25 black and white, 12-panel smart card on synthetic material is a Soldier's guide to dealing with environmental concerns during training or deployment. Information included is Environmental Considerations; Training Area/Area of Operation; Vehicle Movement; Litter, Refueling; Petroleum, Oils, Lubricants, Hazardous Material, or Hazardous Waste Spill Prevention and Response; Hazardous Material/Hazardous Waste Management; Wildlife; Cultural/Archaeological Resources; Wetlands; Pest Management; and Water Management.



GTA 05-10-033: DEMOLITION CARD

MEDIA: Foldout Card

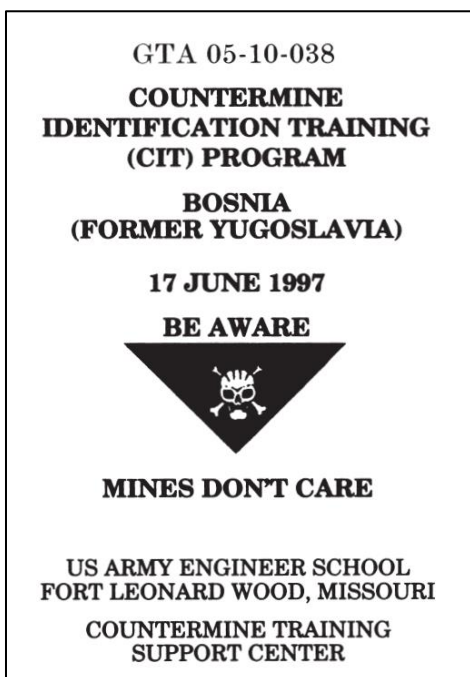
SYNOPSIS: Active Army, ARNG, USAR: To be distributed in accordance with DA Form 12-12, SEC II requirements pertinent to TOE, 5, 7, 17, and 31 series.

DEMOLITION CARD						GTA 05-10-033	
Supersedes GTA 5-19-26, July 1976						January 1994	
DISTRIBUTION: Active Army, ARNG, USAR: To be distributed in accordance with DA Form 12-12, Sec II requirements pertinent to TOE, 5, 7, 17, and 31 series.							
See AR 385-63, Safety							
Table 1. Characteristics of block demolition charges							
Explosive	Use (pounds)	Size (inches)	Detonation Velocity		RE Factor	Packaging/Weight	
			m/sec	ft/sec			
TNT	0.25	1 1/4 x 3 1/4 L	6,900	22,600	1.00	200 per box/55 lb	
	0.50	1 1/4 x 1 1/4 x 3 1/4	6,900	22,600	1.00	96 per box/53 lb	
	1.00	1 1/4 x 1 1/4 x 7	6,900	22,600	1.00	48 per box/53 lb	
M112 block	1.25	1 x 2 x 10	8,040	26,400	1.34	30 per box/49 lb	
M118 block	2.00	1 x 3 x 12	7,300	24,000	1.14	4 sheets per block	
M118 sheet	0.50	1/4 x 3 x 12	7,300	24,000	1.14	20 per box/42 lb	
M160 rail	25.00	1/4 x 3 x 59 ft	7,500	24,000	1.14	3 per box/60 lb	
Ammonium nitrate	43.00	7 x 24	3,400	11,000	0.42	1 per box/52 lb	
M1 dynamite	0.50	1 1/4 x 6 L	6,100	20,000	0.92	100 per box/62 lb	
Table 2. Safe distances for personnel (near bare charges)							
Explosive Weight (pounds)	Safe Distance		Explosive Weight (pounds)	Safe Distance			
	feet	meters		feet	meters		
27 or less	965	300	175	1,835	560		
30	1,023	311	200	1,920	585		
35	1,079	327	225	1,999	609		
40	1,123	342	250	2,067	630		
45	1,168	356	275	2,136	651		
50	1,211	369	300	2,199	670		
60	1,287	392	325	2,255	688		
70	1,355	413	350	2,313	705		
80	1,415	431	375	2,369	722		
90	1,474	449	400	2,418	737		
100	1,528	465	425	2,461	750		
125	1,641	500	500	2,623	800		
150	1,752	534					

GTA 05-10-038: COUNTERMINE IDENTIFICATION TRAINING (CIT) PROGRAM: BOSNIA (FORMER YUGOSLAVIA)

MEDIA: Cards

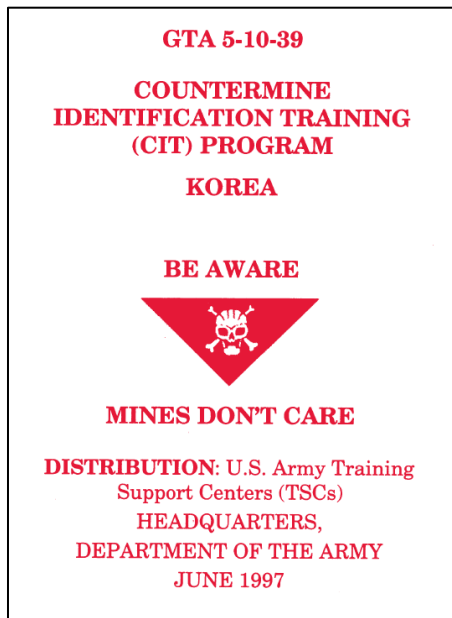
SYNOPSIS: 55 Cards. 1 Deck Contents/Glossary; 1 Bosnia Mine-Awareness Brief; 1 Superquick Fuzes; 19 Antipersonnel Mines; 10 Antitank Mines; 8 Booby Traps; 10 Fuzes; 1 Mine System.



GTA 05-10-039: COUNTERMINE IDENTIFICATION TRAINING (CIT) PROGRAM - KOREA

MEDIA: Deck of Cards

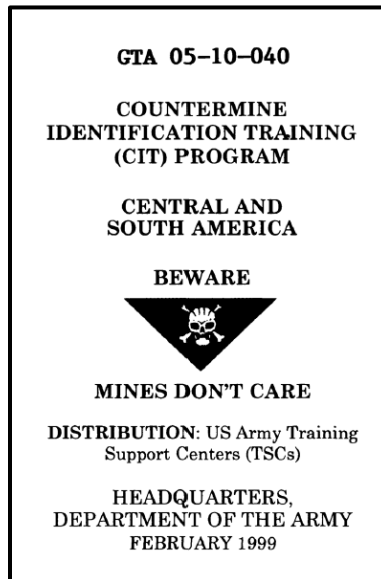
SYNOPSIS: For use Army wide by commanders, platoon sergeants, and squad leaders in all military occupational specialties (MOS) to identify different mines found in Korea. Deck consists of 56 cards printed on 2 ½" x 3 ½" bonded waterproof paper. To identify Korea deck front side will have mines in black and white; side two will be in red with verbiage in white letters.



GTA 05-10-040: COUNTERMINE IDENTIFICATION TRAINING (CIT) PROGRAM - CENTRAL AND SOUTH AMERICA

MEDIA: Deck of Cards

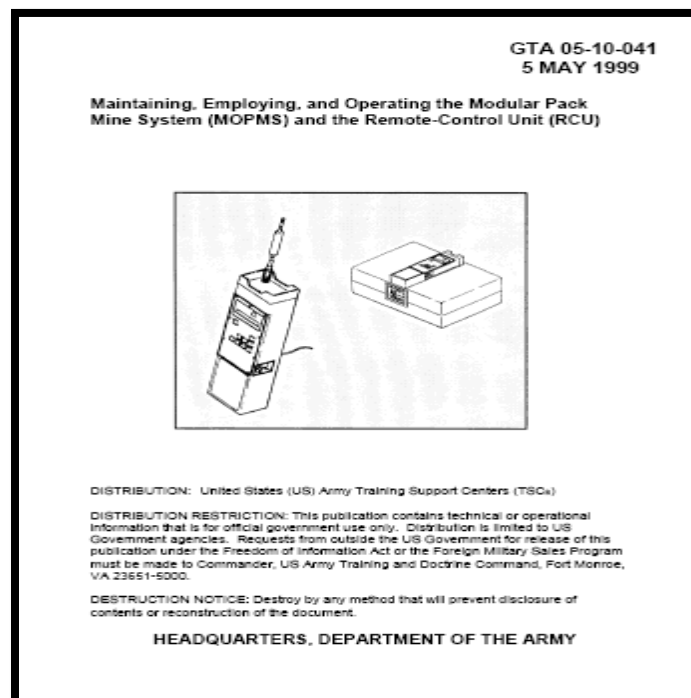
SYNOPSIS: These cards enable commanders, platoon sergeants, squad leaders, and all military occupational specialties (MOS) to identify different types of mine/unexploded ordnance (UXO) from Central and South America.



GTA 05-10-041: MAINTAINING, EMPLOYING, AND OPERATING THE MODULAR PACK MINE SYSTEM (MOPMS) AND THE REMOTE CONTROL UNIT (RCU)

MEDIA: Pamphlet

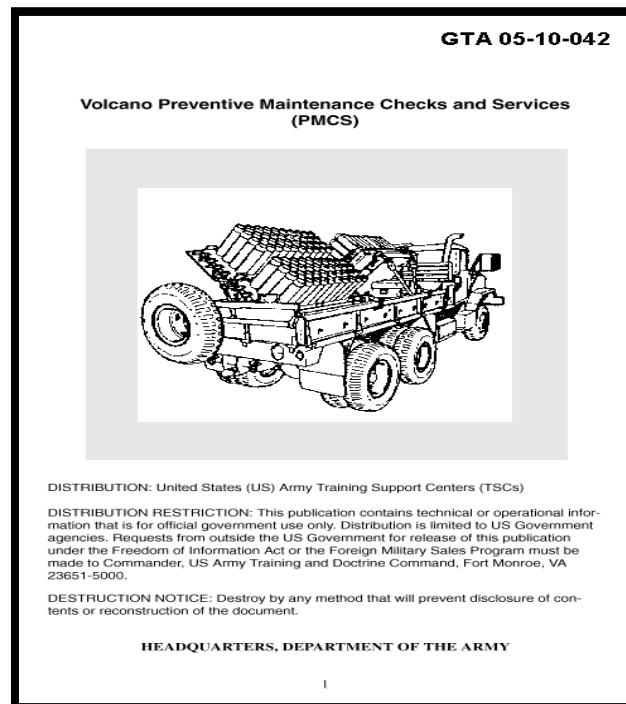
SYNOPSIS: This 4" x 5" fourteen page Black and White booklet covers Preventive Maintenance Checks and Services (PMCS) and operation of both the Modular Pack Mine System (MOPMS) and the Remote-Control Unit (RCU).



GTA 05-10-042: VOLCANO PREVENTIVE MAINTENANCE CHECKS AND SERVICES (PMCS)

MEDIA: Booklet

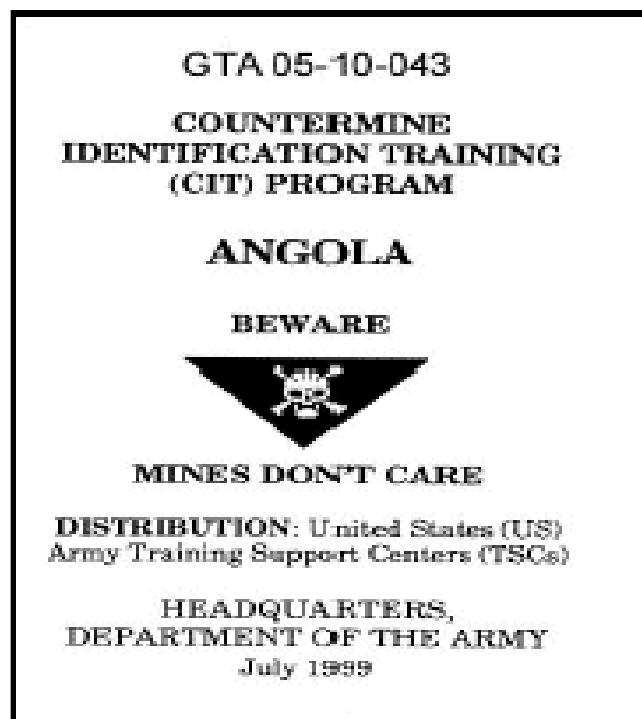
SYNOPSIS: This 4" x 5" eleven page Black and White booklet covers PMCS to be performed before and after operation.



GTA 05-10-043: COUNTERMINE IDENTIFICATION TRAINING (CIT) PROGRAM - ANGOLA

MEDIA: Deck of Cards

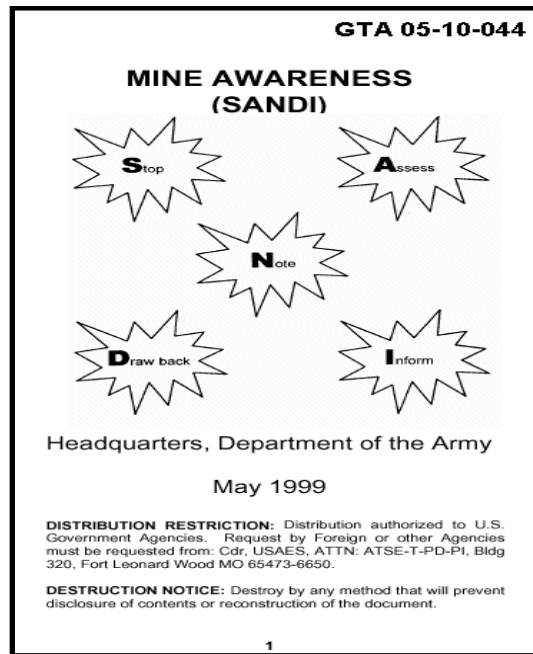
SYNOPSIS: Purpose: This GTA enables commanders, platoon sergeant, squad leaders, and all military occupational specialties (MOS) to teach individual mine awareness. This GTA enables the user to determine the risk factors to the individual soldier.



GTA 05-10-044: MINE AWARENESS (SANDI)

MEDIA: Cards

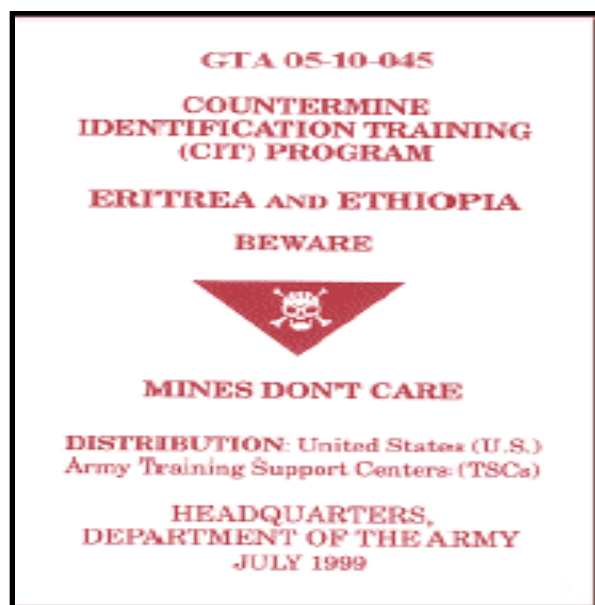
SYNOPSIS: This is a 5.375" x 8.6", 8-page, accordion- style, white index card stock, waterproof coated card, 100% black on both sides. GTA teaches soldiers mine awareness.



GTA 05-10-045: COUNTERMINE IDENTIFICATION TRAINING (CIT) PROGRAM - ERITREA AND ETHIOPIA

MEDIA: Deck of Cards

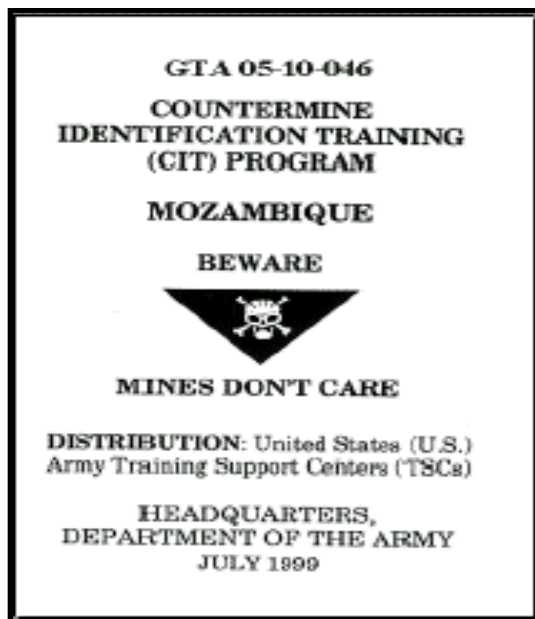
SYNOPSIS: For use in all Active, Reserve, and National Guard Units. This GTA enables commanders, platoon sergeants, squad leaders, and all military occupational specialties (MOS) to teach individual mine awareness. Deck consists of 64 cards printed on 2 ½" x 3 ½" white index card stock or equal, waterproof or coated. Printed 100 percent black and white on one side. The other side will be white with red lettering.



GTA 05-10-046: COUNTERMINE IDENTIFICATION TRAINING (CIT) PROGRAM - MOZAMBIQUE

MEDIA: Deck of Cards

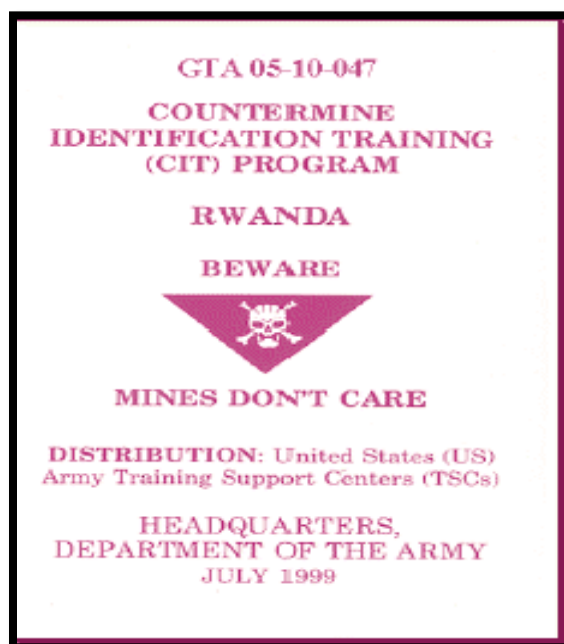
SYNOPSIS: For use in all Active, Reserve, and National Guard Units. This GTA enables commanders, platoon sergeants, squad leaders, and all military occupational specialties (MOS) to teach individual mine awareness. This GTA enables the user to determine the risk factors to the individual soldier. Deck consists of 44 cards printed on 2 ½" x 3 ½" white index card stock or equal, waterproof or coated. Printed 100 percent black and white on one side. The other side will be black and white with gray shading.



GTA 05-10-047: COUNTERMINE IDENTIFICATION TRAINING (CIT) PROGRAM - RWANDA

MEDIA: Deck of Cards

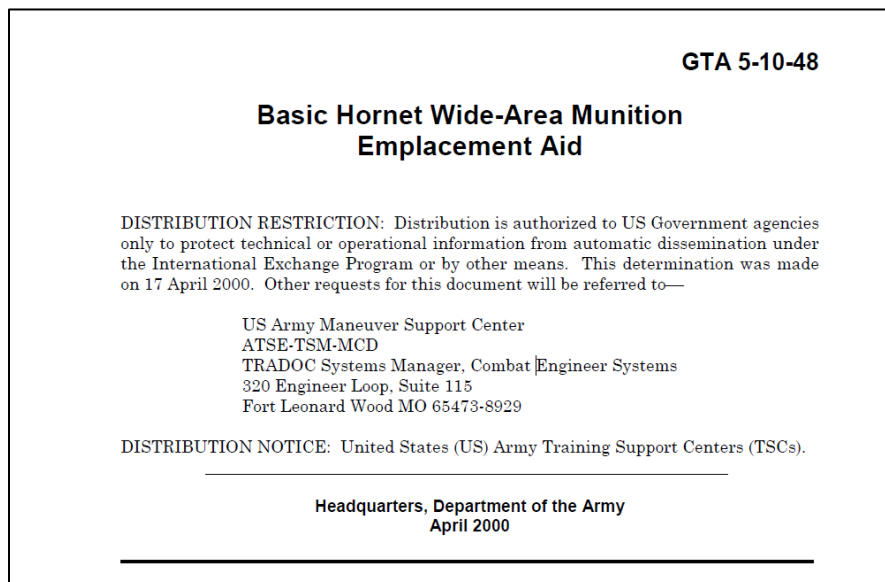
SYNOPSIS: For use in all Active, Reserve, and National Guard Units. This GTA enables commanders, platoon sergeants, squad leaders, and all military occupational specialties (MOS) to teach individual mine awareness. This GTA enables the reader to determine the risk factors to the individual soldier. The deck consists of 42 illustrated cards.



GTA 05-10-048: BASIC HORNET WIDE-AREA MUNITION EMPLACEMENT AID

MEDIA: Simple Device

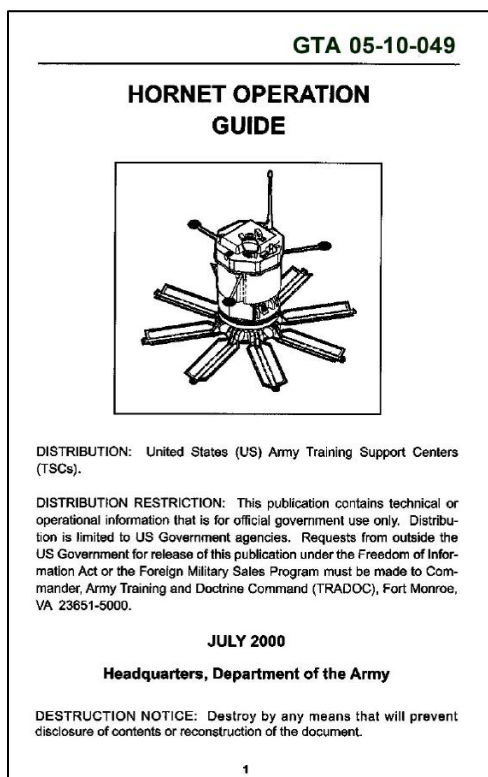
SYNOPSIS: For use in all Active, Reserve, and National Guard Units. This GTA enables commanders, platoon sergeants, squad leaders, and all military occupational specialties (MOS) to teach Basic Hornet Munitions Emplacement. This GTA enables the user to determine the risk factors to the individual soldier.



GTA 05-10-049: HORNET OPERATION GUIDE

MEDIA: This Graphic Training Aid is available for download only in Adobe Portable Document Format (PDF).

SYNOPSIS: This GTA enables commanders, platoon sergeants, squad leaders, and all military occupational specialties (MOS) to teach Individual Hornet Operation Guide. Printed 100 percent black and white on two sides. The finished product will be 5 ½ by 8 ½.



GTA 05-10-051: COUNTERMINE IDENTIFICATION TRAINING (CIT) PROGRAM: AFGHANISTAN

MEDIA: Deck

SYNOPSIS: For use in all Active, Army Reserve, and National Guard Units. This deck of 69 cards enables commanders, platoon sergeants, squad leaders, and all military occupational specialties (MOS) to teach mine recognition, with an emphasis on the types of mines that are likely to be encountered in Afghanistan.

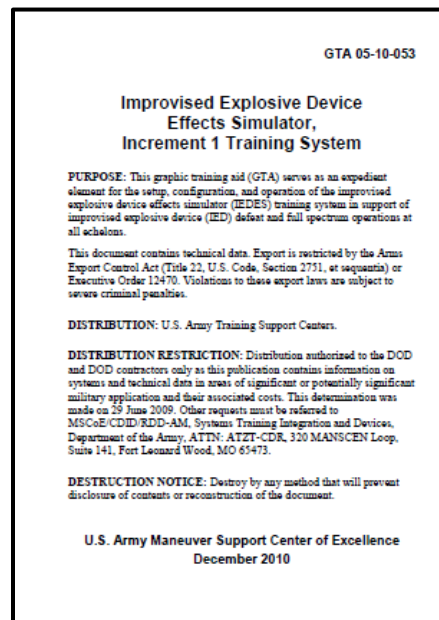
Distribution Restriction: This publication contains technical or operational information that is for government use only. Distribution is limited to US Government Agencies.



GTA 05-10-053: IMPROVISED EXPLOSIVE DEVICE EFFECTS SIMULATOR, INCREMENT 1 TRAINING SYSTEM

MEDIA: 44-page Booklet

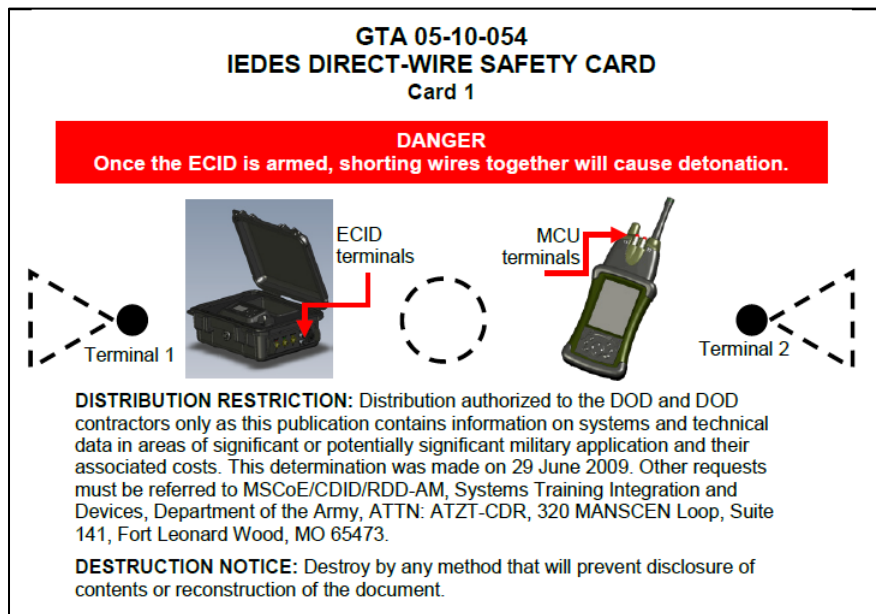
SYNOPSIS: This 44-page graphic training aid (GTA) serves as an expedient element for the setup, configuration, and operation of the improvised explosive effects simulator (IEDES) training system in support of improvised explosive device (IED) defeat and full spectrum operations at all echelons. Trainers from other services must contact ATSC directly to arrange support. Questions and comments may be directed to: atsc.teamgta1@conus.army.mil.



GTA 05-10-054: IEDES DIRECT-WIRE SAFETY CARD

MEDIA: Card

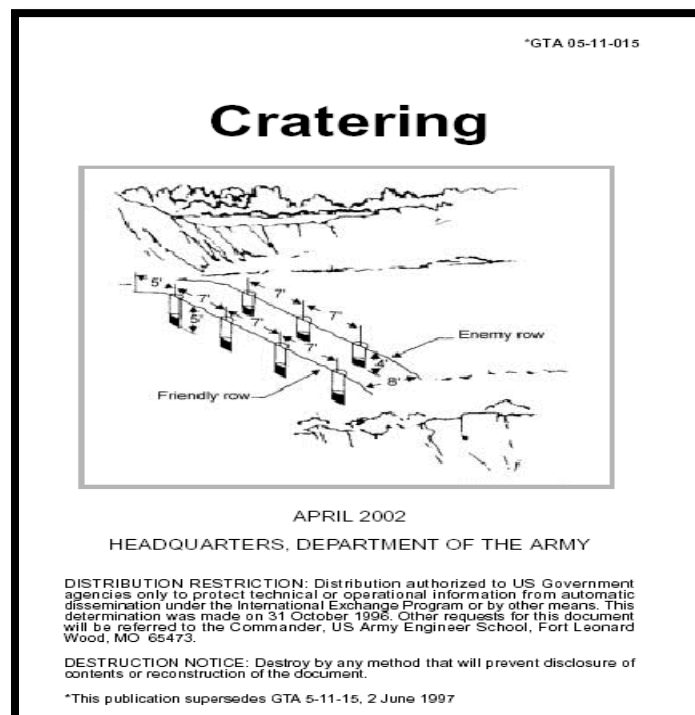
SYNOPSIS: This GTA will help keep hard wire separate while connecting them to Terminal 1 and Terminal 2 on the ECID and MCU.



GTA 05-11-015: CRATERING

MEDIA: Booklet


SYNOPSIS: For use in all active, Army Reserve, and National Guard units. This booklet enables commanders, platoon sergeants, squad leaders, and all military occupational specialties (MOS) to teach cratering. This GTA shows different types of cratering, the amount of cratering charges, and the amount of explosives used in each charge.



GTA 06-01-003: FIRING BATTERY SUPERVISOR'S REFERENCE CARD

MEDIA: Card

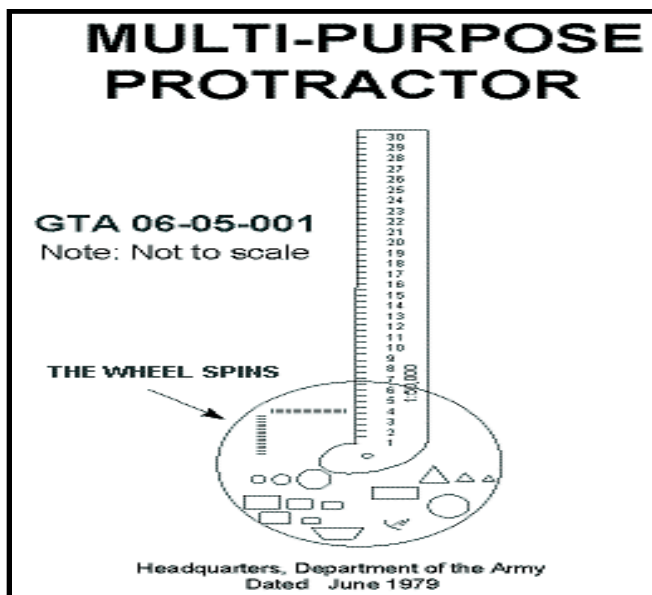
SYNOPSIS: This 4.5"x4.5" double sided, black and white card consists of a coordinate scale, bar scale, and 6,400 mil protractor to be used by firing battery personnel required to know methods of laying the firing battery and measuring the orienting angle and azimuth of fire. Supersedes GTA 6-1-2.



GTA 06-05-001: MULTI-PURPOSE PROTRACTOR

MEDIA: Simple Device

SYNOPSIS: This 24-inch, clear plastic protractor with 6" x 6" circle graph is used in the targeting effort, i.e., plotting coordinates, drawing military symbols, and gross check of weapons in range. The circle graph is rotatable and contains various geometric figures as a template. The straight edge measures up to 30". The image is a representation and not a true image.



GTA 06-07-003: OBSERVED FIRE FAN

MEDIA: 8X10 Transparent Card

SYNOPSIS: This GTA is a transparent card which can be used alone or as a transparency in determining direction and distance between points on a map. Numbered on the side with a scale of 1:50,000 meters. Used by Field Artillery Scout Observers. To be used in support with [FM 6-30](#) and FM 6-13F1-2. The image is a representation and not a true image.



GTA 06-07-005: OBSERVED FIRE REFERENCE CARD

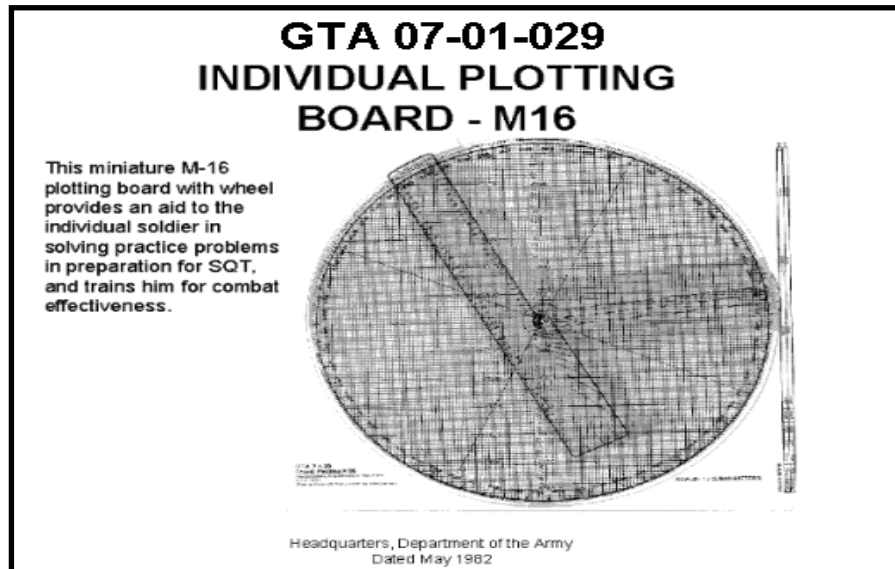
This 4.5"x4.5" double-sided black and white card is used to train soldiers in requesting or adjusting indirect fires. The back side contains: First Report; Measurement of Angles with the Hand; TGT Location-Shift from Known Point; Naval Gunfire Request; OT Factor; Adjustment Procedures; CAS Request. It measures in inches and mils and has a scale of 1:25,000 and 1:50,000. Training Audiovisual Support Center (TASC). Trainers from other services must contact ATSC directly to arrange support.

OBSERVED FIRE REFERENCE CARD	
GRID COORDINATE (1) "DE AF/FFE, k" (2) "GRID, k" (3) (TGT DESC) "IN EFFECT, k" (DIR SENT AFTER M. T. O.)	GTA 06-07-005 APRIL 2016
I. GRID: A. DETERMINE A TWO CHARACTER, SIX DIGIT GRID FOR THE TARGET. B. DETERMINE A GRID DIRECTION TO THE TARGET AND SEND AFTER THE CALL FOR FIRE AND BEFORE ANY SUBSEQUENT CORRECTIONS.	
POLAR PLOT (1) "DE AF/FFE, POLAR k" (2) "DIR DIST UP/DOWN, k" (3) (TGT DESC) "IN EFFECT, k"	
II. POLAR: A. DETERMINE THE GRID DIRECTION TO THE TARGET. B. DETERMINE THE DISTANCE FROM THE OBSERVER TO THE TARGET. C. DETERMINE IF ANY SIGNIFICANT VERTICLE INTERVAL EXISTS.	
SHIFT FROM A KNOWN POINT (1) "DE AF/FFE, "SHIFT (TGT#/REG PT#), k" (2) "DIR R/L, DD/DROP UP/DOWN, k" (3) (TGT DESC) "IN EFFECT, k"	
III. SHIFT: A. DETERMINE THE GRID DIRECTION TO THE TARGET. B. DETERMINE THE LATERAL SHIFT TO THE TARGET FROM THE KNOWN POINT. W = R \sin (MIL RELATION FORMULA) W = WIDTH OF LATERAL SHIFT (THE UNKNOWN) R = DISTANCE TO THE KNOWN POINT DIVIDED BY 1000 AND ROUNDED TO ONE DECIMAL PLACE μ = MEASURED ANGLE IN MILS FROM THE KNOWN POINT TO THE TARGET C. DETERMINE THE RANGE SHIFT FROM THE KNOWN POINT TO THE TARGET	

GTA 07-01-029: INDIVIDUAL PLOTTING BOARD, M-16 PLOTTING BOARD

MEDIA: Simple Device

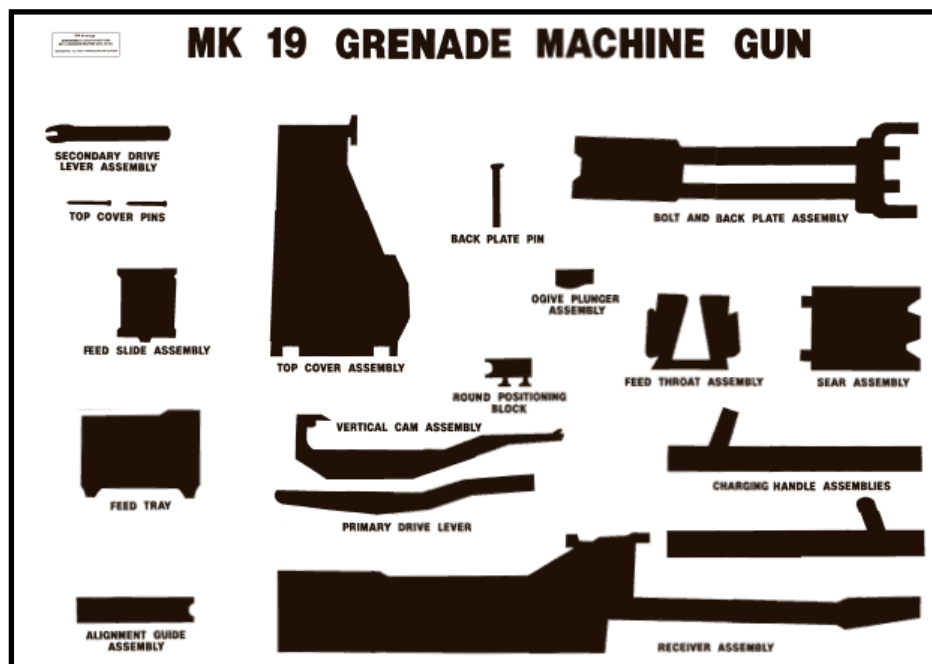
SYNOPSIS: This miniature M-16 thin white plotting board measures 9.5"x10" overlaid by a 8.5" diameter rotating wheel and a 7.75"x1.5" measuring device, including a removable 5.5"x1.5" measuring arm held in place by a rivet in the middle provides an aid to the individual soldier in solving practice problems in preparation for SQT, and trains him for combat effectiveness. The image is a representation and not a true image.



GTA 07-01-035: DISASSEMBLY LAYOUT CHART FOR MK 19 GRENADE MACHINE GUN, 40MM

MEDIA: 40"x56" Black and White Chart


SYNOPSIS: This 40"x56" black and white chart depicts silhouettes of the components of this machine-gun. The image is a representation and not a true image.



GTA 07-01-036: DISASSEMBLY LAYOUT CHART, M9 SEMIAUTOMATIC PISTOL, 9MM

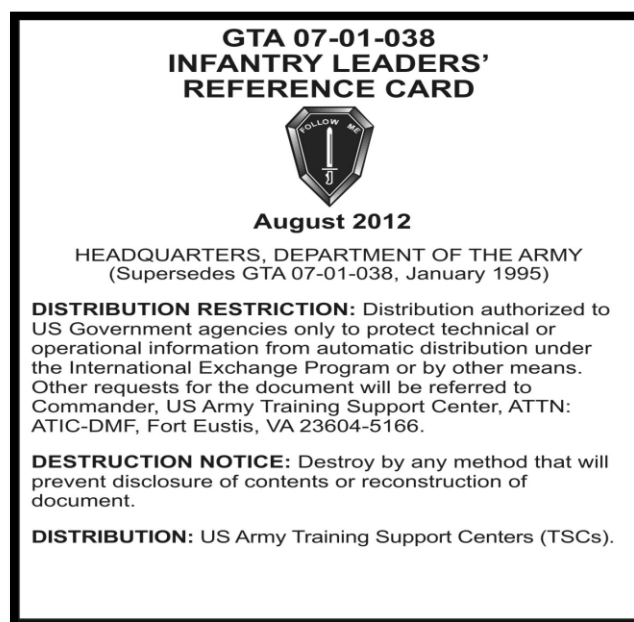
MEDIA: Chart

SYNOPSIS: This layout depicts silhouettes of the components of this machine-gun. Layout parts for the M9 Semiautomatic Pistol, 9-mm include: Slide; Barrel Assembly; Spring; Spring Guide; Receiver; Magazine. The image is true image, but not to scale.



GTA 07-01-038: INFANTRY LEADER'S REFERENCE CARD

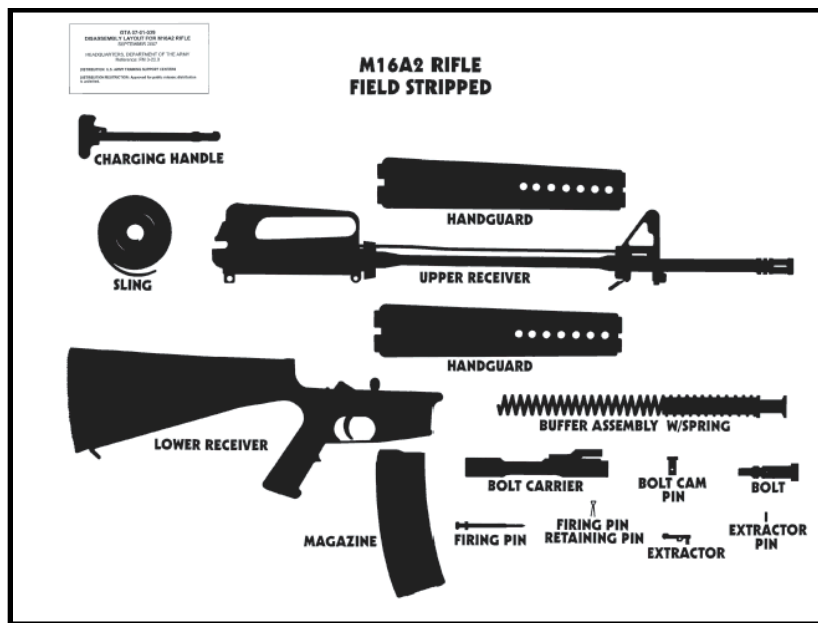
DELIBERATE ATTACK CONSIDERATIONS 1. Determine main attack, supporting attack, reserve. Temperature (centigrade) 2 digits, cloud cover 1 digit, Instructions significant weather phenomena 1 digit, air stability 1 digit. Location of attack (UTM or place) (state actual or C. Azimuth of attack from observer (state degrees or mils). estimated). Representative downwind direction 4 digits (state degrees or mils), wind speed 3 digits (data kmph or knots).



GTA 07-01-039: DISASSEMBLY LAYOUT FOR M16A2 RIFLE

MEDIA: Chart

SYNOPSIS: This is 30 x 40 black and white single sided layout chart depicts the silhouettes of major components of the M16A2 rifle when properly field stripped. This GTA is for firers and basic trainees who must know how to field strip, but not to repair the weapon. Layout parts for the M16A2 rifle include: Charging Handle; Handguard (2); Sling; Upper Receiver; Lower Receiver; Buffer Assembly w/Spring; Bolt Carrier; Bolt CAM Pin' Bolt; Magazine; Firing Pin; Firing Pin Retaining Pin; Extractor; Extractor Pin. The image is a true image but not to scale.



GTA 07-01-040: M-4 CARBINE, FIELD STRIPPED

MEDIA: Chart

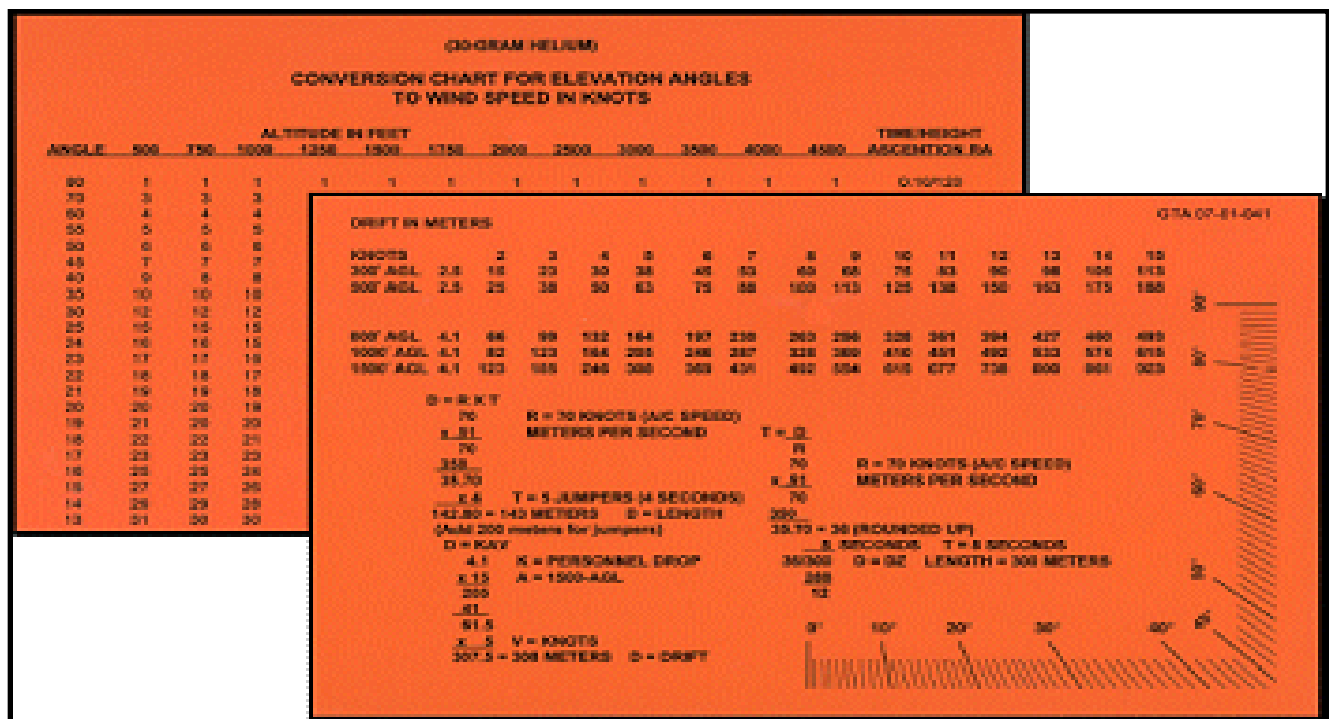
SYNOPSIS: Chart (36" x 29") is designed for use by units Armywide to teach disassembly and assembly of M-4 Carbine in field and classroom environments.



GTA 07-01-041: DRIFT SCALE

MEDIA: Simple device

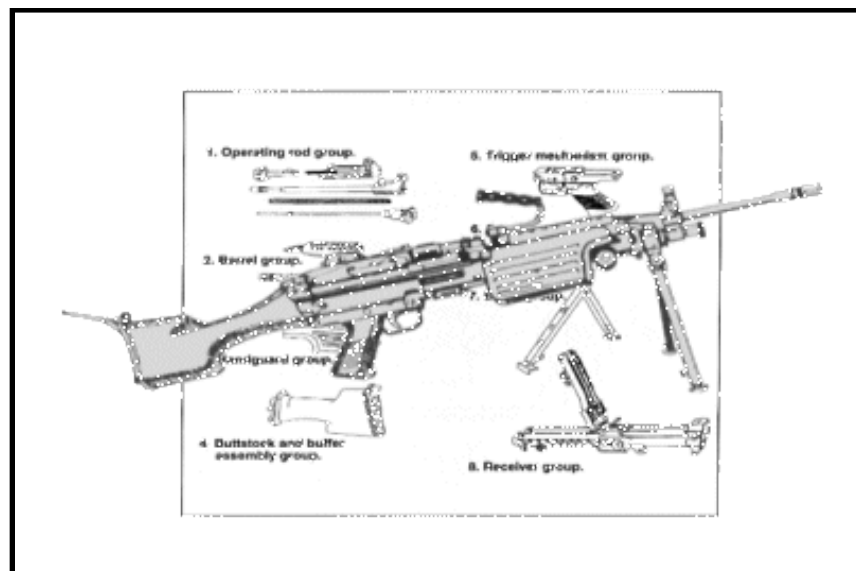
SYNOPSIS: This slide-type scale uses a 90-degree angle to measure the ascent of the PIBAL. Pathfinders use the drift scale to compute the mean effective wind.



GTA 07-01-042: M249 MACHINE GUN DISASSEMBLY MAT

MEDIA: Chart

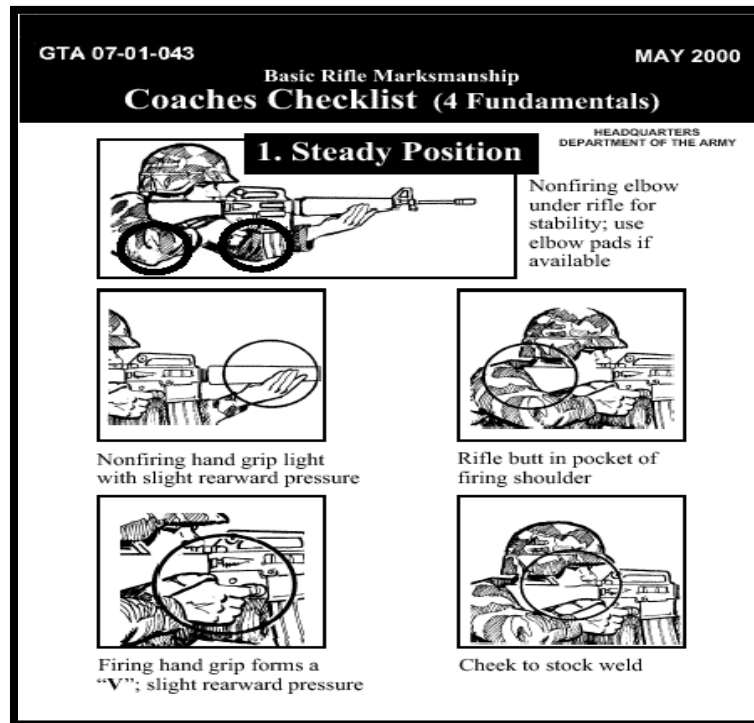
SYNOPSIS: For use in all Active, Reserve, and National Guard Units. This GTA is used for cleaning, layout inspections, and instruction on assembly/disassembly of the weapon. Can also be used in a field environment. (One page mat, 30" x 40")



GTA 07-01-043: BASIC RIFLE MARKSMANSHIP COACHES CHECKLIST (4 FUNDAMENTALS)

MEDIA: Card, 4" x 5"

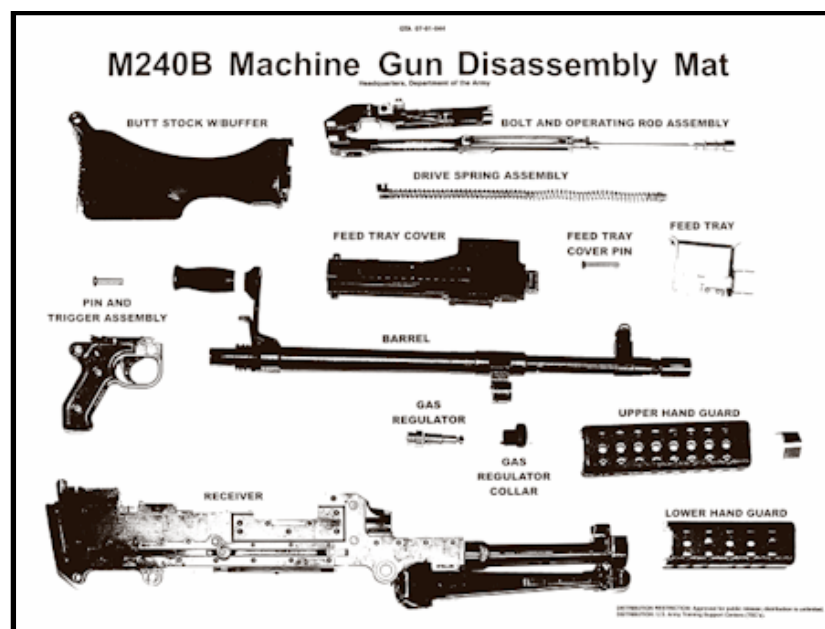
SYNOPSIS: This product is printed B/W on white index card stock or equal, waterproof or coated, the finished product is a \$' X5" two-sided waterproofed card. This GTA enables soldiers to coach Basic Rifle Marksmanship and will be used to enhance the knowledge of IET soldiers, aiding them to coach their peers in marksmanship. The card provides a checklist with 4 fundamentals of marksmanship.



GTA 07-01-044: M240B MACHINE GUN DISASSEMBLY MAT

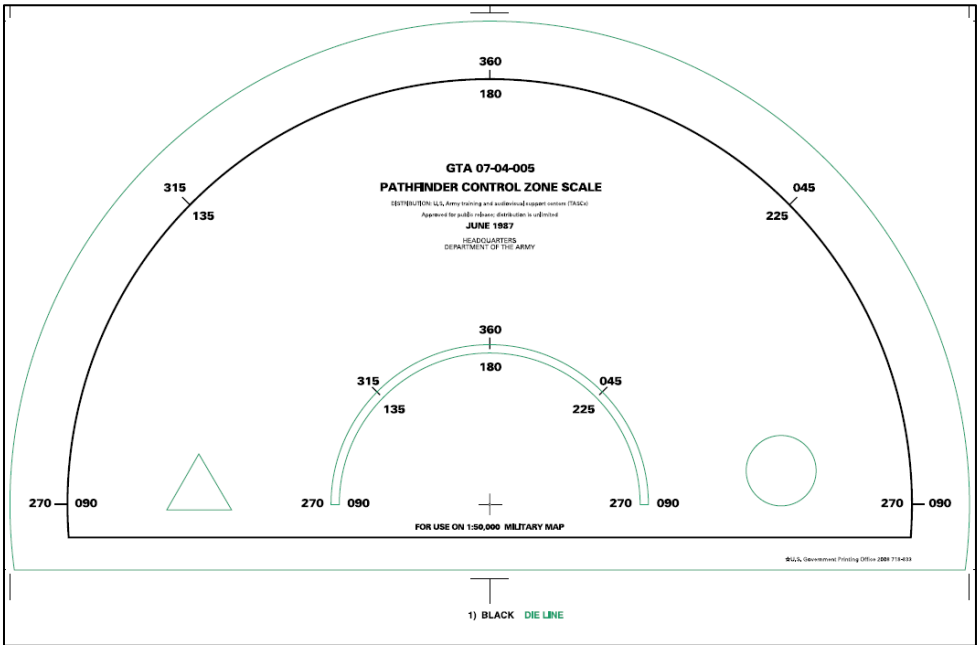
MEDIA: Chart

SYNOPSIS: For use in all Active, Reserve, and National Guard Units. This GTA is used for cleaning, layout inspections and classes in assembly/disassembly.



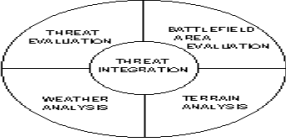
GTA 07-04-005: PATHFINDER CONTROL ZONE SCALE

MEDIA: Simple Device
SYNOPSIS: This transparent light weight protractor device measuring 14.5" long annotates the air traffic limits of a designated control zone onto a standard military map. For use on 1:50,000 Military Map.



GTA 07-04-006: INFANTRY LEADER'S REFERENCE CARD FOR BUILDING THE COMPANY TEAM FOR DEFENSE

MEDIA: Booklet
SYNOPSIS: This B/W 5.5" x 8.5", laminated booklet is 14 pages front and back. It provides leaders with a quick reference in building the company team for defense. It lists steps with methods/techniques that include receiving a mission, issuing a warning order, making a tentative plan, initiating movement, reconnoitering, completing a plan, issuing the OPORD, and supervision.

INFANTRY LEADER'S REFERENCE CARD FOR BUILDING THE COMPANY / TEAM FOR DEFENSE	
BUILDING THE CO/TM DEFENSE	
TLP/STEP	REMARKS (Method/Techniques)
1. Receive Mission (WARNORD/FRAGO/ OPORD): Receive BN/TF WARNORD Conduct Initial CDRs Estimate	<ul style="list-style-type: none">* Planning begins at receipt of W/O (tactical, CSS, and personnel).* TF WARNO must include sufficient detail to begin planning process.1. Consider enemy situation, IPB:<ul style="list-style-type: none">a. What is the area of operation/interest.b. Enemy force size, type, mission, etc.c. Avenues of Approach (AoAs)2. Status of friendly forces.3. Initial Time Analysis.<ul style="list-style-type: none">a. Critically analyze TF timeline if provided; solicit information on TF scheduled events if not (ensure TF time questions are answered at TF OPORD if not provided in WARNO).b. Make initial estimate of time for CO/TM; identify time available, critical tasks and priority.
	
Issue Initial WARNORD #1 Begin PCI/Rehearsal	<ul style="list-style-type: none">* Include necessary details for movement, rehearsals, PCI, security of the CO/TM and recon as applicable or available.
Initial Movement May Occur Now (To: AA/BP)	<ul style="list-style-type: none">* Scouts Screen? Counter Recon? Occupation Plan? OPs?
Initial Recon Occurs Now	<ul style="list-style-type: none">* CDR, with FSO and Engineer, meets BN CDR in EA; to see the ground prior to OPORD.
Reference: FM 71-1	
GTA 07-04-006	Headquarters, Department of the Army Dated May 1994
	Page 1 of 15

GTA 07-04-008: INFANTRY LEADER'S REFERENCE CARD FOR LINKUP OPERATIONS

MEDIA: Card

SYNOPSIS: This 5.5"x8.5" black and white double sided tri-fold water-proofed card is intended for field use by small Unit Leaders to assist them in conducting linkup operations. This GTA includes: Coordination Checklist and Linkup Checklist.

INFANTRY LEADER'S REFERENCE CARD FOR LINKUP OPERATIONS	
OPERATION ORDER PLANNING	
A linkup can occur when: <ul style="list-style-type: none">• An advancing force reaches an objective area previously seized by an airborne or air assault force.• An encircled element breaks out to rejoin friendly forces.• Converging friendly maneuver forces meet.• Friendly force completes encirclement of enemy forces.	
Questions to be Answered!	
1. SITUATION:	<ul style="list-style-type: none">- Terrain and weather of the linkup site.- Enemy locations and strength.- Enemy capabilities.- Enemy's most probable course of action.- Location of friendly units and their direction of movement.
2. MISSION:	<ul style="list-style-type: none">- Task and purpose must be present in the mission statement.- Unit must arrive intact and link up as rapidly as possible.- Linkup forces should avoid decisive engagements.
3. EXECUTION:	<ul style="list-style-type: none">- MANEUVER:<ul style="list-style-type: none">• Linkup forces must exchange their proposed schemes of maneuver.• Any changes must be coordinated with the other forces.• Primary and alternate routes must be established to and from linkup site.• Graphic control measures, such as checkpoints, phase lines, infiltration lanes, and directions of attack, must be coordinated.• Exchange of liaison officers.- FIRES:<ul style="list-style-type: none">• The controlling headquarters directing the linkup sets up fire control measures and priority of fires.• Targets should be planned to the front, rear, and flanks, and on the linkup site.- ENGINEERING:<ul style="list-style-type: none">• Plan flank FASCAM obstacles to support the mission.• Location and types of obstacles must be coordinated to ensure force protection.
GTA 07-04-008 Headquarters, Department of the Army Page 1 of 6	

GTA 07-06-001: FIGHTING POSITION CONSTRUCTION - INFANTRY LEADER'S REFERENCE CARD

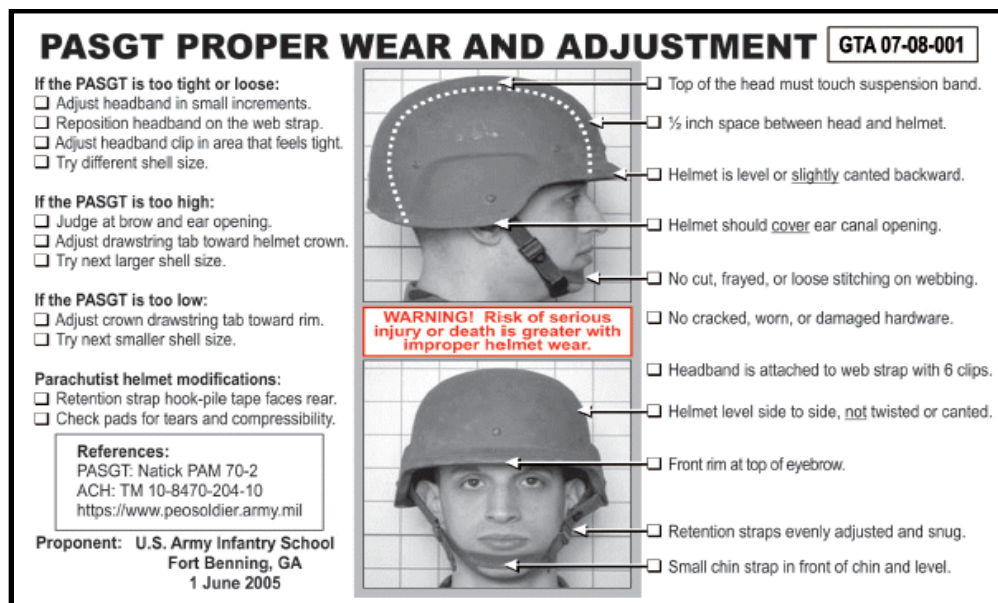
MEDIA: The finished product is a 5.5" x 8.5" 16-panel accordion fold.

SYNOPSIS: This graphic training aid (GTA) Infantry reference card provides guidance on the construction of a dismounted Infantry fighting position. The GTA describes both combat-tested tactics and procedures, and the basic techniques associated with the conduct of constructing a fighting position

GTA 07-06-001	
FIGHTING POSITION CONSTRUCTION INFANTRY LEADER'S REFERENCE CARD	
Headquarters	
Department of the Army	
November 2018	
GTA—Infantry Reference Card for Fighting Position Construction (Reference: ATP 3-21.8 and TC 3-21.75)	
This graphic training aid (GTA)—Infantry reference card provides guidance on the construction of a dismounted Infantry fighting position. The GTA describes both combat-tested tactics and procedures, and the basic techniques associated with the conduct of constructing a fighting position. This GTA replaces Infantry leader reference card, GTA 07-06-001, Fighting Position Construction, dated January 1994.	
Fighting Positions	
Whether the defending unit is in a defensive perimeter or on an ambush line, the unit seeks cover from fire and concealment from observation. From the time the unit prepares and occupies a fighting position, the unit continues to improve its positions. How far the unit gets depends on how much time it has, regardless of whether it is a hasty position or a well-prepared one with overhead cover (OHC).	
LEADER'S RESPONSIBILITIES	
<ul style="list-style-type: none">• Protect Soldiers.• Plan and select fighting position sites.• Provide materials.• Supervise construction.• Inspect periodically.• Request technical advice from engineers as required.• Improve and maintain unit survivability continuously.• Determine if need to build up or build down overhead cover.	
1	

GTA 07-08-001: HELMET WEAR AND ADJUSTMENT


Card is 6 x 4 on white synthetic paper. This GTA provides a quick reference to Soldiers on the proper adjustment and wearing of the PASGT and ACH helmet. , Combat Skills of the Soldier. Training Audiovisual Support Center (TASC). Trainers from other services must contact ATSC directly to arrange support.



GTA 07-08-003: PHYSICAL READINESS TRAINING QUICK REFERENCE CARD

MEDIA: Pocket card

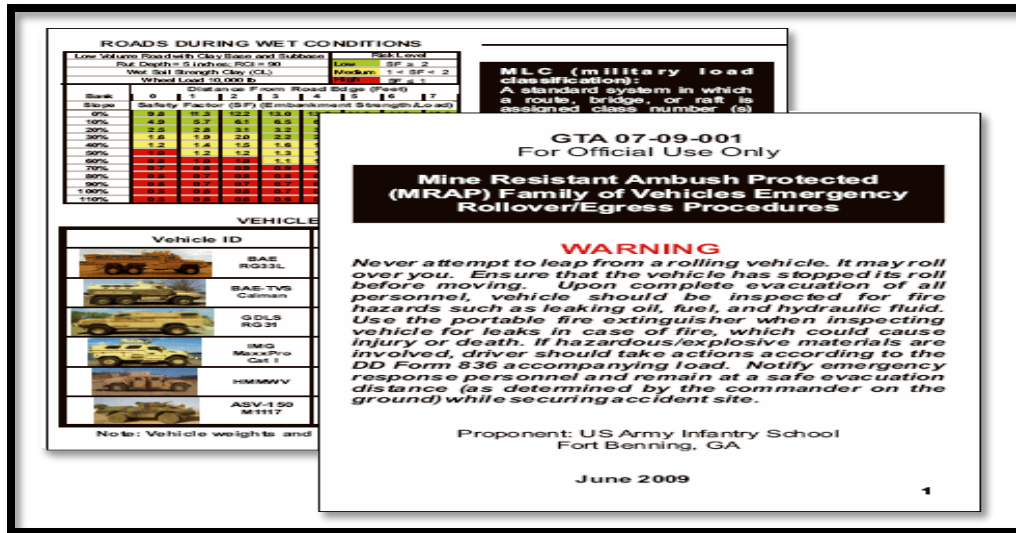
SYNOPSIS: This pocket-sized reference provides Commanders and physical readiness trainers easy access to physical readiness training exercise requirements as described in FM 7-22. This GTA supersedes GTA 07-08-003, April 2010.



GTA 07-09-001: MINE RESISTANT AMBUSH PROTECTED (MRAP) FAMILY OF VEHICLES EMERGENCY ROLLOVER/EGRESS PROCEDURES

MEDIA: 23" x 11" synthetic white GTA folds up to measure 3.75" x 5.5" Pocket Card.


SYNOPSIS: For use in all active, reserve and national guard units. This GTA provides a reference for emergency procedures in the Mine Resistant Ambush Protected (MRAP) family of vehicles. This foldout card outlines emergency drill procedures to be taken by the vehicle crew during a rollover and how to egress the vehicle in water. The card contains preventive tips and measures as well as MEDEVAC and accident reporting formats.



GTA 07-09-003: The Army's Methodology for Training

MEDIA: Booklet

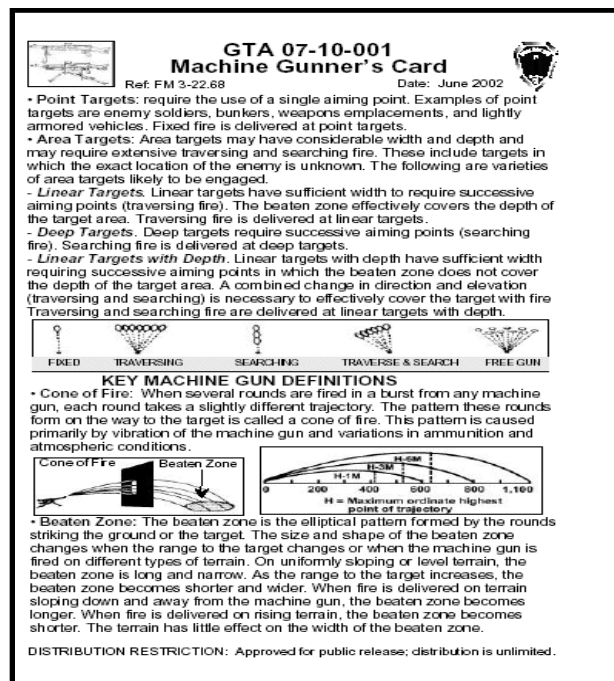
SYNOPSIS: Combined Arms Training Strategy (CATS) are task-based, event-driven training strategies based on the mission for which units are designed and provides: Task selections displaying a group of collective tasks trained together; Supporting collective tasks with linked training & evaluation outlines (T&EOs); and Associated training events (FTX, classes, STX, STAFFEX).



GTA 07-10-001: MACHINE GUNNER'S CARD

MEDIA: Pocket card.

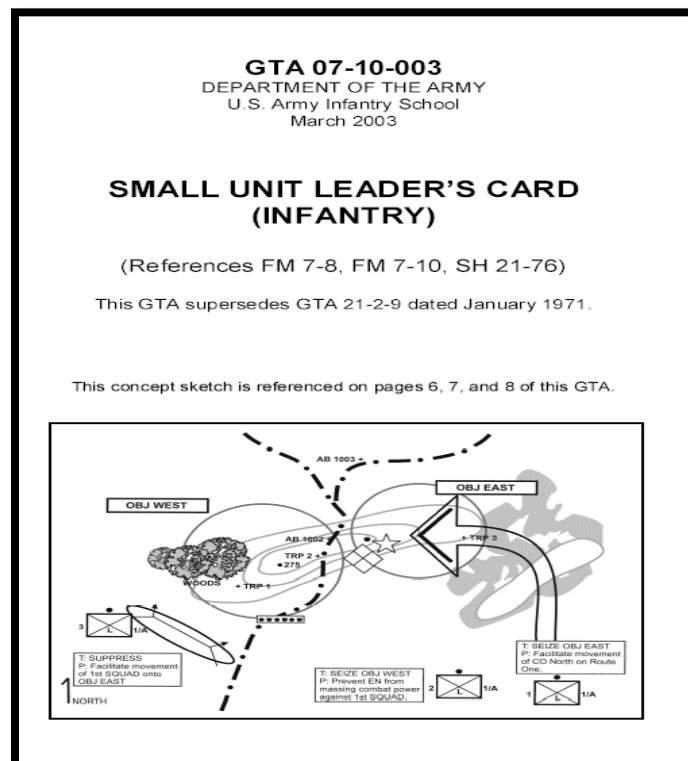
SYNOPSIS: For use in all Active, Army Reserve, and National Guard units. This GTA provides a quick reference guide for all soldiers who must be trained on the machine gun or issued the machine gun for their unit.



GTA 07-10-003: SMALL UNIT LEADER'S CARD (INFANTRY)


MEDIA: Foldout booklet

SYNOPSIS: For use in all active, reserve, and national guard units. This GTA provides a quick reference guide for all small unit leaders.



GTA 07-10-004: SNIPER QUICK REFERENCE

This GTA provides access to information for snipers to best perform their mission. This quick reference encompasses select information about the sniper's equipment and skills. The sniper rifles included in this graphic training aid are- M110 SASS, M107 LRSR, M24, and M14. Reference FM 3-22.10.



GTA 07-71-001: Combat Skills for Small Unit Leaders


SYNOPSIS: This GTA is intended to provide Soldiers a lightweight, portable, one-stop resource to assist them in performing successfully in a combat environment. This 23 x 11 folded to 3.8 X 5.5 color, 20-panel smart card on synthetic material provides information Small Unit Leaders on Weapons Status, Weapons Ranges, Navigation, Dismounted Hand & Arm Signals, Radio Operations, Reports, 9-Line MEDEVAC Request, Tactical Combat Casualty Care, Hasty Fighting Position, MOPP Procedures, Camouflage, Patrol Security, UXO and IEDs, Call for Fire, Detainee Operations, PCC/PCI, Troop Leading Procedures, Operations Orders, Squad Organization, Squad Movement, Patrolling, Patrol Bases, React to Direct Fire Contact.



GTA 08-01-004: MED EVAC REQUEST Card

MEDIA: Pocket Card, Laminate 5-3/4" x 7-1/4"


SYNOPSIS: This form is double-sided with Table 1 on side 1 and Table 2 on side 2. Table 1 is divided into 3 columns (Line, Item, and Evacuation Request Message). Table 2 instructs you on how to explain the line items.

MEDEVAC REQUEST CARD		GTA 08-01-004
LINE	ITEM	EVACUATION REQUEST MESSAGE
1	Location of Pickup Site.	
2	Radio Frequ., Call Sign, & Suffix.	
3	No. of Patients by Precedence.	
4	Special Equipment Required.	
5	Number of Patients by Type.	
6	Security of Pickup Site (Wartime).	
6	Number and Type of Wound, Injury, or Illness (Peacetime).	
7	Method of Marking Pickup Site.	
8	Patient Nationality and Status.	
9	NBC Contamination (Wartime).	
9	Terrain Description (Peacetime).	

This publication contains technical or operational information that is for official Government use only. Distribution is limited to U.S. Government agencies. Requests from outside U.S. Government agencies for release of this publication under the Freedom of Information Act or the Foreign Military Sales Program must be made to Commander USATSC, ATTN: GTA Program Manager ATIC-ITST-1, Fort Eustis, VA 23064-5166. DESTRUCTION NOTICE: Destroy by any method that will prevent disclosure of contents or reconstruction of document.

August 2016 Use of previous version authorized until exhausted

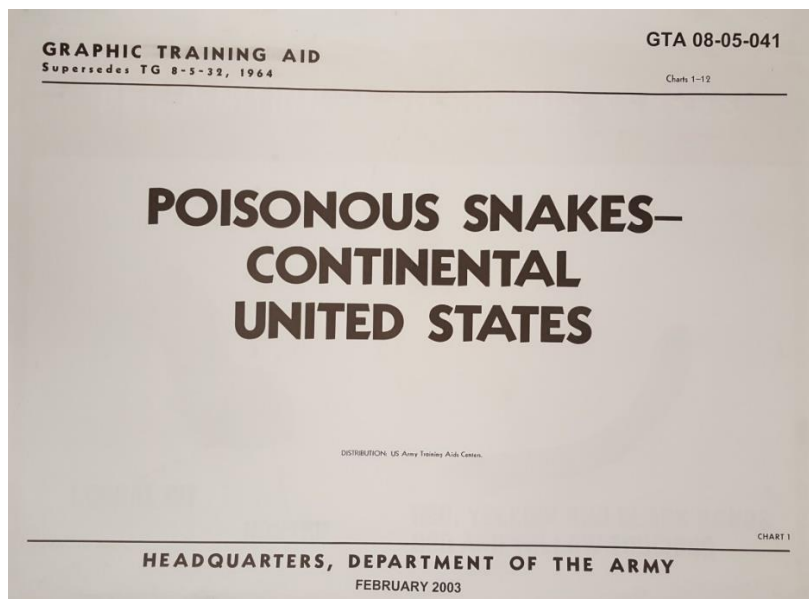
DISTRIBUTION: US ARMY TRAINING SUPPORT CENTERS (TSCs) HEADQUARTERS, DEPARTMENT OF THE ARMY, ATTN: ATIC-SAA, GTA Program, Fort Eustis, VA 23604-5166

Distributed by 

GTA 08-05-041: VENOMOUS SNAKEBITE TREATMENT

MEDIA: 12 Color Charts

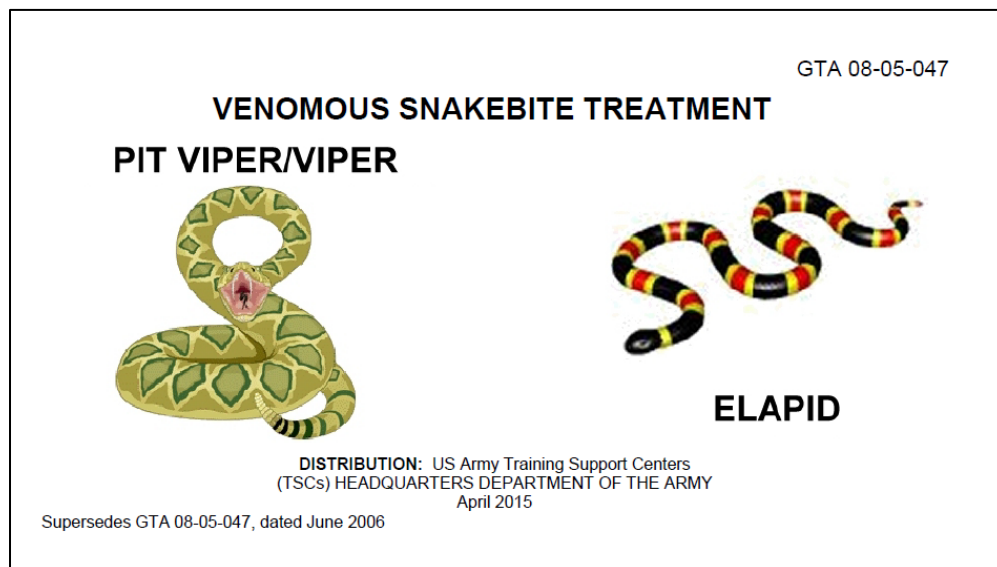
SYNOPSIS: Instructional size 29" x42" charts 1-12 colored graphics. Charts 1-7 are printed on the front; charts 8-12 are printed on the reverse side. These charts are bound together by cloth back tape with two rivets for hanging. These charts depict the type of poisonous snakes such as: Copperhead; Water Moccasin; Coral; Western Diamondback Rattlesnake. Charts illustrate how to recognize poisonous snakes and the areas in which they are found. The image is a representation and not a true image.



GTA 08-05-047: VENOMOUS SNAKEBITE TREATMENT

MEDIA: Pamphlet, 5"X3" black and white, color enhanced.

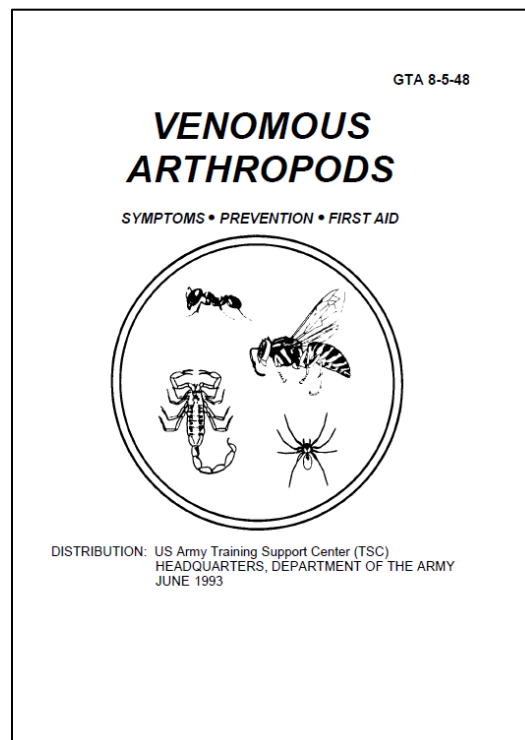
SYNOPSIS: This pamphlet identifies the two types of poisonous snakes: vipers and elapids. It describes symptoms of the snakebites and provides first aid instructions.



GTA 08-05-048: VENOMOUS ARTHROPODS

MEDIA: Card

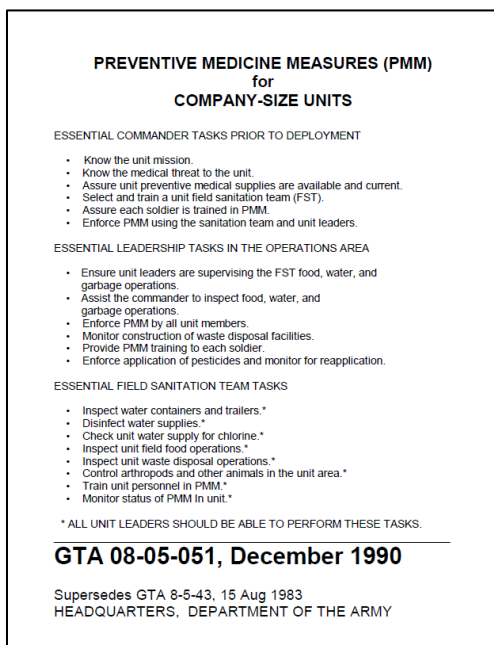
SYNOPSIS: This 4.5" x 5.5" laminated B/W card provides symptoms, prevention, and first aid for venomous bites/stings by arthropods. Arthropods are segmented invertebrates with jointed antennae and legs. They include insects, arachnids, centipedes, and millipedes.



GTA 08-05-051: PREVENTIVE MEDICINE MEASURES FOR COMPANY SIZE UNITS

MEDIA: Card

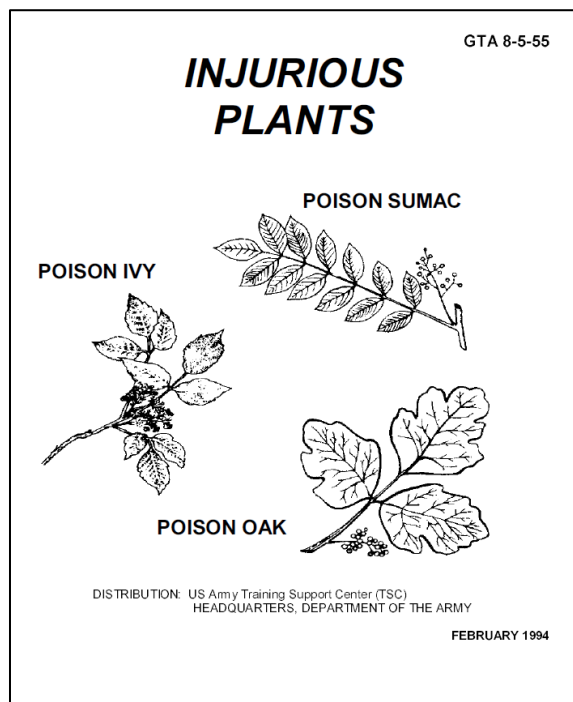
SYNOPSIS: Card, 4" x 5", Black and Yellow. Printed on both sides. This quick reference provides Preventive Medicine Measures (PMM) for individuals and units Army wide. The following topics are included: Essential Commander Task Prior to Deployment; Essential Leadership Tasks in the Operations Area; Essential Field Sanitation Team Tasks. Supersedes GTA 8-5-43



GTA 08-05-055: INJURIOUS PLANTS

MEDIA: Pamphlet

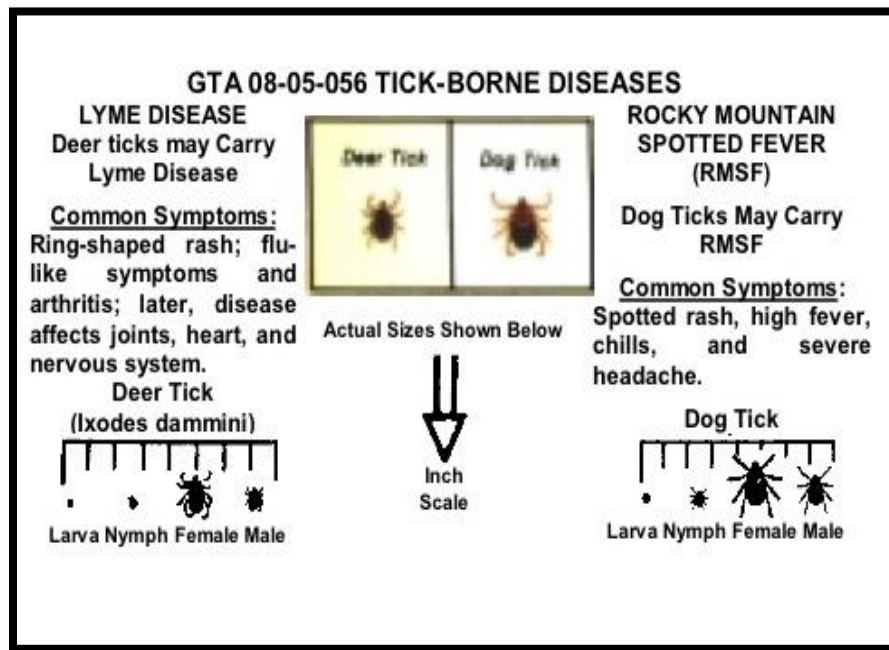
SYNOPSIS: This 4" x 5" tan-colored pamphlet with black print, provides a description of what injurious plants are, pictures of injurious plants (poison ivy, poison sumac, and poison oak), symptoms of individuals affected by plants, preventive measures, and first aid.



GTA 08-05-056: TICK BORNE DISEASES

MEDIA: 2"x3.5" Pocket Card


SYNOPSIS: Under revision as of Jan 98. This 2"x3.5" 2 sided laminated tan pocket card reference provides colored photographs of Deer and Dog Ticks, symptoms of Lyme Disease and Rocky Mountain Spotted Fever, on the front and exposure, diagnosis, treatment, and prevention of disease on the back. The image is a representation and not a true image.



GTA 08-05-060: A SOLDIER'S GUIDE TO STAYING HEALTHY AT HIGH ELEVATIONS

MEDIA: 6-page accordion folded color booklet

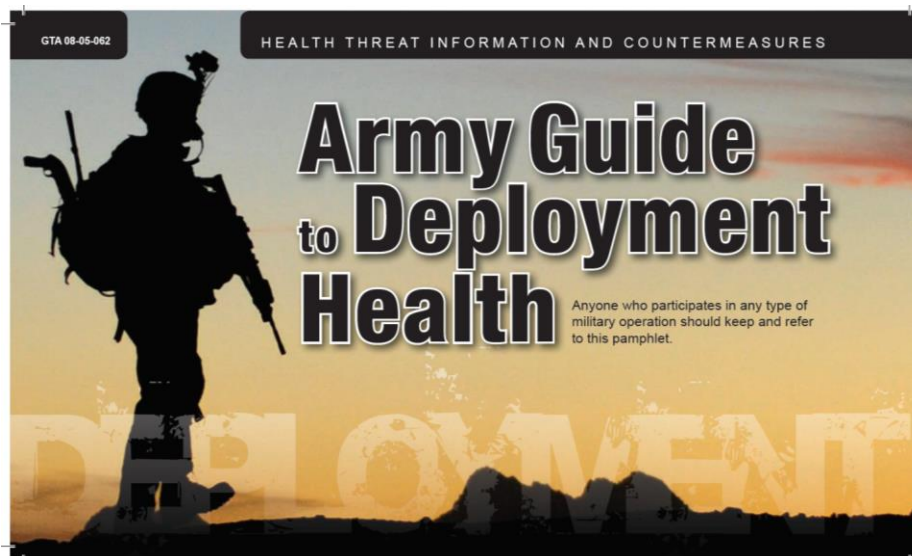
SYNOPSIS: This product is printed as a 6-page accordion folded color booklet on waterproof or coated paper. The finished product is 11 " x 8 1/2" folded to 3 2/3" x 8 1/2". This deployment health guide provides information that can reduce your risk of injury and disease when deployed. Topics within the booklet include: Overview; Elevation Measurements; The Human Body's Response to Altitude; Products to Avoid at Altitudes; Acclimatization; Two Ways to Achieve Acclimatization; Altitude Illnesses; Environmental Threats; and References.



GTA 08-05-062: Army Guide to Deployment Health

MEDIA: Booklet

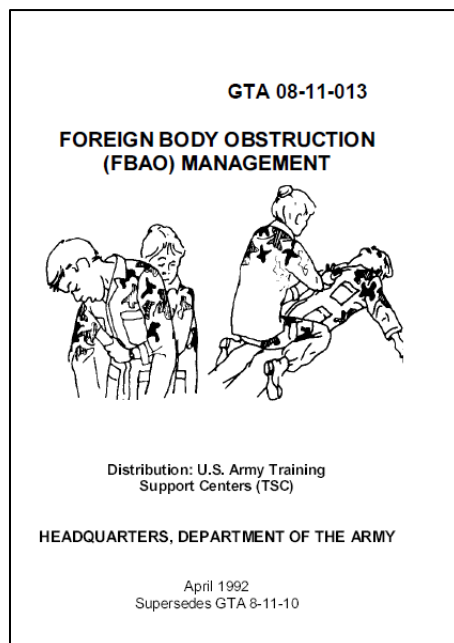
SYNOPSIS: This health guide provides information that can reduce your risk of injury and disease when deployed. Topics within the booklet include: Preparing to Deploy Pre-Deployment Medical Requirements and Screenings, Clothing/Gear/Personal Hygiene items, Recommended/Additional Packing items. During Deployment Operational Safety, Hot Weather, Cold Weather, High Altitude, Personal Protective Measures, Sexual Activity, Nutrition Guidelines, Vector-borne Disease Guidelines, Hazardous Animals and Plants, Foodborne and Waterborne Disease, Hearing Protection, Oral Health, Stress, Fluid Replacement and Work/Rest Guide, Wind Chill Chart, and Elevation Measurement Chart.



GTA 08-11-013: FOREIGN BODY AIRWAY OBSTRUCTION (FBAO) MANAGEMENT

MEDIA: Trifold

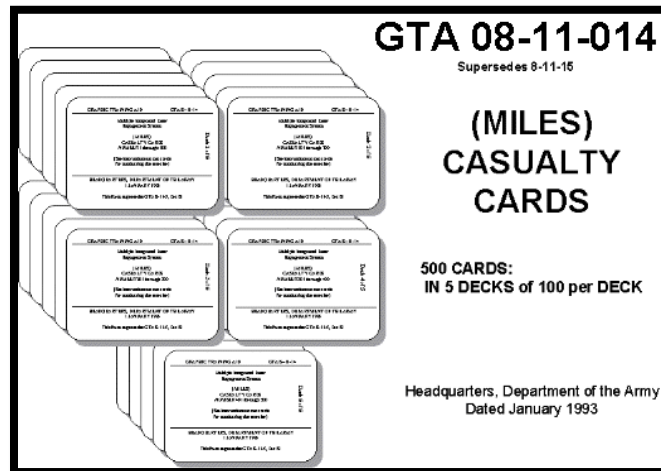
SYNOPSIS: Trifold card, 3" x 4.5", Black and yellow. Numbered 1-7. Printed on both sides. This card addresses life saving measures for treating Foreign Body Airway Obstruction (FBAO), used in training and as a job aid. Includes the following parts: Part I Indicators and Dangers of FBAO; Part II Victim is conscious; Part III Victim becomes unconscious; Part IV Victim found unconscious. Supersedes GTA 8-11-10



GTA 08-11-014: MULTIPLE INTEGRATED LASER ENGAGEMENT SYSTEM (MILES) CASUALTY CARDS

MEDIA: Card Decks

SYNOPSIS: Supersedes GTA 8-11-5. Multiple Integrated Laser Engagement System (MILES). Standard size card (2-1/2" x 3-1/2"). Unit of issue is 1 box of 5 decks which can be used more than once. These 5 decks of 100 cards each standard size playing cards are an effective training tool for supporting medical tasks conducted during annual ARTEP training at the National Training Center. The front of the card shows the casualty/diagnosis while the back of the card describes casualty information for the medic and information for the controller. Casualty categories per deck are as follows: **KIA** Killed In Action; **LU** Lying Unconscious; **L** Lie (down); **W** Walk (talk); **RTD** Return to Duty. The above categories are repeated throughout the 5 decks. NOTE: Three sets of 100 cards must be used if more than 200 personnel are participating in the exercise simultaneously. The image is a representation and not a true image.



GTA 09-06-045: M2 MG - HEADSPACE ADJUSTMENT

MEDIA: 4.5" X 4.5" yellow hard plastic card

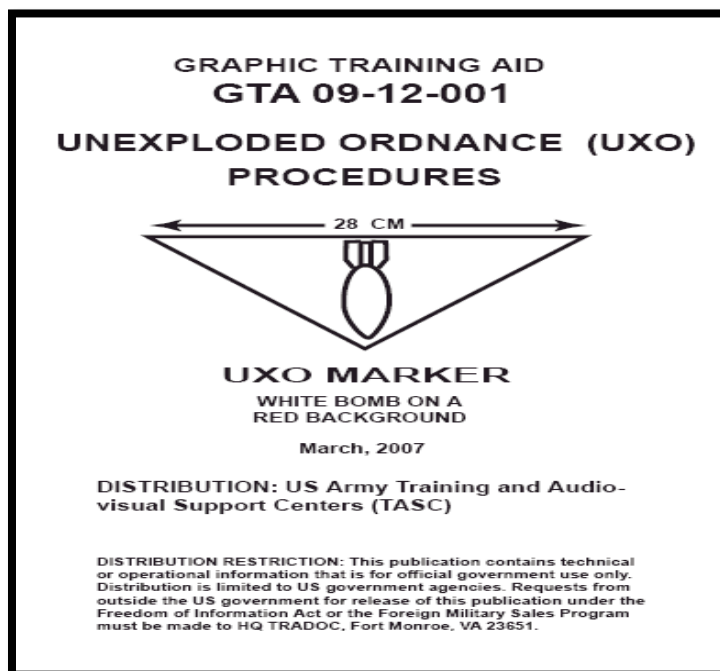
SYNOPSIS: GTA is Headspace and Timing Adjustment placards to be used with the M2 .50 caliber Machine Gun. These placards will be utilized to aid in the maintenance and operational peculiarities of the above mentioned weapon system.

GTA 09-06-045 31AUG07
M2 MG - HEADSPACE ADJUSTMENT
WARNING: Weapon may explode if not properly head spaced!
NOTE: Ensure charging handle is retracted before inserting barrel.
NOTE: Headspace and timing must be performed each time the barrel is installed
NOTE: Ensure barrel is a lined barrel (PN 7266131).
1. Raise cover all the way up, retract bolt to align barrel locking spring lug with 3/8" hole in right side of receiver.
2. With bolt retracted, screw barrel completely into barrel extension; then unscrew barrel two clicks. Allow bolt to go forward; barrel should not rotate.
3. Charge the weapon and allow the bolt to go forward. (Do not slam)
4. Retract the bolt until the barrel extension begins to separate (but not more than 1/16 inch) from the trunnion block. (DO NOT INSERT ANY OBJECT BETWEEN THE BARREL EXTENSION AND TRUNNION BLOCK). Hold in this position until gage check is completed.
5. Raise cartridge extractor; push in on alignment guide to insert gage. (Apply slight pressure on gage). Attempt to insert "GO" end of headspace gage in the T-slot between the face of bolt and rear of barrel all the way up to the ring. If "GO" end of headspace gage enters down to the ring, attempt to insert the "NO GO" end of headspace gage; if "NO GO" end does not enter, <u>headspace is set</u> . If "NO GO" end enters T-slot or "GO" end does not enter, retract bolt to align barrel locking spring lug with 3/8" hole in right side of receiver.
6. Screw barrel in one click at a time (if "NO GO" end enters slot) or one click out at a time (if "GO" end does not enter) rechecking after each click starting from Step 4 above .
7. Repeat until "GO" end can enter T-slot and "NO GO" will not enter T-slot.
CAUTION: Do not unscrew barrel more than a total of seven clicks. If condition occurs, turn in machine gun for next echelon inspection.

GTA 09-12-001: UNEXPLODED ORDNANCE (UXO) PROCEDURES

MEDIA: Booklet

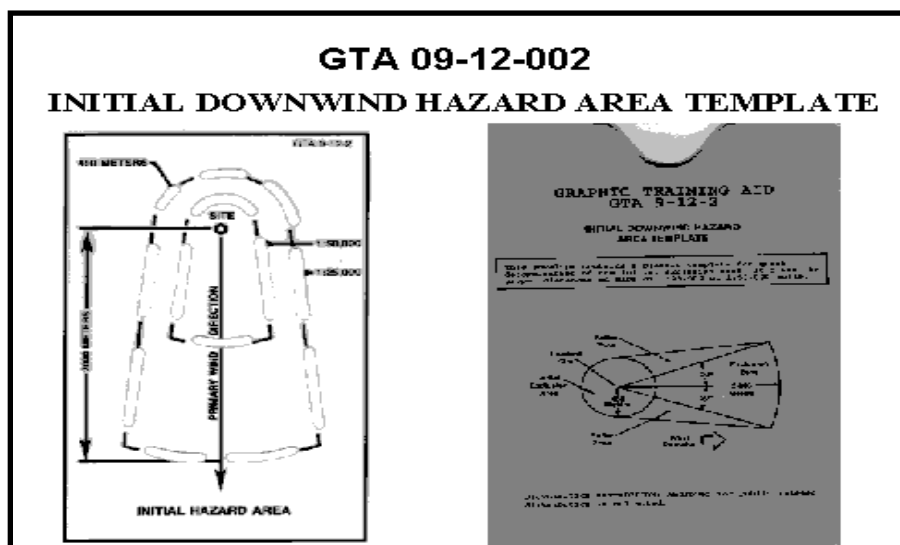
SYNOPSIS: This 4" x 6", B/W, 5 pages front and back, provides identification and protection measures for UXO. Identifications include: Dropped, Projected, Thrown, and Placed. A flowchart depicts identifying, avoiding, and using protective measures. Preventive measures and an illustration showing how to construct barricades is provided.



GTA 09-12-002: INITIAL DOWNWIND HAZARD AREA TEMPLATE

MEDIA: Simple Device

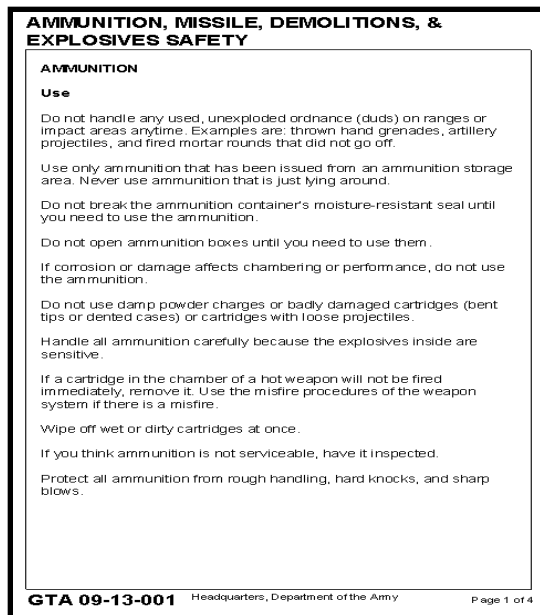
SYNOPSIS: This 4" x 6" GTA comes in two parts. The manila paper envelope used to hold the GTA contains a plastic template for quick determination of the initial exclusion area. It gives the proper distances on maps of 1:25,000 or 1:50,000 scale. The plotter (clear plastic) displays the site out to 2,000 meters of the initial hazard area by the primary wind direction. The image is a representation and not a true image.



GTA 09-13-001: AMMUNITION, MISSILE, DEMOLITIONS, AND EXPLOSIVES SAFETY

MEDIA: Card

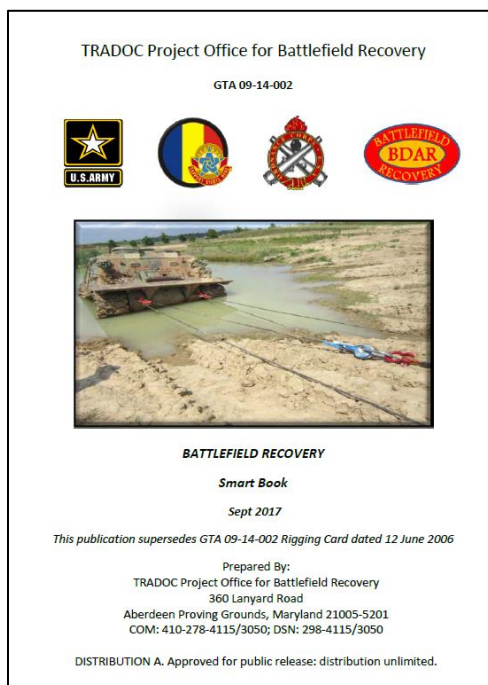
SYNOPSIS: Pamphlet 3.5" x 5.5" Black and White. Printed on one side. This pamphlet aids soldiers in increasing safety of any soldier who has to handle munitions. The following are some of the topics included: Ammunition Use; Demolition Materials and Bulk Explosives; Storage; Transport; Toxic Chemical Ammunition Leaks; Fires; Missiles and Large Rockets. The format has been changed for printing purposes.



GTA 09-14-002: BATTLEFIELD RECOVERY SMART BOOK

MEDIA: Smart Book

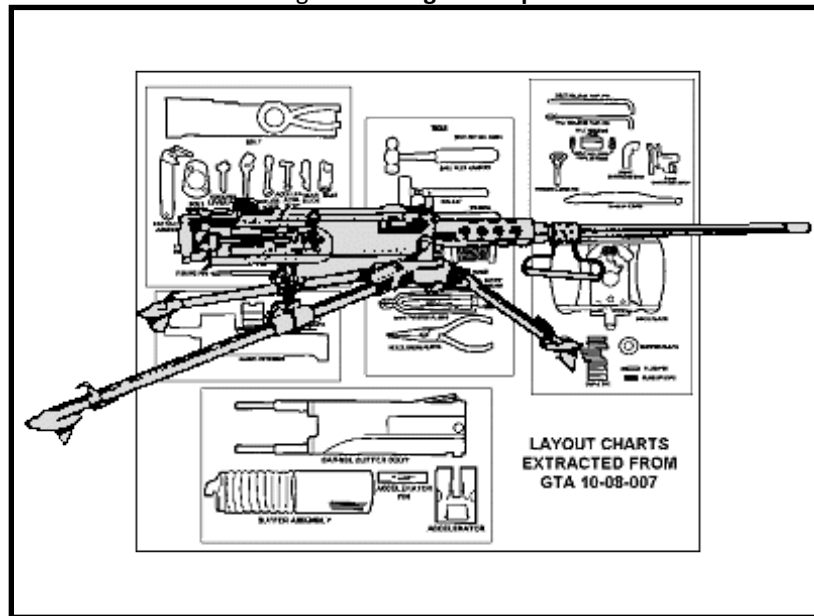
SYNOPSIS: This smart book is designed for ASI H8 Recovery Specialist and as a leader reference. Recovery is dangerous and requires a skilled H8 Recovery Specialist to safely recover vehicles and equipment to avoid causing additional damage to the vehicle or equipment being recovered.



GTA 10-08-007: .50 CALIBER MACHINE GUN LAYOUT CHART

MEDIA: B&W Chart

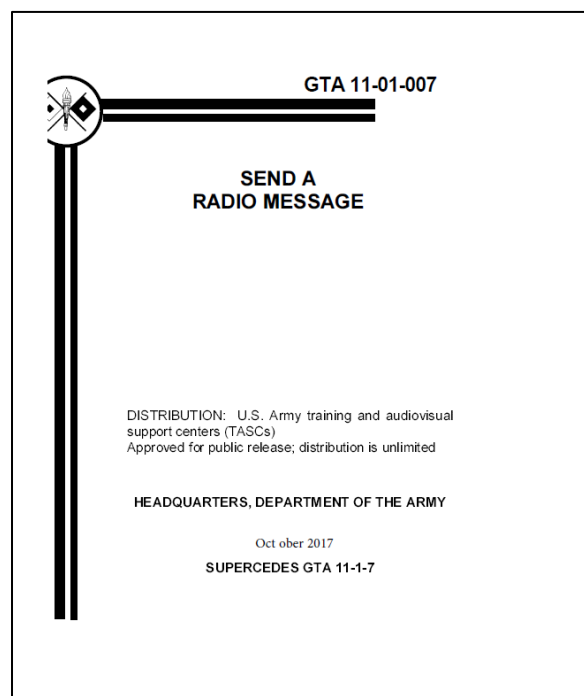
SYNOPSIS: This 31" x 58" chart provides a novice the means to learn the disassembly and assembly sequences of the .50 caliber machine gun, both in general and detailed terms. The silhouette concept provides a means to identify the individual parts by nomenclature. The image is a representation and not a true image. **The image is a representation and not a true image.**



GTA 11-01-007: SEND A RADIO MESSAGE

MEDIA: Booklet

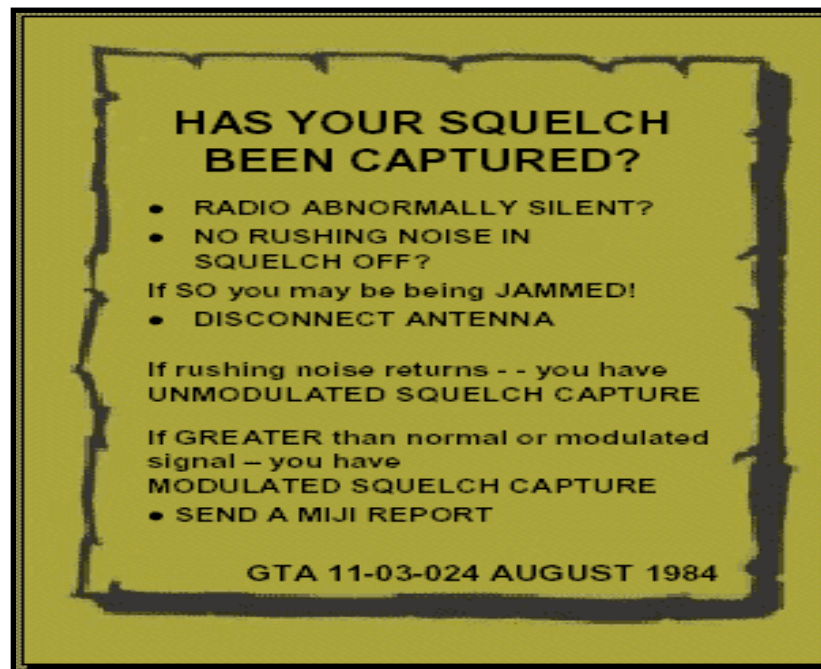
SYNOPSIS: This 4.5" x 5", duplexed 8-page, black & white, quick reference booklet includes General Instructions, Phonetic Alphabet Procedures, Standard Radio Transmission Format, and Pro-word passwords with their meanings.



GTA 11-03-024: HAS YOUR SQUELCH BEEN CAPTURED?

MEDIA: Decal

SYNOPSIS: This 3.75"x4" green and black decal describes methods for determining if squelch has been captured on radio set AN/VRC-12 or AN/PRC-77, and procedures to operate through the capture. The image is a representation and not a true image.



GTA 12-01-002: REPORTING SUSPECTED FRIENDLY FIRE

MEDIA: Pocket Card

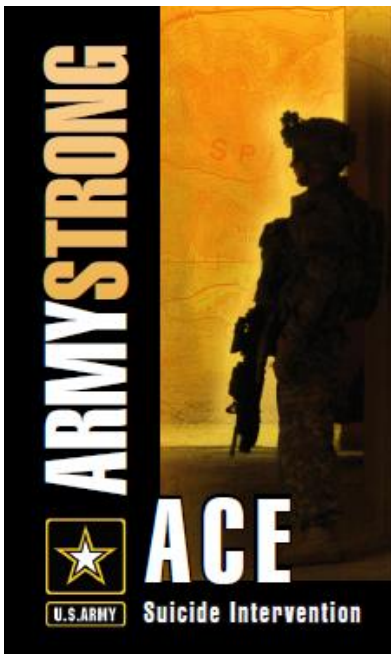
SYNOPSIS: The Reporting Suspected Friendly Fire is a trifold smart card. It consists of what units must do when friendly fire is suspected, a procedural diagram, and additional information websites. The card is 12.5 X 5.5 trifolded to 3.75 X 5.5 and printed on waterproof, tear resistant synthetic paper.



GTA 12-01-003: ACE SUICIDE INTERVENTION (V2013)

MEDIA: Card

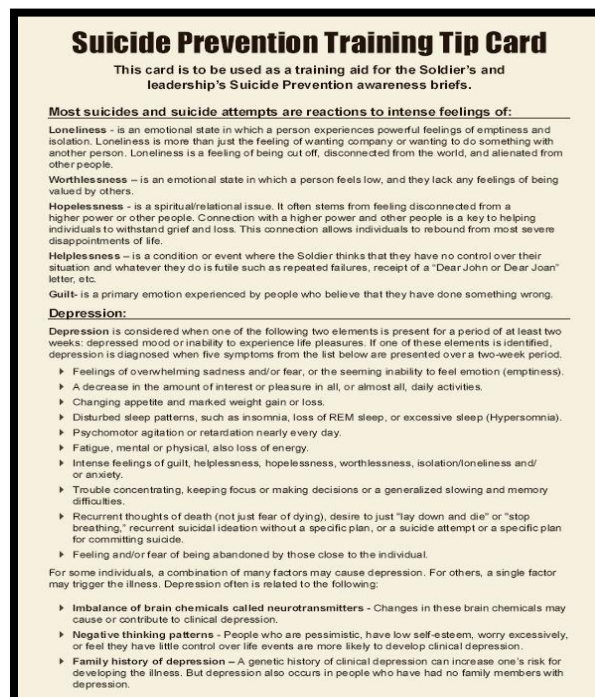
SYNOPSIS: The ACE Suicide Intervention card consists of: Ask your buddy, Care for your buddy, and Escort your buddy. Also included are National Suicide Prevention Lifeline: 1-800-273-8255 (TALK) and USAPHC: <http://phc.amedd.army.mil>



GTA 12-01-006: USACHPPM SUICIDE PREVENTION TRAINING TIP CARD

MEDIA: Card is a two-page 5.3 x 8 on coated cover paper.

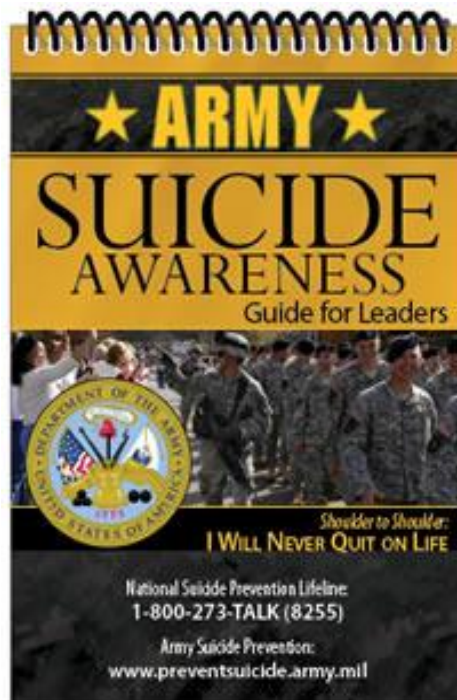
SYNOPSIS: The GTA topics are: Most suicides and suicide attempts are reactions to intense feelings of; Depression; Warning Signs; Risk Factors; and Suicidal Risk Highest When.



GTA 12-01-007: SUICIDE AWARENESS GUIDE FOR LEADERS

MEDIA: Pamphlet

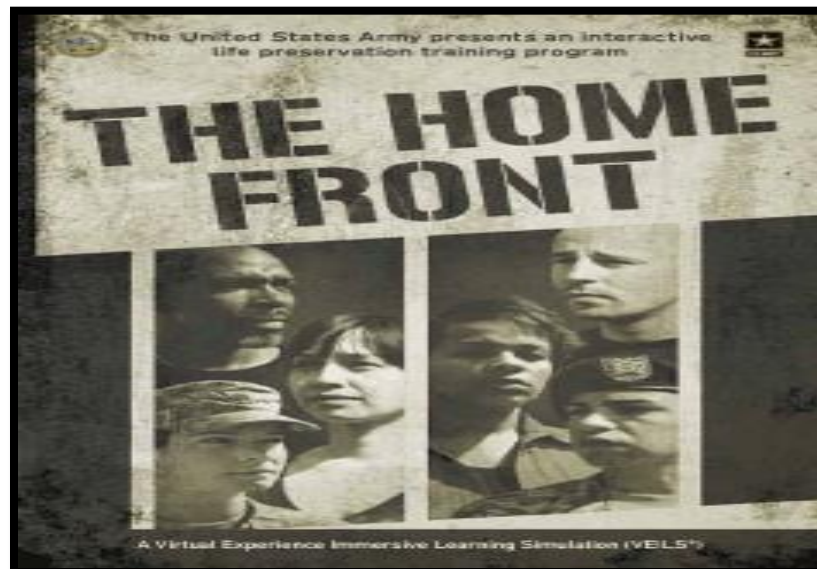
SYNOPSIS: This guide was written for you. The information it contains can have a significant impact on the lives of people in a suicide crisis. It can prevent the tragic loss of life and the overwhelming pain felt by those affected by the loss.



GTA 12-01-008: HOME FRONT CD

MEDIA: DVD

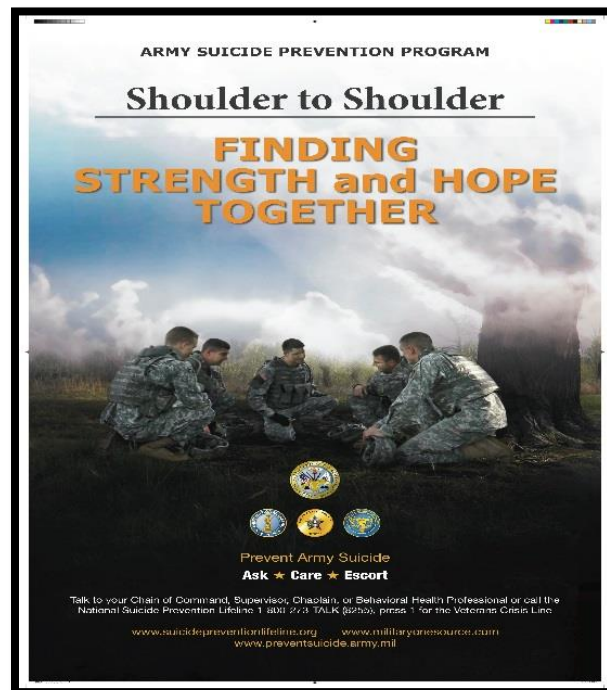
SYNOPSIS: This Virtual Experience Immersive Learning Simulation is a component of the life preservation training course offered through Lincoln University-Missouri's Center for Suicide Prevention Research and Studies. The Home Front is a unique tool for education in the areas of suicide risks, awareness, suicide prevention and the promotion of a positive behavioral health lifestyle.



GTA 12-01-009: SHOULDER TO SHOULDER- FINDING STRENGTH AND HOPE TOGETHER

MEDIA: CD

SYNOPSIS: The following stories are intended to raise awareness about ways that Soldiers, Leaders, Family members, and Department of the Army Civilians can effectively reduce stress, cope successfully with physical and emotional pain, and overcome suicidal thoughts.



GTA 14-01-001: FIELD ORDERING OFFICER (FOO) SMARTCARD


MEDIA: Folded Pocket Card

SYNOPSIS: GTA is an 11"x11.25" folded to 5.5"x3.75" smart card. Field Ordering Officer (FOO) Purchase Process; Basic Acquisition Team (know your team): Contracting Officer: Paying Agent: Finance: Miscellaneous others; SF 44 Purchase Order-Invoice-Voucher. Unit, Vendor, Paying Agent; Watch Out! Items that you need to be careful about; Tips: Hints for saving time and other headaches; Reminders: Key helpful information.



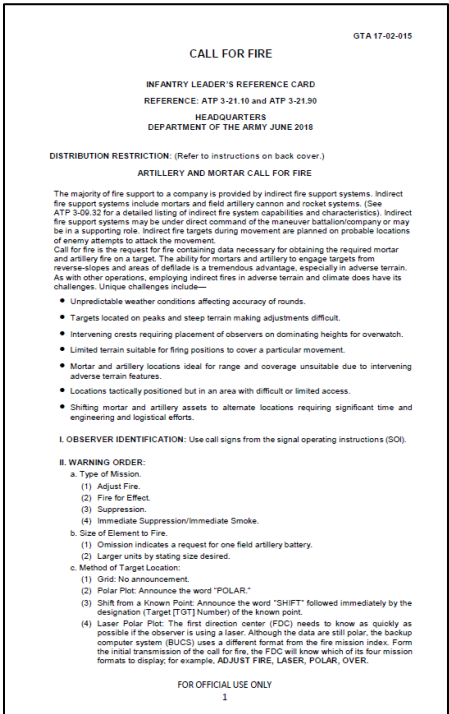
GTA 17-02-012: TANK GUNNERY FLAG SIGNALS

MEDIA: Card
SYNOPSIS: This 4" x 6" card, printed on synthetic paper, depicts position of flags and their appropriate color instrumental to the individual soldier and tank crew drills. Three colors of flags are used: green, red, and yellow.



GTA 17-02-015: THE CALL FOR FIRE

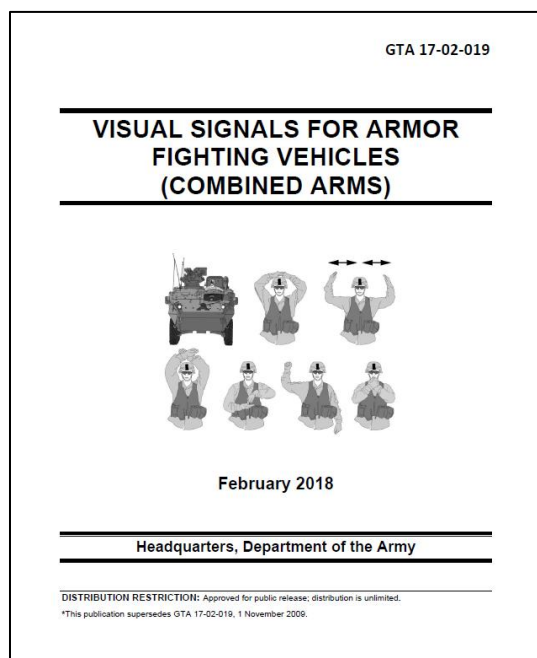
MEDIA: Pocket Card
SYNOPSIS: This 16.5 x 8.5" card, folds to 5.5x 8.5, 6 panel front and back, B/W, provides directions on the following topics: Observer Identification; Warning Order; Target Description; Method of Engagement; Method of Fire and Control; Danger Close; Target Location (grid, polar, shift); Range Corrections; Deviation Corrections; Determining Direction to a Target; Estimating Angles in MLS with the Hand (illustration provided); Sending the Call to Fire.



GTA 17-02-019: VISUAL SIGNALS FOR ARMOR FIGHTING VEHICLES (COMBINED ARMS)

MEDIA: Flipbook

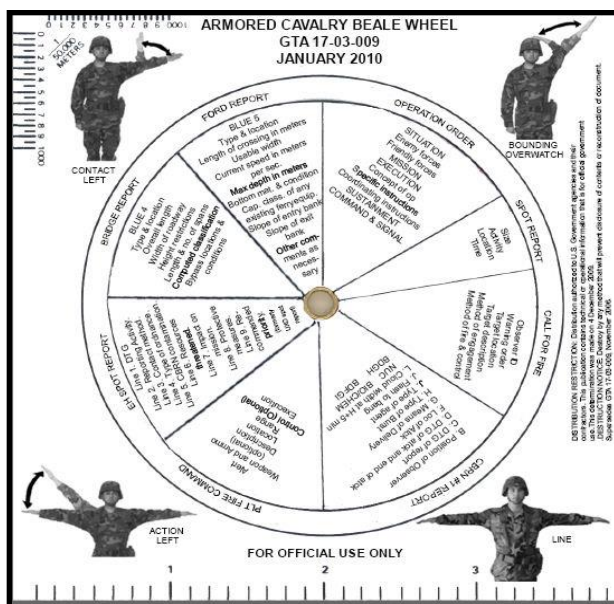
SYNOPSIS: This 34-page book provides armor and combined arms leaders with a quick reference for the meaning and execution of visual signals (56 figures provided) that are part of the command and control of armor units.



GTA 17-03-009: ARMORED CAVALRY BEALE WHEEL

MEDIA: Simple Device

SYNOPSIS: This GTA is two sided measuring 4" x 4" with rotating red wheels that have a transparent pie slice to view the pertinent information. This plastic wheel is a quick reference for armored cavalry crew members and armored cavalry unit leaders in U.S. Army schools, training centers, and TOE units. It condenses important information on one card and provides a method of learning basics and having them readily available. Topics include: Operation Order; Spot Report; Call For Fire; NBC #1 Report; PLT Fire Command; NBC #4 Report; Bridge Report; Ford Report; Medivac Request; Defense Planning; Closing/Departure Report; Hasty Attack; Action on Contact; Passage of Lines; Route Report (Hasty). The image is a representation and not a true image. Supersedes GTA 17-3-8.



GTA 17-06-051: AK-47 WEAPON CLEARING PROCEDURES

MEDIA: Card

SYNOPSIS: A two-sided card. 4" x 5.5" on white synthetic paper. This GTA provides units with the AK-47 weapon clearing procedures.

DISTRIBUTION RESTRICTION: Distribution authorized to U.S. Government agencies and their contractors. This publication contains technical or operational information that is for official Government use. This determination was made on 17 November 2009.

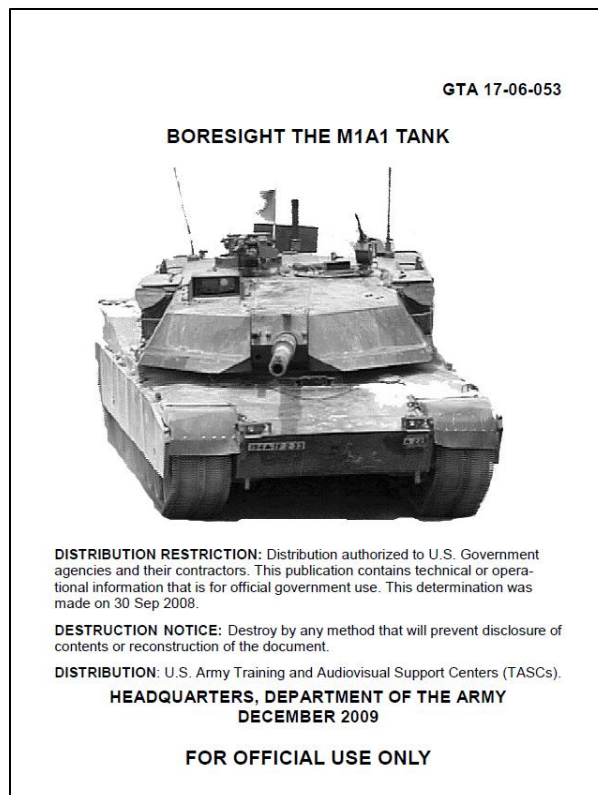
DESTRUCTION NOTICE: Destroy by any method that will prevent disclosure of contents or reconstruction of the document.
Supersedes GTA 17-06-051 January 2007



GTA 17-06-053: BORESIGHT THE M1A1 TANK

MEDIA: Booklet

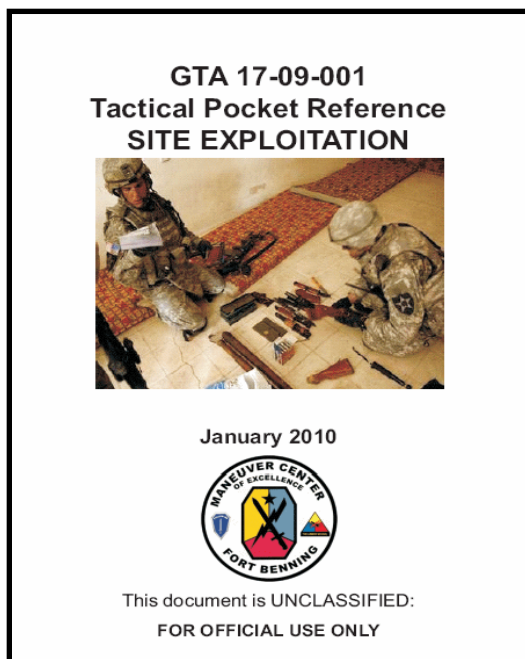
SYNOPSIS: This 6X9, 10 pages printed on synthetic laminated paper. Booklet is held together by 2 silver rings at top. The GTA provides the steps necessary to boresight the M1A1 Tank.



GTA 17-09-001: TACTICAL SITE EXPLOITATION SMART CARD

MEDIA: Smart Card

SYNOPSIS: This 4.5" X 5.5" color, 16-panel smart card on synthetic material provides information on Tactical Site Exploitation (TSE). Individual Responsibilities, TSE Preparation, Material Collection, Recommended TSE Personnel, DA FORM 4137 (Evidence/Property Custody Document), Tactical Questioning, Witness Statements- DA Form 2823, DD 2745 EPW Capture Tag, Handling/Processing Personnel, Biometrics Collection, Handling Material Collected from Detainees and Mission Debrief.



GTA 19-01-001A: MILITARY POLICE CODE OF ETHICS (CHART)

MEDIA: Chart

SYNOPSIS: This 8.5"x11" color enhanced chart provides guidelines for integrity and moral standards for Military Police. Chart is for issue to MP units at company level. The image is a representation and not a true image.



GTA 19-01-003: COMMANDER'S GUIDE OT MILITARY WORKING DOGS

MEDIA: 5.5" X 3.75" color, 2-sided smart card on synthetic material

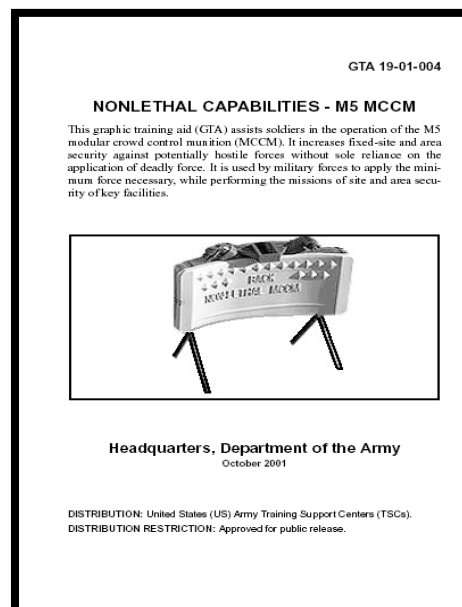
SYNOPSIS: This Smart Card provides information on the Military Working Dogs: Specialized Search Dog (SSD), Patrol Explosive Detection, Explosive Detection Dog (EDD), Narcotic Detection Dog (NDD,DDD), Patrol Narcotic Detection Dog (PNDD/PDD), Combat Tracker Dog (CTD), Mine Detection Dog (MDD), Specialized Search Dog (SSD), Patrol Explosive Detection, Explosive Detection Dog (EDD), Narcotic Detection Dog (NDD/DDD), Patrol Narcotic Detection Dog (PNDD/PDD), Combat Tracker Dog (CTD) and Mine Detection Dog (MDD).

[illegible]

GTA 19-01-004: NONLETHAL CAPABILITIES - M5 MCCM

MEDIA: 6-page accordion folded booklet

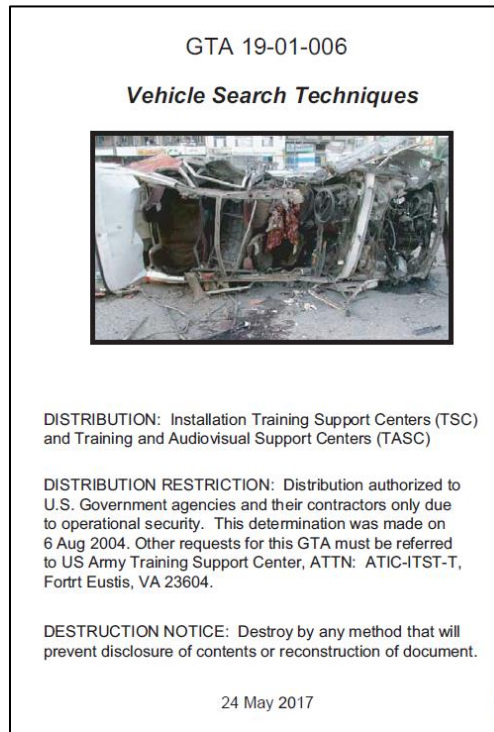
SYNOPSIS: This product is printed black and white as a 6-page accordion folded booklet on white synthetic water resistant paper for use in the field. The finished product is 16 1/2" x 8 1/2" folded to 5 1/2" x 8 1/2". This GTA assists soldiers in the operation of the M5 modular crowd control munition (MCCM). It increases fixed site and area security against potentially hostile forces without sole reliance on the application of deadly force.



GTA 19-01-006: Vehicle Search Techniques

MEDIA: 16-panel Folded Card The 3 3/4 inch x 5 1/2 inch card is printed on waterproof, tear resistant synthetic paper


SYNOPSIS: Vehicle Search Techniques Smart Card is a 16-panel, folded card. It incorporates Safety, Security, Dos, Don'ts, Driver Interview, Indicators Interview, General Inspection of Vehicles, Cargo Area of Pickup Trucks and Vans/SUVs, Commercial Vehicles, and Septic Service Trucks, and Summary.



GTA 19-04-003: INDIVIDUAL PROTECTIVE MEASURES

MEDIA: 12 page pamphlet 3" x 5" on both sides. Bound at top with flip up pages of varying lengths.

SYNOPSIS: For use in all Active, Army Reserve, and National Guard units. This GTA assists all DOD personnel and their family members to become aware of the terrorist threat, to provide techniques to protect themselves and family, and to help ensure the process of changing our mind-set from complacency to constant vigilance.



GTA 19-05-001: IMPLIED CONSENT WARNING

MEDIA: Card

SYNOPSIS: This 2.5" x 4", B/W 4-step card is to be used by military police on duty and MP AIT students. It assists MPs in giving the implied consent to motorists who have been stopped for possible drunk driving.

HOW TO INFORM SUSPECT OF PROVISIONS OF THE
IMPLIED CONSENT POLICY IAW 190-5

IMPLIED CONSENT WARNING

BEFORE A CHEMICAL TEST IS PRESENTED TO THE
SUSPECT, INFORM HIM/HER OF THE FOLLOWING:

1. Implied Consent means that any person shall be deemed to have given their consent to evidential tests for alcohol or other drug content of their blood, breath, or urine when lawfully stopped, apprehended or cited for any offense allegedly committed while driving or in physical control of a motor vehicle on a military installation to determine the influence of intoxicants.
2. (For Stateside) If you refuse to take the chemical test or fail to complete the test, you may lose your on-post driving privilege.

(For Overseas) If you refuse to take the chemical test or fail to complete the test, you may lose your on and off post driving privilege.
3. You do not have the right to have an attorney present before stating whether or not you will submit to the test or during the test.

Ask suspect if he or she understands what you have told him/her. Then ask him or her:

4. At this time, are you willing to complete the chemical test?

March 2017

GTA 19-05-001

GTA 19-06-006: HOW TO INFORM SUSPECT/ACCUSED PERSON OF THEIR RIGHTS

MEDIA: Pocket Card

SYNOPSIS: This 2.5" x 3.5" card, printed on one side in B/W, aids an arresting officer while informing suspects or accused persons of their verbal rights under the law. It is used in conjunction with or in the absence of DA Form 3881 (Rights Warning Procedure/Waiver Certificate).

HOW TO INFORM SUSPECT/ACCUSED PERSONS OF THEIR RIGHTS

Use this card only when DA Form 3881, Rights Warning Procedure/Waiver Certificate, cannot be used. Complete DA Form 3881 as soon as possible.

VERBAL RIGHTS WARNING

Inform the person of your official position, the nature of the offense(s), and the fact that he/she is a suspect/accused. Then read him/her the following-do not paraphrase; read verbatim.

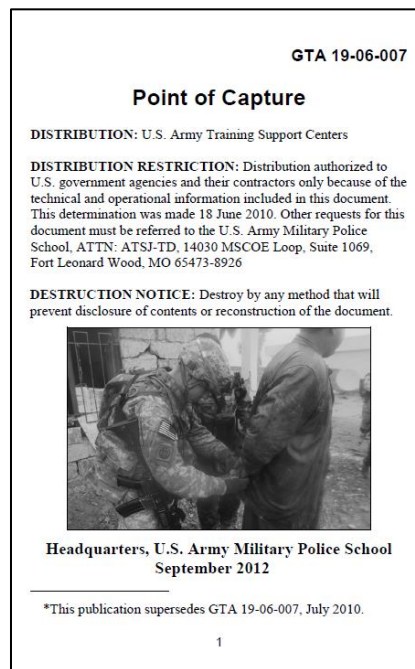
"BEFORE I ASK YOU ANY QUESTIONS, YOU MUST UNDERSTAND YOUR RIGHTS."

1. "YOU DO NOT HAVE TO ANSWER MY QUESTIONS OR SAY ANYTHING."
2. "ANYTHING YOU SAY OR DO CAN BE USED AS EVIDENCE AGAINST YOU IN A CRIMINAL TRIAL."
3. (For personnel subject to the UCMJ) "YOU HAVE THE RIGHT TO TALK PRIVATELY TO A LAWYER BEFORE, DURING, AND AFTER QUESTIONING AND TO HAVE A LAWYER PRESENT WITH YOU DURING QUESTIONING. THIS LAWYER CAN BE A CIVILIAN YOU ARRANGE FOR AT NO EXPENSE TO THE GOVERNMENT OR A MILITARY LAWYER DETAILED FOR YOU AT NO EXPENSE TO YOU, OR BOTH."

GTA 19-06-007: POINT OF CAPTURE

MEDIA: This GTA is 12.75 X 6.25 folded to 4.25 " x 6.25 trifold, printed on synthetic paper.

SYNOPSIS: It illustrates correct format for prisoner Point of Capture processing, procedures and paperwork. Table 1 5 Ss and T process. Table 2 Processing standards. Table 3 DD Form 2745 instructions.

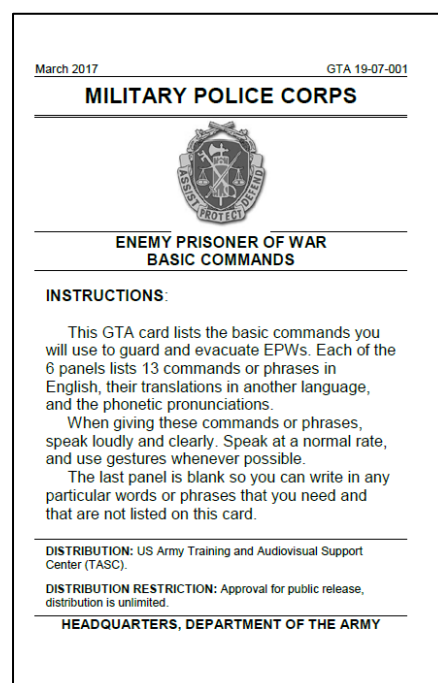


GTA 19-07-001: ENEMY PRISONER OF WAR (EPW) BASIC COMMANDS

MEDIA: Pamphlet

SYNOPSIS: This GTA card lists the basic commands you will use to guard and evacuate EPWs. Each of the 6 panels lists 13 commands or phrases in English, their translations in another language, and the phonetic pronunciations.

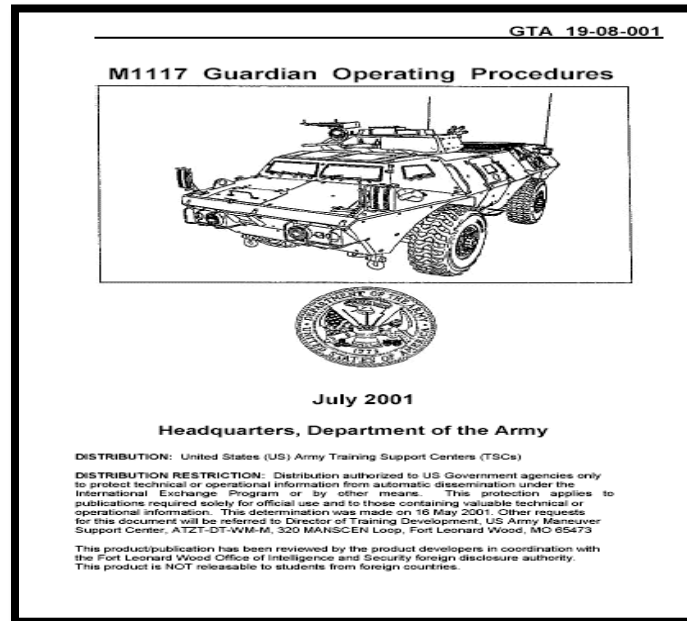
When giving these commands or phrases, speak loudly and clearly. Speak at a normal rate, and use gestures whenever possible.



GTA 19-08-001: M1117 GUARDIAN OPERATING PROCEDURES

MEDIA: 16-page Booklet

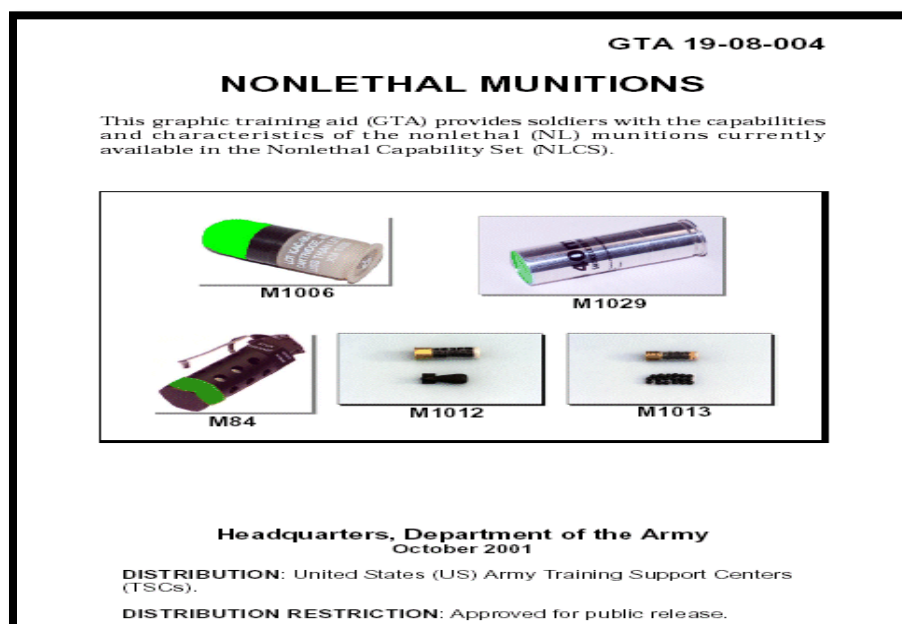
SYNOPSIS: This product is printed B/W as a 16-page saddle-stitched booklet on water resistant paper for use in the field. The finished product is 11" x 8 1/2" folded to 5 1/2" x 8 1/2". This GTA is designed as a quick reference guide for start-up and shutdown of the M1117 Guardian and the installation, bore sighting, immediate-action procedures, removal, and target engagement of the MK19 40mm grenade machine gun and the M2 .50 caliber machine gun.



GTA 19-08-004: NONLETHAL MUNITIONS

MEDIA: Booklet

SYNOPSIS: For use in all Active, Army Reserve, and National Guard Units. This 4 page booklet provides soldiers with the capabilities and characteristics of the nonlethal (NL) munitions currently available in the Nonlethal Capability Set (NLSC).



GTA 19-08-005: M315 NONLETHAL, TURRET-MOUNTED, 66-MILLIMETER GRENADE LAUNCHER

MEDIA: 6-page booklet

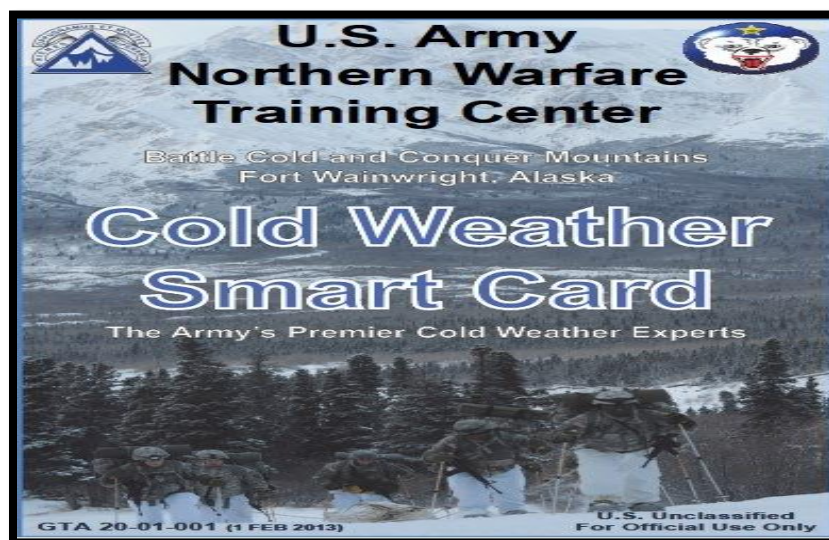
SYNOPSIS: This product is printed B/W as a 6-page accordion fold booklet on water resistant paper for use in the field. The finished product is 16 1/2" x 8 1/2" folded to 5 1/2" x 8 1/2". This GTA assists soldiers during the employment of the M98 nonlethal distraction grenade; the M99 nonlethal blunt trauma grenade; the L96A1 antiriot irritant grenade; and the L97A1 antiriot practice grenade from the nonlethal, turret-mounted, 66-millimeter grenade launcher.



GTA 20-01-001: Cold Weather Smart Card

MEDIA: Foldout Card

SYNOPSIS: This GTA is 17.5 x 11 folded to 3.5 x 5.5, smartcard, printed on waterproof, tear-resistant paper. It covers: Beaufort Scale: USE THIS CHART TO APPROXIMATE WIND SPEED; Risk of Frostbite; Chilblain; Superficial Frostbite; Deep Frostbite; Immersion Syndrome; Hypothermia; Weapons: Common Problems and Solutions; Camouflage; Ahkio Packing List; Ten-Man Arctic Tent; Space Heater Arctic; Snowshoe, Assault, Military; Gloves; Generation III ECWCS Levels 1 7; Modular Sleep System (MSS); and Extended Cold Weather Clothing System Overview.



GTA 21-02-028: MY ARMY BENEFITS

MEDIA: Pocket Card, 3 ½" X 2"

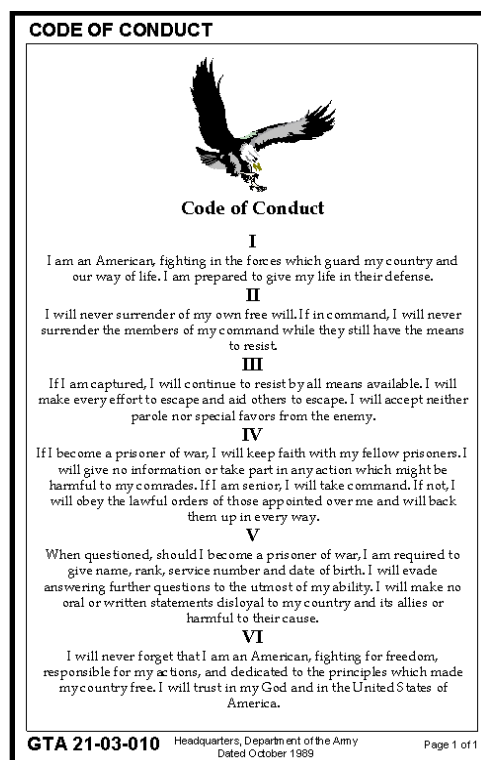
SYNOPSIS: This GTA provides a website and phone number for Soldiers to contact for up-to-date information on their Army benefits. Including: Personalized Benefits Calculations, Survivorship and Retirement Planning, and Over 150 Benefit Fact Sheets including State and Territory Benefits.



GTA 21-03-010: CODE OF CONDUCT

MEDIA: Chart

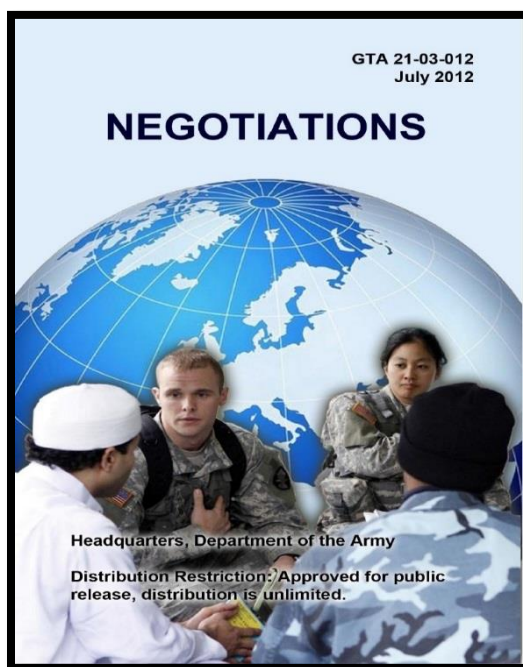
SYNOPSIS: This 17" x 22" chart may be used as an aid in the instruction of classes on the Code of Conduct or as a stand-alone, self-instructional training aid. Supersedes GTA 21-3-8.



GTA 21-03-012: NEGOTIATIONS

MEDIA: Booklet


SYNOPSIS: This is a 4 x 6 flipbook, printed on synthetic paper. This GTA discusses all aspects of negotiations. Individual topic oriented lessons stand alone.



GTA 21-03-014: IRANIAN CULTURE

MEDIA: Booklet

SYNOPSIS: This is a 4 x 6 flipbook printed on synthetic paper. This GTA is about the culture of Iran. Topics include: Introduction and Geography; History; Iranian Cultural Beliefs; Customs and Engaging Iranians; Strategic Culture; and Structures and Institutions covering: Political; Military; Economy; Social; Infrastructure; Information; Local Measures; Calendar and Holidays; and further reading. Included is a Primer: Cross Cultural Competence; Fundamentals; Cultural Awareness; Cultural Knowledge; and Cultural-General Concepts.



GTA 21-03-022: CULTURAL CARDS AFGHANISTAN & ISLAMIC CULTURE

MEDIA: Booklet


SYNOPSIS: This is a 5.5 x 8.5 flipbook printed on synthetic paper. This GTA is to be used in many different ways, but it is designed as a filler to be taken out of your ACU pocket and used between tasks or waiting for the next training to begin. Soldiers must understand how vital culture is in accomplishing today's missions.



GTA 21-08-001: RISK MANAGEMENT QUICK REFERENCE BOOKLET

MEDIA: Booklet


SYNOPSIS: The purpose of this booklet is to provide a quick reference to the Risk Management (RM) process and Deliberate Risk Assessment Worksheet (DRAW). RM is the process of identifying, assessing, and controlling risks arising from operational factors and making decisions that balance risk cost with mission benefits. The Army uses RM to help maintain combat power while ensuring mission accomplishments in current and future operations. RM applies to both operations and to nonoperational activities. It is an essential element of the Army Operations Process, Troop Leading Procedures, Military Decision Making Process, and other organizational planning processes.



GTA 21-08-002: COMBAT TRAINING SMART CARD

MEDIA: Smart Card

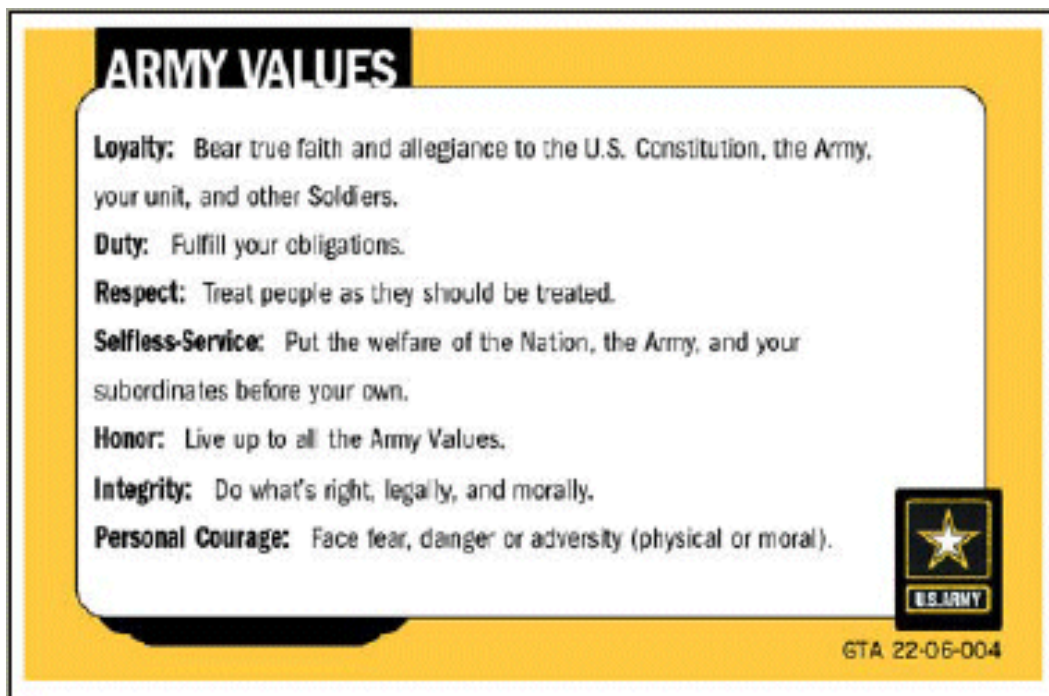
SYNOPSIS: This 3.75" X 5.5" color, 16-panel smart card on synthetic material provides information on the Vehicle Search, 9-Line MEDEVAC Requests, Escalation of Force (EOF), 9-Line IED/SALT Reports, Detainee Operations, Tactical Combat Casualty Care, Law of War, Key to Defeating IED Threats, Identifying IEDs, 5 and 25-Meter Scan, Unexploded Ordnance (UXO) and Improvised Explosive Devices (IEDs), Weapon Status, Weapon Clearing, Heat/Cold Safety and When the Media Calls.



GTA 22-06-004: ARMY VALUES / SOLDIER'S CREED CARD

MEDIA: Card

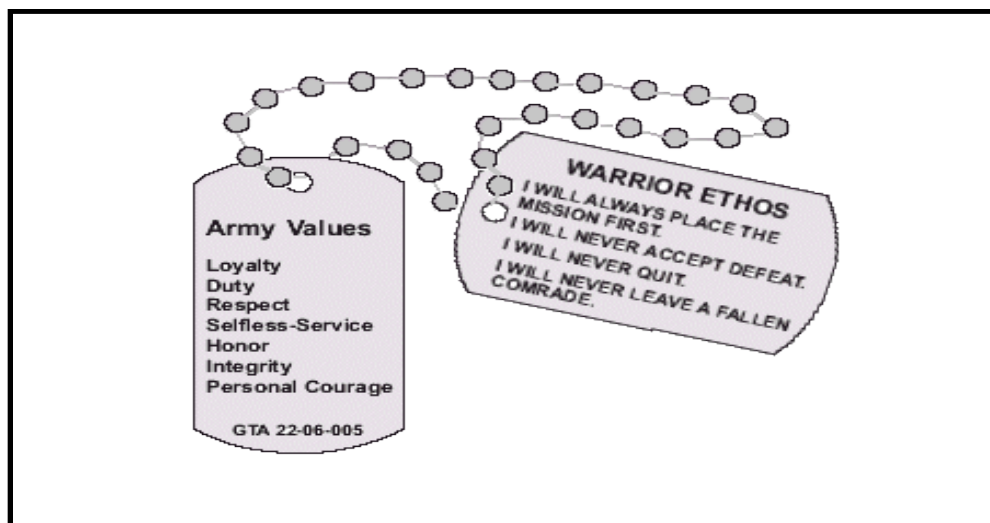
SYNOPSIS: This is a 2.125" x 3.625" card, high impact polystyrene with rounded corners, both sides white with yellow trim and Army of One logo. Pocket card is issued to each soldier. Army Values are printed on one side and the Soldier's Creed and Warrior Ethos are printed on the other side. This image is a representation and not a true image.



GTA 22-06-005: ARMY VALUES / WARRIOR ETHOS TAG

MEDIA: Aluminum tag

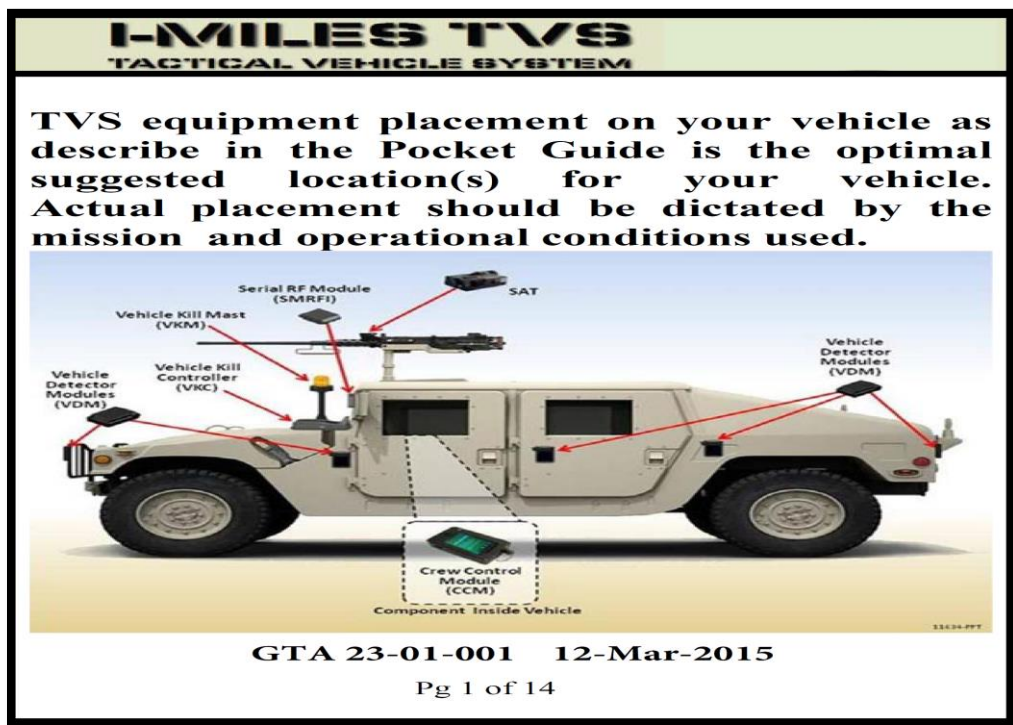
SYNOPSIS: This is a 2"x1.25"x.060" Aluminum tag. Tags are issued to each soldier. The Army Values are stamped on one side and the Warrior Ethos is stamped on the other. Tag is meant to be worn as a dog tag. This image is a representation and not a true image.



GTA 23-01-001: TACTICAL VEHICLE SYSTEM (TVS) SMART CARD

MEDIA: Booklet

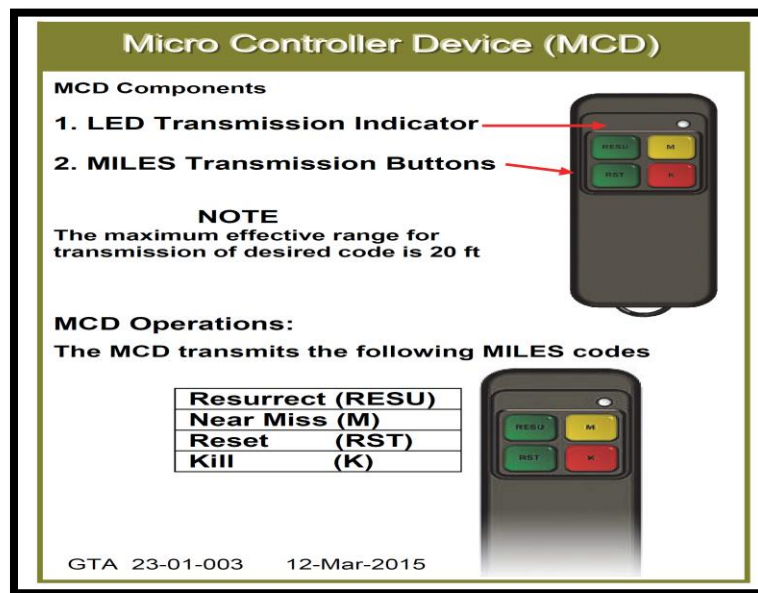
SYNOPSIS: This GTA is a 14-page booklet 4.25 x 5.75 on white synthetic paper. The GTA provides the optimal suggested location(s) for TVS equipment placement on your vehicle. Including: INSTALLATION OF TVS; SAT INSTALLATION; and TVS REMOVAL.



GTA 23-01-003: MICRO CONTROLLER DEVICE (MCD)

MEDIA: Pocket Card

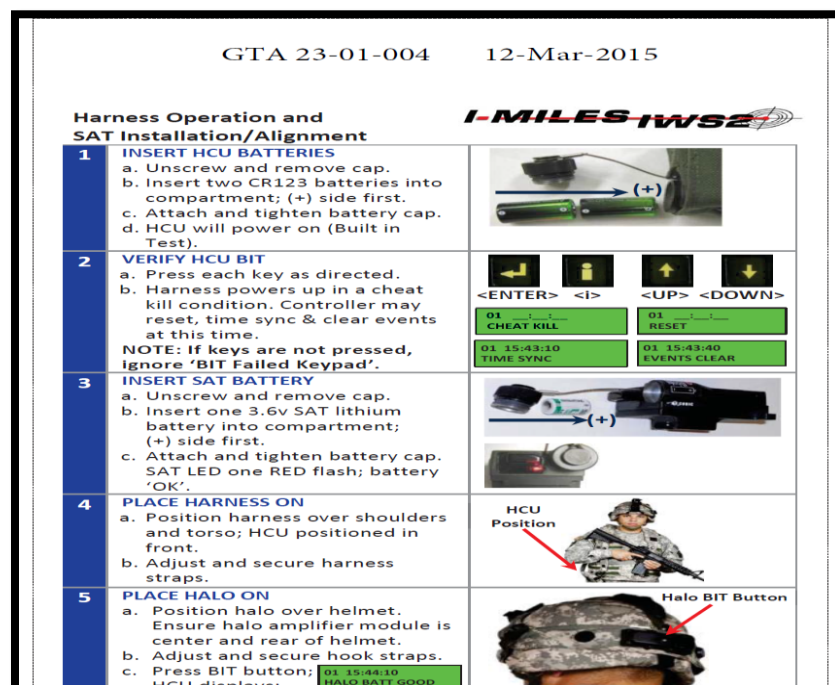
SYNOPSIS: This GTA is a 4.25 x 5.5 card of white synthetic paper. The GTA provides information on Micro Controller Device (MCD). Information provided: Components; Operations; and Operator Maintenance.



GTA 23-01-004: I-MILES INDIVIDUAL WEAPONS SYSTEM 2 (IWS2) POCKET GUIDE

MEDIA: Card


SYNOPSIS: This GTA is a 4.13 x 6.32 card of white synthetic paper. The GTA provides information on IWS2 Harness Operation and SAT Installation/Alignment. Information covers: Insert HCU Batteries; Verify HCU BIT; Insert SAT Battery; Place Harness On; Place HALO On; Identify Correct SAT for Weapon; Install Code 27 SAT; Install Code 24 SAT; and SAT-Harness Association.



GTA 23-01-005: UNIVERSAL CONTROLLER DEVICE

MEDIA: Fold-out card

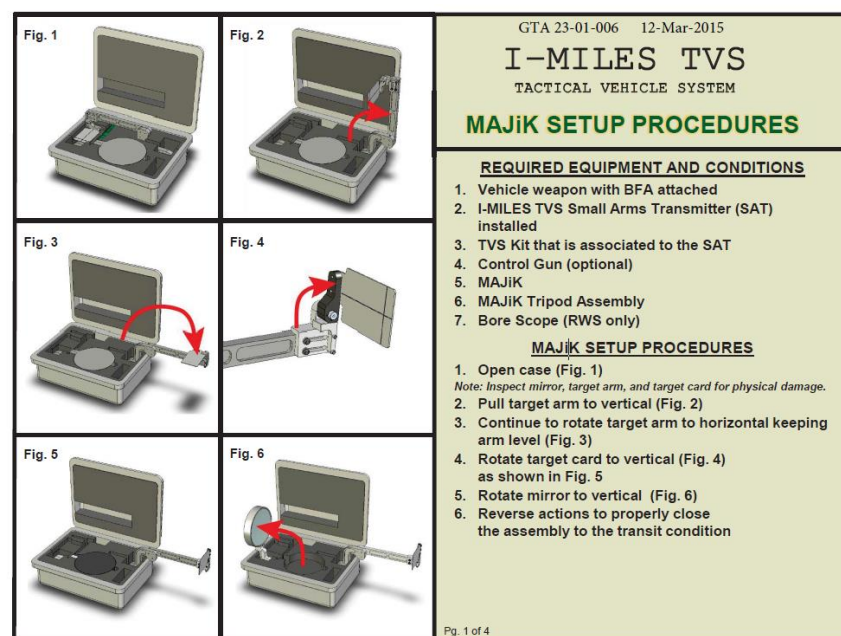
SYNOPSIS: This GTA is an 8-page fold 13.5 x 6.75 folded to 3.375 x 6.75 on white synthetic paper. The GTA provides information on Universal Controller Device: Administrative; UCD Battery Installation; Functions; MILES Transmit Settings; Settings; and MILES 2000 equipment settings.



GTA 23-01-006: I-MILES TACTICAL VEHICLE SYSTEMS (TVS) MAJIK QUICK CARD

MEDIA: Card

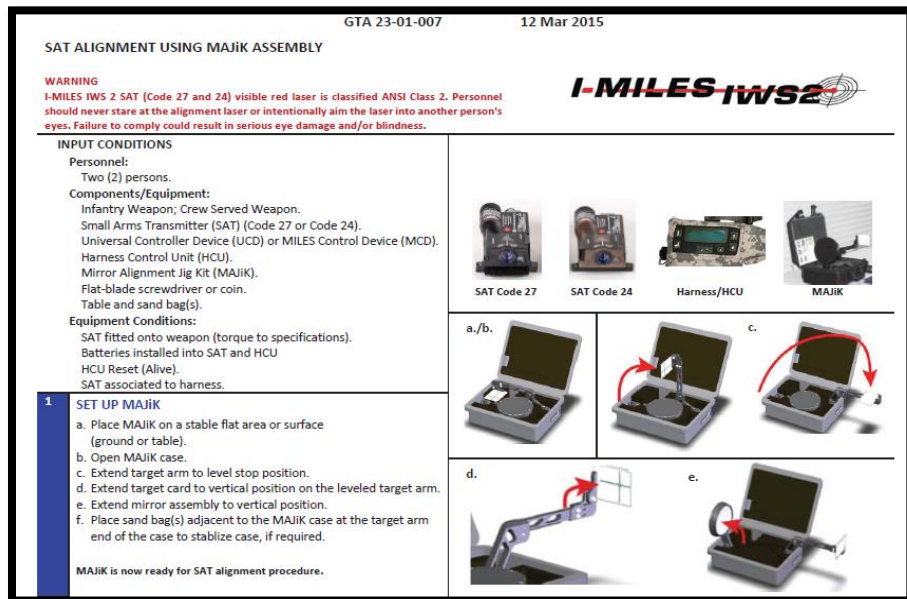
SYNOPSIS: This GTA is 4-pages 9X6.75 on white synthetic paper. The GTA provides information on: Mirror Alignment Jig Kit (MAJiK) Setup Procedures; and Tripod Setup Procedures.



GTA 23-01-007: INDIVIDUAL WEAPONS SYSTEM 2 (IWS2) MAJIK

MEDIA: Pocket Card

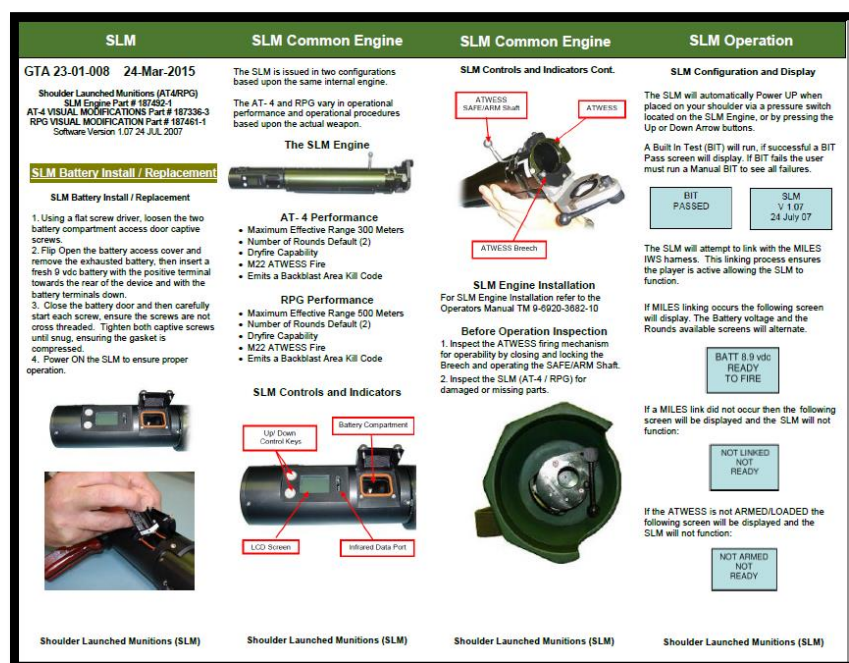
SYNOPSIS: This GTA is a 2-page card 9.25 x 6.25 on white synthetic paper. The GTA provides information on IWS2 SAT Alignment Using MAJiK Assembly. Information includes: Input Conditions; Set Up MAJiK; and Align SAT Using MAJiK.



GTA 23-01-008: SHOULDER LAUNCHED MUNITIONS (AT4/RPG)

MEDIA: Fold-out card

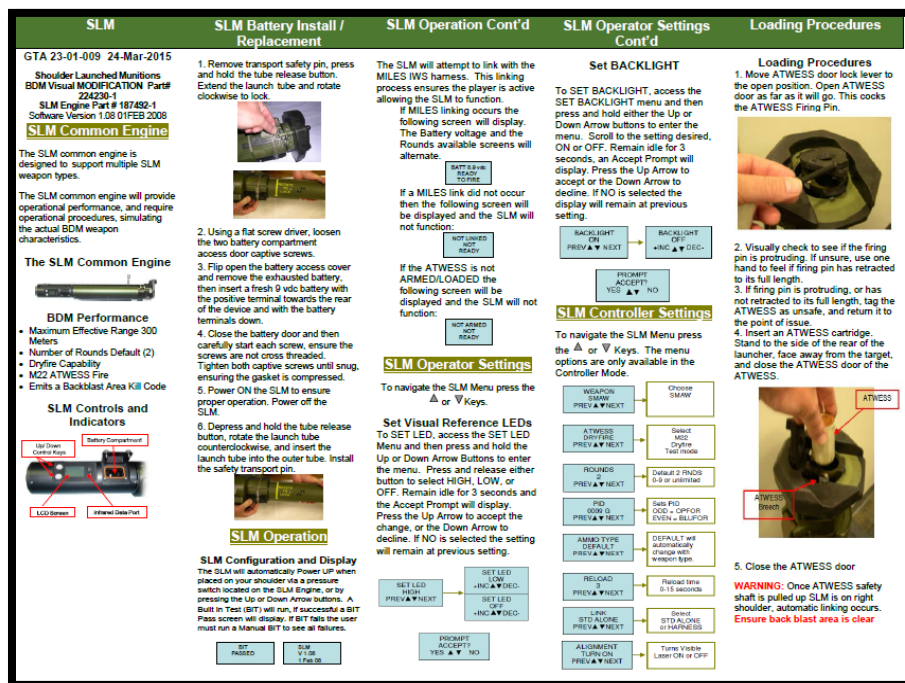
SYNOPSIS: This GTA is an 8-page fold, 11 x 8.5 folded to 2.75 x 8.5 on white synthetic paper. The GTA provides information on Shoulder Launched Munitions, AT4/RPG. Information includes: SLM Battery Install/Replacement; Common Engine; Operation; Operator Settings; Sight Picture; and BIT FAILURE Screens.



GTA 23-01-009: SHOULDER LAUNCHED MUNITIONS BDM

MEDIA: Fold-out card


SYNOPSIS: This GTA is a 10-page fold, 11 x 8.5 folded to 2.3 x 8.5 on white synthetic paper. The GTA provides information on Shoulder Launched Munitions, Bunker Defeat Munition (BDM) Visual MODIFICATION. Information includes: Common Engine; SLM Battery Install/Replacement; Operation; Operator Settings; Loading Procedures; Firing Procedures; Misfire Procedures; and Troubleshooting Procedures.



GTA 23-01-010: CVTESS Abrams Main Battle Tank

MEDIA: Pocket Guide


SYNOPSIS: This GTA provides information on I-MILES Combat Vehicle Tactical Engagement Simulation Systems (CVTESS), Abrams Main Battle Tank.



GTA 23-01-011: CVTESS BRADLEY FIGHTING VEHICLES

MEDIA: Pocket Guide

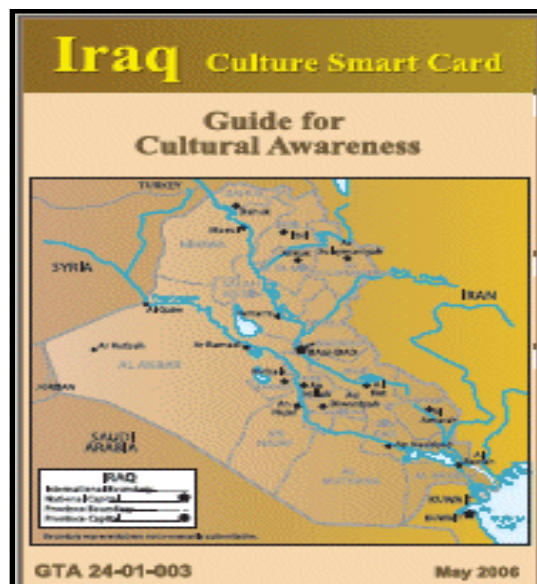
SYNOPSIS: This GTA provides information on I-MILES Combat Vehicle Tactical Engagement Simulation Systems (CVTESS), Bradley Fighting Vehicles



GTA 24-01-003: THE IRAQ CULTURE SMART CARD

MEDIA: Pocket Card


SYNOPSIS: The Iraq Culture Smart Card is a Guide for Communication and Cultural Awareness. The 16-panel, folded card includes information on religion, religious holidays, clothes and gestures, ethnic groups, cultural groups, customs, and history, social structure, and understanding Arabic names. Also included are "Do This" and "Don't Do This", commands, numbers, questions, and helpful words and phrases. The 15" x 11" card folds to 3 ¾" x 5 ½" and is printed on waterproof, tear resistant synthetic paper.



GTA 24-01-007: AFGHANISTAN CULTURE CARD

MEDIA: Pocket Card

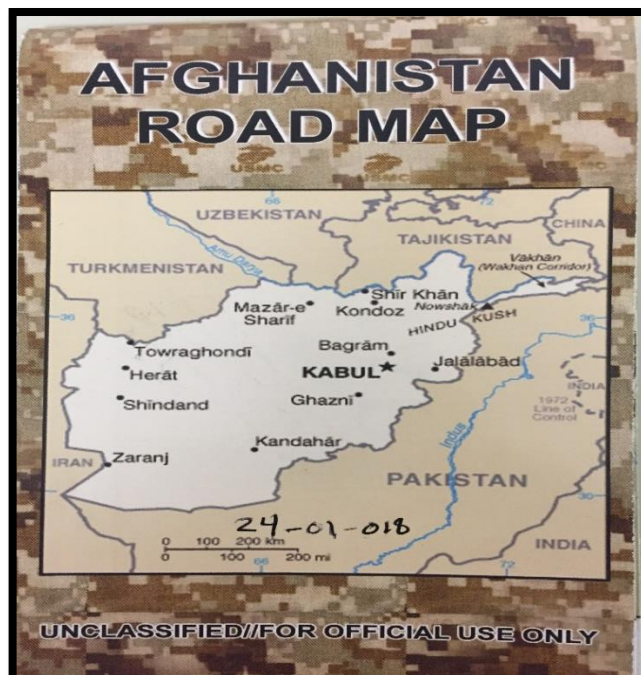
SYNOPSIS: The Afghanistan Culture Card is a Guide for Communication and Cultural Awareness.



GTA 24-01-008: AFGHANISTAN ROAD MAP

MEDIA: Fold-out


SYNOPSIS: This fold-out map is a roadmap of Afghanistan.



GTA 24-01-009: AFGHAN INSURGENT TACTICS, TECHNIQUES, and PROCEDURES FIELD GUIDE VOL 2

MEDIA: Handbook

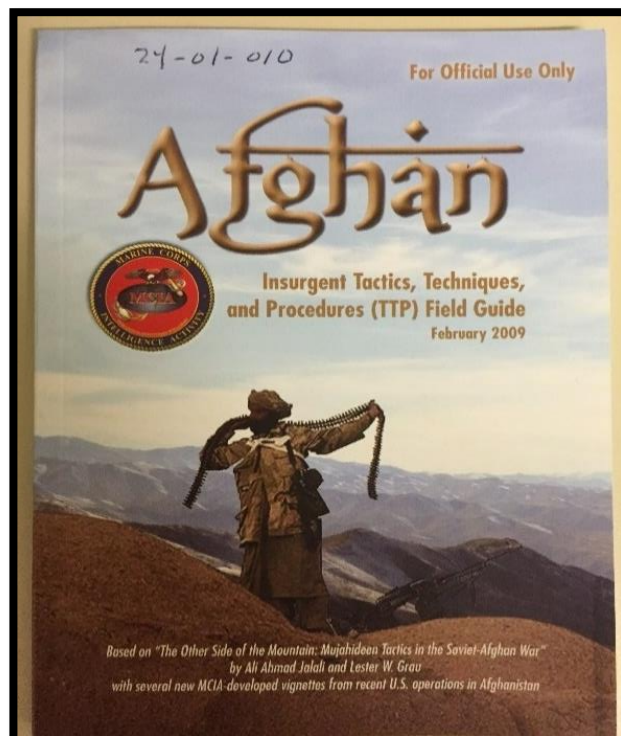
SYNOPSIS: The purpose of this handbook is to describe and analyze small unit tactics employed by insurgents in southern Afghanistan from 2005-2008.



GTA 24-01-010: AFGHAN INSURGENT TACTICS, TECHNIQUES, and PROCEDURES FIELD GUIDE

MEDIA: Handbook

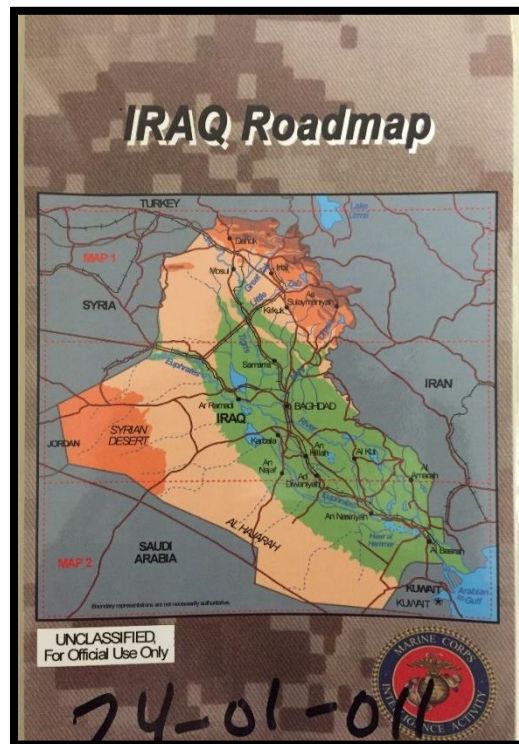
SYNOPSIS: The purpose of this book is to describe and analyze small unit tactics employed by insurgents in southern Afghanistan.



GTA 24-01-011: IRAQ ROADMAP

MEDIA: Pocket Card

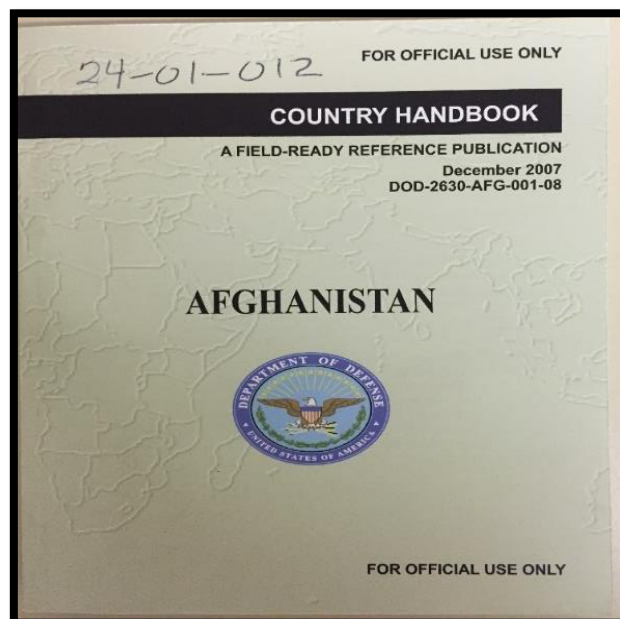
SYNOPSIS: This fold out pocket card is a roadmap of Iraq.



GTA 24-01-012: AFGHANISTAN

MEDIA: Handbook


SYNOPSIS: This handbook provides basic reference information on Afghanistan, including its geography history, government, military forces, and communications and transportation networks.



GTA 24-01-013: COUNTERINSURGENCY ON THE GROUND IN AFGHANISTAN

MEDIA: Handbook


SYNOPSIS: This handbook describes what small military units, teams, platoons, companies, and highly dispersed battalions have to roll back the insurgency in the remote areas of Afghanistan.



GTA 24-01-014: AFGHAN SAFIRE LESSONS LEARNED

MEDIA: Booklet

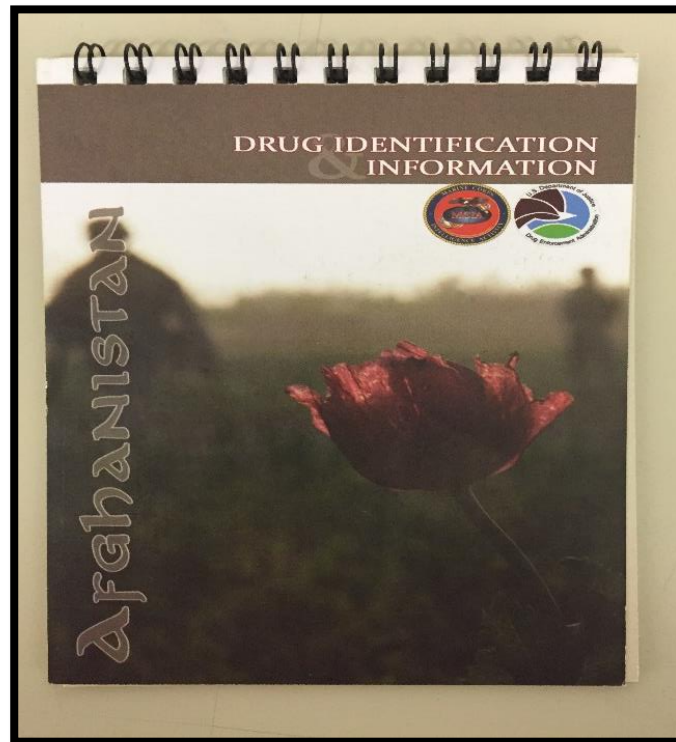
SYNOPSIS: The purpose of this booklet is to provide a simple, unclassified description of the representative tactics insurgents use to target CF aircraft in Afghanistan.



GTA 24-01-015: AFGHANISTAN DRUG IDENTIFICATION & INFORMATION

MEDIA: Booklet


SYNOPSIS: The purpose of this booklet is to provide drug identification and information found in Afghanistan.



GTA 24-01-016: MICRO MISSION GUIDE

MEDIA: Booklet


SYNOPSIS: This booklet was developed to enhance cross-cultural communication skills in Iraq. Although Iraq and Afghan cultures are very different, communication skills developed in Iraq can be used in Afghanistan.



GTA 24-01-017: AFGHAN NATIONAL SECURITY FORCES

MEDIA: Booklet

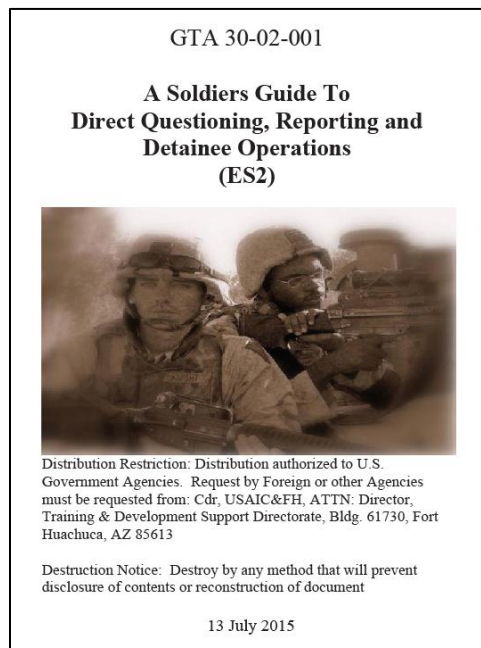
SYNOPSIS: This booklet is used to familiarize users to recognize uniforms, rank insignias, and equipment that the Afghan Army and Police use. It also includes the organizational structure for the Ministries of Interior and Defense.



GTA 30-02-001: A SOLDIER'S GUIDE TO DIRECT QUESTIONING, REPORTING AND DETAINEE OPERATIONS (ES2)

MEDIA: Smart Card

SYNOPSIS: GTA, 8 page accordion Smart Card. It explains the Guide to Direct Questioning, Reporting and Detainee Operations (ES2). Included are: ENEMY PRISONER OF WAR (EPW)/ DETAINEE (JUMPS) SCREENING, DD Form 2745, Capture Tag questions, ES2/Situational Awareness and Salute Report.



GTA 30-03-001: "BIOMETRIC AUTOMATED TOOLSET (BAT) SMART CARD

MEDIA: Pocket Card

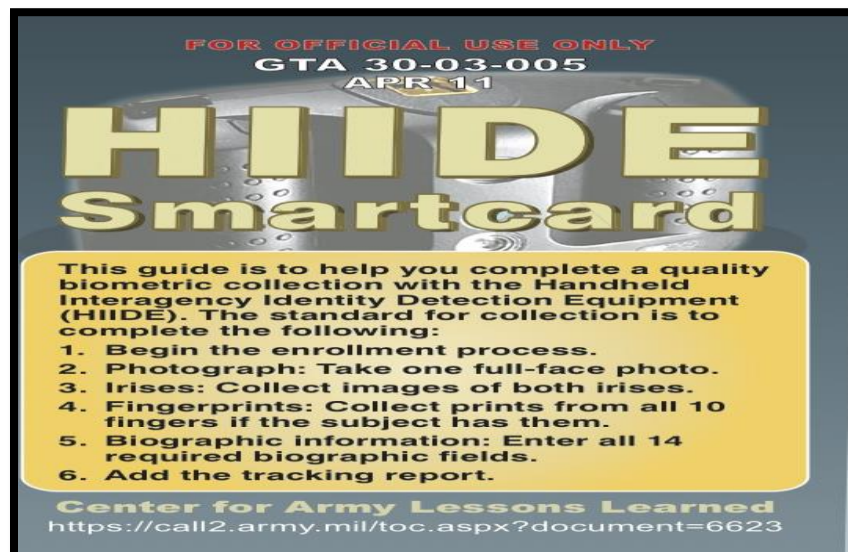
SYNOPSIS: The Biometric Automated Toolset (BAT) is a 20-panel folded card. It incorporates information on the BAT Smart Card, What is Bat, How is Bat Used, Bat Systems Components, Why Bat, Bat Supports, What are Biometrics, Types of Biometrics and How does Biometrics support your Mission. The 3.75" X 5.5" card is printed on waterproof, tear resistant synthetic paper.



GTA 30-03-005 - HANDHELD INTERAGENCY IDENTITY DETECTION EQUIPMENT (HIIDE) SMARTCARD

MEDIA: Card

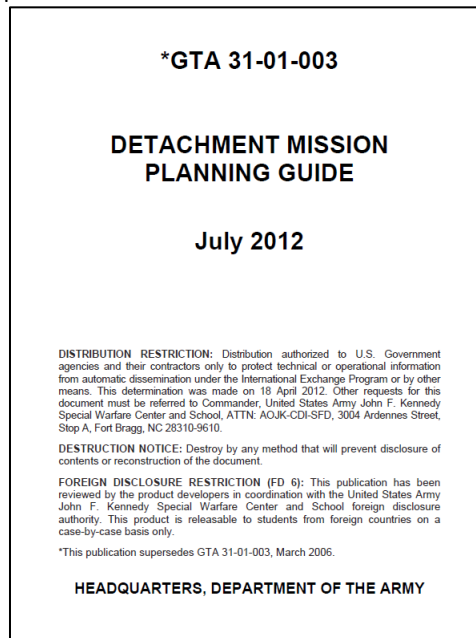
SYNOPSIS: The card is 11.25 x 11 folded to 3.75 x 5.5 printed on waterproof, tear resistant synthetic paper. The six (6) panel card includes Begin the enrollment process, Take the face photo, Collect the iris images, Collect the fingerprints, Enter the biographic data, and Add the tracking report.



GTA 31-01-003: DETACHMENT MISSION PLANNING GUIDE

MEDIA: 142 Page Booklet

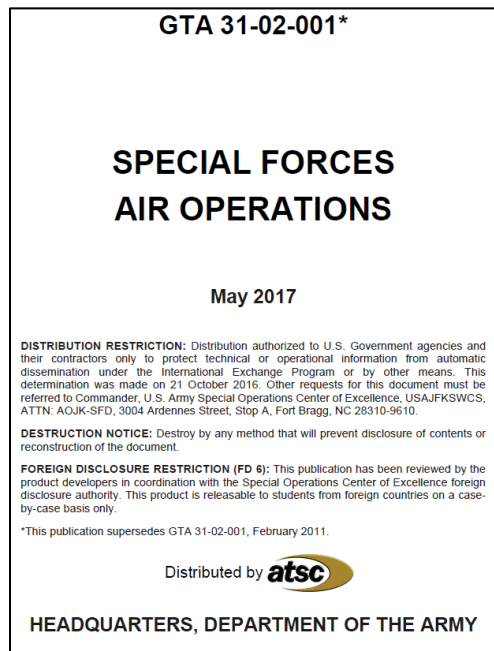
SYNOPSIS: This product is printed black and white as a 142-page booklet on white synthetic paper for use in the field. The finished product is 5" X 6.5". This publication outlines the planning process as it relates to a Special Forces operational detachment A (SFODA) conducting deliberate planning for special operations.



GTA 31-02-001: SPECIAL FORCES AIR OPERATIONS

MEDIA: Booklet

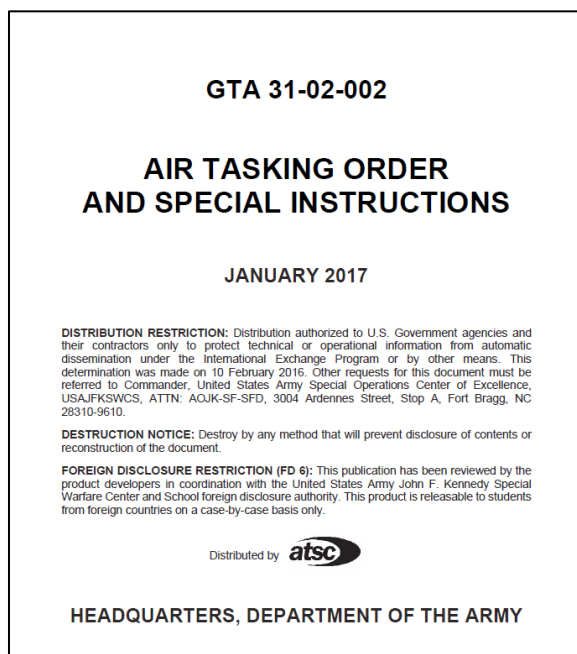
SYNOPSIS: This black and white 5 X 6.5 booklet contains 60 pages for Army wide field training of Special Forces air operations. The following areas are addressed in the booklet: Drop Zone (DZ) Safety Officer/DZ Support Team Leader, Drop Zone Support Team Leader Checklist, Establishment and Operation of a DZ, Short Takeoff and Landing/Medium Aircraft Landing Zone Operations, Helicopter Landing Zone Selection Criteria, Medical Evacuation Request, Fast-Rope Troop Briefing and Operational Checklist, Castmaster Troop Briefing, Close Air Support Briefing, Laser Target Designation Procedures, Acronyms, and Recommended Sources.



GTA 31-02-002: AIR TASKING ORDER AND SPECIAL INSTRUCTIONS

MEDIA: 16-page saddle-stitched booklet


SYNOPSIS: This booklet is printed black and white as a 16-page saddle-stitched booklet on white synthetic paper for use in the field. The finished product is 4 1/4" x 6 1/4"). The air tasking order is a single-source document for all aircraft scheduled to fly in the area of responsibility.



GTA 31-70-001: SPECIAL FORCES SURVIVAL, EVASION, RESISTANCE, AND ESCAPE COMMUNICATIONS TECHNIQUES

MEDIA: 3.5" x 5" pocket card, is printed B/W on synthetic paper.


SYNOPSIS: The front side provides the Code of Conduct. The inside of the card depicts the PW Tap Code and the PW Hand Language as a discreet means of communication.



GTA 33-01-001: MILITARY INFORMATION SUPPORT OPERATION IN THE DECISION MAKING PROCESS

MEDIA: Pocket Card

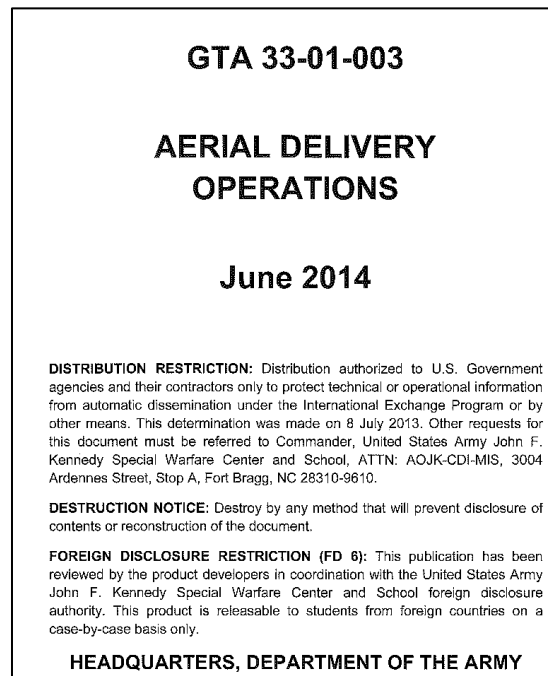
SYNOPSIS: This 22.50" x 17.25" pocket card, is printed B/W on synthetic paper. It provides the steps for Military Decision making Process. Step 1: Receipt of Mission; Step 2: Mission Analysis; Step 3: Course of Action Development; Step 4: Course of Action Analysis (Wargaming); Step 5: Course of Action Comparison; Step 6: Course of Action Approval; Step 7: Orders Production. Also covered are: Joint Operations Planning Process (JOPP), Order Type Acronym, Secretary of Defense Approval, and Acronyms and Abbreviations.



GTA 33-01-003: AERIAL DELIVERY OPERATIONS

MEDIA: Book

SYNOPSIS: This 5 X 6.625 book, is printed B/W on synthetic paper. It provides information on Aerial Message Delivery; Mechanics of the Leaflet Drop, Aerial Delivery; and Aerial Loudspeaker Delivery.



GTA 41-01-001: CIVIL AFFAIRS GENERAL CONCEPTS

MEDIA: Booklet

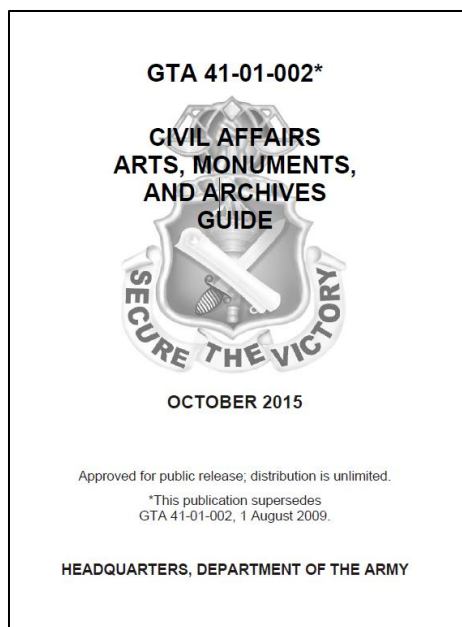
SYNOPSIS: This GTA covers: Civil Affairs Mission and Function; Concept of Employment; Core Tasks; Populace and Resources Control; Foreign Humanitarian Assistance; Nation Assistance; Support to Civil Administration; Civil Information Management; Civil Affairs Common Organizational Elements; Functional Specialists; and Civil Affairs References.



GTA 41-01-002: CIVIL AFFAIRS ARTS, MONUMENTS, AND ARCHIVES GUIDE

MEDIA: Booklet

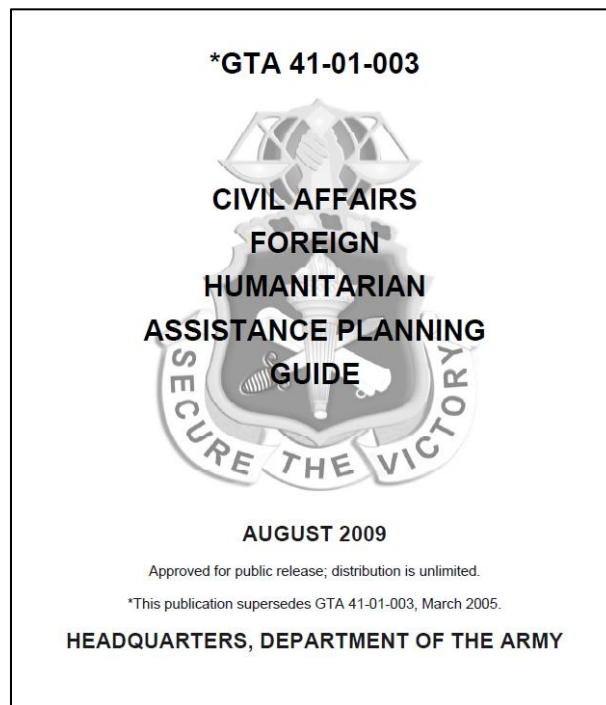
SYNOPSIS: This GTA assists Civil Affairs units, Soldiers, and Officers who conduct Civil Affairs operations throughout the range of military operations. Any person concerned with, or placed in, a situation in which he is responsible for the protection, preservation, restoration, rehabilitation, or restitution of damaged or endangered cultural property may also find this aid useful. This GTA should be used along with FM 3-57 Civil Affairs Operations.



GTA 41-01-003: CIVIL AFFAIRS FOREIGN HUMANITARIAN ASSISTANCE PLANNING GUIDE

MEDIA: Booklet


SYNOPSIS: This guide is intended to assist Civil Affairs (CA) Soldiers and civil-military operations (CMO) staffs as they plan and conduct foreign humanitarian assistance (FHA) in support of the military commander, and interagency and multinational forces throughout the scope of operations.



GTA 41-01-004: CIVIL AFFAIRS REFERENCE GUIDE

MEDIA: Booklet

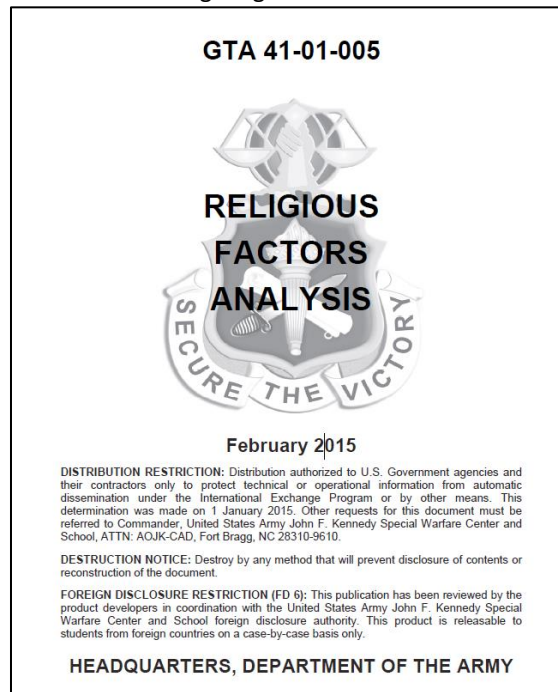
SYNOPSIS: This guide is published to assist commanders, their staffs, and Civil Affairs units and Soldiers. These references will aid in identifying authorities, as well as in planning for and conducting Civil Affairs operations. This publication supersedes GTA 41-01-004, September 2007.



GTA 41-01-005: RELIGIOUS FACTORS ANALYSIS

MEDIA: Booklet

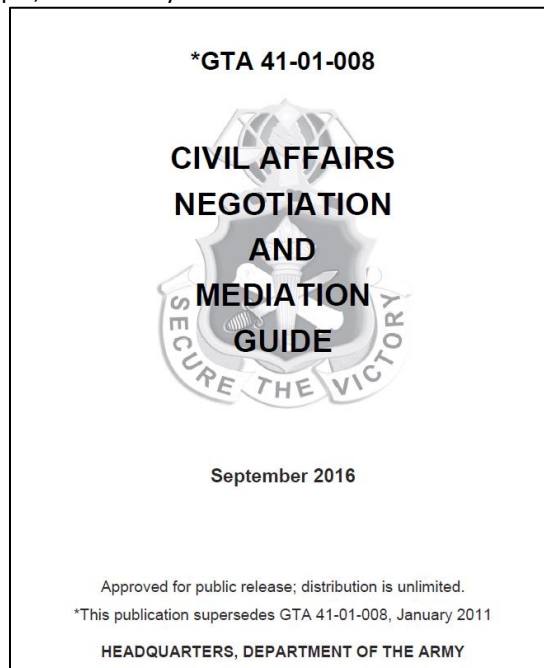
SYNOPSIS: This document represents a collaborative effort by the Commandants of the Civil Affairs (CA), Psychological Operations (PSYOP), and Special Forces (SF) branches at the United States Army John F. Kennedy Special Warfare Center and School to equip CA, PSYOP, and SF Soldiers with a tool for better understanding religious considerations in mission planning and execution.



GTA 41-01-008: CIVIL AFFAIRS NEGOTIATIONS AND MEDIATION GUIDE

MEDIA: 78-page book printed on 5 x 6.5 synthetic paper

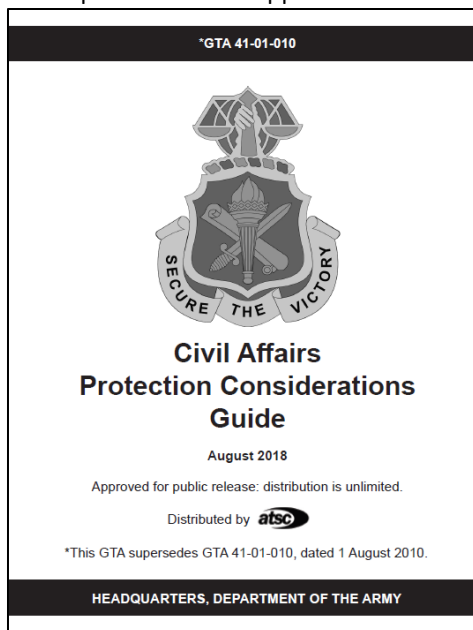
SYNOPSIS: This book covers The Changing Nature of the Threat, The Skill of Negotiation, Cross-Cultural Negotiations, Mediation, and Adaptive Thinking and Leadership Concepts, with Acronyms and Recommended Sources.



GTA 41-01-010: CIVIL AFFAIRS PROTECTION CONSIDERATIONS GUIDE

MEDIA: Booklet


SYNOPSIS: This graphic training aid (GTA) establishes the framework and context for CA Soldiers to apply protection measures throughout the conduct of Civil Affairs operations (CAO). It will identify measures to assist in planning and execution of missions as well as attempt to enhance the CA Soldiers perception of how to directly influence the mitigation of threats by the application of CAO. CAO that are performed effectively by properly trained CA Soldiers will have a direct influence within the operational environment by establishing trust and rapport with the populace. A CA Soldier cannot accept a posture of complacency even when the outcome of CAO and civil-military operations is positive to the supported commander's goals and strategic objectives.



GTA 41-20-001: CIVIL AFFAIRS FOREIGN HUMANITARIAN ASSISTANCE GENERAL CONCEPTS

MEDIA: Pocket Card


SYNOPSIS: This GTA explains the general concepts of foreign humanitarian assistance. FHA is the umbrella term used by DOD to incorporate all associated humanitarian-type activities.



GTA 41-50-001: CIVIL INFORMATION MANAGEMENT

MEDIA: Pocket Card

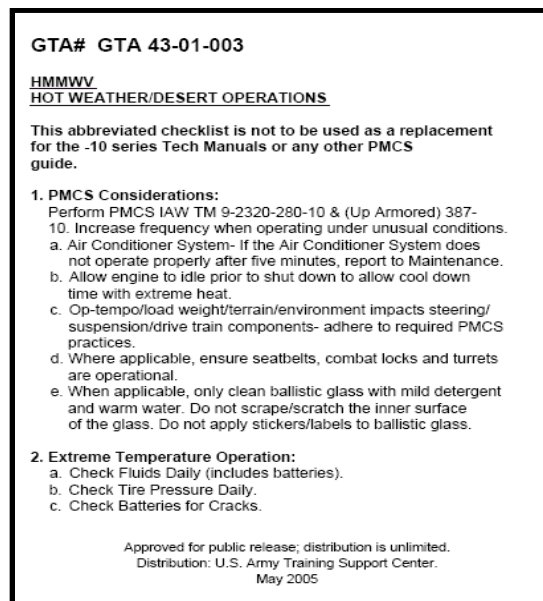
SYNOPSIS: This GTA covers: Civil Information Management; Concept of the CIM process, informed decision making, CIMDPS data repository, civil information flow, discussion of the six step cyclical process of CIM.



GTA 43-01-003: HMMWV HOT WEATHER/DESERT OPERATIONS

MEDIA: Pocket Card

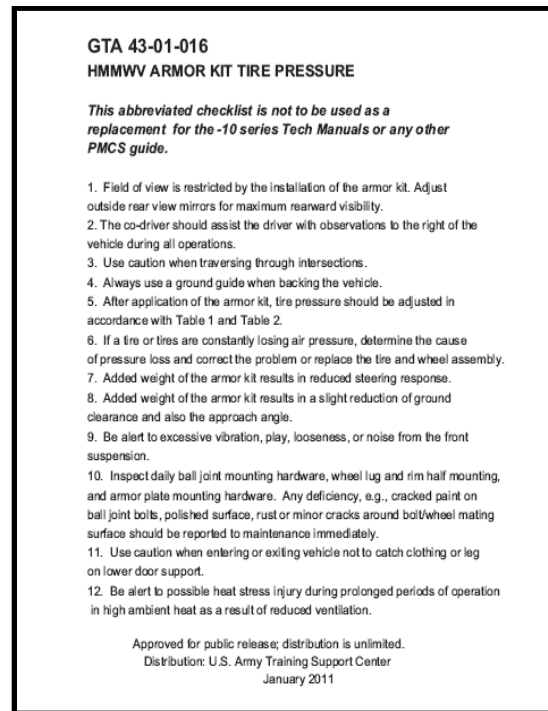
SYNOPSIS: Card is a 4-page folded pocket card, "4.25" X "5.50" on white synthetic paper. This GTA provides maintenance information in hot weather and desert operations for the HMMWV.



GTA 43-01-016: HMMWV ARMOR KIT TIRE PRESSURE

MEDIA: Pocket Card

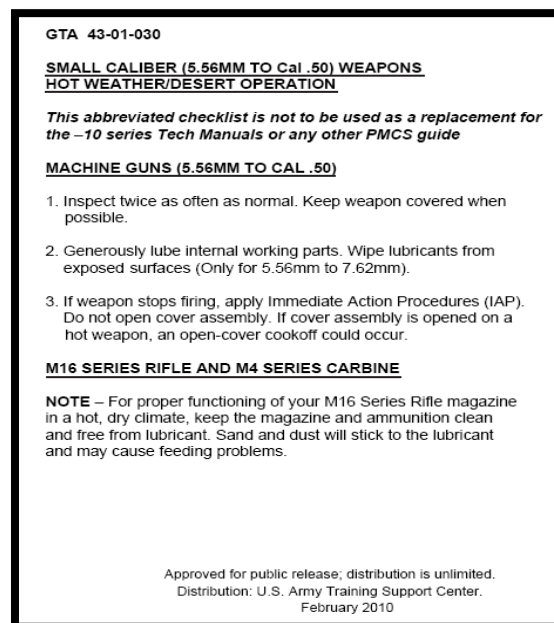
SYNOPSIS: This GTA provides maintenance information in hot weather and desert operations for HMMWV Armor Kit Tire Pressure. Card is 8.5 X 5.5 folded to 4.25 X 5.5 on white synthetic paper.



GTA 43-01-030: SMALL CALIBER (5.56MM TO CAL .50) WEAPONS HOT WEATHER/DESERT OPERATIONS

MEDIA: Pocket Card

SYNOPSIS: Card is folded 4.25 x 5.5 white synthetic paper. The GTA provides maintenance information in hot weather and desert operations for Small Caliber ((5.56MM to Cal .50) Weapons Hot Weather/Desert Operation.



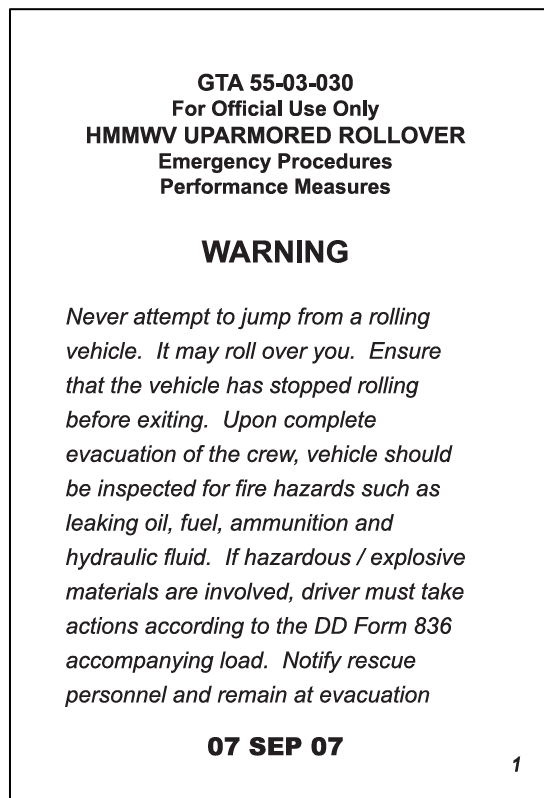
GTA 55-03-020: KNOW YOUR EUROPEAN INTERNATIONAL ROAD SIGNS

MEDIA: Booklet

SYNOPSIS: To be used primarily to assist MOS 64C personnel in learning the international road signs but will also be beneficial to all US military personnel, civilian employees and dependents who operate motor vehicles in an overseas area.



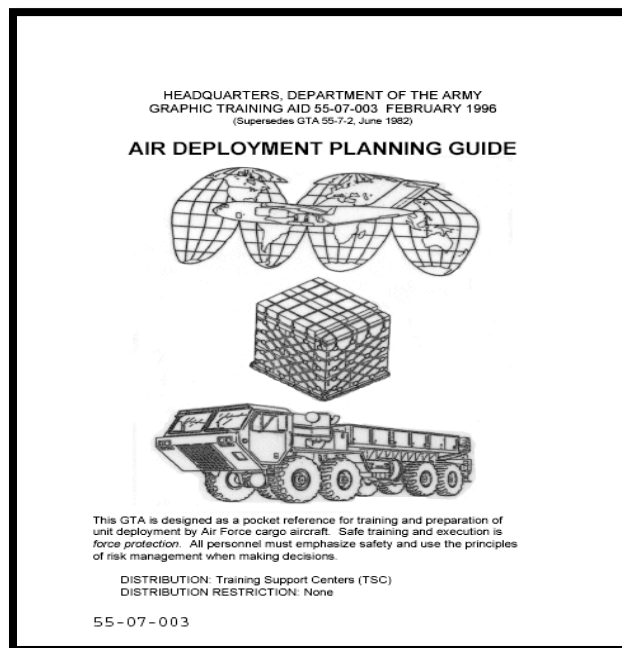
GTA 55-03-030: HMMWV UPARMORED ROLLOVER EMERGENCY PROCEDURES / PERFORMANCE MEASURES



GTA 55-07-003: AIR DEPLOYMENT PLANNING GUIDE

MEDIA: booklet, 5"x6-1/2"

SYNOPSIS: Booklet. 5" x 6-1/2", laminated, 10 pages printed black and white on both sides. Front and Back covers are yellow. Booklet is held together by 3 silver rings at top. This GTA is designed as a pocket reference for training and preparation of unit deployment by Air Force cargo aircraft. Safe training and execution is force protection. All personnel must emphasize safety and use the principles of risk management when making decisions. Topics include: Deploying Unit Responsibility; Aircraft Characteristics; Standard Troop Weights; 463L Cargo System; 463L Pallet Data-Cargo Aircraft; Determine Center of Balance (C/B) of Vehicles; Departure Airfield Operations; Arrival Airfield Operations; and Telephone Listing. Diagrams are provided for more detailed explanations. The image is a representation and not a true image.



GTA 70-01-001: CONTRACTING BASICS FOR LEADERS SMARTCARD

MEDIA: 3 3/4" X 5 1/2" card printed on waterproof, tear resistant synthetic paper


SYNOPSIS: The Contracting Basics for Leaders Smartcard is a 6-panel folded card. It incorporates information on Basic Definitions, Basic Contracting Process, Counterinsurgency (COIN) Operations & Planning, Questions and Answers, and Contracting Organizations and Types of Contractors.



GTA 80-01-001: Commander and Staff PR Integration

MEDIA: Pocket Card

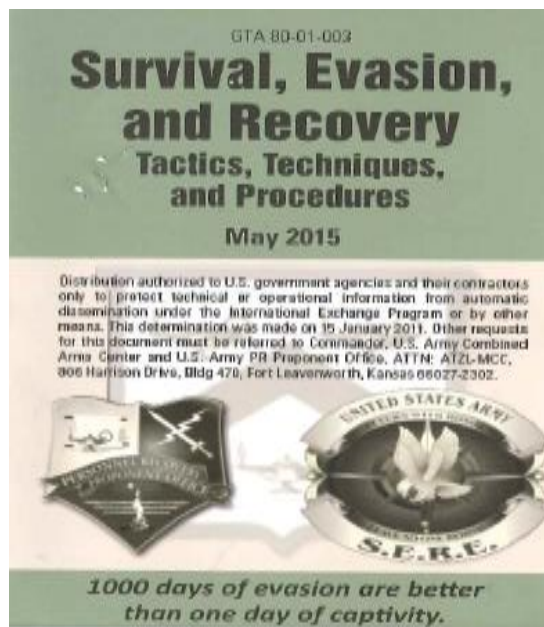
SYNOPSIS: The Commander and Staff PR Integration is to provide Commanders, Staff, and Recovery Force with concise personnel recovery (PR) information that is applicable to the Company through the Division and across the spectrum of operations. The 3 ¾" X 5 ½ "card is printed on waterproof, tear resistant synthetic paper.



GTA 80-01-003 - Survival, Evasion, and Recovery Tactics, Techniques, and Procedures

MEDIA: 19-Panel Folded Card

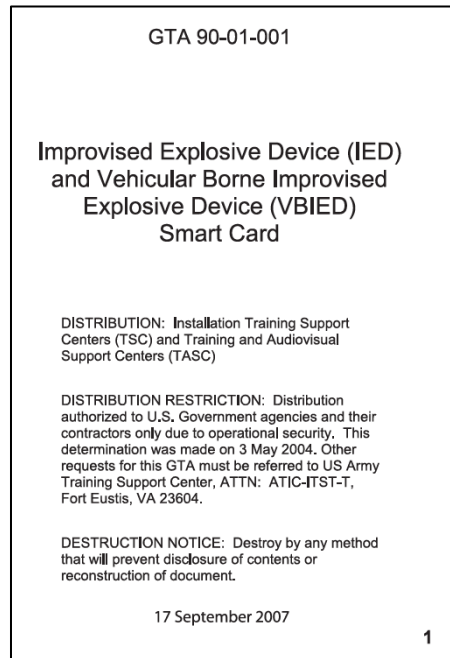
SYNOPSIS: Smart card is a 17 x 11 19-panel folded card, printed on waterproof, tear resistant synthetic paper. Topics include: Planning, When Am I Isolated? What Actions Do I Take?, What Do I Communicate?, Where Do I Go If Isolated?, What Signals Do I Use?, How Do I Link-Up?, and Best Practices.



GTA 90-01-001: IMPROVISED EXPLOSIVE DEVICE (IED) AND VEHICULAR BORNE IMPROVISED EXPLOSIVE DEVICE (VBIED) SMART CARD

MEDIA: 3.75" X 5.5" color, 16-panel smart card on synthetic material


SYNOPSIS: This GTA provides information on the IED and VBIED threat, procedures when IEDs are found, IED/UXO report, roadside IED, emplacement TTPs and examples, remote control devices, types of explosives used, potential IED indicators, vehicle borne IEDs (VBIED), mission planning, and mission preparation.



GTA 90-01-004: LOGISTICS CONVOY OPERATIONS SMART CARD

MEDIA: Pocket Card


SYNOPSIS: The Logistics Convoy Operations Smart Card is a 16-panel, folded card. It incorporates Troop Leading Procedures, Vehicle Checklist, Convoy Warning Order Format, Basic Convoy Organization, Convoy Movement, Essential Elements for a Strip Map, React to Contact-Maintain Movement and Forced to Stop, CASEVAC/Recovery Battle Drill, Break Contact Battle Drill, Occupy a Floating Rally Point, MEDEVAC Request, Request for Fire (FM6-30), and IED/UXO Report. The 3 3/4 inch x 5 1/2 inch card is printed on waterproof, tear resistant synthetic paper.



GTA 90-01-005: Checkpoint Operations

MEDIA: Pocket Card


SYNOPSIS: The Checkpoint Operations Smart Card produced by the Center for Army Lessons Learned (CALL) is a 16-panel folded card. Its panels include: ROE Card Example, Snap TCP Example, Recommended Snap TCP Equipment List, Example Checkpoint with U.S. Escalation of Force Procedures, EOF Process, Information Operations Guidance Example, Incident Occurs Resulting in Discharge of Weapon, and Response to Detainee Abuse or Law of War Violations.



GTA 90-01-007: ASYMMETRIC WARFARE GROUP (AWG): SNIPER AWARENESS AND COUNTER-SNIPER TIPS (V2009)

EDIA: Pocket Card

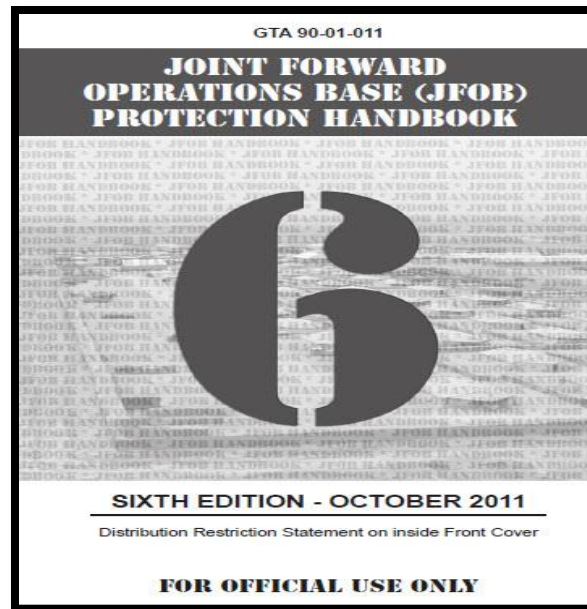
SYNOPSIS: This is a 14 page pocket card 15 X 11 folded to 3.75 x 5.5 on white synthetic paper. The GTA provides Pro-active Tips, Reactive Tips, Enemy TTP, Friendly TTP, Locating Sniper Positions, Principles, Sniper Levels I, II, and III, Reporting, other tips and review.



GTA 90-01-011: JOINT FORWARD OPERATIONS BASE (JFOB) PROTECTION HANDBOOK

MEDIA: Booklet

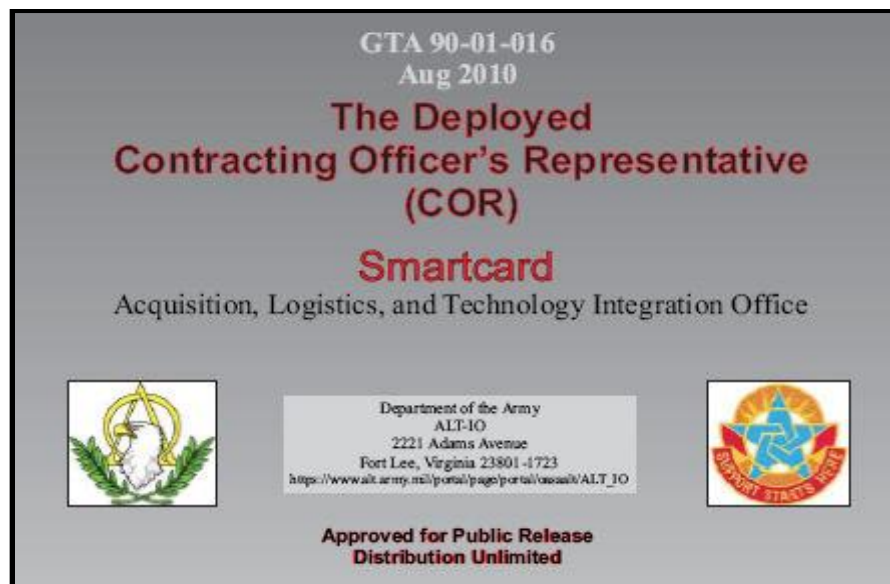
SYNOPSIS: This booklet is printed on 5.5" X 8.5" synthetic paper. This publication identifies tactics, techniques and procedures (TTP) for FOB protection, construction, structural retrofits, threat analysis, and risk management. Findings are supported by applicable doctrine and validated blast mitigation techniques. JFOB6 does not supersede any command authority and protective recommendations must always be mission consistent. The JFOB Handbook was originally prepared for the Office of the Secretary of Defense (OSD).



GTA 90-01-016: THE DEPLOYED CONTRACTING OFFICER'S REPRESENTATIVE (COR) SMARTCARD (2010)

MEDIA: Smart Card

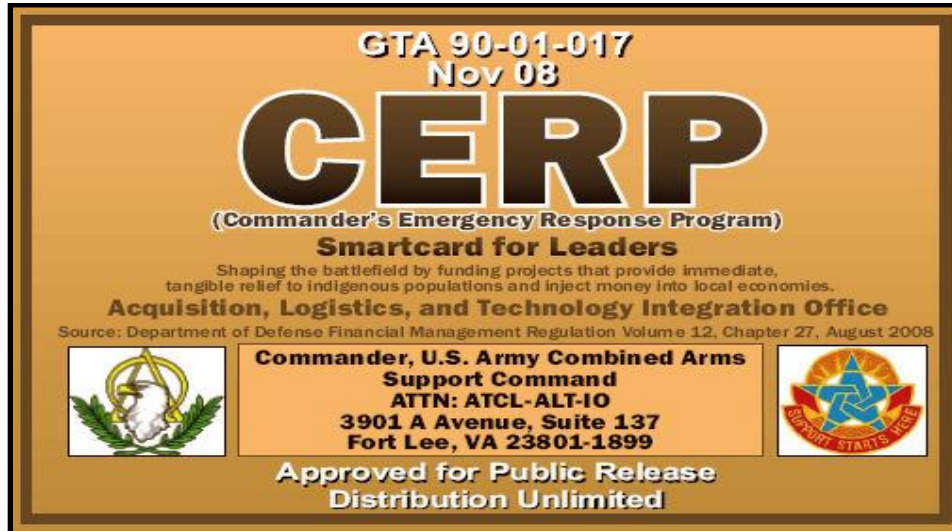
SYNOPSIS: This 5.5" X 3.75" color, 7-panel smart card on synthetic material provides information for Deployed Contracting Officer's Representatives (COR). Information including: Contract format, Basic contracting process, Know Your Basic Acquisition Team, what to include in COR files, forms that CORs should know, Typical funding instructions, Tips, Watch out!, Reminders, Training, references, and online resources,



GTA 90-01-017: CERP (COMMANDER'S EMERGENCY RESPONSE PROGRAM) SMARTCARD FOR LEADERS

MEDIA: Smart Card

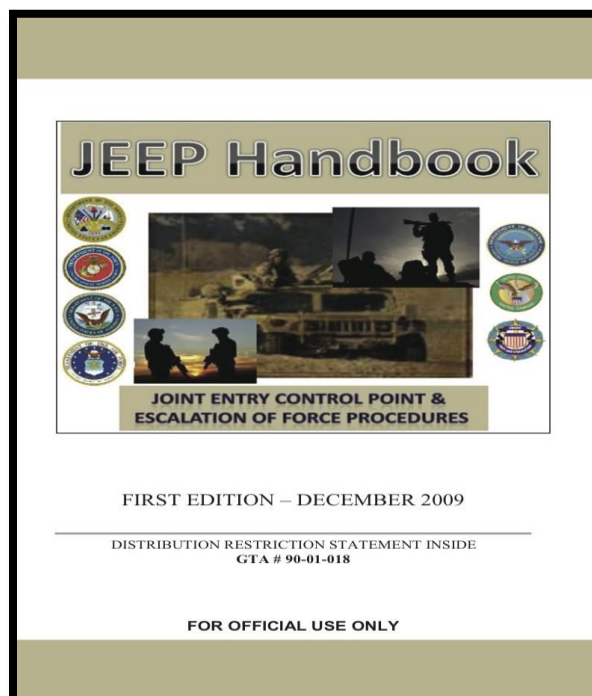
SYNOPSIS: This 5.5" X 3.75" color, 7-panel smart card on synthetic material provides information for Commander's Emergency Response Program (CERP) Leaders. Includes information on: CERP Acquisition Team, Process, How CERP supports the counterinsurgency effort, Authorized and unauthorized uses for CERP funds, and Unit CERP coordination meetings.



GTA 90-01-018 - JOINT ENTRY CONTROL POINT & ESCALATION OF FORCE PROCEDURES (JEEP) HANDBOOK

MEDIA: Handbook

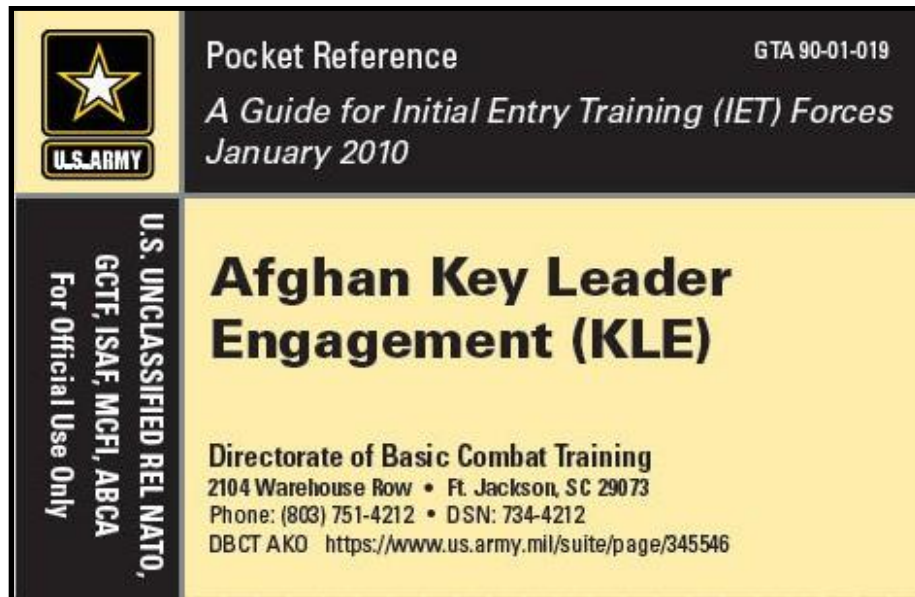
SYNOPSIS: This handbook provides a concept of operations and tactics, techniques, and procedures (TTPs) for entry control points (ECPs) and escalation of force (EOF) decisions in a counterinsurgency (COIN) environment.



GTA 90-01-019: AFGHAN KEY LEADER ENGAGEMENT (KLE)

MEDIA: Smart Card

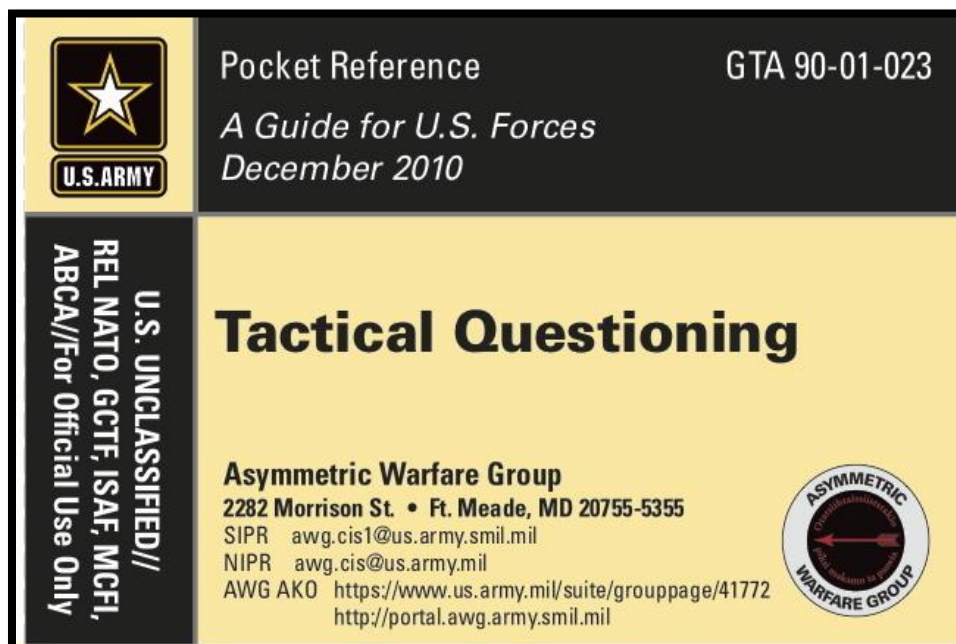
SYNOPSIS: This 8" X 11" folded to 5.5" X 3.75" color, 7-panel smart card on synthetic material provides information for Afghan Key Leader Engagement (KLE). Includes information on: The KLE Cycle, What is KLE, Command Guidance, Intelligence Preparation of the Environment, Identify Desired Effects, Prepare, Execute, Debrief/Report, Reengage, Post-KLE Report Format, and Afghan Society.



GTA 90-01-023 - ASYMMETRIC WARFARE GROUP: TACTICAL QUESTIONING

MEDIA: 11 X 8.5 Card

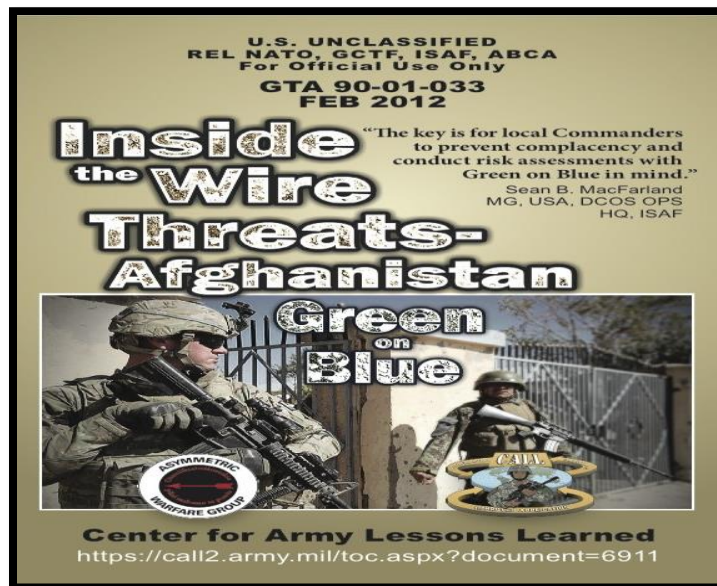
SYNOPSIS: Tactical Questioning is a 16-panel smart card. It includes: Tactical Questioning (TQ), Task Organization, The Five Ss, Use of Interpreters, Example TQ Layouts, Leads, Initial Screening (JUMPS) Types of Questions, TSE Tie-In, Indications of Lying, Recording Procedures, Other Tips, Reporting Procedures, and Follow Through. The 11 X 8.5 card is printed on waterproof, tear resistant synthetic paper and folded to 2.75 X 4.25.



[GTA 90-01-033 - Inside the Wire Threats Afghanistan Green on Blue](#)

MEDIA: 4-page Card

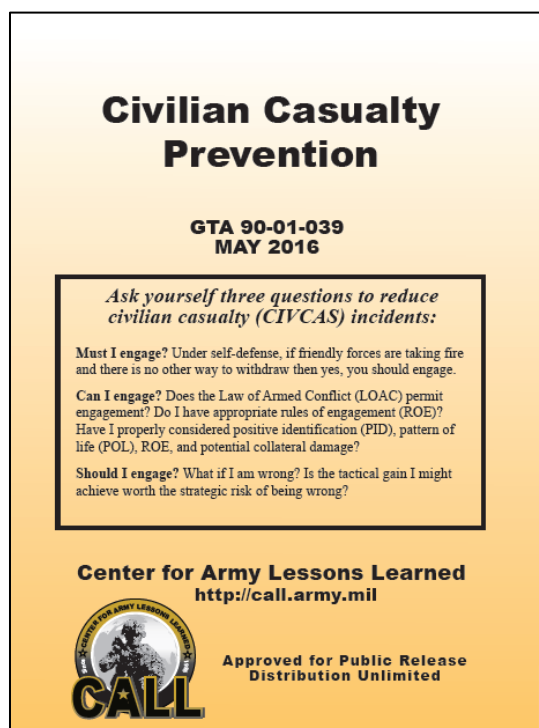
SYNOPSIS: This 7.5 X 5.5 folded to 3.75 X 5.5 color, 4-page smart card on synthetic material provides information on Inside the Wire Threats Afghanistan Green on Blue. Includes information on: Before Prevention is the Key; Friendly Forces Prevention Tools (Blue); Coalition Partner Observable Indicators (Green list is not all-inclusive, but provides a way); During; and After.



[GTA 90-01-039: Civilian Casualty Prevention](#)

MEDIA: Folded Smart Card

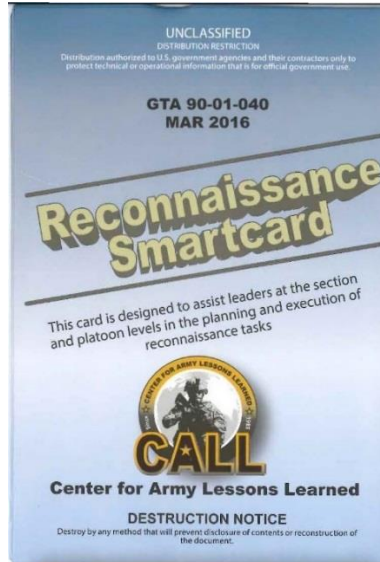
SYNOPSIS: This 7.5 X 5.5 folded to 3.75 X 5.5 color smart card provides lessons, best practices, and consequence management steps to mitigate civilian loss of life and property (collateral damage) during the conduct of military operations.



GTA 90-01-040 - Reconnaissance Smartcard

MEDIA:

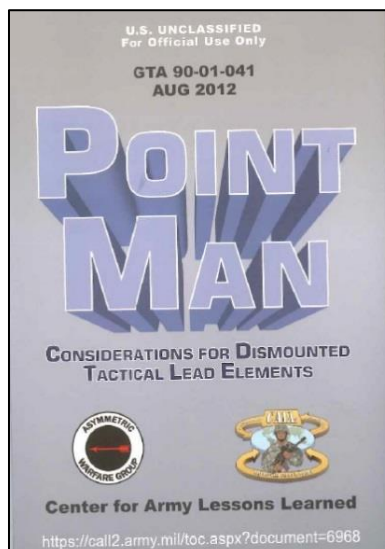
SYNOPSIS: GTA is 15 X 11 folded to 3.75X5.5 smartcard. This card is designed to assist leaders at the section and platoon levels in the planning and execution of reconnaissance tasks. Topics include: Fundamentals, Route Recon Critical Tasks, Area/Zone Recon Critical Tasks, Principles for Selecting/Manning Observation Posts, Operation Order, Effect of Movement on Route Reconnaissance, Local Security Measures, 9 Line MEDEVAC, Fire Request, Weapon Data, Measuring Stream Width With a Compass, Percentage of Slope, Aircraft Request, Curve Measurement Formula.



GTA 90-01-041: POINT MAN, CONSIDERATIONS FOR DISMOUNTED TACTICAL LEAD ELEMENTS

MEDIA: Smart Guide

SYNOPSIS: This GTA provides an overview of TTPs that will enable lead elements to maximize their capabilities. These principles do not guarantee 100% mission success. Principles outlined in this reference are strictly for consideration. Topics include: Traditional Overview of Point Men; Updated Overview of Lead Elements; Selection of Point Man/ Lead Elements; Lead Element Possible Enablers; Lead Elements Pre-movement Checklist; Danger Areas; Other Danger Area Considerations; Enemy TTPs; Lead Element Actions During Movement; Enemy Observable Indicators; Lead Element Enhancing Equipment; Lead Element Decision-Making During Movement: OODA Loop; Lead Element Post Movement Consideration; Lead Element Order of Movement; and References.



GTA 90-10-047: CREW SYSTEMS SMART CARD (V2011)

MEDIA: Smart Card

SYNOPSIS: GTA is 3.75"x 5.5" color smart card on synthetic paper. It covers Symphony, Duke Indicator Lights, Duke V2, Duke V3, Duke/Jukebox, Guardian/QRD, CVRJ, MMBJ-2.1, Thor III, and PMCS.

