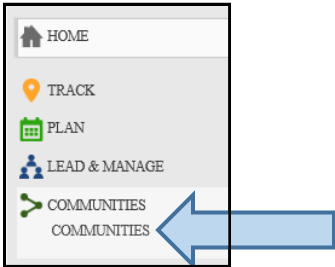


XVIII AIRBORNE CORPS ACT PAGE ENROLLMENT

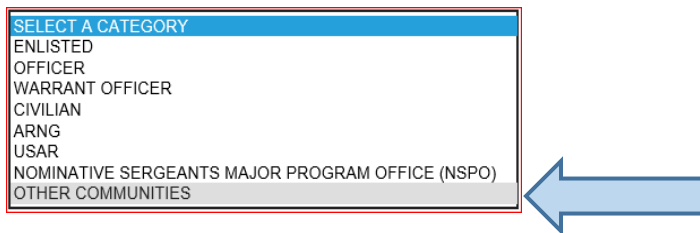
REVISED

1:44 pm, Feb 23, 2018

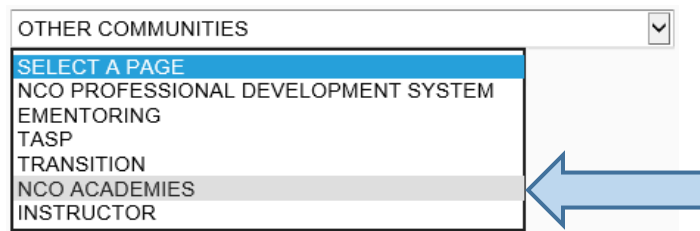
1. Open internet browser and navigate to <https://actnow.army.mil/>
2. Click on either **LOG IN NOW** button (located in the middle and upper right-hand corner of the page)
3. Select the **FULL SERVICE LOG IN** option via CAC. Follow prompts for CAC log in.
4. Select **COMMUNITIES** (located on the left side menu)
5. Select **COMMUNITIES** (under the first **COMMUNITIES**)



6. In the drop down box, **SELECT A CATEGORY**, choose **OTHER COMMUNITIES**.



7. In the **SELECT A PAGE** drop down, choose **NCO ACADEMIES**



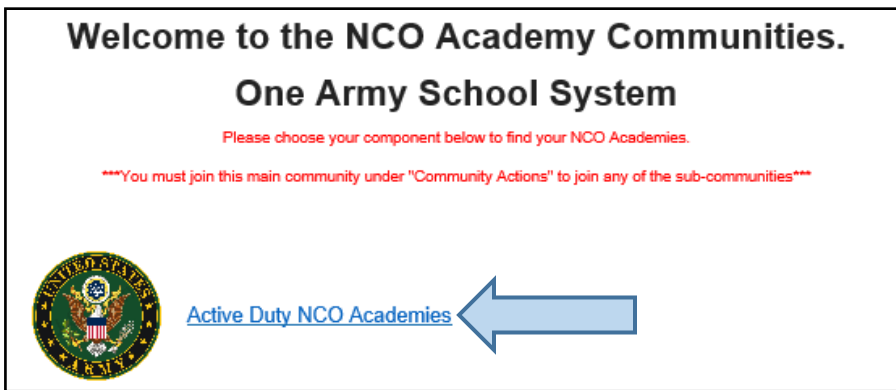
8. Select **JOIN THIS COMMUNITY** (located in the upper right-hand corner of page)



9. You will see a green box, which reads,



10. In the **middle** of the screen, select **ACTIVE DUTY NCO ACADEMIES**



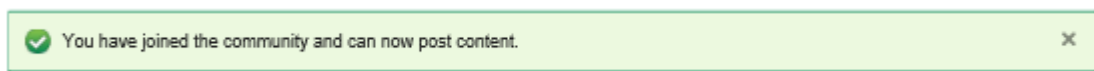
11. Select **FORT BRAGG NCO ACADEMY**



12. Select **JOIN THIS COMMUNITY**, then **FOLLOW THIS COMMUNITY**



13. You will see a green box, which reads,



14. CONGRATULATIONS, YOUR ENROLLMENT IS COMPLETE!