



FT BLISS MOTORCYCLE TRAINING SIGN-UP



WE ARE THE ARMY'S HOME



Registration Information

- If the class is full but you want to try to be on standby, you must have a memorandum from your commander for the day and there is no guarantee that a slot will be available. Also, show up early.

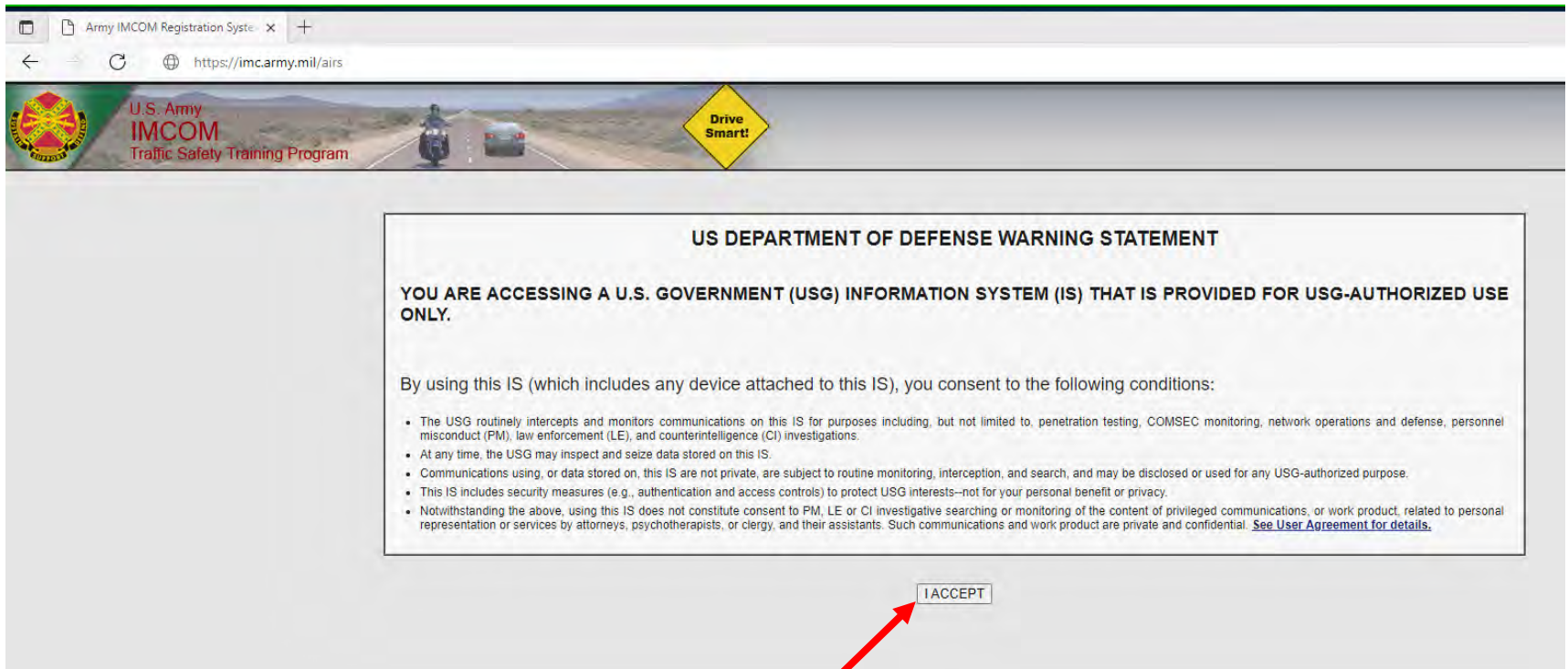
Service Members – Ensure you get approval (memorandum from Commanding Officer) from your chain of command before registering for a course. Example of memorandum is on page 9.

**Students will report to the Motorcycle Training Classroom,
Bldg. 5865 Abernathy Rd.**



IMPORTANT!! In order to sign up for the motorcycle training, **you must use a government computer which is CAC enabled with updated certificates.**

1) Go To: <https://airs.safety.army.mil>



The screenshot shows a web browser window with the address bar displaying <https://imc.army.mil/airs>. The page header features the U.S. Army IMCOM Traffic Safety Training Program logo and a "Drive Smart!" sign. The main content area displays a "US DEPARTMENT OF DEFENSE WARNING STATEMENT" with the following text:

YOU ARE ACCESSING A U.S. GOVERNMENT (USG) INFORMATION SYSTEM (IS) THAT IS PROVIDED FOR USG-AUTHORIZED USE ONLY.

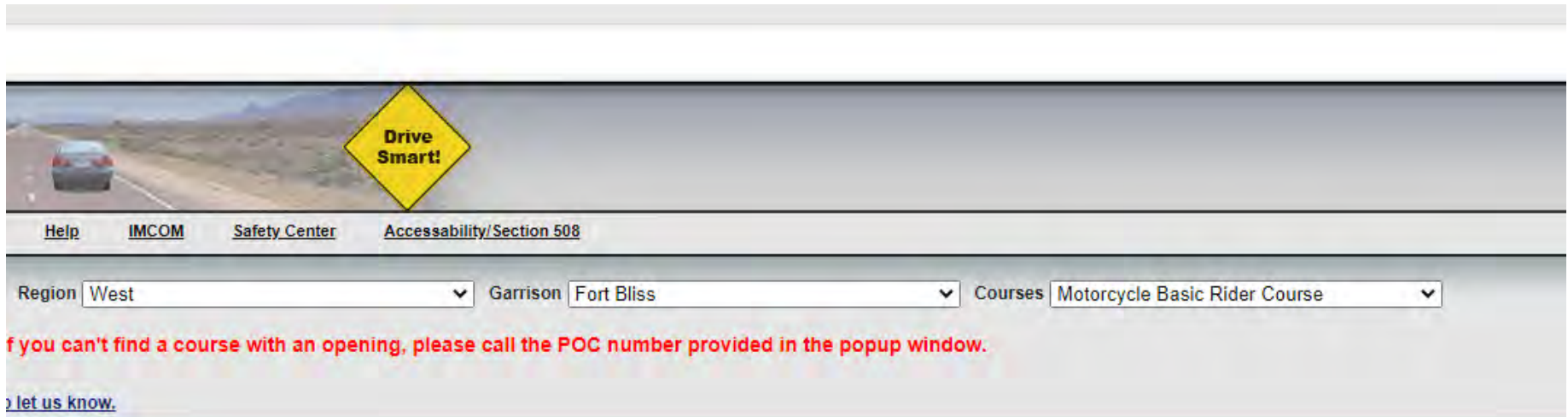
By using this IS (which includes any device attached to this IS), you consent to the following conditions:

- The USG routinely intercepts and monitors communications on this IS for purposes including, but not limited to, penetration testing, COMSEC monitoring, network operations and defense, personnel misconduct (PM), law enforcement (LE), and counterintelligence (CI) investigations.
- At any time, the USG may inspect and seize data stored on this IS.
- Communications using, or data stored on, this IS are not private, are subject to routine monitoring, interception, and search, and may be disclosed or used for any USG-authorized purpose.
- This IS includes security measures (e.g., authentication and access controls) to protect USG interests—not for your personal benefit or privacy.
- Notwithstanding the above, using this IS does not constitute consent to PM, LE or CI investigative searching or monitoring of the content of privileged communications, or work product, related to personal representation or services by attorneys, psychotherapists, or clergy, and their assistants. Such communications and work product are private and confidential. [See User Agreement for details.](#)

Below the warning statement, there is a button labeled "I ACCEPT". A red arrow points to this button.

Once on the website: Select “I Accept”

- 1) Select “West” in the Region drop down menu.
- 2) Select “Fort Bliss” in the Garrison drop-down menu.
- 3) Select desired course.
- 4) If you’ve never taken the Basic Rider Course on a military Installation you must take the “Basic Rider Course” first, in order to operate a motorcycle.



Drive Smart!

[Help](#) [IMCOM](#) [Safety Center](#) [Accessibility/Section 508](#)


Region Garrison Courses

If you can't find a course with an opening, please call the POC number provided in the popup window.

[let us know.](#)

SIGN-UP PROCEDURES

- Courses in **RED** are FULL. Courses in **BLUE** have open seats available.
- Select training day in **BLUE** to sign up for a course.

July 7/1/2022 			
Monday	Tuesday	Wednesday	Thursday
27 - BLDG. 5865 ABERNATHY RD	28	29 - BLDG. 5865 ABERNATHY RD	30
4	5 - BLDG. 5865 ABERNATHY RD	6	7 - BLDG. 5865 ABERNATHY RD
11 - BLDG. 5865 ABERNATHY RD	12	13 - BLDG. 5865 ABERNATHY RD	14
18 - BLDG. 5865 ABERNATHY RD	19	20 - BLDG. 5865 ABERNATHY RD	21
25 - BLDG. 5865 ABERNATHY RD	26	27 - BLDG. 5865 ABERNATHY RD	28
1 - BLDG. 5865 ABERNATHY RD	2	3 - BLDG. 5865 ABERNATHY RD	4



(Read and follow instructions on AIRS website for current and complete information)

- **PLEASE READ AND FOLLOW ALL INSTRUCTIONS:**

- Basic Rider Course (BRC) is a 2-day course open to Active Duty, Active Reserve, and Active National Guard only.
- Prerequisite for the Basic Rider Course is possession of an automobile driver's license (motorcycle endorsement is not required to attend this training).
- (ALWAYS CHECK AIRS WEBSITE FOR PROPER START TIME AND LOCATION!).
- Bring your printed (not a picture) AIRS registration form, your military ID and a pencil or pen. Your seat will be forfeited if you are late.

- Motorcycles will be available for training.**

- Required personal protective equipment (PPE) includes:

- HELMET: DOT approved Helmets are available for your use in the training, if you don't have your own
- EYE WEAR: Motorcycle safe eye protection or face shield
- GLOVES: Full fingered motorcycle riding gloves
- CLOTHING: Long sleeve shirt or jacket & long sturdy pants (no sweatpants), jeans with cut up holes are not allowed.
- FOOTWEAR: Over the ankle sturdy footwear or boots (no canvas athletic shoes of any kind)

- NO WATER IS AVAILABLE AT THE TRAINING SITE. BRING YOUR OWN WATER.**

- **YOU MUST PROVIDE A MEMO FROM YOUR COMMANDING OFFICER AUTHORIZING YOUR ATTENDANCE FOR THIS CLASS. NO EXCEPTIONS. (Example on page 9)**



BRC eCOURSE REQUIREMENT

Complete the MSF e-COURSE training no more than 90 days before class.

Enroll in the MSF Basic online course here: <https://msfusa.link/298690>

To waive the \$19.99 registration fee, you **MUST** enroll in the online eCourse using this unique link. The course fee is \$0.00 when you use the link.

1. Enter your Student Information in the required fields.
2. Click 'Enroll Student' at the bottom of the page.

IF YOU ARE ASKED TO MAKE A CREDIT CARD PAYMENT, STOP!

(Read and follow instructions on AIRS website for current and complete information)

PLEASE READ AND FOLLOW ALL INSTRUCTIONS:

- This class replaces the MSRC and the ERC2 / BRC2. This class is for all bikes (Sports Bikes and Cruisers).
- Advanced Rider Course (ARC) is a 1-day course open to Active Duty, Active Reserve, and Active National Guard only.
- ALWAYS CHECK AIRS WEBSITE FOR PROPER START TIME AND LOCATION.
- You must have a valid Motorcycle Endorsement or Motorcycle Learner Permit and previous MSF Card, Registration, and Proof of Insurance.
- The rider MUST provide their own motorcycle. If you are riding a friend's motorcycle, you MUST HAVE written consent from that person allowing you to use the motorcycle.
- Your motorcycle must pass TCLOCS inspection.
- Required personal protective equipment (PPE) includes:
 - HELMET: You should already use a DOT approved Helmet while operating your own motorcycle
 - EYE WEAR: Motorcycle safe eye protection or face shield
 - GLOVES: Full fingered motorcycle riding gloves
 - CLOTHING: Long sleeve shirt or jacket & long sturdy pants (no sweatpants), jeans with cut up holes are not allowed.
 - FOOTWEAR: Over the ankle sturdy footwear or boots (no canvas athletic shoes of any kind)
- NO WATER IS AVAILABLE AT THE TRAINING SITE. BRING YOUR OWN WATER.

YOU MUST PROVIDE A MEMO FROM YOUR COMMANDING OFFICER AUTHORIZING YOUR ATTENDANCE FOR THIS CLASS. NO EXCEPTIONS. (Example on page 9)



COMMAND LETTER HEAD

AMIM-XX

26 XXX 20XX

MEMORANDUM FOR RECORD

SUBJECT: Motorcycle Basic Rider Course OR Advance Rider Course

1. The following Service Member will be participating in the Basic Rider Course 27 - 28 XXX 20XX.

a. SPC Ranger, Joe – XXXXXXXXXX

2. SM will be exempt from all duties and training on 27-28 XXX 20XX in order to participate in the Motorcycle Basic Rider Course or Advance Rider Course

3. Point of contact for this memorandum is the undersigned at 123-456-7890, or email XXXXXX.X.XXXXXX.mil@army.mil.

XXXXXX X. XXXX

CPT, XX

Commanding

