

WINTER DRIVERS AWARENESS

USAG BAVARIA SAFETY OFFICE

★ WE ARE THE ARMY'S HOME ★



U.S. Army Garrison Bavaria

WINTER DRIVING



★ WE ARE THE ARMY'S HOME ★



Training Requirement Reference

1. USAREUR Regulation 385-55, 15 October 2020, Prevention of Motor Vehicle Accidents.
2. AE Regulation 600-55, 8 February 2007, Driver and Operator Standardization Program
 - ✓ Above references require Winter Driver Training for all licensees of Army Motor Vehicles (AMVs) and Non-Tactical Vehicles (NTVs) holding a valid license. Training must be completed by 31 October and indicated on the military drivers license (OF 346).
 - ✓ Request all civilian employees view the following presentation and upon completion ensure that they submit a memorandum from their supervisor stating that they have completed this training. This memorandum must be presented when obtaining TMP license to ensure training requirements have been completed. Failure to comply with this training will result in loss of authorization to operate or dispatch a non-tactical vehicle.

Winter Driving Training Content

- Auto Safety/PMCS
- Carbon Monoxide
- Snow Chains/Tires
- Emergency Equipment
- Weather Considerations
- Braking
- Summary
- Training Verification
- Contact Information



Winterize Vehicle

- **Good working condition**
Examples: Brakes, Heater, Defroster
- **Engine tuned for winter**
- **Correct motor oil and antifreeze**
- **Check battery and connections**
- **Appropriate tires**
- **Correct washer fluid**
- **Good windshield wipers**
- **Intact exhaust system, no leaks**
- **All lights working**
- **Fuel $\frac{3}{4}$ of a tank**



Carbon Monoxide Poisoning



Jan 2016 – New Jersey
23-year-old Mother Rosa, and
her 1-year-old son died while
sitting in a running car.

Clear car surroundings,
specifically exhaust pipe, prior
to starting the vehicle.

Do not run a vehicle or other
fueled engine or motor indoors,
even if garage doors are open

A vehicle accident can damage
your cars exhaust. Keeping a
CO-reading instrument with you
can save your life.

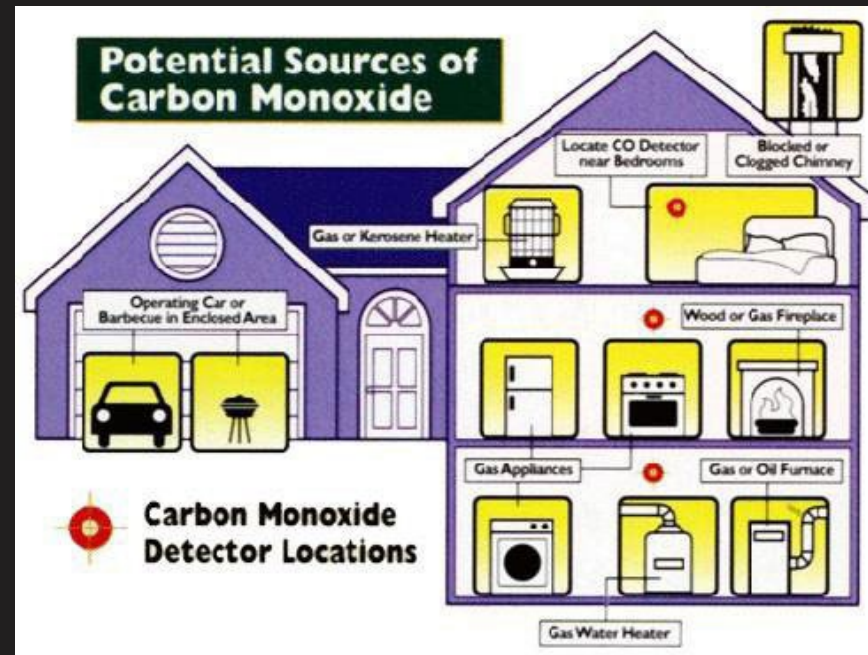


Carbon Monoxide Poisoning

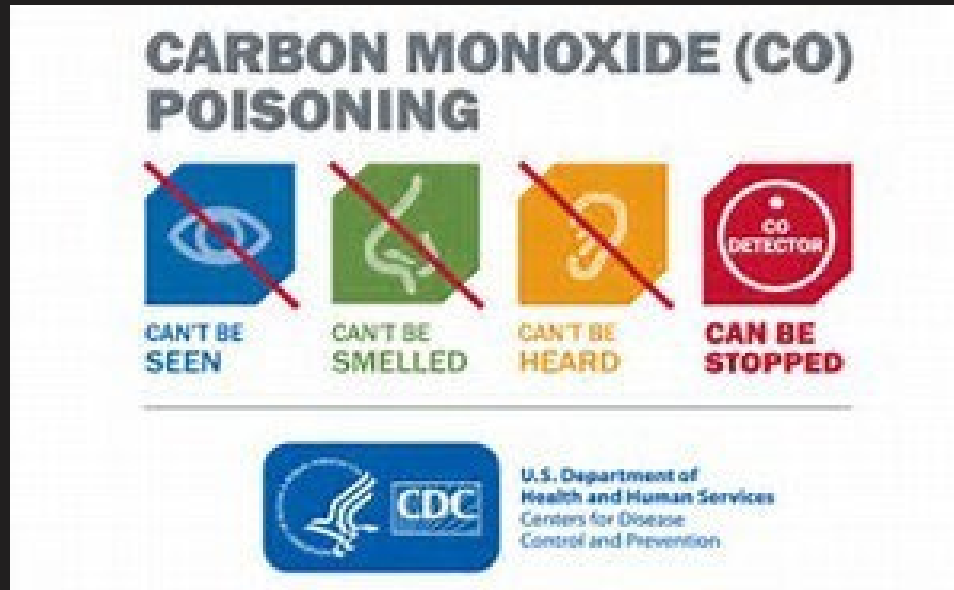


Clear off snow blocking vents
Use generators only in a well-ventilated location that is outdoors and away from windows, doors and vent openings.

Install CO alarms, especially in each sleeping area.
Test CO alarms at least once a month.
If your CO alarm goes off, move to a location outdoors or by an open window or door.



Carbon Monoxide Poisoning



Snow Tire Requirement 2024/2025



Summer Tires



Tread designs and tread compounds on:
Rain & dry roads

Winter Tires



Tread designs and tread compounds on:
Snow & Ice



All-Season tires are a compromise.....but acceptable.

- Can be fined for not having appropriate tires for the weather conditions.
 - Manufacture sets standard on M & S tires.
 - If in doubt, keep tire description in you glove box.

All Winter and All-Season Tires Must Have the M+S (Mud & Snow) and the Alpine Snowflake Symbols During Winter Conditions.



German Law Regarding Winter Tires

In November 2010 the Bundestag passed a new federal law much more specific about winter tires. It doubles the fines when caught without snow tires or have an accident in winter conditions without snow tires on their vehicle.

Von O bis O

Most German motorists have long known the old rule of thumb for putting snow tires on the car: “von O bis O.” The term “from O to O” is short for “from October to Easter” (von Oktober bis Ostern). It is a recommendation that one should make the change from regular tires to snow tires in October, and leave them on until Easter. The German law does not set any time limits, but it does clearly state that under icy conditions (bei Glatteis, Schneeglätte, Schneematsch, Eis- und Reifglätte) you must not drive without winter tires on your vehicle.

In Austria, winter tires are mandatory from November 1 to April 15.)

The new law also spells out what a “winter tire” is.

Specifically, it is an M+S-Reifen, a mud-and-snow tire that has an official M+S (Matsch und Schnee) marking on it. (M+S tires do not have to be “winter” tires. All-year or all-weather M+S tires also qualify if they were manufactured before JAN 2018. Tires manufactured before JAN 2018 are good until 30 SEP 2024). Tires manufactured after JAN 2018 must have the “three-peak-mountain with snowflake” seal, an indication of snow tires that meet the highest standards and meet the German Law.

ADAC also makes another recommendation that goes beyond the minimum requirements of the law. While the Straßenverkehrsordnung (StVO) requires a minimum snow tire tread depth (Profiltiefe) of 1.6 mm (2/32 inch), ADAC ups that to 4.0 mm (4/32 inch).

Fines

If the police catch you driving in winter conditions without M+S tires, you’ll have to pay a fine (Bußgeld) of 40 euros – plus a point against you in Flensburg (your driving record).

If you are involved in an accident or you block traffic in icy conditions without M+S tires, the fine goes up to 80 euros and a point against you in Flensburg.


Rental Cars The snow tire law applies to all drivers, even if they do not own the vehicle! That means if you are renting a car in Germany in the winter, make sure it has M+S and Alpine/snowflake Symbols on tires.



Tire Age - How Old Are My Tires?

To help identify the age of your tires, each one is imprinted with a coded date which tells you when that tires was manufactured.

The four-digit tire age code is usually located in a window on the tire sidewall. The first two digits of the code represent the week of production during the year (from 1 to 52) while the second two digits represent the year of manufacture.


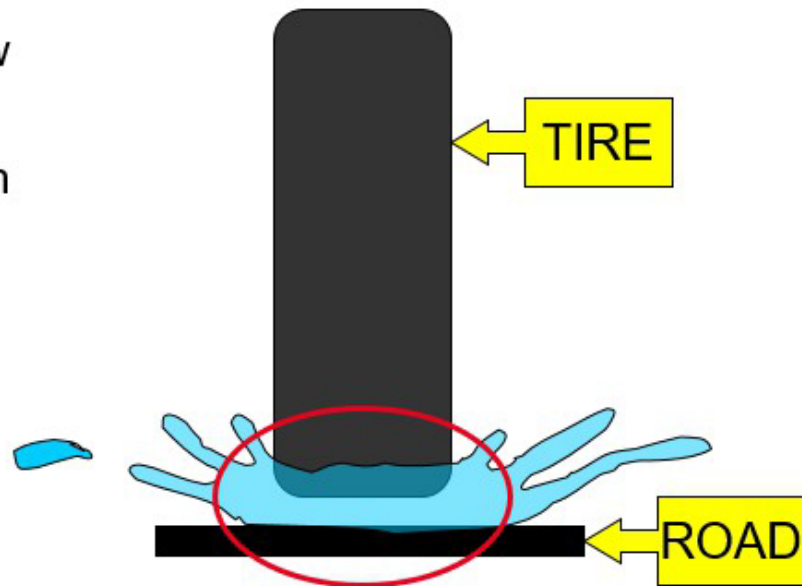


In this example, the manufacture date code is 4718 - where 47 denotes the week of manufacture and 18 represents the year, meaning the tire manufacture date was the 47th week of 2018. Below is some additional information DOT and year manufactured.



Weather Considerations

- Rain
- Snow
- Ice
- Slush



Double your normal interval distance during bad weather.

Emergency Equipment

Pack emergency equipment that matches your needs; a trip through the mountains justifies packing more items than you might need for a city shopping trip.

- Flashlights with extra batteries
- First aid kit with masks
- Extra set of mittens, socks, and a wool cap
- Booster cables
- Blankets or sleeping bags
- Set of tire chains or traction mats
- Plastic bags (for sanitation)
- Matches/Lighter
- Rain gear and extra clothes



- Mandatory vehicle emergency equipment
- Abrasive material (cat litter, sand, salt, or traction mats)
- Small shovel
- Tow chain or strap
- Small tools (pliers, wrench, screwdriver)
- Canned fruit and nuts
- Non-electric can opener
- Bottled water
- Necessary medications
- Reflective vests for all passengers

Weather Considerations Fog and Frost

Low Visibility

- **SLOW DOWN!**
- Use low beam lights with fog lights
- Keep radio off
- Crack window slightly & use defroster
- Use turn signals
- **NO TUNNEL VISION**



Road Condition - Black Ice

- Shaded areas
- Near water sources
- Bridges
- Overpasses
- ANYWHERE!



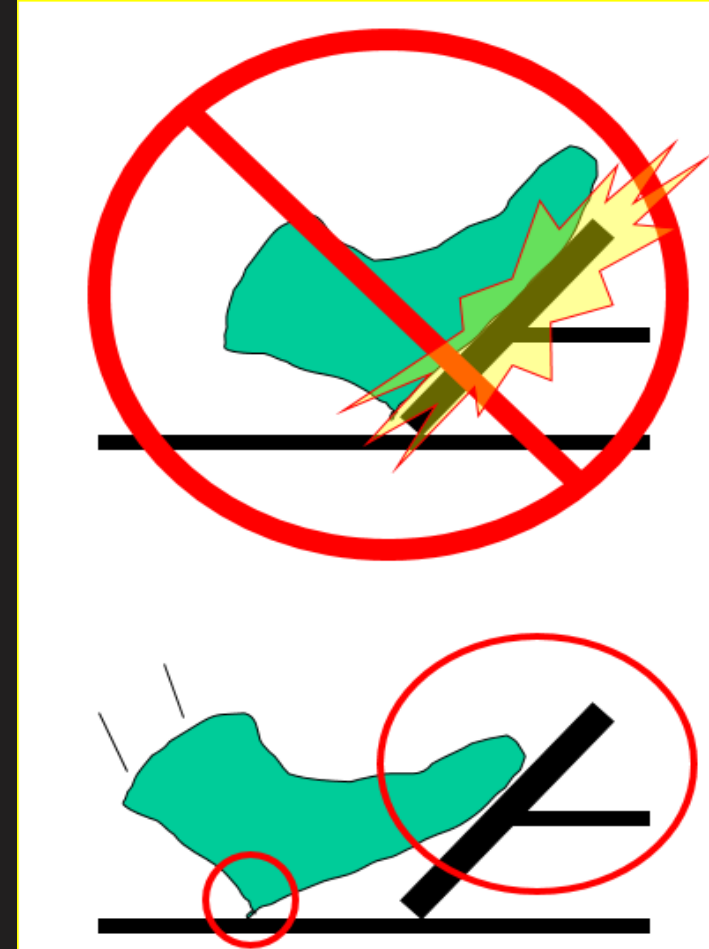
Be Prepared - Braking

Braking **without** antilock brakes

- Use the heel-and-toe method. Keep your heel on the floor and use your toes to press the brake pedal firmly just short of locking up the wheels.
- Release the pressure on the pedal, and press again in the same way.
- Repeat this until you come to a full stop.

Braking **with** anti-lock brakes

- Also use heel-and-toe method, but do not remove your foot from the brake pedal until the vehicle comes to a complete stop.



Be Prepared – Skid Control



Practicing skid recovery in a safe area is good accident prevention method, but only with qualified instructor under controlled condition.

Road Condition Hazard Metric

ARMY COLOR CODES FOR ROAD CONDITIONS

GREEN: Normal driving conditions exist on post. Roads are clear and dry.

AMBER: Cautionary driving conditions exist on post. Roads are very wet or have ice or snow sticking to overpasses, bridges or intersections.


RED: Hazardous driving conditions exist on post. Ice or snow is sticking to most road surfaces. Heavy precipitation and/or high winds may limit visibility. Government vehicles should only be used for mission-critical operations through coordination with LRC

BLACK: Extremely hazardous conditions exist with life-threatening driving conditions. All roads are covered with ice or deep, unplowed snow. Heavy snowfall and/or high winds causing low visibility is occurring. Only police, fire, medical and DPW equipment may be dispatched. TMP buses may be dispatched to pick up Soldiers in the field who are exposed to extreme cold that could impact on life, health and safety. All other government vehicles will be restricted from movement unless authorized by LRC mission. critical). DPW workers will be allowed to enter the installation and conduct maintenance missions.

Note: The criteria for road conditions may slightly vary by installation. Be sure to check with your installation safety office for local road condition color codes.

Road Condition “Keep Informed” Sites

- USAG Bavaria Facebook
<https://www.facebook.com/USAGBavaria/>
- Listen to AFN for Road Condition and Facility Closures
- Download Digital Garrison app
- IMCOM Europe Road Conditions
<https://home.army.mil/roads/index.php>



Summary

HERE IT COMES *Are you ready to hit the road?*

- Accelerate and decelerate slowly
- Increase your following distance eight to 10 seconds to provide more room to stop
- Know your brakes
- Don't power up hills and don't stop while going uphill unless necessary
- Take a fully charged cellphone, food, water and warm clothing
- Don't go out unless absolutely necessary

READY
...OR NOT?



10 Tips

to avoid winter slips, trips & falls

1. Walk slowly and carefully in appropriate footwear.
2. Use special care when getting in and out of vehicles.
3. Watch for slippery floors when entering buildings.
4. Avoid walking with your hands in your pockets, or carrying items in your hands. Try a backpack.
5. Watch out for black ice.
6. Check potentially slick areas by tapping them with your foot.
7. Walk as flat-footed as possible on very icy areas.
8. Avoid uneven surfaces, like steps or curbs.
9. Report any untreated public areas.
10. Remember: "Ice and snow mean take it slow!"

Don't
Slip on Safety
this fall and winter



For more information visit
<https://safety.army.mil>





Fatigued Driving *time to get up!*

Cause of Accident:
~~Drunk~~ ~~Speeding~~ **Just Tired**

Most people are aware of the dangers of drinking and driving but don't realize that drowsy driving can be just as fatal. Like alcohol, sleepiness slows reaction time, decreases awareness, impairs judgment and increases your risk of crashing.

- Drivers' reaction times, awareness of hazards and ability to sustain attention all worsen the drowsier the driver is
- Driving after going more than 20 hours without sleep is the equivalent of driving with a blood-alcohol concentration of 0.08% – the U.S. legal limit
- You are three times more likely to be in a car crash if you are fatigued

Don't Slip on Safety *this fall and winter*

For more information visit
<https://safety.army.mil>



 **U.S. ARMY**

 **U.S. ARMY COMBAT READINESS CENTER**



Winter Driver Training

Training Verification for Drivers Testing Station, USAG Bavaria.

The following Soldiers and DA Civilians have read the on-line USAG Bavaria winter driver’s training slides for the **OCT 2024 – APR 2025** winter season on or before **31 October 2024**. Submit training completion form to Drivers Testing Station.

NAME (Last, First)	RANK	UNIT	DATE COMPLETED

I have verified that the above individuals have completed required training.

Supervisor/Commanders First/Last Name and Rank:

DSN XXX-XXXX:

Verifying Official Signature:

Date:



GARRISON SAFETY

Tower / Rose Barracks	526-2306
Hohenfels	522-2685
Garmisch	521-3595

Safety Website

<https://home.army.mil/bavaria/index.php/Directorates/safety>

Safety E-Mail

usarmy.bavaria.id-europe.list.safety@army.mil

Towers Barracks, Bldg 539

Hohenfels, Bldg 388

Garmisch, Bldg 203

END OF BRIEF

★ WE ARE THE ARMY'S HOME ★

